

Learning Binary Residual Representations for Domain-specific Video Streaming

Yi-Hsuan Tsai¹ Ming-Yu Liu² Deqing Sun² Ming-Hsuan Yang^{1,2} Jan Kautz²
¹University of California, Merced ²NVIDIA

Abstract

We study domain-specific video streaming. Specifically, we target a streaming setting where the videos to be streamed from a server to a client are all in the same domain and they have to be compressed to a small size for low-latency transmission. Several popular video streaming services, such as the video game streaming services of GeForce Now and Twitch, fall in this category. While conventional video compression standards such as H.264 are commonly used for this task, we hypothesize that one can leverage the property that the videos are all in the same domain to achieve better video quality. Based on this hypothesis, we propose a novel video compression pipeline. Specifically, we first apply H.264 to compress domain-specific videos. We then train a novel binary autoencoder to encode the leftover domain-specific residual information frame-by-frame into binary representations. These binary representations are then compressed and sent to the client together with the H.264 stream. In our experiments, we show that our pipeline yields consistent gains over standard H.264 compression across several benchmark datasets while using the same channel bandwidth.

Introduction

Video streaming services, such as Netflix and YouTube, are popular methods of viewing entertainment content nowadays. Due to large video sizes and limited network bandwidth, video compression is required for streaming video content from a server to a client. While video compression can reduce the size of a video, it often comes with undesired compression artifacts, such as image blocking effects and blurry effects.

Decades of efforts were made towards delivering the best possible video quality under bandwidth constraint. State-of-the-art video compression methods such as MPEG-4 (Li 2001), H.264 (Wiegand et al. 2003), and HEVC (Sullivan et al. 2012) combine various classical techniques including image transform coding, predictive coding, source coding, and motion estimation in a carefully-engineered framework. These methods are general and can be applied to various video domains for effectively compressing most of the information in a video. However, the residual information, which is the difference between the uncompressed and compressed

videos, is difficult to compress because it contains highly non-linear patterns. Neither linear predictive coding nor linear transform coding can effectively compress the residual.

In this paper, we hypothesize that one can effectively compress the residual information if one is willing to limit the use of the video compression method to a specific domain. In other words, we no longer wish to have a video compression method that works universally well on all videos. We only wish to have a method that works particularly well in one specific domain. Although this setting may appear inconvenient at a first glance as one needs to have a video compressor for each domain, it does fit well with several major video streaming applications, such as video game streaming and sports streaming. For example, for video game streaming services such as GeForce Now and Twitch, the gamer chooses a game title to play, and the video content is rendered on the server and delivered to client's mobile console. During the game playing period, all the video content in the stream is in the same video game domain and a domain-specific video compression method is entirely appropriate. The setting also fits other user cases such as streaming sports, which are often limited to a particular discipline, as well as things like compressing dash cam videos, as all the videos are about street scenes.

To verify our hypothesis, we leverage deep learning models, which have been established as powerful non-linear function approximators, to encode the highly nonlinear residual information. In our video compression pipeline, we first apply H.264 to compress videos in a specific domain and train a novel binary autoencoder to encode the resulting residual information frame-by-frame into a binary representation. We then apply Huffman coding (Cover and Thomas 2006) to compress the binary representations in a lossless manner. The compressed binary representations can be sent to the client in the meta data field in the H.264 streaming packet. This way, our method can be integrated into the existing video streaming standard. We illustrate our method in Figure 1. We show that with our proposed binary residual representation, one can achieve a better video quality (at a chosen bandwidth) by sending the video stream using H.264 at a smaller bandwidth and utilizing the saved bandwidth to transmit the learned binary residual representation.

We conduct extensive experiments to verify our hypothesis that we can improve state-of-the-art video compression

methods by learning to encode the domain-specific residual information in a binary form. We also compare various ways of training the proposed binary autoencoder for encoding the residual information. On the KITTI (Geiger, Lenz, and Urtasun 2012) and three games video datasets, we show that our method consistently outperforms H.264 both quantitatively and qualitatively. For example, our PSNR score is 1.7dB better than H.264 on average under the bandwidth at 5Mbps.

Related Work

We review the related works by their categories.

Image/Video Compression

Transform coding using the discrete/integer cosine transform (DCT/ICT) has been widely used in image and video coding standards, such as JPEG (Wallace 1991), MPEG-4 (Li 2001), H.264 (Wiegand et al. 2003), and HEVC (Sullivan et al. 2012). The encoder divides an image/video frame into non-overlapping blocks, applies DCT/ICT to each individual block, and quantizes the coefficients. Because of the energy concentration ability of DCT/ICT, the compressed images are of good quality at moderate to high bit rates. However, real-time video stream requires very low bit-rate compression. As a result, the compressed images often suffer from blocking artifacts due to the block-wise processing. Another problem with existing coding standards is that they have been designed to be universal coders and cannot be tailored to specific domains.

Machine learning-based techniques have been developed to aid these compression standards. A colorization model (Cheng and Vishwanathan 2007) is utilized to learn the representative color pixels to store for better reconstruction. Another work adopts a dictionary-based approach (Skretting and Egan 2011) to learn sparse representations for image compression. Our method is also based on learning, in which we leverage state-of-the-art deep learning models to compress the residual information. Recently, a reinforcement learning scheme is adopted to adaptively select the bit rate for video streaming for minimizing the latency (Mao, Netravali, and Alizadeh 2017).

Deep Learning-based Image Compression

Instead of engineering every step in the coding system, numerous learning-based approaches as discussed in Jiang et al. (Jiang 1999) have been developed to compress the data in the holistic manner. Recently, autoencoders (Hinton and Salakhutdinov 2006) have been widely used in extracting abstract representations of images through learning to reconstruct the input signals (Vincent et al. 2008; Pathak et al. 2016; Tsai et al. 2017). While these methods use a bottleneck layer to learn a compact representation, each dimension of the compact representation is continuous, which needs to be further quantized for compression.

Various approaches are utilized in the bottleneck layer to compress the data. Quantization methods (Ballé, Laparra, and Simoncelli 2017; Theis et al. 2017) estimate the entropy rate of the quantized data while optimizing used number of bits. In addition, an adversarial training scheme (Rippel and

Bourdev 2017) is developed to produce sharper and visually pleasing results. On the other hand, variants of the autoencoder architecture with recurrent networks show the ability to directly learn binary representations in the bottleneck layer (Toderici et al. 2016; 2017).

While these methods only focus on still image compression, our algorithm is designed to improve video quality in streaming applications, especially in the domain-specific scenarios such as game or street view videos. To this end, we integrate existing video compression standards that can effectively exploit temporal information and learning-based methods that can efficiently transmit binary residual representations. As a result of the integration, our system can be adaptively applied to existing video compression platforms and improve their performance.

Post-processing to Remove Compression Artifacts

Post-processing at the decoder end aims at reducing the coding artifacts without introducing additional bit rates at the encoder end. Earlier approaches (Reeve and Lim 1983; Chen, Wu, and Qiu 2001) manually use smoothing filters to reduce blocking effects caused by DCT in the expense of more blurry image outputs. Recently, learning-based methods (Chang, Ng, and Zeng 2014; Choi et al. 2015; Liu et al. 2015; Mao, Shen, and Yang 2016) are developed to model different compression artifacts. For example, the ARCNN method (Dong et al. 2015) uses end-to-end training for removing various JPEG artifacts. Furthermore, the D3 scheme (Wang et al. 2016) employs the JPEG priors to improve the reconstruction results. Deeper models such as DDCN (Guo and Chao 2016) are also developed to eliminate artifacts, and a recent work (Guo and Chao 2017) combines the perceptual loss to generate visually pleasing outputs. We note that these post-processing methods require extensive computation on the client side, which is not well-suited for embedded devices. In contrast, our method encodes the residual information in a binary form on the server side and send it to the client. Utilizing the encoded residual information, the client can better recover the original video using much less computational power.

Domain-specific Video Compression with Residual Autoencoder

Here, we first introduce our video compression pipeline for streaming domain-specific videos. We then present the details of our autoencoder for encoding the residual information into binary forms and the training methods.

Video Streaming Pipeline

The proposed pipeline consists of two modules: a video compression module and a deep learning-based autoencoder, as shown in Figure 1. The video compression module adopts the H.264 standard, which has demonstrated good performance in compressing temporally smooth visual signals, while our residual autoencoder assists to recover the lost information during compression on the client side by leveraging the property that the videos to be compressed are from the same domain. Using such a hybrid approach, not

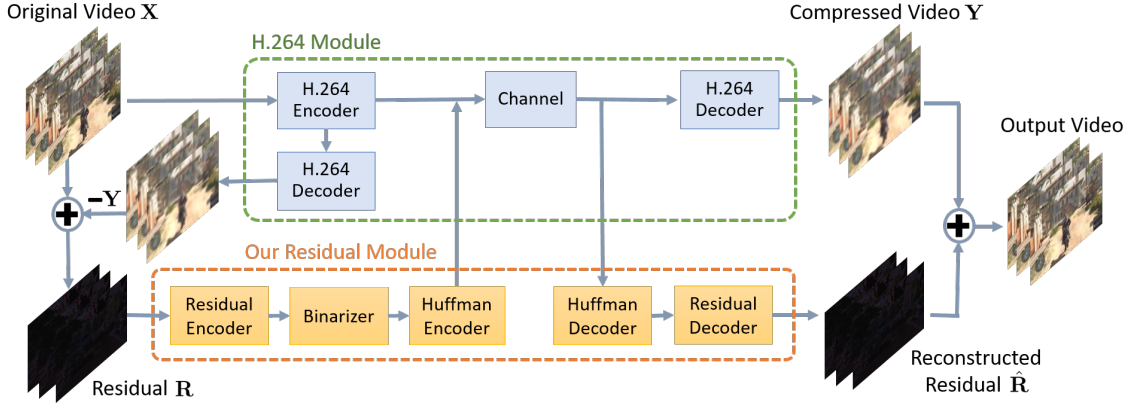


Figure 1: Overview of our proposed video streaming pipeline. It consists of two modules: a conventional H.264 module and our proposed residual autoencoder. The input to our residual module is the difference between the original and compressed videos. The difference is encoded and binarized to generate binary representations. We utilize Huffman coding to further compress the binary representations into a bit stream in a lossless manner. On the client side, we reconstruct the output video by adding back the decoded difference to the compressed video.

only can we improve the output quality by spending a small amount of effort, but also the system can adapt to existing compression platforms and train for specific domains by exploiting large-scale data. Note that, although we use H.264 in our pipeline, other video compression standards such as MPEG4 and HEVC can be used as well.

Given an input video X , we obtain the compressed video Y by applying H.264. The difference between the two videos is called the residual information $R = X - Y$. The larger the residual information, the poorer the compressed video quality. We also note that R is not included in Y because it consists of highly non-linear patterns, which can not be compressed effectively with conventional approaches.

We argue that by limiting the video domain, we could leverage a novel autoencoder to effectively compress the residual information. The autoencoder consists of a pair of functions $(\mathcal{E}, \mathcal{D})$, where the encoder \mathcal{E} maps R to a binary map and the decoder \mathcal{D} recovers R from the binary map on the client side. The recovered residual information is referred to as \hat{R} and the final output video $Y + \hat{R}$ has a better visual quality than Y . We note that the binary map is further mapped to a bit stream by using the Huffman coding algorithm (Cover and Thomas 2006), which is asymptotically optimal, to reduce its bandwidth usage.

Sending the bit stream of the residual information requires additional bandwidth. However, we can train an autoencoder that only requires a much smaller bandwidth to compress the residual information than H.264. Therefore, we can run the H.264 standard in a higher compression rate, which uses a smaller bandwidth but results in a larger residual signal. We then apply our autoencoder to compress the residual signal into a small bit stream. Considering a scenario where the bandwidth for a video stream is 5Mbps, we can apply the proposed pipeline to compress the video in 4Mbps using H.264 and utilize the remaining 1Mbps for sending the residual signal. Because our autoencoder is more efficient

than H.264 in compressing the residual signal, our system achieve better performance than a baseline system that allocates all the 5Mbps for H.264.

One may wonder why not completely replacing the H.264 standard with the proposed residual autoencoder. We argue that our residual autoencoder is only more efficient than H.264 in compressing the residual signal. The carefully-engineered H.264 is more efficient in compressing the core video. By marrying the strength of H.264 and the proposed autoencoder, our hybrid system achieves better performance. Moreover, our pipeline can be easily integrated into the existing H.264 standard since the residual information can be attached in the meta field of a H.264 streaming packet. Hence we can enjoy the popularity of the H.264 standard and various hardware accelerators implemented for H.264.

We note that in the proposed domain-specific video streaming pipeline, one needs to send the parameters of \mathcal{D} and the Huffman decoder table to the client for the streaming service, which requires an additional bandwidth. However, the parameters can be sent before the streaming starts. Once the parameters are sent, the user can enjoy the low latency and high video quality features of the proposed video streaming pipeline.

Binary Residual Autoencoder

We design an autoencoder that consists of three components: encoder \mathcal{E} , binarizer \mathcal{B} (introduced in the next section) and decoder \mathcal{D} . For the encoder, the goal is to learn to extract compact feature representations for the following binarizer. We use L convolutional layers in our encoder, in which each layer has the same channel number C and a stride of two that down-samples feature maps. The binarizer converts the output from the last convolutional layer into a binary map. For the decoder, we aim to up-sample the binary map back to the original input. Our decoder has L convolutional layers. At the end of each convolutional layer, a sub-pixel layer (Shi

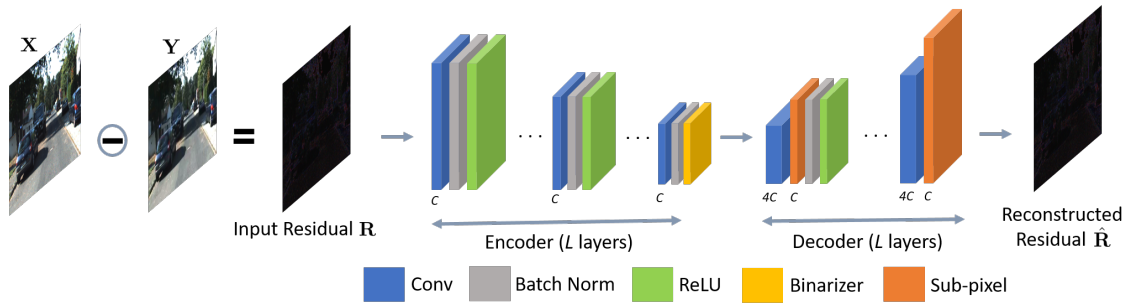


Figure 2: Architecture of the proposed binary residual autoencoder. It process the video frame by frame. The autoencoder consists of an encoder, a binarizer and a decoder. The encoder/decoder, each has L convolutional layers and each layer contains $C/4C$ channels. For simplicity, Huffman coding modules are not illustrated here.

et al. 2016) is used for up-sampling. Since we aim for up-sampling the resolution of the feature map by two on each spatial dimension, the channel number of each convolutional layer in the decoder is set to $4 \times C$ due to the use of the sub-pixel layer. To facilitate the learning process, batch normalization (Ioffe and Szegedy 2015) and ReLU layers are used. The architecture of the autoencoder are given in Figure 2.

We encode and decode the residual signal \mathbf{R} frame by frame. Let $\{r_i\}$ be a set of residual frames computed by applying H.264 at a target bit rate. We train our autoencoder by solving the following optimization problem:

$$\min_{\mathcal{D}, \mathcal{E}} \sum_i \|r_i - \mathcal{D}(\mathcal{B}(\mathcal{E}(r_i)))\|_2^2. \quad (1)$$

We care a lot about the bandwidth required for transmitting binary representations, which is determined by two factors: 1) the number of layers L in the encoder, and 2) the number of channels C . Let W and H be the width and height of the input image, the binary map size is given by $\frac{C \times W \times H}{2^{2L}}$. A large number of L and a smaller number of C would result in a smaller size of the encoder output and hence a smaller binary map. However, a smaller encoder output makes training of the autoencoder difficult. In our experiments we will discuss the results with different numbers of L and C .

Training of the Binary Residual Autoencoder

Binarizing feature maps in neural networks have been studied in several earlier works (Rastegari et al. 2016; Courbariaux et al. 2016; Tang, Hua, and Wang 2017) for the purpose of reducing memory footprint in mobile devices. It is also used for image compression (Toderici et al. 2016; 2017), while our work is different in that we binarize feature maps for video streaming. We will discuss several binarization methods here and compare their advantages and drawbacks when used in our pipeline in the experiment section.

Formulation. Let the output feature map of \mathcal{E} be $e_i = \mathcal{E}(r_i)$. Our binarizer \mathcal{B} aims to produce the binary output $\{-1, 1\}$ ¹. To generate such binary outputs, the process \mathcal{B} consists of

¹We have found that our network requires negative responses to achieve reasonable results. Instead of producing the binary output $\{0, 1\}$, we aim to generate the discrete output $\{-1, 1\}$.

two parts: 1) map each element of the encoder output e_i to the interval $[-1, 1]$, and 2) discretize it to $\{-1, 1\}$ given by:

$$\mathcal{B}(e_i) = b(\sigma(e_i)), \quad (2)$$

where σ and b are the activation and discretization functions, respectively. In the following, we discuss different functions for activation (i.e., *tanh*, *hardtanh*, *sigmoid*) and various methodologies for binarization (i.e., stochastic regularization (Raiko et al. 2015), Gumbel noise (Jang, Gu, and Poole 2017; Maddison, Mnih, and Teh 2017)).

Tanh/Hardtanh Activation. *tanh* is a common activation to project feature values to $[-1, 1]$, so as the approximation version *hardtanh* function. Here, we define the binarized output as:

$$b(z) = \begin{cases} 1, & \text{if } z \geq 0 \\ -1, & \text{if } z < 0, \end{cases} \quad (3)$$

where $z = \sigma(e_i)$ and σ can be the *tanh* or *hardtanh* function. However, since binarization is not a differentiable function, we can not train the proposed autoencoder using back-propagation. To avoid the issue, inspired by the recent binarization work (Courbariaux et al. 2016), we adopt a piecewise function b_{bp} during back-propagation:

$$b_{bp}(z) = \begin{cases} 1, & \text{if } z > 1 \\ z, & \text{if } -1 \leq z \leq 1 \\ -1, & \text{if } z < -1. \end{cases} \quad (4)$$

By using the straight-through estimator (Courbariaux et al. 2016), we can compute the gradient of $b_{bp}(z)$ and pass gradients through b unchanged as:

$$b'_{bp}(z) = \begin{cases} 1, & \text{if } -1 \leq z \leq 1 \\ 0, & \text{otherwise.} \end{cases} \quad (5)$$

Sigmoid Activation. The *sigmoid* function outputs a value in $[0, 1]$. We convert the output to $[-1, 1]$ by applying $z = 2(\sigma(e_i) - 0.5)$. We can then use the approach discussed in the previous paragraph for binarization and training.

Stochastic Regularization. Following Toderici et al. (Toderici et al. 2016), we incorporate a stochastic process into (3) using the *tanh* activation:

$$b(z) = z + \epsilon,$$

Table 1: Compression ratio versus number of bits in a group computed from our KITTI dataset experiments.

# of bits in a group	8	16	32	64
Compression ratio	1.05	1.47	3.03	6.67

where ϵ is a randomized quantization noise, resulting in:

$$b(z) = \begin{cases} 1, & \text{with probability } \frac{1+z}{2} \\ -1, & \text{with probability } \frac{1-z}{2}. \end{cases} \quad (6)$$

For back-propagation, similarly we can pass unchanged gradients through b (Toderici et al. 2016).

Gumbel Noise. The Gumbel-Softmax distributions have been utilized for learning categorical/discrete outputs (Jang, Gu, and Poole 2017). We adopt a similar approach by adding Gumbel noise in the *sigmoid* function, which we refer as Gumbel-Sigmoid. Since *sigmoid* can be viewed as a special 2-class case (e_i and 0 in our case) of *softmax*, we derive the Gumbel-Sigmoid as:

$$\sigma(e_i) = \frac{\exp((e_i + g_k)/\tau)}{\exp((e_i + g_k)/\tau) + \exp(g_l/\tau)}, \quad (7)$$

where g is the sample from the Gumbel noise and τ is the temperature that controls how closely the Gumbel-Sigmoid distribution approximates the binary distribution. From (7), we can further simplify it as:

$$\begin{aligned} \sigma(e_i) &= \frac{1}{1 + \exp(-(e_i + g_k - g_l)/\tau)} \\ &= \text{sigm}((e_i + g_k - g_l)/\tau), \end{aligned} \quad (8)$$

where *sigm* is the *sigmoid* function. Since $\sigma(e_i)$ is still in the range of $[0, 1]$, we adopt the same approach as introduced before to shift the value via $z = 2(\sigma(e_i) - 0.5)$. Following (Jang, Gu, and Poole 2017), we start with a high temperature and gradually anneal it to a small but non-zero temperature.

Lossless Compression. Once we generate the binary feature map, we further use Huffman coding (Cover and Thomas 2006) to reduce the size of the binary representation. These coding schemes are asymptotically optimal, which means that the more the number of bits we group together as a symbol, the better the compression ratio. Such a behavior is illustrated in Table 1 using the KITTI dataset. We note that other source coding methods such as arithmetic coding (Marpe, Schwarz, and Wiegand 2003) can be used as well.

Experimental Results

We evaluate our pipeline using the KITTI (Geiger, Lenz, and Urtasun 2012) dataset, which consists of various driving sequences of street scenes, and three popular video games: Assassins Creed, Skyrim and Borderlands. The details of the datasets are shown in Table 2. We use the tracking benchmark on the KITTI dataset that contains 50 street-view videos. We randomly select 42 videos for training and 8 videos for testing. The images in the videos are resized to 360×1200 . The game video resolutions are 720×1280 .

Table 2: Number of videos and frames on the datasets.

	KITTI	Assassins Creed	Skyrim	Borderlands
Videos	50	50	9	19
Frames	19,057	34,448	9,337	8,752

Table 3: Impact of L and C on PSNR/SSIM.

Group	Mbps	(C, L)	PSNR	SSIM
1	~ 0.24	$(8, 3)$	29.28	0.8571
		$(32, 4)$	29.39	0.8577
2	~ 0.48	$(16, 3)$	29.83	0.8681
		$(64, 4)$	29.81	0.8652
3	~ 0.96	$(8, 2)$	30.35	0.8855
		$(32, 3)$	30.67	0.8901

We report PSNR and SSIM scores at different bit rates for quantitative comparisons. These two metrics are popular performance metrics for benchmarking video compression algorithms (Wang et al. 2004). We first conduct an ablation study using the KITTI dataset where we discuss the impact of layer and channel numbers in our design. We then compare various methods for training the autoencoder. Finally, we report the performance with comparisons to H.264 and a deep learning baseline.

Implementation Details. Throughout the paper, we use Adam (Kingma and Ba 2015) to train our binary residual autoencoder. The learning rate is set to 10^{-3} and then decreased by half for every 5 epochs. The momentums are set to 0.9 and 0.999. The batch size is 10, and we train the model for 50 epochs. The implementation is based on PyTorch.

Runtime Analysis. On the server side, our encoder and the binarizer takes about 0.001 seconds to compress the residual image with a resolution of 360×1200 using a Titan X GPU. The decoder on the client side takes 0.001 seconds to reconstruct the residual image.

Ablation Study

Depth and Breadth of the Model. We analyze the impact of layer numbers L and channel numbers C on the video compression performance of our pipeline. For this study, the bandwidth of H.264 is set to 5Mbps for generating training and testing videos. We then train the residual autoencoder with different L and C utilizing the *hardtanh* activation for binarization. These two parameters determine the size of the binary map, which has impacts on the compression rate as well as the training difficulty. Intuitively, the smaller the binary map, the easier the compression task but the harder the training task. The results are shown in Table 3. Based on the bit rate, we divide the settings into three groups. The ones in the same group have a very similar bit rate after applying the Huffman coding. We then use the best setting in each bit rate group for the rest of the experiments.

Binarization. We compare various methods discussed earlier for training the binary residual autoencoder. We fix $L = 3$ and $C = 32$ and train our model with different

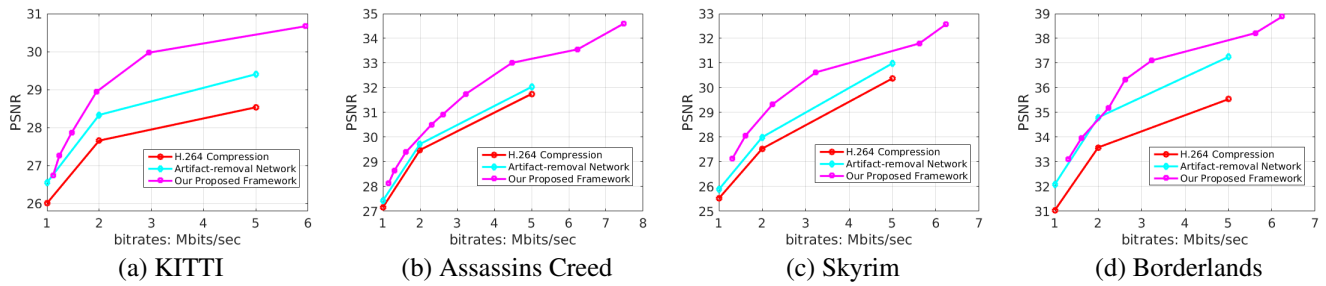


Figure 3: PSNR comparisons on four datasets at different bandwidths. We compare our pipeline with H.264 and an artifact-removal method based on (Kim, Lee, and Lee 2016; Zhang et al. 2017).

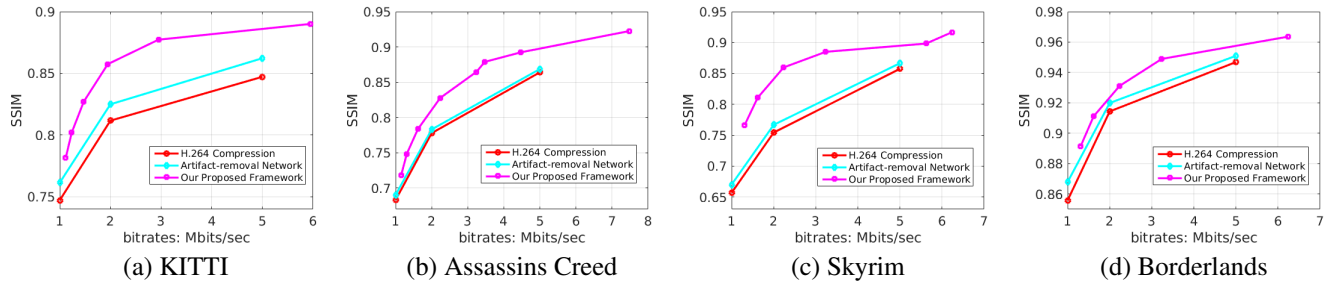


Figure 4: SSIM comparisons on four datasets at different bandwidths. We compare our pipeline with H.264 and an artifact-removal method based on (Kim, Lee, and Lee 2016; Zhang et al. 2017).

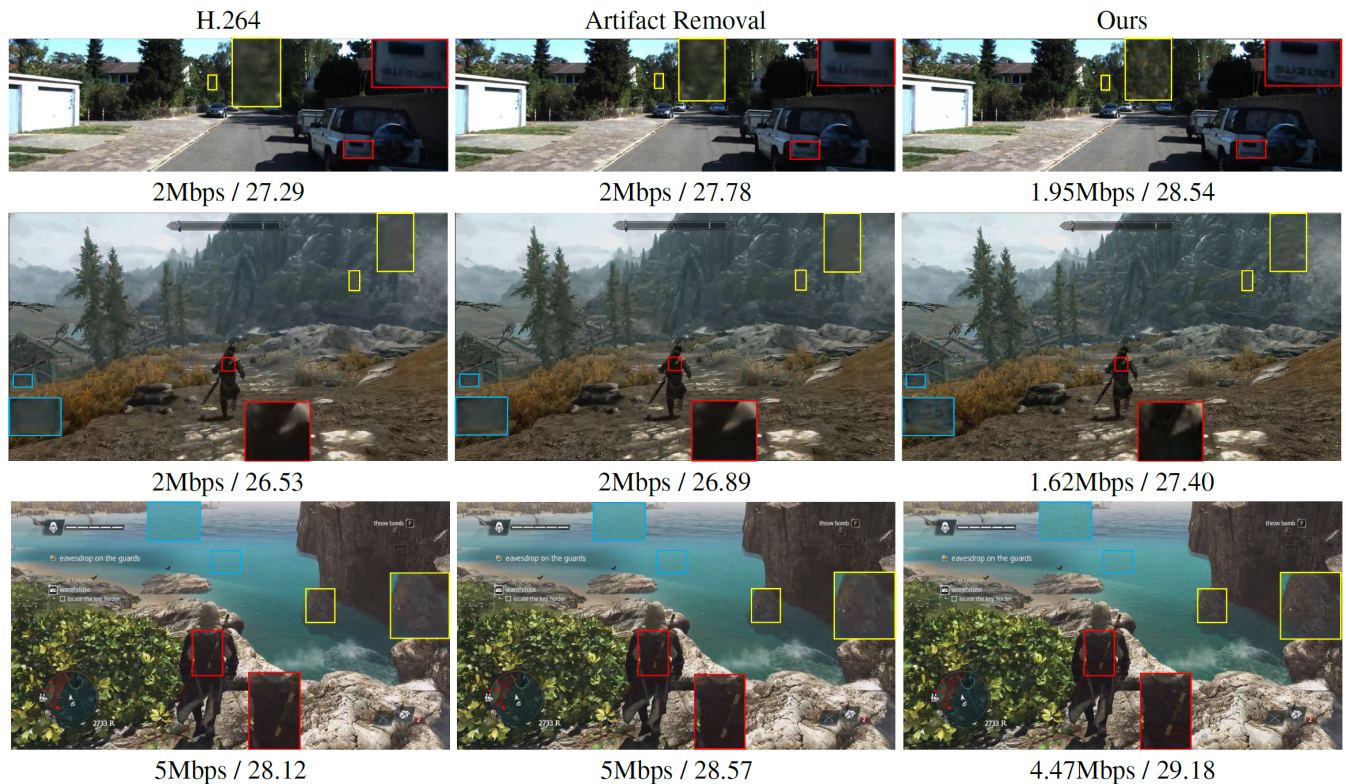


Figure 5: Example results on the KITTI and video game datasets. We compare our pipeline with H.264 and an artifact-removal method. The corresponding bit rate and PSNR are shown next to the images. Best viewed with enlarged images.

Table 4: Comparisons of different binarization methods on the KITTI dataset using PSNR.

H.264 @ Mbps	1M	2M	5M
Hardtanh	28.95	29.97	30.67
Tanh	28.95	29.97	30.67
Sigmoid	28.89	29.88	30.61
Stochastic	28.26	29.21	29.78
Gumbel-Sigmoid	26.66	27.82	28.66

H.264 compression rates. The results are reported in Table 4 and 5. We find that the models trained using *hardtanh* and *tanh* activations consistently outperform the others. The model trained with the stochastic regularization does not perform well possibly due to the training difficulty. It is known that the stochastic noise increases the gradient variance. In addition, we empirically find that the model using Gumbel-Sigmoid performs much worse for the residual signal compression task. (We note that (Jang, Gu, and Poole 2017) uses the Gumbel noise for reconstructing discrete/categorical signals but not continuous signals of images in our task.). Hence, we use *hardtanh* activations in the rest of the experiments for its superior performance.

Video Compression Performance

We compare our video compression pipeline to the H.264 standard and an artifact removal network, which is a popular approach to reduce distortions. Following recent deep learning works in image enhancement and denoising (Kim, Lee, and Lee 2016; Zhang et al. 2017), we utilize a neural network with 8 convolutional layers (no strides) to remove the artifacts. The network takes the compressed H.264 images as inputs in a frame-by-frame fashion and outputs enhanced images. We then train an artifact removal network for each video domain for fair comparisons.

We note that the proposed pipeline requires bandwidth for both H.264 and the binary map. We account both in the bit rate calculation for fair comparisons with the baseline methods. In other words, the bit rate of the proposed pipeline is the sum of the bit rate from the H.264 stream and the Huffman code of the binary map. Again, we do not take transmitting the network parameters into account since it can be sent before the streaming starts. In the streaming services, the main goal is to have high quality videos with low latency.

We report PSNR and SSIM scores on the KITTI benchmark and 3 video games in Figures 3 and 4. We find our pipeline consistently outperforms the baseline methods at all bit rates. Our pipeline achieves a PSNR of 33.26dB at 5Mbps averaged on four datasets, which is 1.71dB better than H.264 and 0.84dB better than the artifact-removal network. Similarly, our pipeline performs better in SSIM, e.g., 5.3% and 4.1% improvements over H.264 and the artifact-removal network at 2Mbps, respectively. In Figure 5, we present some qualitative results, showing our method preserves more details and textured contents (e.g., tree, rock and water) in reconstructed images using a smaller bandwidth².

²The website link [http://research.nvidia.com/publication/2018-](http://research.nvidia.com/publication/2018-02_LearningBinaryResidual)

Table 5: Comparisons of different binarization methods on the KITTI dataset using SSIM.

H.264 @ Mbps	1M	2M	5M
Hardtanh	0.8575	0.8773	0.8901
Tanh	0.8577	0.8770	0.8882
Sigmoid	0.8538	0.8722	0.8861
Stochastic	0.8297	0.8470	0.8617
Gumbel-Sigmoid	0.7683	0.8128	0.8464

To validate the importance of modeling the residual, we also carry out experiments by directly compressing the raw video using the same autoencoder architecture. However, it results in a worse performance compared to H.264 (0.52dB drop in PSNR) since this method does not leverage any motion information for video compression. Overall, our results show that by propagating the extracted binary residual representations from the server to the client, the quality of reconstructed videos can be largely improved. It outperforms the artifact removal network, which aims for solving a challenging inverse problem and does not leverage any prior knowledge about the compression process. In addition, the runtime of our binary residual autoencoder (decoding on the client side) is two times faster than the artifact removal network.

Conclusions

In this paper, we propose a video streaming system that integrates H.264 and a binary residual autoencoder to encode non-linear compression errors for domain-specific video streaming. We analyze various network design choices and methods for obtaining binary representations of the residual information. The binary representations are further compressed and transmitted from the server to the client. On the KITTI benchmark dataset and three popular video game datasets, the proposed algorithm generates better reconstructed videos than H.264 and artifact-removal methods while using a smaller bandwidth.

Acknowledgment The authors would like to thank Sam H. Azar and Zheng Yuan for their helpful discussions.

References

Ballé, J.; Laparra, V.; and Simoncelli, E. P. 2017. End-to-end optimized image compression. In *ICLR*.

Chang, H.; Ng, M. K.; and Zeng, T. 2014. Reducing artifacts in jpeg decompression via a learned dictionary. *IEEE Transactions on Signal Processing* 62(3):718–728.

Chen, T.; Wu, H. R.; and Qiu, B. 2001. Adaptive postfiltering of transform coefficients for the reduction of blocking artifacts. *IEEE Transactions on Circuits and Systems for Video Technology* 11(5):594602.

Cheng, L., and Vishwanathan, S. V. N. 2007. Learning to compress images and videos. In *ICML*.

Choi, I.; Kim, S.; Brown, M. S.; and Tai, Y.-W. 2015. A learning-based approach to reduce jpeg artifacts in image matting. In *ICCV*.

02.LearningBinaryResidual contains more visualization results.

- Courbariaux, M.; Hubara, I.; Soudry, D.; El-Yaniv, R.; and Bengio, Y. 2016. Binarynet: Training deep neural networks with weights and activations constrained to +1 or -1. *CoRR* abs/1602.02830.
- Cover, T. M., and Thomas, J. A. 2006. *Elements of Information Theory*. Wiley-Interscience.
- Dong, C.; Deng, Y.; Loy, C. C.; and Tang, X. 2015. Compression artifacts reduction by a deep convolutional network. In *ICCV*.
- Geiger, A.; Lenz, P.; and Urtasun, R. 2012. Are we ready for autonomous driving? the kitti vision benchmark suite. In *CVPR*.
- Guo, J., and Chao, H. 2016. Building dual-domain representations for compression artifacts reduction. In *ECCV*.
- Guo, J., and Chao, H. 2017. One-to-many network for visually pleasing compression artifacts reduction. In *CVPR*.
- Hinton, G., and Salakhutdinov, R. 2006. Reducing the dimensionality of data with neural networks. *Science* 313(5786):504–507.
- Ioffe, S., and Szegedy, C. 2015. Batch normalization: Accelerating deep network training by reducing internal covariate shift. In *ICML*.
- Jang, E.; Gu, S.; and Poole, B. 2017. Categorical reparameterization with gumbel-softmax. In *ICLR*.
- Jiang, J. 1999. Image compression with neural networks a survey. In *Signal Processing: Image Communication*, 737–760.
- Kim, J.; Lee, J. K.; and Lee, K. M. 2016. Accurate image super-resolution using very deep convolutional networks. In *CVPR*.
- Kingma, D. P., and Ba, J. 2015. Adam: A method for stochastic optimization. In *ICLR*.
- Li, W. 2001. Overview of fine granularity scalability in mpeg-4 video standard. *IEEE Transactions on Circuits and Systems for Video Technology* 11(3):301–317.
- Liu, X.; Wu, X.; Zhou, J.; and Zhao, D. 2015. Data-driven sparsity-based restoration of jpeg-compressed images in dual transform-pixel domain. In *CVPR*.
- Maddison, C. J.; Mnih, A.; and Teh, Y. W. 2017. The concrete distribution: A continuous relaxation of discrete random variables. In *ICLR*.
- Mao, H.; Netravali, R.; and Alizadeh, M. 2017. Neural adaptive video streaming with pensieve. In *Proceedings of the ACM SIGCOMM*.
- Mao, X.-J.; Shen, C.; and Yang, Y.-B. 2016. Image restoration using very deep convolutional encoder-decoder networks with symmetric skip connections. In *NIPS*.
- Marpe, D.; Schwarz, H.; and Wiegand, T. 2003. Context-based adaptive binary arithmetic coding in the h.264/avc video compression standard. *IEEE Transactions on Circuits and Systems for Video Technology* 13(7):620–636.
- Pathak, D.; Krähenbühl, P.; Donahue, J.; Darrell, T.; and Efros, A. A. 2016. Context encoders : Feature learning by inpainting. In *CVPR*.
- Raiko, T.; Berglund, M.; Alain, G.; and Dinh, L. 2015. Techniques for learning binary stochastic feedforward neural networks. In *ICLR*.
- Rastegari, M.; Ordonez, V.; Redmon, J.; and Farhadi, A. 2016. Xnor-net: Imagenet classification using binary convolutional neural networks. In *ECCV*.
- Reeve, H., and Lim, J. 1983. Reduction of blocking effect in image coding. In *ICASSP*, volume 8, 1212–1215.
- Rippel, O., and Bourdev, L. 2017. Real-time adaptive image compression. In *ICML*.
- Shi, W.; Caballero, J.; Huszár, F.; Totz, J.; Aitken, A. P.; Bishop, R.; Rueckert, D.; and Wang, Z. 2016. Real-time single image and video super-resolution using an efficient sub-pixel convolutional neural network. In *CVPR*.
- Skretting, K., and Engan, K. 2011. Image compression using learned dictionaries by rls-dla and compared with k-svd. In *ICASSP*.
- Sullivan, G. J.; Ohm, J.; Han, W.-J.; and Wiegand, T. 2012. Overview of the high efficiency video coding (hevc) standard. *IEEE Transactions on Circuits and Systems for Video Technology* 22(12):1649–1668.
- Tang, W.; Hua, G.; and Wang, L. 2017. How to train a compact binary neural network with high accuracy? In *AAAI*.
- Theis, L.; Shi, W.; Cunningham, A.; and Huszár, F. 2017. Lossy image compression with compressive autoencoders. In *ICLR*.
- Toderici, G.; O'Malley, S. M.; Hwang, S. J.; Vincent, D.; Minnen, D.; Baluja, S.; Covell, M.; and Sukthankar, R. 2016. Variable rate image compression with recurrent neural networks. In *ICLR*.
- Toderici, G.; Vincent, D.; Johnston, N.; Hwang, S. J.; Minnen, D.; Shor, J.; and Covell, M. 2017. Full resolution image compression with recurrent neural networks. In *CVPR*.
- Tsai, Y.-H.; Shen, X.; Lin, Z.; Sunkavalli, K.; Lu, X.; and Yang, M.-H. 2017. Deep image harmonization. In *CVPR*.
- Vincent, P.; Larochelle, H.; Bengio, Y.; and Manzagol, P.-A. 2008. Extracting and composing robust features with denoising autoencoders. In *ICML*.
- Wallace, G. K. 1991. The jpeg still picture compression standard. *Communications of the ACM* 30–44.
- Wang, Z.; Bovik, A. C.; Sheikh, H. R.; and Simoncelli, E. P. 2004. Image quality assessment: from error visibility to structural similarity. *IEEE Transactions on Image Processing* 13(4):600–612.
- Wang, Z.; Liu, D.; Chang, S.; Ling, Q.; Yang, Y.; and Huang, T. S. 2016. D3: Deep dual-domain based fast restoration of jpeg-compressed images. In *CVPR*.
- Wiegand, T.; Sullivan, G. J.; Bjontegaard, G.; and Luthra, A. 2003. Overview of the h.264/avc video coding standard. *IEEE Transactions on Circuits and Systems for Video Technology* 13(7):560–576.
- Zhang, K.; Zuo, W.; Chen, Y.; Meng, D.; and Zhang, L. 2017. Beyond a gaussian denoiser: Residual learning of deep cnn for image denoising. *IEEE Transactions on Image Processing* 26(7):3142–3155.