

Precluding Oscillations in Michaelis-Menten Approximations of Dual-site Phosphorylation Systems

Hwai-Ray Tung

Brown University

Abstract

Oscillations play a major role in a number of biological systems, from predator-prey models of ecology to circadian clocks. In this paper we focus on the question of whether oscillations exist within dual-site phosphorylation systems. Previously, Wang and Sontag showed, using monotone systems theory, that the Michaelis-Menten (MM) approximation of the distributive and sequential dual-site phosphorylation system lacks oscillations. However, biological systems are generally not purely distributive; there is generally some processive behavior as well. Accordingly, this paper focuses on the MM approximation of a general sequential dual-site phosphorylation system that contains both processive and distributive components, termed the composite system. Expanding on the methods of Bozeman and Morales, we preclude oscillations in the MM approximation of the composite system. This implies the lack of oscillations in the MM approximations of the processive and distributive systems, shown previously, as well as in the MM approximation of the partially processive and partially distributive mixed-mechanism system.

Keywords: Michaelis-Menten, Oscillations, Phosphorylation, Dulac's Criterion

1. Introduction

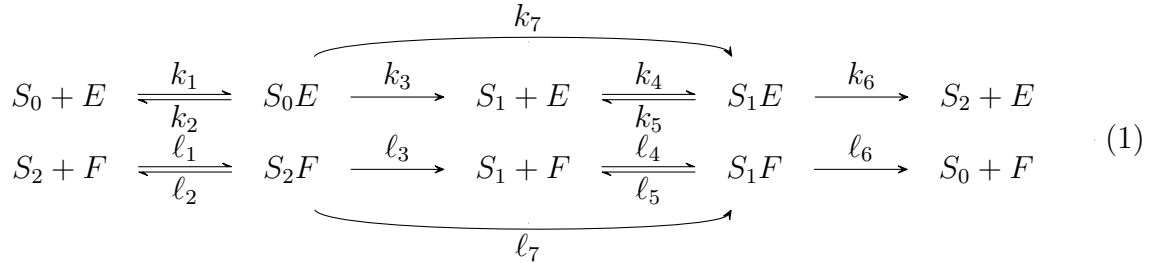
Oscillations appear in a number of biological systems, including predator-prey models, the lighting up of fireflies [1], auditory hair bundles, and cytoskeletal structures. Within the context of biochemistry, much of the study of oscillations centers around genetic oscillations, which have been shown to play a role in circadian clocks, the segmentation of vertebrates, and the activity of the tumor suppressor gene p53 [2]. Oscillations also appear in dual-site phosphorylation networks, the networks of interest in this paper.

Phosphorylation networks can modify, activate, or deactivate proteins and have been observed in membrane receptors, protein kinases, transcription factors, cell cycle regulators, and circadian clock proteins, to name a few. Dual-site phosphorylation networks modify proteins by allowing at most one phosphate group to bind onto each of the two possible sites on the protein. In allowing multiple phosphate groups to attach, a protein can exhibit multiple types of behavior [3].

The importance of oscillations in phosphorylation networks can be seen from the **mitogen-activated protein kinase (MAPK) cascades**. These cell signalling networks govern, among others, gene expression, cell proliferation, cell survival and death, and cell motility

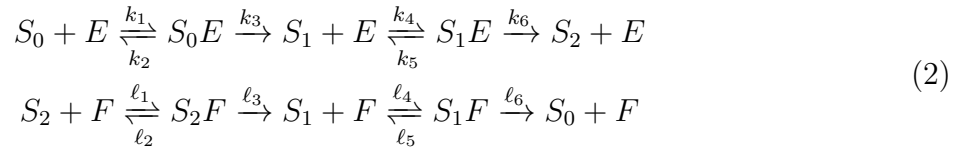
[4] and often include dual-site phosphorylation networks [5]. The sustained oscillations observed in MAPK cascades may be what enables a cell to time its stages of development [6, 7].

In order to simultaneously examine a wide variety of dual-site phosphorylation networks, we focus on the **processive-distributive composite** network, or **composite** network:



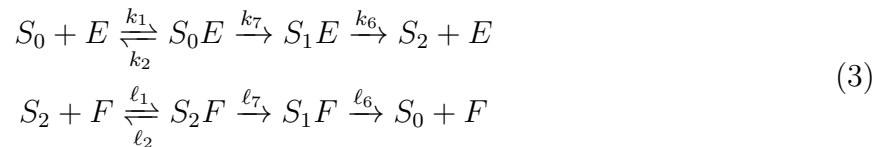
This network was first explored by Suwanmajo and Krishnan under the name “mixed composite phosphorylation model” and was shown to exhibit (under certain conditions) oscillations [8]. It also encompasses three common dual-site phosphorylation networks we will later encounter.

The most studied network encompassed by the composite network is the network with a sequential and **distributive** mechanism, displayed in (2).



Note that (2) can be derived from (1) by setting $k_7 = \ell_7 = 0$. The mechanism is called sequential since the phosphate groups attach to the binding sites in a certain sequence; the phosphate group will always bind to site 1 before site 2. The mechanism is called distributive since S_1E has the choice of distributing to $S_2 + E$ or back to $S_1 + E$, and similarly for S_1F . It is unknown whether network (2) exhibits oscillations, although Wang and Sontag showed through monotone systems theory that its Michaelis-Menten (MM) approximation does not exhibit oscillations [9]. The same result was shown by Bozeman and Morales using the simpler Dulac’s criterion [10].

Another mechanism is the **processive** mechanism. A dual-site phosphorylation network with sequential and processive mechanism can be seen in (3).



We can obtain (3) from (1) by setting rate constants $k_3 = k_4 = k_5 = \ell_3 = \ell_4 = \ell_5 = 0$. The mechanism is called processive since S_1E , unlike in a distributive mechanism, can only proceed to $S_2 + E$, and similarly for S_1F . Processive systems converge to a unique equilibrium and thus do not exhibit oscillations [11, 12, 13].

In reality, dual-site phosphorylation networks are generally neither purely distributive nor purely processive. Thus, this paper will focus on the existence of oscillations in the MM approximation of the composite system (1), which we saw specializes to the distributive and processive systems (2) and (3) respectively. Section 2 details the process of obtaining the MM approximation. Section 3 precludes oscillations for the composite system (1), which implies two previously shown results, the lack of oscillations in the MM approximations of the distributive system and the processive system. In addition, this precludes oscillations in the MM approximation of the **mixed-mechanism system**, a partially processive and partially distributive network seen later in (21). Interestingly, the original mixed-mechanism network is able to oscillate [8].

2. Michaelis-Menten System and Reduction

This work focuses on the composite network (1), and this section will closely match the methodology of Bozeman and Morales [10]. For convenience, we will refer to the compounds S_0E , S_1E , S_2F , and S_1F as C_1 , C_2 , C_3 , and C_4 , respectively. We also use square brackets to denote the concentration of the corresponding substance. Then, using mass action kinetics we arrive at the following system of differential equations:

$$\frac{d[S_0]}{dt} = \ell_6[C_4] - k_1[S_0][E] + k_2[C_1], \quad (4a)$$

$$\frac{d[S_2]}{dt} = k_6[C_2] - \ell_1[S_2][F] + \ell_2[C_3], \quad (4b)$$

$$\frac{d[S_1]}{dt} = k_3[C_1] - k_4[S_1][E] + k_5[C_2] + \ell_3[C_3] + \ell_5[C_4] - \ell_4[S_1][F], \quad (4c)$$

$$\frac{d[E]}{dt} = (k_2 + k_3)[C_1] + (k_5 + k_6)[C_2] - k_1[S_0][E] - k_4[S_1][E], \quad (4d)$$

$$\frac{d[F]}{dt} = (\ell_2 + \ell_3)[C_3] + (\ell_5 + \ell_6)[C_4] - \ell_1[S_2][F] - \ell_4[S_1][F], \quad (4e)$$

$$\frac{d[C_1]}{dt} = k_1[S_0][E] - (k_2 + k_3)[C_1] - k_7[C_1], \quad (4f)$$

$$\frac{d[C_2]}{dt} = k_4[S_1][E] - (k_5 + k_6)[C_2] + k_7[C_1], \quad (4g)$$

$$\frac{d[C_3]}{dt} = \ell_1[S_2][F] - (\ell_2 + \ell_3)[C_3] - \ell_7[C_3], \quad (4h)$$

$$\frac{d[C_4]}{dt} = \ell_4[S_1][F] - (\ell_5 + \ell_6)[C_4] + \ell_7[C_3]. \quad (4i)$$

Further examining the composite network (1) or the differential equations (4), we find that the total amounts of substrate, enzyme E , and enzyme F , respectively, are conserved, a consequence of the conservation of matter. This gives the conservation laws

$$S_T = [S_0] + [S_1] + [S_2] + [C_1] + [C_2] + [C_3] + [C_4], \quad (5a)$$

$$E_T = [E] + [C_1] + [C_2], \quad (5b)$$

$$F_T = [F] + [C_3] + [C_4]. \quad (5c)$$

Note that we may deduce equation (4c) by taking the derivative of equation (5a) with respect to time and substituting in equations (4a), (4b), (4f), (4g), (4h), and (4i). Similarly, we may deduce (4d) from equations (5b), (4f), and (4g), and we may deduce (4e) from equations (5c), (4h), and (4i). As such, we replace (4c), (4d), and (4e) with the conservation equations (5), reducing the number of differential equations to six. Now, we use Michaelis-Menten theory to reduce our system. We scale all variables other than S_0, S_1, S_2, S_T by ε to get

$$E_T = \varepsilon \widetilde{E}_T, \quad F_T = \varepsilon \widetilde{F}_T, \quad [C_i] = \varepsilon [\widetilde{C}_i], \quad [E] = \varepsilon [\widetilde{E}], \quad [F] = \varepsilon [\widetilde{F}], \quad \tau = \varepsilon t. \quad (6)$$

The idea behind the scaling is the assumption that the concentration of intermediates is low relative to the substrates. Substituting in the scalings from (6), we obtain

$$\begin{aligned} \frac{d[S_0]}{d\tau} &= \ell_6[\widetilde{C}_4] - k_1[S_0][\widetilde{E}] + k_2[\widetilde{C}_1], \\ \frac{d[S_2]}{d\tau} &= k_6[\widetilde{C}_2] - \ell_1[S_2][\widetilde{F}] + \ell_2[\widetilde{C}_3], \\ \varepsilon \frac{d[\widetilde{C}_1]}{d\tau} &= k_1[S_0][\widetilde{E}] - (k_2 + k_3)[\widetilde{C}_1] - k_7[\widetilde{C}_1], \\ \varepsilon \frac{d[\widetilde{C}_2]}{d\tau} &= k_4[S_1][\widetilde{E}] - (k_5 + k_6)[\widetilde{C}_2] + k_7[\widetilde{C}_1], \\ \varepsilon \frac{d[\widetilde{C}_3]}{d\tau} &= \ell_1[S_2][\widetilde{F}] - (\ell_2 + \ell_3)[\widetilde{C}_3] - \ell_7[\widetilde{C}_3], \\ \varepsilon \frac{d[\widetilde{C}_4]}{d\tau} &= \ell_4[S_1][\widetilde{F}] - (\ell_5 + \ell_6)[\widetilde{C}_4] + \ell_7[\widetilde{C}_3], \end{aligned} \quad (7)$$

with new conservation equations

$$\begin{aligned} S_T &= [S_0] + [S_1] + [S_2] + \varepsilon[\widetilde{C}_1] + \varepsilon[\widetilde{C}_2] + \varepsilon[\widetilde{C}_3] + \varepsilon[\widetilde{C}_4], \\ \widetilde{E}_T &= [\widetilde{E}] + [\widetilde{C}_1] + [\widetilde{C}_2], \\ \widetilde{F}_T &= [\widetilde{F}] + [\widetilde{C}_3] + [\widetilde{C}_4]. \end{aligned} \quad (8)$$

Now, we approximate the system by setting $\varepsilon = 0$ in (7) and (8). This yields the new differential equations for the substrates

$$\begin{aligned} \frac{d[S_0]}{d\tau} &= \ell_6[\widetilde{C}_4] - k_1[S_0][\widetilde{E}] + k_2[\widetilde{C}_1], \\ \frac{d[S_2]}{d\tau} &= k_6[\widetilde{C}_2] - \ell_1[S_2][\widetilde{F}] + \ell_2[\widetilde{C}_3], \end{aligned} \quad (9)$$

the new equations for the intermediates

$$\begin{aligned} 0 &= k_1[S_0][\widetilde{E}] - (k_2 + k_3)[\widetilde{C}_1] - k_7[\widetilde{C}_1], \\ 0 &= k_4[S_1][\widetilde{E}] - (k_5 + k_6)[\widetilde{C}_2] + k_7[\widetilde{C}_1], \\ 0 &= \ell_1[S_2][\widetilde{F}] - (\ell_2 + \ell_3)[\widetilde{C}_3] - \ell_7[\widetilde{C}_3], \\ 0 &= \ell_4[S_1][\widetilde{F}] - (\ell_5 + \ell_6)[\widetilde{C}_4] + \ell_7[\widetilde{C}_3], \end{aligned} \quad (10)$$

and the new conservation equations

$$\begin{aligned}
\widetilde{S}_T &= [S_0] + [S_1] + [S_2], \\
\widetilde{E}_T &= [\widetilde{E}] + [\widetilde{C}_1] + [\widetilde{C}_2], \\
\widetilde{F}_T &= [\widetilde{F}] + [\widetilde{C}_3] + [\widetilde{C}_4].
\end{aligned} \tag{11}$$

From (10) we obtain the equations

$$\begin{aligned}
[\widetilde{C}_1] &= \frac{k_1}{k_2 + k_3 + k_7} [S_0] [\widetilde{E}], & [\widetilde{C}_3] &= \frac{\ell_1}{\ell_2 + \ell_3 + \ell_7} [S_2] [\widetilde{F}], \\
[\widetilde{C}_2] &= \frac{k_4 [S_1] [\widetilde{E}] + k_7 [\widetilde{C}_1]}{k_5 + k_6} & [\widetilde{C}_4] &= \frac{\ell_4 [S_1] [\widetilde{F}] + \ell_7 [\widetilde{C}_3]}{\ell_5 + \ell_6} \\
&= \frac{k_4 [S_1] [\widetilde{E}]}{k_5 + k_6} + \frac{k_1 k_7 [S_0] [\widetilde{E}]}{(k_5 + k_6)(k_2 + k_3 + k_7)}, & &= \frac{\ell_4 [S_1] [\widetilde{F}]}{\ell_5 + \ell_6} + \frac{\ell_1 \ell_7 [S_2] [\widetilde{F}]}{(\ell_5 + \ell_6)(\ell_2 + \ell_3 + \ell_7)}.
\end{aligned} \tag{12}$$

Substituting the expressions for $[\widetilde{C}_i]$ in (12) into (11) gives

$$\begin{aligned}
\widetilde{E}_T &= [\widetilde{E}] \left[1 + \frac{k_1}{k_2 + k_3 + k_7} [S_0] + \frac{k_4 [S_1]}{k_5 + k_6} + \frac{k_1 k_7 [S_0]}{(k_5 + k_6)(k_2 + k_3 + k_7)} \right], \\
\widetilde{F}_T &= [\widetilde{F}] \left[1 + \frac{\ell_1}{\ell_2 + \ell_3 + \ell_7} [S_2] + \frac{\ell_4 [S_1]}{\ell_5 + \ell_6} + \frac{\ell_1 \ell_7 [S_2]}{(\ell_5 + \ell_6)(\ell_2 + \ell_3 + \ell_7)} \right].
\end{aligned} \tag{13}$$

Substituting (12) and (13) into (9) and reparametrizing as in (15) yields the system

$$\begin{aligned}
\frac{d[S_0]}{d\tau} &= \frac{a_1 [S_1] [\widetilde{F}_T]}{1 + c_2 [S_1] + d_1 [S_2]} + \frac{a_2 [S_2] [\widetilde{F}_T]}{1 + c_2 [S_1] + d_1 [S_2]} - \frac{a_3 [S_0] [\widetilde{E}_T]}{1 + b_1 [S_0] + c_1 [S_1]}, \\
\frac{d[S_2]}{d\tau} &= \frac{a_4 [S_1] [\widetilde{E}_T]}{1 + b_1 [S_0] + c_1 [S_1]} + \frac{a_5 [S_0] [\widetilde{E}_T]}{1 + b_1 [S_0] + c_1 [S_1]} - \frac{a_6 [S_2] [\widetilde{F}_T]}{1 + c_2 [S_1] + d_1 [S_2]},
\end{aligned} \tag{14}$$

where

$$\begin{aligned}
b_1 &= \frac{k_1 (k_5 + k_6 + k_7)}{(k_2 + k_3 + k_7)(k_5 + k_6)}, & d_1 &= \frac{\ell_1 (\ell_5 + \ell_6 + \ell_7)}{(\ell_2 + \ell_3 + \ell_7)(\ell_5 + \ell_6)}, \\
c_1 &= \frac{k_4}{k_5 + k_6}, & c_2 &= \frac{\ell_4}{\ell_5 + \ell_6}, \\
a_1 &= \frac{\ell_4 \ell_6}{\ell_5 + \ell_6}, & a_4 &= \frac{k_4 k_6}{k_5 + k_6}, \\
a_2 &= \frac{\ell_1 \ell_6 \ell_7}{(\ell_2 + \ell_3 + \ell_7)(\ell_5 + \ell_6)}, & a_5 &= \frac{k_1 k_6 k_7}{(k_2 + k_3 + k_7)(k_5 + k_6)}, \\
a_3 &= \frac{k_1 (k_3 + k_7)}{(k_2 + k_3 + k_7)}, & a_6 &= \frac{\ell_1 (\ell_3 + \ell_7)}{(\ell_2 + \ell_3 + \ell_7)},
\end{aligned} \tag{15}$$

with conservation equation

$$\widetilde{S}_T = [S_0] + [S_1] + [S_2]. \quad (16)$$

From (16), we obtain $[S_1] = \widetilde{S}_T - [S_0] - [S_2]$. Substituting this into (14) yields a system of only two variables, as seen below. This system is our **MM approximation**.

$$\begin{aligned} \frac{d[S_0]}{d\tau} &= \frac{(a_1(\widetilde{S}_T - [S_0] - [S_2]) + a_2[S_2])[F_T]}{1 + c_2(\widetilde{S}_T - [S_0] - [S_2]) + d_1[S_2]} - \frac{a_3[S_0][E_T]}{1 + b_1[S_0] + c_1(\widetilde{S}_T - [S_0] - [S_2])}, \\ \frac{d[S_2]}{d\tau} &= \frac{(a_4(\widetilde{S}_T - [S_0] - [S_2]) + a_5[S_0])[E_T]}{1 + b_1[S_0] + c_1(\widetilde{S}_T - [S_0] - [S_2])} - \frac{a_6[S_2][F_T]}{1 + c_2(\widetilde{S}_T - [S_0] - [S_2]) + d_1[S_2]}. \end{aligned} \quad (17)$$

3. Precluding Oscillations in the MM Approximation

To analyze (17), we use Dulac's Criterion, which is also called the Bendixson-Dulac theorem and Bendixson's criterion.

Lemma 1. (*Dulac's Criterion*) *Let $\frac{dx}{dt} = f(x, y)$ and $\frac{dy}{dt} = g(x, y)$ be a system of ODEs defined on a simply connected region D of \mathbb{R}^2 . If $\frac{\partial f}{\partial x} + \frac{\partial g}{\partial y}$ is always positive or always negative on the region D , the system does not exhibit oscillations contained in region D .*

We are now ready to prove the main result of this paper, Theorem 2.

Theorem 2. *Let $a_1 + a_3 + a_4 + a_6 > 0$. Then the MM approximation of the composite system (17) cannot oscillate.*

Proof. Following the notation in Dulac's Criterion, let $f([S_0], [S_2]) := \frac{d[S_0]}{d\tau}$, $g([S_0], [S_2]) := \frac{d[S_2]}{d\tau}$, and $H := \frac{\partial f}{\partial [S_0]} + \frac{\partial g}{\partial [S_2]}$ on the region $D := \{([S_0], [S_2]) \in \mathbb{R}^2 \mid [S_0] \geq 0, [S_2] \geq 0, [S_0] + [S_2] \leq \widetilde{S}_T\}$. Then

$$\begin{aligned} \frac{\partial f}{\partial [S_0]} &= -E_T \frac{a_3 c_1 (\widetilde{S}_T - [S_2]) + a_3}{(b_1 [S_0] + c_1 (\widetilde{S}_T - [S_0] - [S_2]) + 1)^2} \\ &\quad - F_T \frac{(a_1 d_1 - a_2 c_2) [S_2] + a_1}{(d_1 [S_2] + c_2 (\widetilde{S}_T - [S_0] - [S_2]) + 1)^2}, \\ \frac{\partial g}{\partial [S_2]} &= -E_T \frac{(a_4 b_1 - a_5 c_1) [S_0] + a_4}{(b_1 [S_0] + c_1 (\widetilde{S}_T - [S_0] - [S_2]) + 1)^2} \\ &\quad - F_T \frac{a_6 c_2 (\widetilde{S}_T - [S_0]) + a_6}{(d_1 [S_2] + c_2 (\widetilde{S}_T - [S_0] - [S_2]) + 1)^2}. \end{aligned} \quad (18)$$

From equations (15), it follows that

$$\begin{aligned} a_1 d_1 - a_2 c_2 &= \frac{\ell_1 \ell_4 \ell_6 (\ell_5 + \ell_6)}{(\ell_2 + \ell_3 + \ell_7) (\ell_5 + \ell_6)^2} \geq 0, \\ a_4 b_1 - a_5 c_1 &= \frac{k_1 k_4 k_6 (k_5 + k_6)}{(k_2 + k_3 + k_7) (k_5 + k_6)^2} \geq 0. \end{aligned} \quad (19)$$

From the definition of our domain D , we obtain the inequalities

$$\widetilde{S}_T - [S_0] \geq 0, \quad \widetilde{S}_T - [S_2] \geq 0. \quad (20)$$

From the hypothesis of our theorem, $a_1 + a_3 + a_4 + a_6 > 0$, which implies that a_1, a_3, a_4 , or a_6 is positive. Without loss of generality, let $a_1 > 0$. As reaction rate constants are non-negative, so are a_3, a_4 , and a_6 . Applying these assumptions with inequalities (19) and (20) to equations (18), we find that $\frac{\partial f}{\partial [S_0]} < 0$ and $\frac{\partial g}{\partial [S_2]} \leq 0$. Thus, $H = \frac{\partial f}{\partial [S_0]} + \frac{\partial g}{\partial [S_2]} < 0$ and by Dulac's Criterion, the MM approximation of the composite system (17) cannot oscillate. \square

The assumptions stated in Theorem 2 are biologically reasonable; if a_1 were undefined, then $\ell_6 = 0$, which would result in S_2 not being able to become S_0 in the composite network (1). Similarly, a_3, a_4 , and a_6 are defined in biologically interesting networks. If $a_1 + a_3 + a_4 + a_6 = 0$, then $a_3 = 0$ which implies $k_1 = 0$ or $k_3 + k_7 = 0$. Either implication would prevent S_0 from becoming S_2 . In short, a network that fails the assumptions in Theorem 2 cannot oscillate.

With Theorem 2 we obtain the following corollaries on a purely distributive network, a purely processive network, and another subnetwork known as the mixed-mechanism network, seen in (21). First, we recover the earlier result that the MM approximation of the distributive system does not exhibit oscillations [9, 10].

Corollary 3. *The MM approximation of the distributive system (2) does not admit oscillations.*

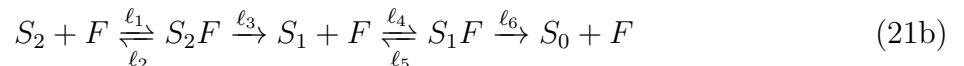
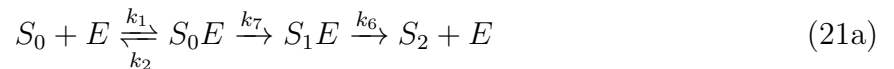
Proof. The distributive network (2) is a subnetwork of the composite network (1) where the mass action constants k_7 and ℓ_7 are set to 0 while the others are positive. From equations (15), we find that $a_1 + a_3 + a_4 + a_6 > 0$. Thus, by Theorem 2 the system cannot oscillate. \square

Next, we show that the MM approximation of the processive system does not exhibit oscillations. This is to be expected from work by Eithun, Conradi, and Shiu, who showed that processive multisite phosphorylation networks do not exhibit oscillations [11, 12]. As the original does not exhibit oscillations, it is reasonable to expect the MM approximation to not exhibit oscillations as well.

Corollary 4. *The MM approximation of the processive system (3) does not admit oscillations.*

Proof. The processive network (2) is a subnetwork of the composite network (1) where the mass action constants $k_3, k_4, k_5, \ell_3, \ell_4$, and ℓ_5 are set to 0 while the others are positive. From equations (15), we find that $a_1 + a_3 + a_4 + a_6 > 0$. Thus, by Theorem 2 the system cannot oscillate. \square

The next result concerns the following **mixed-mechanism** system.



This mixed-mechanism network can be obtained from our original network (1) by setting $k_3 = k_4 = k_5 = \ell_7 = 0$. It is called the mixed-mechanism network since the phosphorylation (21a) is processive while the dephosphorylation (21b) is distributive.

Corollary 5. *The MM approximation of the mixed-mechanism system (21) does not admit oscillations.*

Proof. In (21), the mass action constants k_3, k_4, k_5 , and ℓ_7 are set to 0 while the others are positive. From equations (15), we find that $a_1 + a_3 + a_4 + a_6 > 0$. Thus, by Theorem 2 the system cannot oscillate. \square

Corollary 5 is of particular interest because Suwanmajo and Krishnan showed that the mixed-mechanism network does exhibit oscillations [8], even though Corollary 5 states that its MM approximation does *not* admit oscillations. This serves as a good reminder that the MM approximation is an approximation, and information is lost in exchange for ease of algebra. Rao also obtains Corollary 5 in independent work and uses it with the Poincare-Bendixson theorem to show that the MM approximation of the mixed-mechanism system is asymptotically stable [14].

4. Discussion

The goal of this paper was to investigate oscillations in the composite network, a general sequential dual-site phosphorylation network with both processive and distributive elements. The composite system was of interest for two reasons. The first was that post-translational modification networks in biochemistry are generally neither purely distributive nor purely processive. The second was that any results for the composite network subsumes results for the many subnetworks.

In this work, we precluded oscillations in the MM approximation of the composite system. Using this result, we confirmed the lack of oscillations in the MM approximation of the distributive system and processive system and also showed that the MM approximation of the mixed-mechanism system exhibits no oscillations, contrary to the original mixed-mechanism system [8].

The natural next question is to increase the amount of phosphorylation sites and attempt to prove or disprove the existence of oscillations. Naturally, more phosphorylation sites results in more networks. Instead of having to work each network out, analyzing a composite network that contains all n -site networks may yield a result that subsumes results for all subnetworks. If attempting to preclude oscillations, tools other than Dulac’s Criterion, which is applicable only for 2–dimensional systems, will be needed. Promising tools include monotone systems theory and Lyapunov functions. Monotone systems theory was employed by Wang and Sontag to preclude oscillations in the MM approximation of the dual-site distributive system, and could be used on n -site networks as well [9]. Rao found success using Lyapunov functions to preclude oscillations in special cases of the MM approximation of the n -site mixed-mechanism system [14].

Proving or precluding the existence of oscillations in the MM approximation of n -site networks will affect efforts to do so in the original. Since features of the MM approximation can often be carried up to the original (see Hell and Rendall [15]), to rule out oscillations in

the MM approximation would also rule out a method to prove the existence of oscillations in the original. Should the existence of oscillations for the MM approximation be proven instead, we would likely be able to show the existence of oscillations in the original.

Acknowledgements

This project would not have been possible without the mentorship of Dr. Anne Shiu and the support of Jonathan Tyler. The author also thanks the two anonymous referees whose detailed feedback have improved this work. The author is particularly grateful to one of the reviewers who supplied a proof that strengthened Theorem 2. This research was conducted with funding from the NSF (DMS-1460766) at the REU program of Texas A&M University, Summer 2017.

References

- [1] S.H. Strogatz. *Nonlinear Dynamics and Chaos: With Applications to Physics, Biology, Chemistry, and Engineering*. Studies in Nonlinearity. Avalon Publishing, 2014. ISBN 9780813349107.
- [2] Karsten Kruse and Frank Jlicher. Oscillations in cell biology. *Current Opinion in Cell Biology*, 17(1):20 – 26, 2005. ISSN 0955-0674. doi: <http://dx.doi.org/10.1016/j.ceb.2004.12.007>.
- [3] C. Salazar and T. Höfer. Multisite protein phosphorylation - from molecular mechanisms to kinetic models. *FEBS Journal*, 276(12):pp. 3177–3198, 2009.
- [4] Lufen Chang and Michael Karin. Mammalian MAP kinase signalling cascades. *Nature*, 410(6824):37–40, 2001.
- [5] C Y Huang and J E Ferrell. Ultrasensitivity in the mitogen-activated protein kinase cascade. *Proceedings of the National Academy of Sciences*, 93(19):10078–10083, 1996. URL <http://www.pnas.org/content/93/19/10078.abstract>.
- [6] Zoe Hilioti, Walid Sabbagh, Saurabh Paliwal, Adriel Bergmann, Marcus D Goncalves, Lee Bardwell, and Andre Levchenko. Oscillatory phosphorylation of yeast Fus3 MAP kinase controls periodic gene expression and morphogenesis. *Curr. Biol.*, 18(21):1700–1706, 2008.
- [7] Huizhong Hu, Alexey Goltsov, James L Bown, Andrew H Sims, Simon P Langdon, David J Harrison, and Dana Faratian. Feedforward and feedback regulation of the MAPK and PI3K oscillatory circuit in breast cancer. *Cell. Signal.*, 25(1):26–32, 2013.
- [8] Thapanar Suwanmajo and J. Krishnan. Mixed mechanisms of multi-site phosphorylation. *Journal of The Royal Society Interface*, 12(107), 2015. ISSN 1742-5689. doi: 10.1098/rsif.2014.1405. URL <http://rsif.royalsocietypublishing.org/content/12/107/20141405>.

- [9] Liming Wang and Eduardo D. Sontag. Singularly perturbed monotone systems and an application to double phosphorylation cycles. *Journal of Nonlinear Science*, 18(5):527–550, Oct 2008. ISSN 1432-1467. doi: 10.1007/s00332-008-9021-2. URL <http://dx.doi.org/10.1007/s00332-008-9021-2>.
- [10] Luna Bozeman and Adriana Morales. No oscillations in the Michaelis-Menten approximation of the dual futile cycle under a sequential and distributive mechanism. *SIAM Undergraduate Research Online*, 10:21–28, 2017.
- [11] Carsten Conradi and Anne Shiu. A global convergence result for processive multisite phosphorylation systems. *Bulletin of Mathematical Biology*, 77(1):126–155, Jan 2015. ISSN 1522-9602. doi: 10.1007/s11538-014-0054-4. URL <http://dx.doi.org/10.1007/s11538-014-0054-4>.
- [12] Mitchell Eithun and Anne Shiu. An all-encompassing global convergence result for processive multisite phosphorylation systems. *Mathematical Biosciences*, 291:1 – 9, 2017. ISSN 0025-5564. doi: <http://dx.doi.org/10.1016/j.mbs.2017.05.006>.
- [13] Shodhan Rao. Global stability of a class of futile cycles. *Journal of Mathematical Biology*, 74(3):709–726, Feb 2017. ISSN 1432-1416. doi: 10.1007/s00285-016-1039-8. URL <https://doi.org/10.1007/s00285-016-1039-8>.
- [14] Shodhan Rao. Stability analysis of the Michaelis-Menten approximation of a mixed mechanism of a phosphorylation system. *Mathematical Biosciences*, 301:159 – 166, 2018. ISSN 0025-5564. doi: <https://doi.org/10.1016/j.mbs.2018.05.001>.
- [15] Juliette Hell and Alan D. Rendall. A proof of bistability for the dual futile cycle. *Nonlinear Analysis: Real World Applications*, 24:175 – 189, 2015. ISSN 1468-1218. doi: <http://dx.doi.org/10.1016/j.nonrwa.2015.02.004>.