

arXiv: [arXiv:0000.0000](https://arxiv.org/abs/1712.02469)

Asymptotic coverage probabilities of bootstrap percentile confidence intervals for constrained parameters

CHUNLIN WANG¹ PAUL MARRIOTT² and PENGFEI LI^{2,*}

¹*Department of Statistics, School of Economics and Wang Yanan Institute for Studies in Economics, Xiamen University, Xiamen, 361005, China.*

²*Department of Statistics and Actuarial Science, University of Waterloo, Waterloo, Ontario, N2L 3G1, Canada. E-mail: [*pengfei.li@uwaterloo.ca](mailto:pengfei.li@uwaterloo.ca)*

The asymptotic behaviour of the commonly used bootstrap percentile confidence interval is investigated when the parameters are subject to linear inequality constraints. We concentrate on the important one- and two-sample problems with data generated from general parametric distributions in the natural exponential family. The focus of this paper is on quantifying the coverage probabilities of the parametric bootstrap percentile confidence intervals, in particular their limiting behaviour near boundaries. We propose a local asymptotic framework to study this subtle coverage behaviour. Under this framework, we discover that when the true parameters are on, or close to, the restriction boundary, the asymptotic coverage probabilities can always exceed the nominal level in the one-sample case; however, they can be, remarkably, both under and over the nominal level in the two-sample case. Using illustrative examples, we show that the results provide theoretical justification and guidance on applying the bootstrap percentile method to constrained inference problems.

Keywords: boundary constraint, local asymptotics, natural exponential family, ordering constraint, parametric bootstrap, pivotal quantity.

1. Introduction

This paper considers situations where parameters of interest are restricted by linear inequality constraints and, in particular, the effect of these constraints on bootstrap percentile confidence intervals. The nature of these problems is motivated by real applications. For example, [Feldman and Cousins \(1998\)](#) studied a signal plus noise problem from high energy physics which can be modelled by a Poisson random variable with a *boundary constraint* on the mean parameter space. Also, [Li, Taylor and Nan \(2010\)](#) provided a multiple-sample example from a pancreatic cancer biomarker study which involves *ordering constraints* on the parameter space of binomial probabilities.

To illustrate the issues under consideration, consider Figure 1(a) which shows, for a Poisson example, the exact finite sample coverage for the rate parameter, λ , with the constraint $\lambda \geq 2$ for a nominally 90% bootstrap percentile confidence interval. We see

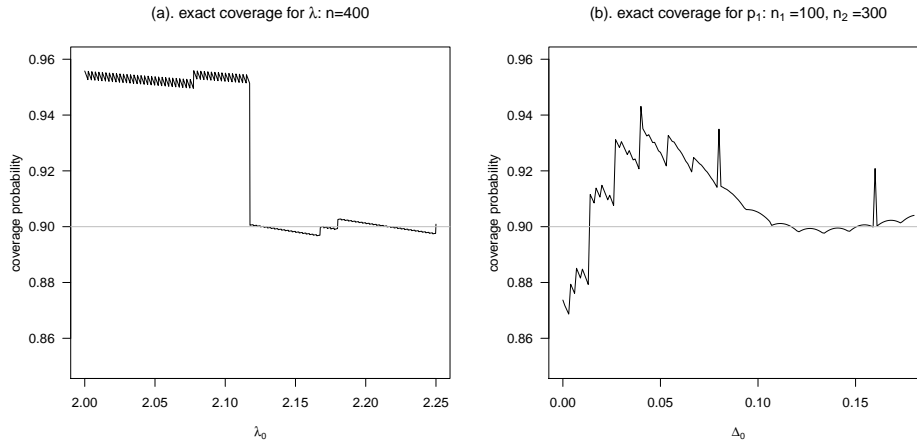


Figure 1. Panel (a) shows exact coverage probability of bootstrap percentile confidence interval, for the rate λ of Poisson distribution in one-sample problem with $\lambda \geq 2$, as a function of true λ_0 and sample size $n = 400$. Panel (b) shows exact coverage probability of bootstrap percentile confidence interval, for the proportion p_1 of the first Bernoulli distribution in two-sample problem with $p_1 \leq p_2$, as a function of true $\Delta_0 = p_2 - p_1$ and two sample sizes $n_1 = 100$ and $n_2 = 300$. For both plots, we consider equal-tail intervals with 90% nominal level.

the actual coverage makes a step change near the constraint. Figure 1(b) shows, for a two-sample Bernoulli example, with two proportions p_1 and p_2 , the exact finite sample coverage for parameter p_1 , with the constraint $p_1 \leq p_2$, for a nominally 90% bootstrap percentile confidence interval. We see the actual coverage has a subtle trend near the constraint boundary defined by $\Delta_0 := p_2 - p_1$. This paper examines these phenomenon by examining the asymptotic coverage. We also see discreteness effects on top of the coverage functions due to the finiteness of the samples used in calculation.

Research on developing statistical methods and theory with such constraints has a long history; see Barlow et al. (1972), Robertson, Wriath and Dykstra (1988), and Silvapulle and Sen (2004). The general consensus is that, if the constraint information can be properly incorporated into the analysis, we can expect to obtain more efficient and principled statistical inference results.

For regular parametric models, it is well-known that the likelihood ratio, score and Wald statistics are asymptotically pivotal under some classical regularity conditions. This property guarantees the consistency of the resultant confidence intervals based on their limiting distributions. With the inequality constraints, the true values of the parameters may lie on the boundary of the parameter space, which violates commonly used regularity conditions. As a consequence, these statistics are no longer asymptotically pivotal. In some situations, their limiting distributions do not even have a simple analytic form. We refer to Chernoff (1954), Self and Liang (1987), Andrews (2001) and Molenberghs and Verbeke (2007) for general results and discussion.

With the rapid advance in computing technology, using the bootstrap distributions for these statistics becomes a common alternative to construct confidence intervals. When the data distribution is known to follow a specific parametric model, it is natural to use the parametric bootstrap (Lee, 1994). Then a confidence interval for an unknown parameter can be constructed based on the percentiles of the bootstrap distribution of its maximum likelihood estimator. This type of confidence interval is usually referred to as the *bootstrap percentile confidence interval* (Efron and Tibshirani, 1993). It is widely used in practice because of its simplicity to implement (Hall, 1988). Throughout this paper, we always refer to the usual bootstrap in which the bootstrap sample size equals to the total sample size.

The theoretical properties of the bootstrap method when applied to regular parametric models have been well documented; see Hall (1992), Shao and Tu (1995) and Davison and Hinkley (1997), among others. A natural question is how does the bootstrap method perform in the nonregular situations with inequality constrained parameter space? Some pioneer work, including Andrews (1997, 2000), showed that the bootstrap distribution is inconsistent with the sampling distribution of the maximum likelihood estimator of the constrained parameter when it is on the boundary. Drton and Williams (2011) discussed the application of bootstrap method to hypothesis testing with the likelihood ratio, concluding that its asymptotic size can be below or above the nominal level. However, the behaviour of bootstrap confidence intervals for constrained parameters still seems unclear, especially when the true parameters are near the restriction boundary.

The primary goal of this paper concerns investigating the coverage probabilities of confidence intervals constructed by the bootstrap percentile method using asymptotic methods. We study the important one- and two-sample problems with data generated from general class of parametric distributions in the natural exponential family. We evaluate the reliability of the bootstrap percentile confidence interval by answering the following specific questions: (i) Can it achieve nominal coverage? (ii) If not, does it over- or under-cover the true value of the parameter? (iii) How can we more appropriately quantify the asymptotic coverage probability?

The paper is organized as follows. In Section 2, we investigate the one-sample problem with data generated from distributions in the natural exponential family and the mean parameter is subject to a boundary constraint. In Section 3, we investigate the two-sample problem with data that also come from distributions in the natural exponential family and the two mean parameters are subject to an ordering constraint. Under a local asymptotic framework, we quantify the asymptotic coverage probabilities of the bootstrap percentile confidence intervals for each of the one- and two-sample problems in Sections 2 and 3, respectively. For presentational convenience, proofs for Sections 2 and 3 are given in Sections 4 and 5, respectively.

2. One-sample natural exponential family

2.1. Problem setup

We first consider the one-sample problem with a linear inequality constraint on the mean parameter space. Suppose X_1, \dots, X_n is a random sample from a general parametric distribution in the natural exponential family with probability density function or probability mass function

$$f(x; \theta) = a(x) \exp \{ \psi x - b(\psi) \}, \quad (2.1)$$

where ψ is the natural parameter, and $\theta = E(X_1) = b'(\psi)$ represents the mean parameter. It is assumed that $b(\cdot)$ is twice continuously differentiable with $b''(\psi) > 0$. Let $\sigma^2 = b''(\psi)$ be the variance of X_1 under $f(x; \theta)$. The parameter space of θ is constrained in $\mathcal{C}_1 = \{ \theta \geq d \}$ for some fixed boundary d . We aim to quantify the coverage probability of the bootstrap percentile confidence interval for θ .

Based on n random observations from (2.1), the log-likelihood function of θ , up to a constant not dependent on θ , is $l_n(\theta) = \psi \sum_{i=1}^n X_i - nb(\psi)$. Then the maximum likelihood estimator of θ is defined as $\hat{\theta}_n = \arg \max_{\theta \in \mathcal{C}_1} l_n(\theta)$. The following lemma finds the closed form of $\hat{\theta}_n$.

Lemma 2.1. *Suppose X_1, \dots, X_n is a random sample from $f(x; \theta)$ defined in (2.1). The maximum likelihood estimator of θ subject to the constraint in \mathcal{C}_1 is $\hat{\theta}_n = \max(\bar{X}_n, d)$ where $\bar{X}_n = \sum_{i=1}^n X_i/n$.*

Next, we construct the bootstrap percentile confidence interval of θ based on $\hat{\theta}_n$. Let X_1^*, \dots, X_n^* denote a parametric bootstrap sample from the model $f(x; \hat{\theta}_n)$, for given $\hat{\theta}_n$, and let $\hat{\theta}_n^* = \max(\bar{X}_n^*, d)$ denote the maximum likelihood estimator of θ based on the bootstrap sample, where $\bar{X}_n^* = \sum_{i=1}^n X_i^*/n$. Further, let $G_n^*(x; \hat{\theta}_n) = \text{pr}(\hat{\theta}_n^* \leq x \mid \hat{\theta}_n)$ be the bootstrap distribution function of $\hat{\theta}_n$, and q_α^* be the α -quantile of $G_n^*(x; \hat{\theta}_n)$. Then $[q_{\alpha_1}^*, q_{1-\alpha_2}^*]$ is called a nominally $100(1 - \alpha)\%$ level bootstrap percentile confidence interval of θ , and its *coverage probability* is defined to be

$$\text{pr}(\theta_0 \in [q_{\alpha_1}^*, q_{1-\alpha_2}^*]),$$

where θ_0 is the true value of θ , $\alpha = \alpha_1 + \alpha_2$ with $\alpha_1, \alpha_2 \in (0, 0.5)$, and $\text{pr}(\cdot)$ indicates the probability under $f(x; \theta_0)$.

Under the general parametric model setup, the explicit form of the coverage probability of the bootstrap percentile confidence interval of θ is typically unavailable, or has to be derived case by case. Therefore, it is of interest to quantify the asymptotic coverage probability of the bootstrap percentile confidence interval for θ as $n \rightarrow \infty$.

2.2. An asymptotic framework

Our asymptotic framework is motivated by a simple, but generic, example discussed in [Andrews \(1997, 2000\)](#).

Example 2.1 (Normal with nonnegative mean). Suppose X_1, \dots, X_n is a random sample from a normal distribution with mean θ and unit variance. The parameter space of θ is constrained to be $\{\theta : \theta \geq 0\}$. Define $y^+ = \max(y, 0)$. From [Lemma 2.1](#), the maximum likelihood estimator of θ is $\hat{\theta}_n = \bar{X}_n^+$. Furthermore, $n^{1/2}(\hat{\theta}_n - \theta_0)$ has the same distribution as $\max(Z, -n^{1/2}\theta_0)$, where Z is a standard normal random variable with zero mean and unit variance. In this special case, we are able to calculate the *exact* coverage probability of a bootstrap percentile confidence interval for θ as follows:

$$\text{pr}(\theta_0 \in [q_{\alpha_1}^*, q_{1-\alpha_2}^*]) = \begin{cases} 1 - \alpha_1 - \alpha_2, & n^{1/2}\theta_0 > \Phi^{-1}(1 - \alpha_2) \\ 1 - \alpha_1, & n^{1/2}\theta_0 \leq \Phi^{-1}(1 - \alpha_2) \end{cases}, \quad (2.2)$$

where $\Phi(\cdot)$ is the cumulative distribution function of a standard normal random variable.

We comment that the exact coverage probability in [\(2.2\)](#) is a piecewise constant function of θ_0 with a step change at $n^{-1/2}\Phi^{-1}(1 - \alpha_2)$, for given n and α_2 values. Also, from [\(2.2\)](#), we can see that the coverage for θ depends on how close the true value θ_0 is to the boundary. The magnitude of closeness of θ_0 to the boundary crucially depends on the sample size by an order of $n^{1/2}$.

As an illustration, [Figure 2\(a\)](#) plots the exact coverage probabilities versus the true value of θ_0 for different sample sizes n at level $1 - \alpha = 0.90$ with $\alpha_1 = \alpha_2 = \alpha/2$. We see that the bootstrap percentile confidence interval may behave conservatively in terms of its coverage. Specifically, when the true value θ_0 is on, or close to, the boundary, over-coverage can happen. To further verify the trend that we have seen for the normal example, recall that, in [Figure 1\(a\)](#), we also plot the exact coverage probability of the bootstrap percentile confidence interval for the rate parameter λ of Poisson distribution with $\lambda \geq 2$ at level $1 - \alpha = 0.90$ with $\alpha_1 = \alpha_2 = \alpha/2$ for $n = 400$. Due to the discrete nature of the Poisson distribution, we can not always expect the exact coverage probability to achieve the nominal level. Hence, we would hope to more appropriately quantify the observed exact coverage phenomenon in an asymptotically meaningful way.

Motivated by above discussions, we adopt a local asymptotic framework by allowing the true constrained parameter to vary in a $n^{-1/2}$ -neighbourhood of the boundary. More precisely, we let $\theta_0 = \theta_{0,n} = d + \tau n^{-1/2}$. The corresponding local parameter $\tau = n^{1/2}(\theta_{0,n} - d)$ controls the order of closeness of $\theta_{0,n}$ approaching to the boundary d . This framework helps capture the subtle asymptotic coverage behaviour of the bootstrap percentile confidence interval in terms of τ for the general distributions in the natural exponential family with a constrained parameter space.

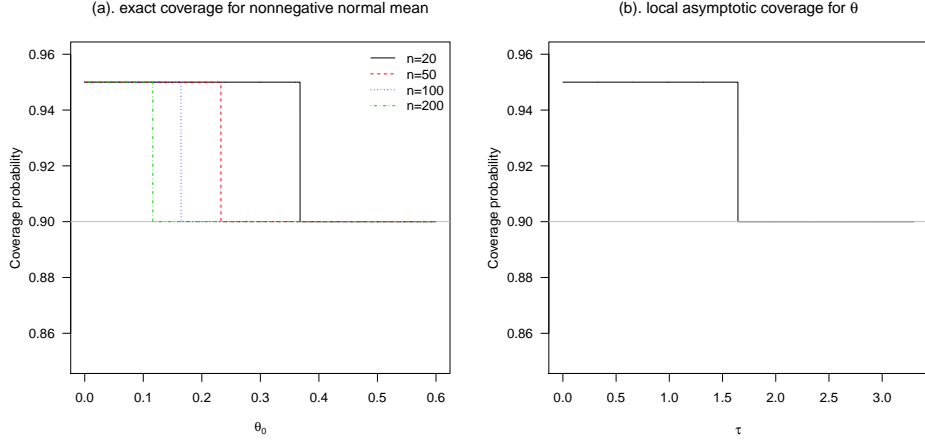


Figure 2. Panel (a) shows exact coverage probability of bootstrap percentile confidence interval, for the nonnegative mean parameter of normal distribution with unit variance, as a function of true θ_0 . The lines are for $n = 20$ (solid), 50 (dash), 100 (dot) and 200 (dot-dash). Panel (b) shows quantified local asymptotic coverage probability of bootstrap percentile confidence interval, for the boundary constrained θ of general distributions in the one-sample natural exponential family with $\sigma_0 = 1$, as a function of τ . For both plots, we set $1 - \alpha = 0.90$ with $\alpha_1 = \alpha_2 = 0.05$.

2.3. General results

Under the local asymptotic framework proposed in Section 2.2, we first study the asymptotic distribution of the maximum likelihood estimator $\hat{\theta}_n$.

Lemma 2.2. *Suppose X_1, \dots, X_n is a random sample from $f(x; \theta)$ defined in (2.1), and the true value of θ is $\theta_{0,n} = d + \tau n^{-1/2}$ with τ being a fixed nonnegative local parameter not depending on n . Let $\sigma_0^2 = b''(\psi_0)$ with $\psi_0 = b'^{-1}(d)$. Then, as $n \rightarrow \infty$, we have*

$$n^{1/2}(\hat{\theta}_n - \theta_{0,n})/\sigma_0 \rightarrow \max(Z, -\tau/\sigma_0),$$

in distribution, where Z is a standard normal random variable.

Using Lemmas 2.1 and 2.2, we quantify the local asymptotic coverage probability of bootstrap percentile confidence interval for θ in the following theorem.

Theorem 2.1. *Under the same setup and assumptions as in Lemma 2.2, as $n \rightarrow \infty$, we have*

$$\Pr(\theta_{0,n} \in [q_{\alpha_1}^*, q_{1-\alpha_2}^*]) \rightarrow \begin{cases} 1 - \alpha_1 - \alpha_2, & \tau > \Phi^{-1}(1 - \alpha_2)\sigma_0 \\ 1 - \alpha_1, & \tau < \Phi^{-1}(1 - \alpha_2)\sigma_0 \end{cases}.$$

This asymptotic result generalizes the exact finite sample result in Example 2.1 for the normal distribution to cover the natural exponential family of distributions. The result is plotted in Figure 2(b) versus the local parameter τ at level $1 - \alpha = 0.90$ with $\alpha_1 = \alpha_2 = 0.05$ and $\sigma_0 = 1$. We note that different choices of α_1 and α_2 should give different graphs. If such an approximation remains good for finite n , then this local asymptotic result provides us with information on how likely we are to have conservative conclusions, when $\theta_{0,n}$ is shrinking close to d .

2.4. Illustrative examples

In Section 2.3, we quantified the local asymptotic coverage probabilities of bootstrap percentile confidence intervals for boundary constrained parameters when the data come from the general class of distributions in the natural exponential family. In many applications, as seen in the introduction, observations may come from specific parametric distributions, such as Poisson or binomial, in which their mean parameters are subject to linear inequality constraints. To make the asymptotic result of Theorem 2.1 practically useful, we illustrate with two examples in this section. In these examples, we compare the *exact* coverage probabilities calculated under specific parametric models and the quantified *asymptotic* coverage probabilities.

Example 2.2 (One-sample Poisson example). Suppose X_1, \dots, X_n is a random sample from a $Poisson(\lambda)$ distribution with mean λ subject to constraint $\lambda \in [d, \infty)$ with $d > 0$. For illustration, we consider $d = 2$. Under this setup, $\sigma_0^2 = d$.

Suppose the true value of λ is $\lambda_{0,n} = 2 + \tau n^{-1/2}$. Applying Theorem 2.1, the local asymptotic coverage probability of the $100(1 - \alpha)\%$ bootstrap percentile confidence interval of λ is

$$\lim_{n \rightarrow \infty} \text{pr}(\lambda_{0,n} \in [q_{\alpha_1}^*, q_{1-\alpha_2}^*]) = \begin{cases} 1 - \alpha_1 - \alpha_2, & \tau > \Phi^{-1}(1 - \alpha_2)2^{1/2} \\ 1 - \alpha_1, & \tau < \Phi^{-1}(1 - \alpha_2)2^{1/2} \end{cases} .$$

The exact coverage probability of the $100(1 - \alpha)\%$ bootstrap percentile confidence interval for λ can also be calculated by noting the fact that a sum of independent Poisson random variables still has a Poisson distribution. In Figure 3, we plot the asymptotic and exact coverage probabilities as functions of the true parameter $\lambda_0 = \lambda_{0,n}$. For comparison, we also add the exact coverage probabilities of the bootstrap percentile confidence interval for λ without using constraint.

In Figure 3, we observe chaotic behaviour with oscillation phenomenon of the coverage probabilities due to the discrete nature of the Poisson distribution. Hence, we can not always expect these coverage probabilities to achieve the nominal level due to the discrete nature of the Poisson distribution. In general, we can see a clear trend that the quantified local asymptotic coverage probability shows close agreement with the exact finite sample coverage probability, as functions of λ_0 , especially when the sample size increases.

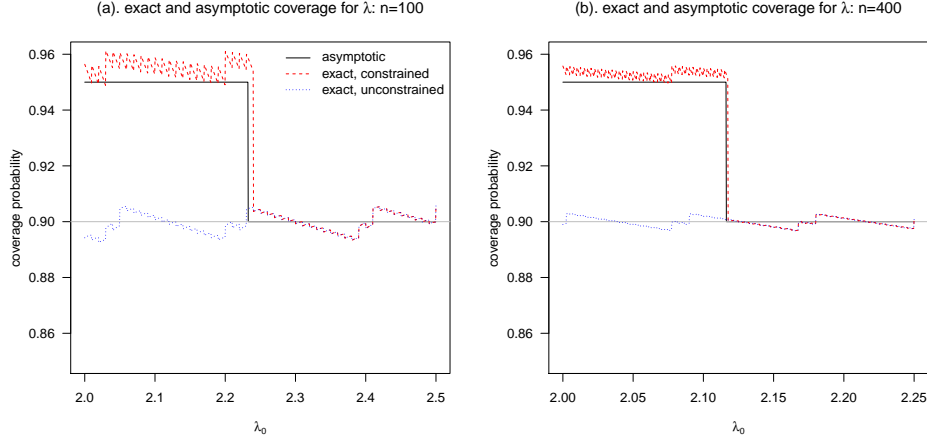


Figure 3. Exact and asymptotic coverage probabilities of the bootstrap percentile confidence interval, for the rate λ of Poisson distribution with $\lambda \geq 2$, as a function of λ_0 . The lines are for quantified local asymptotic coverage probability (solid), exact finite sample coverage probability (dash) and exact finite sample coverage probability without using constraint (dot). Panel (a) is for $n = 100$, and Panel (b) is for $n = 400$. For both plots, we set $1 - \alpha = 0.90$ with $\alpha_1 = \alpha_2 = 0.05$.

Example 2.3 (One-sample binomial example). Suppose X_1, \dots, X_n is a random sample from a $Binomial(m, p)$ distribution with known m and the proportion p subject to constraint $p \in [d, 1)$ with $0 < d < 1$. For illustration, we consider $m = 1$ and $d = 0.5$. Under the this setup, $\sigma_0^2 = d(1 - d) = 0.25$.

Suppose the true value of p is $p_{0,n} = 0.5 + \tau n^{-1/2}$. Applying Theorem 2.1, the local asymptotic coverage probability of the $100(1 - \alpha)\%$ bootstrap percentile confidence interval of p is

$$\lim_{n \rightarrow \infty} \text{pr} (p_{0,n} \in [q_{\alpha_1}^*, q_{1-\alpha_2}^*]) = \begin{cases} 1 - \alpha_1 - \alpha_2, & \tau > 0.5\Phi^{-1}(1 - \alpha_2) \\ 1 - \alpha_1, & \tau < 0.5\Phi^{-1}(1 - \alpha_2) \end{cases} .$$

The exact coverage probability of the $100(1 - \alpha)\%$ bootstrap percentile confidence interval for p can also be calculated by noting the fact that a sum of independent binomial random variables still has a binomial distribution. Combining these results, in Figure 4, we plot the asymptotic and exact coverage probabilities of the bootstrap percentile confidence interval as functions of $p_0 = p_{0,n}$. For comparison, we also add the exact coverage probability of the bootstrap percentile confidence interval for p without using constraint.

Again, due to the discrete nature of the binomial distribution, we can not always expect the quantified coverage probabilities to achieve the nominal level, even for the exact unconstrained case. In general, from Figure 4, we can observe a close agreement between the quantified asymptotic local coverage probability and the exact coverage probability, as functions of p_0 , especially when the sample size increases.

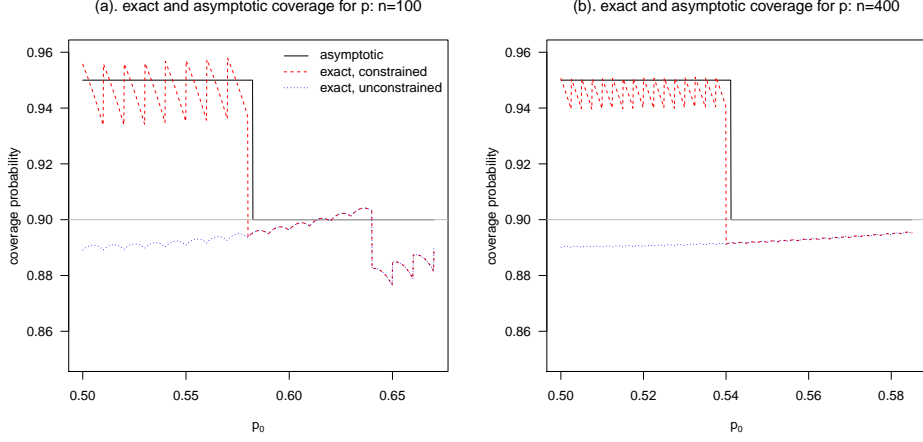


Figure 4. Exact and asymptotic coverage probabilities of the bootstrap percentile confidence interval, for the proportion p of binomial distribution with $p \in [0.5, 1)$, as a function of p_0 . The lines are for quantified local asymptotic coverage probability (solid), exact finite sample coverage probability (dash) and exact finite sample coverage probability without using constraint (dot). Panel (a) is for $n = 100$, and Panel (b) is for $n = 400$. For both plots, we set $1 - \alpha = 0.90$ with $\alpha_1 = \alpha_2 = 0.05$.

3. Two-sample natural exponential family

3.1. Problem setup

In this section, we consider the two-sample problem when data come from general distributions in the natural exponential family with their means subject to a linear ordering constraint. Suppose we have random observations X_{11}, \dots, X_{1n_1} from $f(x; \theta_1)$, and independently, we have random observations X_{21}, \dots, X_{2n_2} from $f(x; \theta_2)$, where $f(x; \theta_i)$ satisfies (2.1) and θ_i still represents the mean parameter, $i = 1, 2$. The parameter space of (θ_1, θ_2) is defined to be $\mathcal{C}_2 = \{(\theta_1, \theta_2) : \theta_1 \leq \theta_2\}$. Our goal is to quantify the asymptotic coverage probabilities of bootstrap percentile confidence intervals for θ_1 , θ_2 , as well as their difference $\Delta := \theta_2 - \theta_1$.

As a first step, we identify the form of the maximum likelihood estimator of $(\theta_1, \theta_2, \Delta)$. For an asymptotic analysis, we let $\omega = n_1/n$ with $n = n_1 + n_2$ and assume that $\omega \in (0, 1)$ does not depend on n . The following lemma finds the explicit forms of the maximum likelihood estimators of θ_1 , θ_2 and Δ .

Lemma 3.1. *Suppose X_{11}, \dots, X_{1n_1} is a random sample from $f(x; \theta_1)$, and independently, X_{21}, \dots, X_{2n_2} is another random sample from $f(x; \theta_2)$, with $f(x; \theta_i)$ defined in (2.1), $i = 1, 2$. Define $\bar{X}_{ni} = \sum_{j=1}^{n_i} X_{ij}/n_i$, $i = 1, 2$. Then, subject to the constraint in \mathcal{C}_2 , the maximum likelihood estimators of θ_1 and θ_2 are*

$$\hat{\theta}_{n1} = \min \{ \bar{X}_{n1}, \omega \bar{X}_{n1} + (1 - \omega) \bar{X}_{n2} \}, \quad \hat{\theta}_{n2} = \max \{ \bar{X}_{n2}, \omega \bar{X}_{n1} + (1 - \omega) \bar{X}_{n2} \},$$

and the maximum likelihood estimator of Δ is $\hat{\Delta}_n = (\bar{X}_{n2} - \bar{X}_{n1})^+$.

Similarly to the discussion in Section 2.2, fixing $(\theta_{10}, \theta_{20})$ and Δ_0 pointwisely may not be helpful to reveal the subtle asymptotic coverage behaviour of the bootstrap percentile confidence intervals. Instead we proceed by considering the following local asymptotic framework:

$$\theta_{10} = \theta_{10,n} = \eta_0 - (1 - \omega)\Delta_{0,n}, \quad \theta_{20} = \theta_{20,n} = \eta_0 + \omega\Delta_{0,n},$$

where $\Delta_{0,n} = \delta n^{-1/2}$. Here η_0 is a fixed value, and δ is a fixed, nonnegative, local parameter not depending on n . Under this framework, we fix the true value of $\omega\theta_{10,n} + (1 - \omega)\theta_{20,n}$, i.e. the overall mean of two samples, to be η_0 , and allow the true value of constrained mean difference, $\Delta_{0,n} = \theta_{20,n} - \theta_{10,n}$, to vary in a $n^{-1/2}$ -neighbourhood of 0.

3.2. General results

Under this proposed local asymptotic framework, we next study the asymptotic distributions of the maximum likelihood estimators $\hat{\theta}_{n1}$, $\hat{\theta}_{n2}$ and $\hat{\Delta}_n$ in the following lemma.

Lemma 3.2. *Consider the same setup and assumptions as in Lemma 3.1. Assume the true value of (θ_1, θ_2) is $(\theta_{10,n}, \theta_{20,n}) \in \mathcal{C}_2$ with $\theta_{10,n} = \eta_0 - (1 - \omega)\Delta_{0,n}$ and $\theta_{20,n} = \eta_0 + \omega\Delta_{0,n}$, where $\Delta_{0,n} = \delta n^{-1/2}$, η_0 is a fixed parameter, and δ is a fixed nonnegative local parameter not depending on n . Let $\sigma_0^2 = b''(\psi_0)$ with $\psi_0 = b'^{-1}(\eta_0)$. Then, as $n \rightarrow \infty$, we have*

$$\begin{aligned} n^{1/2}(\hat{\theta}_{n1} - \theta_{10,n})/\sigma_0 &\rightarrow \min \left\{ \omega^{-1/2}Z_1, \omega^{1/2}Z_1 + (1 - \omega)^{1/2}Z_2 + (1 - \omega)\delta/\sigma_0 \right\}, \\ n^{1/2}(\hat{\theta}_{n2} - \theta_{20,n})/\sigma_0 &\rightarrow \max \left\{ (1 - \omega)^{-1/2}Z_2, \omega^{1/2}Z_1 + (1 - \omega)^{1/2}Z_2 - \omega\delta/\sigma_0 \right\}, \\ n^{1/2}(\hat{\Delta}_n - \Delta_{0,n})/\sigma_0 &\rightarrow \max \left\{ (1 - \omega)^{-1/2}Z_2 - \omega^{-1/2}Z_1, -\delta/\sigma_0 \right\}, \end{aligned}$$

in distribution, where Z_1, Z_2 are two independent standard normal random variables.

Let X_{ij}^* 's be the bootstrap sample such that $X_{11}^*, \dots, X_{1n_1}^*$ is a random sample from $f(x; \hat{\theta}_{n1})$ for given $\hat{\theta}_{n1}$, and independently, $X_{21}^*, \dots, X_{2n_2}^*$ is a random sample from $f(x; \hat{\theta}_{n2})$ for given $\hat{\theta}_{n2}$. Define $\bar{X}_{ni}^* = \sum_{j=1}^{n_i} X_{ij}^*/n_i$, $i = 1, 2$. Further, let

$$\hat{\theta}_{n1}^* = \min\{\bar{X}_{n1}^*, \omega\bar{X}_{n1}^* + (1 - \omega)\bar{X}_{n2}^*\}, \quad \hat{\theta}_{n2}^* = \max\{\bar{X}_{n2}^*, \omega\bar{X}_{n1}^* + (1 - \omega)\bar{X}_{n2}^*\},$$

and $\hat{\Delta}_n^* = (\bar{X}_{n2}^* - \bar{X}_{n1}^*)^+$ be the maximum likelihood estimators of θ_1 , θ_2 and Δ , respectively, based on the bootstrap sample. Denote the bootstrap distributions of $\hat{\theta}_{n1}$, $\hat{\theta}_{n2}$ and $\hat{\Delta}_n$, respectively, by

$$G_{n1}^*(x; \hat{\theta}_{n1}, \hat{\theta}_{n2}) = \text{pr}(\hat{\theta}_{n1}^* \leq x \mid \hat{\theta}_{n1}, \hat{\theta}_{n2}),$$

$$\begin{aligned} G_{n2}^*(x; \hat{\theta}_{n1}, \hat{\theta}_{n2}) &= \text{pr}(\hat{\theta}_{n2}^* \leq x \mid \hat{\theta}_{n1}, \hat{\theta}_{n2}), \\ G_{n,\Delta}^*(x; \hat{\theta}_{n1}, \hat{\theta}_{n2}) &= \text{pr}(\hat{\Delta}_n^* \leq x \mid \hat{\theta}_{n1}, \hat{\theta}_{n2}), \end{aligned}$$

and their α -quantiles by $q_{1,\alpha}^*$, $q_{2,\alpha}^*$ and $q_{\Delta,\alpha}^*$.

Further, let $\Phi_{(\boldsymbol{\mu}, \boldsymbol{\Sigma})}(x, y)$ denote the joint cumulative distribution function of a bivariate normal random vector with mean vector $\boldsymbol{\mu}$ and variance-covariance matrix $\boldsymbol{\Sigma}$, and let $F_{12}(x, y)$ denote the joint cumulative distribution function of

$$\min \left\{ \omega^{-1/2} Z_1, \omega^{1/2} Z_1 + (1 - \omega)^{1/2} Z_2 + (1 - \omega)\delta/\sigma_0 \right\},$$

and

$$\max \left\{ (1 - \omega)^{-1/2} Z_2, \omega^{1/2} Z_1 + (1 - \omega)^{1/2} Z_2 - \omega\delta/\sigma_0 \right\}.$$

That is, based on Lemma 3.2, $F_{12}(x, y)$ is the joint limiting distribution of $n^{1/2}(\hat{\theta}_{n1} - \theta_{10,n})/\sigma_0$ and $n^{1/2}(\hat{\theta}_{n2} - \theta_{20,n})/\sigma_0$. Also, define matrices

$$\boldsymbol{\Lambda}_1 = \begin{pmatrix} 1 & \omega^{1/2} \\ \omega^{1/2} & 1 \end{pmatrix}, \quad \boldsymbol{\Lambda}_2 = \begin{pmatrix} 1 & (1 - \omega)^{1/2} \\ (1 - \omega)^{1/2} & 1 \end{pmatrix}.$$

In the next theorem, we quantify the local asymptotic coverage probabilities of the bootstrap percentile confidence intervals for θ_1 , θ_2 and Δ .

Theorem 3.1. *Under the same setup and assumptions as in Lemma 3.2, as $n \rightarrow \infty$, we have*

(a)

$$\text{pr}(\theta_{10,n} \in [q_{1,\alpha_1}^*, q_{1,1-\alpha_2}^*]) \rightarrow \iint I\{\alpha_1 \leq g_1(x, y) \leq 1 - \alpha_2\} dF_{12}(x, y),$$

where $g_1(x, y) = \Phi\{-C_{11}(x)\} + \Phi\{-C_{12}(x, y)\} - \Phi_{(\mathbf{0}, \boldsymbol{\Lambda}_1)}\{-C_{11}(x), -C_{12}(x, y)\}$ with $C_{11}(x) = \omega^{1/2}x$ and $C_{12}(x, y) = \omega x + (1 - \omega)y + (1 - \omega)\delta/\sigma_0$;

(b)

$$\text{pr}(\theta_{20,n} \in [q_{2,\alpha_1}^*, q_{2,1-\alpha_2}^*]) \rightarrow \iint I\{\alpha_1 \leq g_2(x, y) \leq 1 - \alpha_2\} dF_{12}(x, y),$$

where $g_2(x, y) = \Phi_{(\mathbf{0}, \boldsymbol{\Lambda}_2)}\{-C_{21}(y), -C_{22}(x, y)\}$ with $C_{21}(y) = (1 - \omega)^{1/2}y$ and $C_{22}(x, y) = \omega x + (1 - \omega)y - \omega\delta/\sigma_0$;

(c)

$$\text{pr}(\Delta_{0,n} \in [q_{\Delta,\alpha_1}^*, q_{\Delta,1-\alpha_2}^*]) \rightarrow \begin{cases} 1 - \alpha_1 - \alpha_2, & \delta > \Phi^{-1}(1 - \alpha_2)\sigma_0/\{\omega(1 - \omega)\}^{1/2} \\ 1 - \alpha_1, & \delta < \Phi^{-1}(1 - \alpha_2)\sigma_0/\{\omega(1 - \omega)\}^{1/2} \end{cases}.$$

It appears that explicit expressions for the local asymptotic coverage probabilities of θ_1 and θ_2 are not available. Fortunately, the quantified coverage probabilities of θ_1

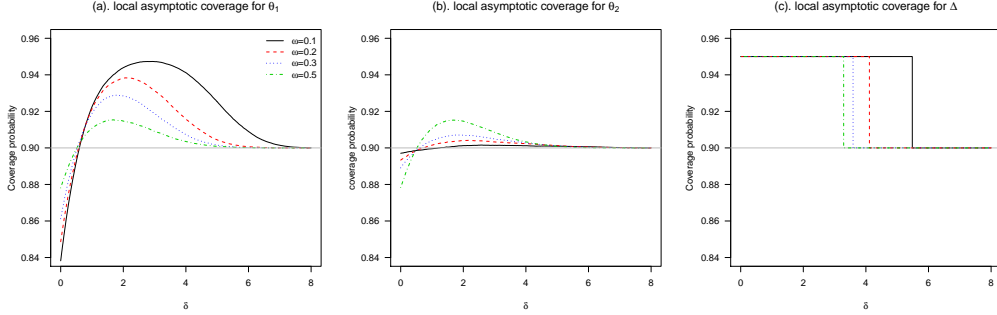


Figure 5. Local asymptotic coverage probabilities of bootstrap percentile confidence intervals, for θ_1 in Panel (a), θ_2 in Panel (b) and $\Delta = \theta_2 - \theta_1$ in Panel (c) of distributions in the two-sample natural exponential family with ordering constrained means and $\sigma_0 = 1$, as functions of δ . The lines are for $\omega = 0.1$ (solid), 0.2 (dash), 0.3 (dot) and 0.5 (dot-dash). For all plots, we set $1 - \alpha = 0.90$ with $\alpha_1 = \alpha_2 = 0.05$.

and θ_2 are written in terms of bivariate integrals that can be easily evaluated using numerical methods. Moreover, we note that the asymptotic coverage results only depend on the ratio ω and the local parameter δ which actually controls the true mean difference $\Delta_{0,n}$. Figure 5 plots the asymptotic coverage probabilities for θ_1 , θ_2 and Δ versus the local parameter δ , in the case of $\omega = 0.1, 0.2, 0.3$ and 0.5 at level $1 - \alpha = 0.90$ with $\alpha_1 = \alpha_2 = 0.05$ as an illustration. Again, we note that different choices of α_1 and α_2 can lead to different coverage behaviours of the confidence intervals, and hence give different graphs.

From Figure 5, we observe that the asymptotic coverage probabilities for θ_1 and θ_2 can be, somewhat surprisingly, both greater and smaller than the nominal level. These asymptotic results show that the bootstrap percentile confidence intervals of θ_1 and θ_2 are no longer always conservative, but can significantly under-cover the corresponding true parameters when the constrained parameter is on, or close to, the restriction boundary. On the other hand, when the two-sample mean difference Δ is the parameter of interest, the bootstrap percentile confidence interval of Δ still performs conservatively.

3.3. An illustrative example

To make our asymptotic results practically appealing, we also apply the results of Theorem 3.1 to a two-sample binomial example with ordered proportions.

Example 3.1 (Two-sample binomial example). Suppose we have two independent samples $X_{ij} \sim \text{Binomial}(m_i, p_i)$ for $i = 1, 2$ and $j = i, \dots, n_i$, with known m_i , where p_1, p_2 are subject to the constraint $p_2 \geq p_1$. For illustration, we consider $m_1 = m_2 = 1$. Let $\Delta = p_2 - p_1$. Then the restriction becomes $\Delta \geq 0$. Further, we set $\eta_0 = 0.5$ and $\omega = 0.25$. Let the true values of p_1 and p_2 be $p_{10,n} = 0.5 - 0.75\Delta_{0,n}$, and $p_{20,n} = 0.5 + 0.25\Delta_{0,n}$, with

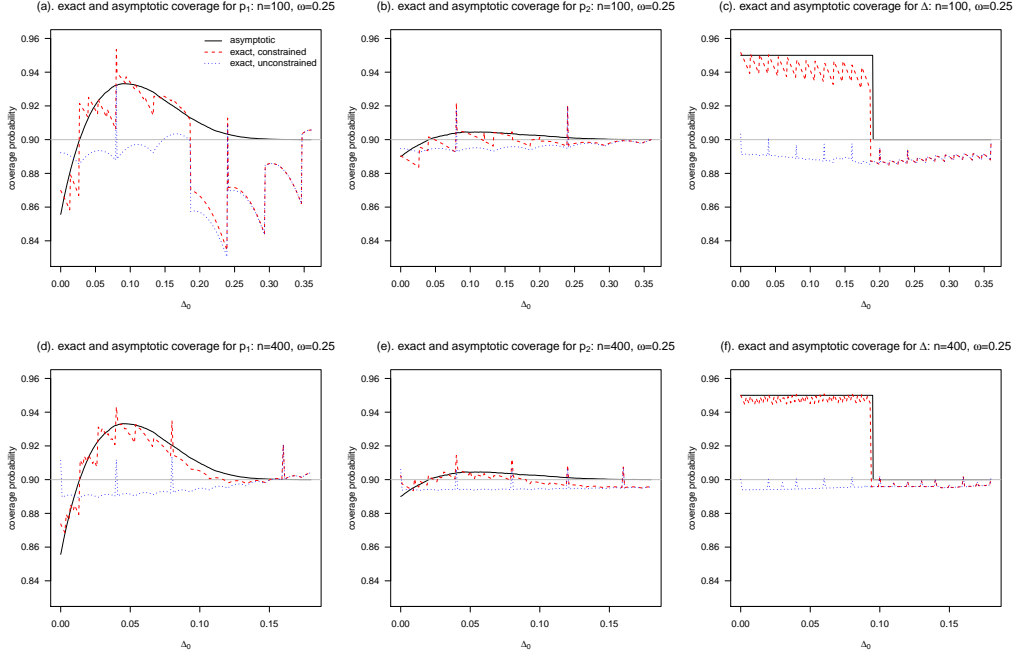


Figure 6. Exact and asymptotic coverage probabilities of the bootstrap percentile confidence intervals, for the proportions p_1 and p_2 and their difference Δ of two binomial distributions with $p_1 \leq p_2$, as a function of Δ_0 . The lines are for quantified local asymptotic coverage probabilities (solid), exact finite sample coverage probabilities (dash) and exact finite sample coverage probabilities without using constraint (dot). For $\omega = 0.25$, top Panels (a)–(c) are for $n = 100$, and bottom Panels (d)–(f) are for $n = 400$. For all plots, we set $1 - \alpha = 0.90$ with $\alpha_1 = \alpha_2 = 0.05$.

$\Delta_0 = \Delta_{0,n} = \delta n^{-1/2}$, and δ being a fixed nonnegative local parameter not depending on n . Under this current setup, $\sigma_0^2 = \eta_0(1 - \eta_0) = 0.5^2$.

Applying Theorem 3.1, we can numerically evaluate the local asymptotic coverage probabilities for p_1 , p_2 and Δ . The exact coverage probabilities are calculated by following the definition of the bootstrap percentile confidence intervals and the properties of binomial random variables. In Figure 6, we graph the asymptotic and exact coverage probabilities of the bootstrap percentile confidence intervals for p_1 , p_2 and Δ versus the true mean difference Δ_0 in the cases of $(n_1, n_2) = (25, 75)$ and $(n_1, n_2) = (100, 300)$ at nominal level $1 - \alpha = 0.90$ with $\alpha_1 = \alpha_2 = 0.05$. For comparison, we also include the exact coverage probabilities of the bootstrap percentile confidence intervals for p_1 , p_2 , and Δ without using the constraint.

As we can observe from Figure 6, the quantified local asymptotic coverage probabilities well capture the general trend of the exact coverage probabilities. The two coverage probabilities become closer to each other as the sample size increases.

4. Proofs of the results in Section 2

4.1. Proof of Lemma 2.1

Recall that the parameter space for θ is $\mathcal{C}_1 = \{\theta : \theta \geq d\}$, which is a closed convex set. Then by Proposition 2.4.3 in [Silvapulle and Sen \(2004, p. 51\)](#), $\hat{\theta}_n$ equivalently minimizes

$$(\bar{X}_n - \theta)^2$$

subject to the constraint set \mathcal{C}_1 . That is

$$\hat{\theta}_n = \arg \min_{\theta \in \mathcal{C}_1} (\bar{X}_n - \theta)^2 = \max(\bar{X}_n, d).$$

This finishes the proof of Lemma 2.1.

4.2. Proof of Lemma 2.2

Recall that, under the proposed local asymptotic framework, $\theta_{0,n} = d + n^{-1/2}\tau$ and $\sigma_0^2 = b''(\psi_0)$ with $\psi_0 = b'^{-1}(d)$. Applying the central limit theorem for a triangular array gives

$$\frac{\sum_{i=1}^n (X_i - \theta_{0,n})}{\sqrt{n\sigma_n^2}} \rightarrow Z,$$

in distribution, as $n \rightarrow \infty$, where $\sigma_n^2 = b''(\psi_n)$ with $\psi_n = b'^{-1}(\theta_{0,n})$ and $Z \sim N(0, 1)$. Further, both $b'^{-1}(\cdot)$ and $b''(\cdot)$ are continuous functions, and $\theta_{0,n} \rightarrow d$ as $n \rightarrow \infty$. Then we have $\sigma_n^2 \rightarrow \sigma_0^2$ as $n \rightarrow \infty$. By Slutsky's theorem, we have

$$n^{1/2}(\bar{X}_n - \theta_{0,n})/\sigma_0 \rightarrow Z, \quad (4.1)$$

in distribution, as $n \rightarrow \infty$. Together with the continuous mapping theorem, it follows that

$$\begin{aligned} n^{1/2}(\hat{\theta}_n - \theta_{0,n})/\sigma_0 &= n^{1/2}\{\max(\bar{X}_n, d) - \theta_{0,n}\}/\sigma_0 \\ &= \max\left\{n^{1/2}(\bar{X}_n - \theta_{0,n})/\sigma_0, n^{1/2}(d - \theta_{0,n})/\sigma_0\right\} \\ &\rightarrow \max\{Z, -\tau/\sigma_0\}, \end{aligned}$$

in distribution, as $n \rightarrow \infty$. This completes the proof of Lemma 2.2.

4.3. Proof of Theorem 2.1

We first recall some notation. Let X_1^*, \dots, X_n^* be the bootstrap sample from $f(x; \hat{\theta}_n)$ for the given $\hat{\theta}_n$, and $\hat{\theta}_n^* = \max(\bar{X}_n^*, d)$ be the maximum likelihood estimator of θ based on

the bootstrap sample, where $\bar{X}_n^* = \sum_{i=1}^n X_i^*/n$. Denote the bootstrap distributions of $\hat{\theta}_n$ and \bar{X}_n , respectively, by

$$G_n^*(x; \hat{\theta}_n) = \text{pr} \left(\hat{\theta}_n^* \leq x \mid \hat{\theta}_n \right), \quad \bar{G}_n^*(x; \hat{\theta}_n) = \text{pr} \left(\bar{X}_n^* \leq x \mid \hat{\theta}_n \right).$$

Then

$$G_n^*(x; \hat{\theta}_n) = \begin{cases} \bar{G}_n^*(x; \hat{\theta}_n), & x \geq d \\ 0, & x < d \end{cases}.$$

Recall that q_α^* is the α^{th} quantile of the bootstrap distribution of $\hat{\theta}_n$. It follows that

$$q_\alpha^* = G_n^{*-1}(\alpha; \hat{\theta}_n) = \max\{\bar{G}_n^{*-1}(\alpha; \hat{\theta}_n), d\}.$$

Therefore

$$\begin{aligned} \text{pr}(\theta_{0,n} \in [q_{\alpha_1}^*, q_{1-\alpha_2}^*]) &= \text{pr} \left[\max\{\bar{G}_n^{*-1}(\alpha_1; \hat{\theta}_n), d\} \leq \theta_{0,n} \leq \max\{\bar{G}_n^{*-1}(1-\alpha_2; \hat{\theta}_n), d\} \right] \\ &= \text{pr} \left\{ \bar{G}_n^{*-1}(\alpha_1; \hat{\theta}_n) \leq \theta_{0,n} \leq \bar{G}_n^{*-1}(1-\alpha_2; \hat{\theta}_n) \right\}. \end{aligned}$$

Let

$$\bar{H}_n^*(x; \hat{\theta}_n) = \text{pr} \left\{ n^{1/2}(\bar{X}_n^* - \hat{\theta}_n)/\sigma_0 \leq x \mid \hat{\theta}_n \right\},$$

which is the bootstrap distribution of the standardized \bar{X}_n . Then

$$\bar{G}_n^{*-1}(\alpha; \hat{\theta}_n) = n^{-1/2}\sigma_0\bar{H}_n^{*-1}(\alpha; \hat{\theta}_n) + \hat{\theta}_n.$$

Therefore

$$\text{pr}(\theta_{0,n} \in [q_{\alpha_1}^*, q_{1-\alpha_2}^*]) = \text{pr} \left\{ \bar{H}_n^{*-1}(\alpha_1; \hat{\theta}_n) \leq n^{1/2}(\theta_{0,n} - \hat{\theta}_n)/\sigma_0 \leq \bar{H}_n^{*-1}(1-\alpha_2; \hat{\theta}_n) \right\}. \quad (4.2)$$

We next study the asymptotic property of $\bar{H}_n^{*-1}(\alpha_1; \hat{\theta}_n)$ in the following lemma, which is very helpful in our proofs.

Lemma 4.1. *Under the same setup and assumptions as in Theorem 2.1, we have*

- (a) $\hat{\theta}_n = d + o_p(1)$ and $\hat{\sigma}_n^2 = \sigma_0^2 + o_p(1)$, where $\hat{\sigma}_n^2 = b''(\hat{\psi}_n)$ with $\hat{\psi}_n = b^{-1}(\hat{\theta}_n)$;
- (b) $\sup_x |\bar{H}_n^*(x; \hat{\theta}_n) - \Phi(x)| = o_p(1)$;
- (c) $\bar{H}_n^{*-1}(\alpha; \hat{\theta}_n) = \Phi^{-1}(\alpha) + o_p(1)$ for any given level $\alpha \in (0, 1)$.

Proof. We first consider Part (a). Note that (4.1) implies that $\bar{X}_n - \theta_{0,n} = o_p(1)$. Recall that $\theta_{0,n} = d + n^{-1/2}\tau$. Then

$$\bar{X}_n = d + o_p(1).$$

This implies that

$$\hat{\theta}_n = \max(\bar{X}_n, d) = d + o_p(1).$$

Recall that both $b'^{-1}(\cdot)$ and $b''(\cdot)$ are continuous functions. By the continuous mapping theorem, we further have

$$\hat{\sigma}_n^2 = \sigma_0^2 + o_p(1).$$

This finishes the proof of Part (a).

Next we consider Part (b). We start with finding the limiting distribution of $n^{1/2}(\bar{X}_n^* - \hat{\theta}_n)/\sigma_0$ for given $\hat{\theta}_n$. Note that

$$E(X_i^* | \hat{\theta}_n) = \hat{\theta}_n, \quad \text{var}(X_i^* | \hat{\theta}_n) = \hat{\sigma}_n^2.$$

Then, by Berry-Esseen inequality (Shao and Tu, 1995, Section 3.1, p. 74) or the central limit theorem (van der Vaart, 1998, Theorem 23.4), we have

$$\sup_{x \in \mathbb{R}} \left| \text{pr} \left(n^{1/2}(\bar{X}_n^* - \hat{\theta}_n)/\hat{\sigma}_n \leq x \mid \hat{\theta}_n \right) - \Phi(x) \right| \rightarrow 0,$$

in probability. Recall that in Part (a), we have shown $\hat{\sigma}_n \rightarrow \sigma_0$ in probability. By conditional Slutsky's theorem (Cheng, 2015), we further have

$$\sup_{x \in \mathbb{R}} \left| \text{pr} \left(n^{1/2}(\bar{X}_n^* - \hat{\theta}_n)/\sigma_0 \leq x \mid \hat{\theta}_n \right) - \Phi(x) \right| \rightarrow 0,$$

in probability, which implies that

$$\sup_{x \in \mathbb{R}} \left| \bar{H}_n^*(x; \hat{\theta}_n) - \Phi(x) \right| = o_p(1).$$

This finishes the proof of Part (b).

With Part (b), then Part (c) is a direct application of Lemma 21.2 in van der Vaart (1998). \square

We now move back to our proof of Theorem 2.1. Applying Lemma 4.1 to (4.2) gives

$$\begin{aligned} & \text{pr} \left(\theta_{0,n} \in [q_{\alpha_1}^*, q_{1-\alpha_2}^*] \right) \\ &= \text{pr} \left\{ -\Phi^{-1}(1 - \alpha_2) + o_p(1) \leq n^{1/2}(\hat{\theta}_n - \theta_{0,n})/\sigma_0 \leq -\Phi^{-1}(\alpha_1) + o_p(1) \right\} \\ &= \text{pr} \left\{ \Phi^{-1}(\alpha_2) + o_p(1) \leq n^{1/2}(\hat{\theta}_n - \theta_{0,n})/\sigma_0 \leq \Phi^{-1}(1 - \alpha_1) + o_p(1) \right\} \\ &= \text{pr} \left\{ n^{1/2}(\hat{\theta}_n - \theta_{0,n})/\sigma_0 \leq \Phi^{-1}(1 - \alpha_1) + o_p(1) \right\} \\ & \quad - \text{pr} \left\{ n^{1/2}(\hat{\theta}_n - \theta_{0,n})/\sigma_0 < \Phi^{-1}(\alpha_2) + o_p(1) \right\}. \end{aligned} \tag{4.3}$$

Recall that in Lemma 2.2, we have shown that

$$n^{1/2}(\hat{\theta}_n - \theta_{0,n})/\sigma_0 \rightarrow \max(Z, -\tau/\sigma_0),$$

in distribution, as $n \rightarrow \infty$. That is, the limiting distribution of $n^{1/2}(\hat{\theta}_n - \theta_{0,n})/\sigma_0$ is $\Phi(x)I(x \geq -\tau/\sigma_0)$, which is continuous at $x = \Phi^{-1}(1 - \alpha_1)$ and $x = \Phi^{-1}(\alpha_2)$ if

$\Phi^{-1}(\alpha_2) \neq -\tau/\sigma_0$. By the definition of convergence in distribution, Slutsky's theorem, and (4.3), we have that, if $\Phi^{-1}(\alpha_2) \neq -\tau/\sigma_0$, then

$$\lim_{n \rightarrow \infty} \text{pr}(\theta_{0,n} \in [q_{\alpha_1}^*, q_{1-\alpha_2}^*]) = 1 - \alpha_1 - \alpha_2 I(\Phi^{-1}(\alpha_2) \geq -\tau/\sigma_0).$$

That is, for every continuous point of the limiting function, we have

$$\begin{aligned} \lim_{n \rightarrow \infty} \text{pr}(\theta_{0,n} \in [q_{\alpha_1}^*, q_{1-\alpha_2}^*]) &= \begin{cases} 1 - \alpha_1 - \alpha_2, & \Phi^{-1}(\alpha_2) > -\tau/\sigma_0 \\ 1 - \alpha_1, & \Phi^{-1}(\alpha_2) < -\tau/\sigma_0 \end{cases} \\ &= \begin{cases} 1 - \alpha_1 - \alpha_2, & \tau/\sigma_0 > \Phi^{-1}(1 - \alpha_2) \\ 1 - \alpha_1, & \tau/\sigma_0 < \Phi^{-1}(1 - \alpha_2) \end{cases}. \end{aligned}$$

This finish the proof of Theorem 2.1.

5. Proofs of the results in Section 3

5.1. Proof of Lemma 3.1

Note that the parameter space $\mathcal{C}_2 = \{(\theta_1, \theta_2) : \theta_1 \leq \theta_2\}$ is a closed convex set. Then by Proposition 2.4.3 in [Silvapulle and Sen \(2004, p. 51\)](#), $(\hat{\theta}_{n1}, \hat{\theta}_{n2})$ equivalently minimizes

$$n_1(\bar{X}_{n1} - \theta_1)^2 + n_2(\bar{X}_{n2} - \theta_2)^2.$$

That is,

$$(\hat{\theta}_{n1}, \hat{\theta}_{n2}) = \arg \min_{(\theta_1, \theta_2) \in \mathcal{C}_2} \{n_1(\bar{X}_{n1} - \theta_1)^2 + n_2(\bar{X}_{n2} - \theta_2)^2\}. \quad (5.1)$$

To identify the forms of $(\hat{\theta}_{n1}, \hat{\theta}_{n2})$, we consider the following reparameterization

$$\theta_1 = \eta - (1 - \omega)\Delta, \quad \theta_2 = \eta + \omega\Delta,$$

or equivalently

$$\eta = \omega\theta_1 + (1 - \omega)\theta_2, \quad \Delta = \theta_2 - \theta_1.$$

Under the above reparameterization, the constraint $\theta_2 \geq \theta_1$ then becomes $\Delta \geq 0$, while η is free of restriction. For the optimization problem (5.1), the maximum likelihood estimator of (η, Δ) is

$$(\hat{\eta}_n, \hat{\Delta}_n) = \arg \min_{(\eta, \Delta)} \left[n_1 \{ \bar{X}_{n1} - \eta + (1 - \omega)\Delta \}^2 + n_2 \{ \bar{X}_{n2} - \eta - \omega\Delta \}^2 \right]$$

subject to the constraint $\Delta \geq 0$. After some algebra, we find

$$(\hat{\eta}_n, \hat{\Delta}_n) = \arg \min_{(\eta, \Delta)} \left[n \{ \eta - \omega\bar{X}_{n1} - (1 - \omega)\bar{X}_{n2} \}^2 + n\omega(1 - \omega) \{ \Delta - (\bar{X}_{n2} - \bar{X}_{n1}) \}^2 \right]$$

subject to the constraint $\Delta \geq 0$. Hence,

$$\hat{\eta}_n = \omega \bar{X}_{n1} + (1 - \omega) \bar{X}_{n2}, \quad \hat{\Delta}_n = (\bar{X}_{n2} - \bar{X}_{n1})^+,$$

which implies that

$$\hat{\theta}_{n1} = \min \{ \bar{X}_{n1}, \omega \bar{X}_{n1} + (1 - \omega) \bar{X}_{n2} \}, \quad \hat{\theta}_{n2} = \max \{ \bar{X}_{n2}, \omega \bar{X}_{n1} + (1 - \omega) \bar{X}_{n2} \}.$$

This finishes the proof of Lemma 3.1.

5.2. Proof of Lemma 3.2

For the convenience of presentation, we introduce some compact notation. Write $\theta_{0,n} = (\theta_{10,n}, \theta_{20,n})^\top$, $\bar{X}_n = (\bar{X}_{n1}, \bar{X}_{n2})^\top$ and $\hat{\theta}_n = (\hat{\theta}_{n1}, \hat{\theta}_{n2})^\top$. Let

$$\mathbf{U}_n = (U_{n1}, U_{n2})^\top = \frac{n^{1/2}(\bar{X}_n - \theta_{0,n})}{\sigma_0}.$$

Write $W_n = \omega U_{n1} + (1 - \omega) U_{n2}$. Recall that $\theta_{10,n} = \eta_0 - (1 - \omega) \Delta_{0,n}$ and $\theta_{20,n} = \eta_0 + \omega \Delta_{0,n}$ with $\Delta_{0,n} = \delta n^{-1/2}$, and $\sigma_0^2 = b''(\psi_0)$ with $\psi_0 = b'^{-1}(\eta_0)$.

Applying the central limit theorem for a triangular array, we have

$$\begin{pmatrix} \frac{\sum_{j=1}^{n_1} (X_{1j} - \theta_{10,n})}{\sqrt{(n_1 \sigma_{1,n}^2)}} \\ \frac{\sum_{j=1}^{n_2} (X_{2j} - \theta_{20,n})}{\sqrt{(n_2 \sigma_{2,n}^2)}} \end{pmatrix} \rightarrow \begin{pmatrix} Z_1 \\ Z_2 \end{pmatrix},$$

in distribution, as $n \rightarrow \infty$, where $\sigma_{i,n}^2 = b''(\psi_{i,n})$ with $\psi_{i,n} = b'^{-1}(\theta_{i0,n})$. Further, we have $\sigma_{i,n}^2 \rightarrow \sigma_0^2$ as $n \rightarrow \infty$, since $\theta_{i0,n} \rightarrow \eta_0$ as $n \rightarrow \infty$ and both $b'^{-1}(\cdot)$ and $b''(\cdot)$ are continuous functions. Therefore, by Slutsky's theorem, we have

$$\mathbf{U}_n \rightarrow \begin{pmatrix} \omega^{-1/2} Z_1 \\ (1 - \omega)^{-1/2} Z_2 \end{pmatrix},$$

in distribution, as $n \rightarrow \infty$.

We now come to the limiting distribution of $n^{1/2}(\hat{\theta}_{n1} - \theta_{10,n})/\sigma_0$. Using the form of $\hat{\theta}_{n1}$, we have

$$\begin{aligned} & n^{1/2}(\hat{\theta}_{n1} - \theta_{10,n})/\sigma_0 \\ &= n^{1/2} \{ \min \{ \bar{X}_{n1}, \omega \bar{X}_{n1} + (1 - \omega) \bar{X}_{n2} \} - \theta_{10,n} / \sigma_0 \} \\ &= \min \left\{ n^{1/2} (\bar{X}_{n1} - \theta_{10,n}) / \sigma_0, n^{1/2} (\omega \bar{X}_{n1} + (1 - \omega) \bar{X}_{n2} - \theta_{10,n}) / \sigma_0 \right\} \\ &= \min \left\{ U_{n1}, W_n + n^{1/2} (\eta_0 - \theta_{10,n}) / \sigma_0 \right\} \\ &\rightarrow \min \left\{ \omega^{-1/2} Z_1, \omega^{1/2} Z_1 + (1 - \omega)^{1/2} Z_2 + (1 - \omega) \delta / \sigma_0 \right\} \end{aligned}$$

in distribution, as $n \rightarrow \infty$.

The proof for $n^{1/2}(\hat{\theta}_{n2} - \theta_{20,n})/\sigma_0$ is similar, and hence is omitted. For $\hat{\Delta}_n$, the proof is similar to that of Lemma 2.2, and hence is also omitted. This finishes the proof of Lemma 3.2.

5.3. Proof of Theorem 3.1

Next we concentrate on the proof of Part (a) of Theorem 3.1 as the proof of Part (b) is just parallel. Also, the proof of Part (c) is similar to that of Theorem 2.1, and hence is omitted.

We first recall some notation. Recall that $X_{11}^*, \dots, X_{1n_1}^*$ is the bootstrap sample from $f(x; \hat{\theta}_{n_1})$ for given $\hat{\theta}_{n_1}$, and $X_{21}^*, \dots, X_{2n_2}^*$ is the bootstrap sample from $f(x; \hat{\theta}_{n_2})$ for given $\hat{\theta}_{n_2}$. Further, recall that $(\hat{\theta}_{n_1}^*, \hat{\theta}_{n_2}^*)$ is the maximum likelihood estimator of (θ_1, θ_2) based on X_{ij}^* 's. Then

$$\hat{\theta}_{n_1}^* = \min \{ \bar{X}_{n_1}^*, \omega \bar{X}_{n_1}^* + (1 - \omega) \bar{X}_{n_2}^* \}, \quad \hat{\theta}_{n_2}^* = \max \{ \bar{X}_{n_2}^*, \omega \bar{X}_{n_1}^* + (1 - \omega) \bar{X}_{n_2}^* \},$$

where $\bar{X}_{ni}^* = \sum_{j=1}^{n_i} X_{ij}^* / n_i$, $i = 1, 2$. Recall that the bootstrap distribution of $\hat{\theta}_{n_1}$ is denoted by

$$G_{n_1}^*(x; \hat{\theta}_n) = \text{pr}(\hat{\theta}_{n_1}^* \leq x \mid \hat{\theta}_n),$$

and the corresponding α -quantile is denoted by $q_{1,\alpha}^*$.

Next, we mainly consider $\text{pr}(\theta_{10,n} \geq q_{\alpha_1}^*)$ in Part (a). The other side can be similarly proved. Note that

$$\text{pr}(\theta_{10,n} \geq q_{\alpha_1}^*) = \text{pr} \left\{ \alpha_1 \leq G_{n_1}^*(\theta_{10,n}; \hat{\theta}_n) \right\}. \quad (5.2)$$

For $G_{n_1}^*(\theta_{10,n}; \hat{\theta}_n)$, we have

$$\begin{aligned} G_{n_1}^*(\theta_{10,n}; \hat{\theta}_n) &= \text{pr} \left[\min \{ \bar{X}_{n_1}^*, \omega \bar{X}_{n_1}^* + (1 - \omega) \bar{X}_{n_2}^* \} \leq \theta_{10,n} \mid \hat{\theta}_n \right] \\ &= \text{pr} \left(\bar{X}_{n_1}^* \leq \theta_{10,n} \mid \hat{\theta}_n \right) + \text{pr} \left(\omega \bar{X}_{n_1}^* + (1 - \omega) \bar{X}_{n_2}^* \leq \theta_{10,n} \mid \hat{\theta}_n \right) \\ &\quad - \text{pr} \left\{ \bar{X}_{n_1}^* \leq \theta_{10,n}, \omega \bar{X}_{n_1}^* + (1 - \omega) \bar{X}_{n_2}^* \leq \theta_{10,n} \mid \hat{\theta}_n \right\}. \end{aligned}$$

For $i = 1, 2$, let

$$U_{ni}^* = n^{1/2} (\bar{X}_{ni}^* - \hat{\theta}_{ni}) / \sigma_0,$$

and $W_n^* = \omega U_{n_1}^* + (1 - \omega) U_{n_2}^*$. After some algebra, we have

$$\begin{aligned} G_{n_1}^*(\theta_{10,n}; \hat{\theta}_n) &= \text{pr} \left(U_{n_1}^* \leq -U_{n_1} \mid \hat{\theta}_n \right) + \text{pr} \left\{ W_n^* \leq -W_n - (1 - \omega) \delta / \sigma_0 \mid \hat{\theta}_n \right\} \\ &\quad - \text{pr} \left\{ U_{n_1}^* \leq -U_{n_1}, W_n^* \leq -W_n - (1 - \omega) \delta / \sigma_0 \mid \hat{\theta}_n \right\}. \quad (5.3) \end{aligned}$$

In next lemma, we study the asymptotic properties of

$$\text{pr} \left(U_{n_1}^* \leq x \mid \hat{\theta}_n \right), \quad \text{pr} \left(W_n^* \leq x \mid \hat{\theta}_n \right), \quad \text{pr} \left(U_{n_1}^* \leq x, W_n^* \leq y \mid \hat{\theta}_n \right),$$

which are very helpful in our proofs.

Lemma 5.1. *Under the same setup and assumptions as in Theorem 3.1, we have*

$$\sup_{x \in \mathbb{R}} \left| \text{pr} \left(\omega^{1/2} U_{n1}^* \leq x \mid \hat{\theta}_n \right) - \Phi(x) \right| = o_p(1), \quad (5.4)$$

$$\sup_{x \in \mathbb{R}} \left| \text{pr} \left(W_n^* \leq x \mid \hat{\theta}_n \right) - \Phi(x) \right| = o_p(1), \quad (5.5)$$

$$\sup_{(x,y) \in \mathbb{R}^2} \left| \text{pr} \left(\omega^{1/2} U_{n1}^* \leq x, W_n^* \leq y \mid \hat{\theta}_n \right) - \Phi_{(\mathbf{0}, \Lambda_1)}(x, y) \right| = o_p(1). \quad (5.6)$$

Proof. Similar to the proof as in Part (b) of Lemma 4.1, we can show that

$$\sup_{x \in \mathbb{R}} \left| \text{pr} \left(\omega^{1/2} U_{n1}^* \leq x \mid \hat{\theta}_n \right) - \Phi(x) \right| \rightarrow 0,$$

in probability, and

$$\sup_{x \in \mathbb{R}} \left| \text{pr} \left((1 - \omega)^{1/2} U_{n2}^* \leq x \mid \hat{\theta}_n \right) - \Phi(x) \right| \rightarrow 0,$$

in probability. Further, conditional on $\hat{\theta}_n$, $\omega^{1/2} U_{n1}^*$ and $(1 - \omega)^{1/2} U_{n2}^*$ are independent. Hence, we have

$$\sup_{(x,y) \in \mathbb{R}^2} \left| \text{pr} \left(\omega^{1/2} U_{n1}^* \leq x, (1 - \omega)^{1/2} U_{n2}^* \leq y \mid \hat{\theta}_n \right) - \Phi_{(\mathbf{0}, \mathbf{I}_{2 \times 2})}(x, y) \right| \rightarrow 0,$$

in probability, where $\mathbf{I}_{2 \times 2}$ is a two-by-two identity matrix. Then by Example 3.3 of Shao and Tu (1995), we have, that

$$\sup_{(x,y) \in \mathbb{R}^2} \left| \text{pr} \left(\omega^{1/2} U_{n1}^* \leq x, W_n^* \leq y \mid \hat{\theta}_n \right) - \Phi_{(\mathbf{0}, \Lambda_1)}(x, y) \right| \rightarrow 0,$$

in probability. This implies (5.4)–(5.6) and finishes the proof. \square

Now we move back to the proof of Theorem 3.1. Combining Lemma 5.1 and the form of $G_{n1}^*(\theta_{10,n}; \hat{\theta}_n)$ in (5.3), we obtain

$$\begin{aligned} G_{n1}^*(\theta_{10,n}; \hat{\theta}_n) &= \Phi(-\omega^{1/2} U_{n1}) + \Phi(-W_n - (1 - \omega)\delta/\sigma_0) \\ &\quad - \Phi_{(\mathbf{0}, \Lambda_1)} \left(-\omega^{1/2} U_{n1}, -W_n - (1 - \omega)\delta/\sigma_0 \right) + o_p(1) \\ &= \Phi \{-C_{11}(U_{n1})\} + \Phi \{-C_{12}(U_{n1}, U_{n2})\} \\ &\quad - \Phi_{(\mathbf{0}, \Lambda_1)} \{-C_{11}(U_{n1}), -C_{12}(U_{n1}, U_{n2})\} + o_p(1) \\ &= g_1(U_{n1}, U_{n2}) + o_p(1), \end{aligned} \quad (5.7)$$

where $g_1(x, y)$ is defined in Part (a) of Theorem 3.1.

Combining (5.2) and (5.7) and applying Slutsky's theorem, we further have

$$\lim_{n \rightarrow \infty} \text{pr} \left(\theta_{10,n} \geq q_{\alpha_1}^* \right) = \lim_{n \rightarrow \infty} \text{pr} \{ \alpha_1 \leq g_1(U_{n1}, U_{n2}) + o_p(1) \}$$

$$= \iint I\{\alpha_1 \leq g_1(x, y)\} dF_{12}(x, y). \quad (5.8)$$

Similarly, we find

$$\lim_{n \rightarrow \infty} \text{pr}(\theta_{10, n} \leq q_{1-\alpha_2}^*) = \iint I\{g_1(x, y) \leq 1 - \alpha_2\} dF_{12}(x, y). \quad (5.9)$$

Combining (5.8) and (5.9), we get

$$\lim_{n \rightarrow \infty} \text{pr}(q_{\alpha_1}^* \leq \theta_{10, n} \leq q_{1-\alpha_2}^*) = \iint I\{\alpha_1 \leq g_1(x, y) \leq 1 - \alpha_2\} dF_{12}(x, y).$$

This finishes the proof of Theorem 3.1.

Acknowledgements

This research was partially supported by the Natural Sciences and Engineering Research Council of Canada.

References

- ANDREWS, D. W. K. (1997). A simple counterexample to the bootstrap Cowles Foundation discussion paper 1157, Cowles Foundation for Research in Economics, Yale University.
- ANDREWS, D. W. K. (2000). Inconsistency of the bootstrap when a parameter is on the boundary of the parameter space. *Econometrica* **68** 399–405.
- ANDREWS, D. W. K. (2001). Testing when a parameter is on the boundary of the maintained hypothesis. *Econometrica* **69** 683–734.
- BARLOW, R. E., BARTHOLOMEW, D. J., BREMNER, J. and BRUNK, H. D. (1972). *Statistical Inference under Order Restrictions: the Theory and Application of Isotonic Regression*. John Wiley & Sons, New York.
- CHENG, G. (2015). Moment consistency of the exchangeably weighted bootstrap for semiparametric M-estimation. *Scandinavian Journal of Statistics* **42** 665–684.
- CHERNOFF, H. (1954). On the Distribution of the Likelihood Ratio. *The Annals of Mathematical Statistics* **25** 573–578.
- DAVISON, A. C. and HINKLEY, D. V. (1997). *Bootstrap Methods and Their Application*. Cambridge University Press, Cambridge.
- DRTON, M. and WILLIAMS, B. (2011). Quantifying the failure of bootstrap likelihood ratio tests. *Biometrika* **98** 919–934.
- EFRON, B. and TIBSHIRANI, R. J. (1993). *An Introduction to the Bootstrap*. Chapman and Hall, New York.
- FELDMAN, G. J. and COUSINS, R. D. (1998). Unified approach to the classical statistical analysis of small signals. *Physical Review D* **57** 3873–3889.

- HALL, P. (1988). Theoretical comparison of bootstrap confidence intervals (with Discussion). *The Annals of Statistics* **16** 927-953.
- HALL, P. (1992). *The Bootstrap and Edgeworth Expansion*. Springer-Verlag, New York.
- LEE, S. M. S. (1994). Optimal choice between parametric and non-parametric bootstrap estimates. *Mathematical Proceedings of the Cambridge Philosophical Society* **115** 335–363.
- LI, Z., TAYLOR, J. M. G. and NAN, B. (2010). Construction of Confidence Intervals and Regions for Ordered Binomial Probabilities. *The American Statistician* **64** 291–298.
- MOLENBERGHS, G. and VERBEKE, G. (2007). Likelihood Ratio, Score, and Wald Tests in a Constrained Parameter Space. *The American Statistician* **61** 22–27.
- ROBERTSON, T., WRIGTH, F. T. and DYKSTRA, R. L. (1988). *Order Restricted Statistical Inference*. John Wiley & Sons, New York.
- SELF, S. G. and LIANG, K.-Y. (1987). Asymptotic Properties of Maximum Likelihood Estimators and Likelihood Ratio Tests under Nonstandard Conditions. *Journal of the American Statistical Association* **82** 605–610.
- SHAO, J. and TU, D. (1995). *The Jackknife and Bootstrap*. Springer-Verlag, New York.
- SILVAPULLE, M. J. and SEN, P. K. (2004). *Constrained Statistical Inference: Inequality, Order, and Shape Restrictions* **912**. John Wiley & Sons, New York.
- VAN DER VAART, A. W. (1998). *Asymptotic Statistics*. Cambridge University Press, Cambridge.