

Geometrically stopped Markovian random growth processes and Pareto tails

Brendan K. Beare¹ and Alexis Akira Toda²

¹School of Economics, University of Sydney

²Department of Economics, University of California San Diego

January 3, 2020

Abstract

Many empirical studies document power law behavior in size distributions of economic interest such as cities, firms, income, and wealth. One mechanism for generating such behavior combines independent and identically distributed Gaussian additive shocks to log-size with a geometric age distribution. We generalize this mechanism by allowing the shocks to be non-Gaussian (but light-tailed) and dependent upon a Markov state variable. Our main results provide sharp bounds on tail probabilities, a simple equation determining Pareto exponents, and comparative statics. We present two applications: we show that (i) the tails of the wealth distribution in a heterogeneous-agent dynamic general equilibrium model with idiosyncratic investment risk are Paretian, and (ii) a random growth model for the population dynamics of Japanese municipalities is consistent with the observed Pareto exponent but only after allowing for Markovian dynamics.

Keywords: exponential tails, Gibrat’s law, Markov additive process, Pareto tails, power law, random growth, Tauberian theorem.

JEL codes: C46, C65, D30, D52, D58, R12.

We thank Andrew Atkeson, Alberto Bisin, Dan Cao, Xavier Gabaix, François Geerolf, Émilien Gouin-Bonenfant, Jim Hamilton, Gordon Hanson, Makoto Nirei, Werner Ploberger, Luciano Pomatto, John Stachurski, Omer Tamuz, Jonathan Weinstein, Lei Zhang, and seminar participants at Australian National University, Caltech, Macquarie University, National University of Singapore, Peking University, Queen’s University, Singapore Management University, UCLA, UCSB, UCSD, University of Hong Kong, University of Melbourne, University of New South Wales, University of Sydney, University of Technology Sydney, University of Toronto, Washington University in St. Louis, Xiamen University, and the 2017 Summer Workshop on Economic Theory at Hokkaido University, 2018 Symposium on Econometric Theory and Applications, 2018 Econometric Society Australasian Meeting, 2018 International Conference on Computational and Financial Econometrics, and 2018 Society for the Advancement of Economic Theory Conference for helpful comments and suggestions.

1 Introduction

In this paper we are concerned with the tail behavior of cumulative sums

$$W_T = \sum_{t=1}^T X_t, \quad (1.1)$$

where $\{X_t\}_{t=1}^\infty$ is a sequence of random innovations and T is some stopping time. The innovations $\{X_t\}_{t=1}^\infty$ may depend on a time-homogeneous Markov state variable (i.e., $W_t = \sum_{s=1}^t X_s$ is a “Markov additive process”; see Definition 3.1 below), as may the stopping probability. In the (empirically common) special case where T is a geometric random variable,¹ we may view W_T in (1.1) as a geometrically stopped random walk with possibly serially dependent innovations. The main result of our paper shows that under quite general conditions the distribution of W_T has exponential tails. Further, we provide a simple equation characterizing the tail decay rates. For instance, when $\{X_t\}_{t=1}^\infty$ is independent and identically distributed (iid) and T is a geometric random variable with mean $1/p$, the upper tail exponent α of W_T solves the equation

$$(1 - p) \mathbb{E}[e^{\alpha X}] = 1. \quad (1.2)$$

In more general settings, the left-hand side of (1.2) is replaced with the spectral radius of a matrix determined by the innovation distribution and survival probability conditional on the state variable, and the state transition probabilities; see equation (3.6) below.

Our problem is motivated by the observed characteristics of size distributions in economics and other fields, where variables of interest are often known to exhibit power law behavior in the upper tail.² A variety of explanations for the emergence of these power laws have been proposed in the economics literature. One particular mechanism for generating power laws proposed by Reed (2001), and to some extent anticipated by Yule (1925), Champernowne (1953), Rutherford (1955), Simon (1955), Wold and Whittle (1957), and Simon and Bonini (1958), combines two

¹A geometric random variable is a positive integer-valued random variable equal to $k \in \mathbb{N}$ with probability $p(1 - p)^{k-1}$, where $p \in (0, 1]$.

²Such variables include city sizes ($\alpha \approx 1$: Gabaix, 1999; Reed, 2002; Giesen, Zimmermann, and Suedekum, 2010), firm sizes ($\alpha \approx 1$: Axtell, 2001; Luttmer, 2007), stock returns ($\alpha \approx 3$: Gabaix, Gopikrishnan, Plerou, and Stanley, 2006), and household income ($\alpha = 1.5$ –3: Pareto, 1895, 1896, 1897; Reed, 2003; Reed and Jorgensen, 2004; Toda, 2011, 2012), wealth ($\alpha = 1$ –2: Pareto, 1897; Klass, Biham, Levy, Malcai, and Solomon, 2006; Vermeulen, 2018), and consumption ($\alpha \approx 4$: Toda and Walsh, 2015; Toda, 2017).

main ingredients: Gibrat's law of proportional growth ([Gibrat, 1931](#))³ and an exponential age distribution.⁴ Suppose that the size S_t of an individual unit at age $t \geq 0$ follows a geometric Brownian motion initialized at some fixed S_0 , so that

$$dS_t = \mu S_t dt + \sigma S_t dB_t, \quad (1.3)$$

where B_t is a standard Brownian motion and μ and σ are the drift and volatility parameters. If the distribution of the age T of a unit randomly selected at a given point in time is exponential with parameter $\eta > 0$, so that it has probability density function (pdf) $f_T(t) = \eta e^{-\eta t}$ for $t \geq 0$, then the size of a randomly selected unit is given by S_T , our geometric Brownian motion evaluated at an exponentially distributed time. [Reed \(2001\)](#) showed that the pdf of this quantity is given by

$$f_{S_T}(s) = \begin{cases} \frac{\alpha\beta}{\alpha+\beta} S_0^{-\beta} s^{\beta-1} & \text{for } 0 \leq s < S_0, \\ \frac{\alpha\beta}{\alpha+\beta} S_0^\alpha s^{-\alpha-1} & \text{for } S_0 \leq s < \infty, \end{cases} \quad (1.4)$$

where $\zeta = \alpha, -\beta$ are the positive and negative roots of the quadratic equation

$$\frac{\sigma^2}{2} \zeta^2 + \left(\mu - \frac{\sigma^2}{2} \right) \zeta - \eta = 0. \quad (1.5)$$

He dubbed this distribution the *double Pareto* distribution. Reed's mechanism is notable in that it generates power law behavior in not only the upper tail of a distribution, but also the lower tail: we have

$$\lim_{s \uparrow \infty} s^\alpha P(S_T > s) = A \quad \text{and} \quad \lim_{s \downarrow 0} s^{-\beta} P(S_T < s) = B \quad (1.6)$$

for some positive constants A and B . This is the case even though the distribution of a geometric Brownian motion evaluated at a fixed point in time is lognormal and therefore has tails decaying more rapidly than a power law. Reed's mechanism has recently been applied in economics to characterize the tail behavior of size distributions in heterogeneous-agent models in continuous-time with Brownian

³There is a large empirical literature documenting that Gibrat's law of proportional growth is a good first approximation in many economic applications; see [Sutton \(1997\)](#) and references therein. See [Akhundjanov and Toda \(2019\)](#) for a summary and English translations of key passages of [Gibrat \(1931\)](#), which is written in French and out-of-print.

⁴The exponential age distribution has drawn less attention than Gibrat's law but there is some evidence both for firms ([Coad, 2010](#)) and cities ([Giesen and Suedekum, 2014](#)).

⁵Note that assuming $\mu > 0$ and letting $\sigma \rightarrow 0$, we obtain $\alpha = \eta/\mu$, which is exactly the result of [Wold and Whittle \(1957\)](#). (Their paper contains a typographical error in the formula for α on the first page, in which the numerator and the denominator are flipped.)

shocks.⁶

Does Reed’s mechanism also generate power law tails when applied to more general stochastic processes? Given that power law distributions are empirically so common, and that realistic alternatives to Brownian motion may involve non-Gaussian, non-independent increments,⁷ it is natural to conjecture that more general stopped random growth processes give rise to power law tails, or exponential tails after taking the logarithm. Some affirmative results in this direction are available in the physics literature for the sum (1.1) in the special case where $\{X_t\}_{t=1}^\infty$ is iid and the stopping probability is constant. Manrubia and Zanette (1999) give a heuristic derivation of (1.2), which corresponds to equation (10) in their paper, and provide supporting evidence from numerical simulations. Reed and Hughes (2002) observe that the tails of their “killed discrete multiplicative process” are characterized by (1.2). In the economics literature, (1.2) appears in Proposition 5 of Nirei and Aoki (2016), who appeal to Manrubia and Zanette (1999) to characterize the tail exponent of the wealth distribution in a heterogeneous-agent model with iid shocks.

The main results of our paper, Theorems 3.1–3.3 below, provide a formal justification for the equation (1.2) in the iid case and extend it to a wider class of processes. The key to proving them is a Tauberian theorem due to Nakagawa (2007),⁸ which we discuss in Section 2 and Appendix A. Nakagawa’s theorem provides sharp bounds on the tail probabilities of a random variable whose Laplace transform has a pole at its abscissa of convergence. In the case of a simple pole, which is the relevant one for our purposes, those bounds depend on the residue of the pole and the distance to other singularities along the axis of convergence. To obtain the residue in the non-iid case, we rely on the Perron-Frobenius theory of irreducible nonnegative matrices (Appendix B) and some results on simple poles of matrix-valued functions of a complex variable (Appendix C). When the state-contingent supports of X_t satisfy a non-lattice condition, $S = e^{W_T}$ has Pareto tails as in (1.6). Without this technical condition, the limits in (1.6) may not exist,

⁶See, for example, Moll (2014), Toda (2014), Toda and Walsh (2015, 2017), Arkolakis (2016), Benhabib, Bisin, and Zhu (2016), and Gabaix, Lasry, Lions, and Moll (2016).

⁷Arata (2019) provides evidence that the changes in log firm size are not Gaussian and argues that the more general class of Lévy processes may be empirically preferable. Such processes were introduced by Lévy (1937) subsequent to the publication of Gibrat (1931).

⁸Reed and Hughes (2003, p. 588) suggested that Tauberian theorems may be useful to characterize tail probabilities in the related class of Galton-Watson branching processes. The Online Appendix of Gabaix, Lasry, Lions, and Moll (2016) appeals to a Tauberian theorem of Mimica (2016, Corollary 1.4), slightly more general than a result of Nakagawa (2007, Theorem 3), to characterize the tail decay rate of the wealth distribution. We appeal to a sharper result (Theorem 2.1 below) essentially obtained by Nakagawa (2007, Theorem 5*).

but we have sharp positive and finite bounds for the corresponding limits superior and inferior; see (3.17) below. In Theorem 3.5, we derive comparative statics for the Pareto exponent with respect to perturbations in lifespan, growth, volatility, and persistence.

As one application of our results, in Section 4 we characterize the tail behavior of the wealth distribution in a heterogeneous-agent dynamic general equilibrium model with idiosyncratic investment risk in a Markovian environment. Although there are already many papers that generate Pareto tails under specific conditions (typically iid Gaussian shocks) as discussed in Section 4, few papers consider general non-Gaussian, Markov-modulated shocks. Thus our main results considerably expand the toolkit for applied economists.

As a second application of our results, in Section 5 we examine whether the population dynamics of Japanese municipalities are consistent with a Pareto cross-sectional size distribution. Using quinquennial census data for 1970–2010, we document that the Pareto exponent α is around 1.3, slightly above the value $\alpha \approx 1$ implied by Zipf’s law (Zipf, 1949). We then fit a random growth model to the panel of municipality populations. If we fit an iid random growth model, the implied Pareto exponent is around 8–9, which is far larger than the value 1.3 directly estimated from the cross-section. However, if we fit a random growth model incorporating Markov switching with several states, the implied Pareto exponent is close to 1.3. This shows that incorporating Markovian dynamics into random growth models can be crucial for explaining tail exponents observed in data. Our theorems provide a technical tool to study such models.

Our paper builds on the long literature discussed above combining Gibrat’s law of proportional growth with an exponential age distribution to obtain a generative mechanism for power laws. Other generative mechanisms for power laws have also attracted much attention. In particular, Kesten (1973) studied the stochastic difference equation $S_{t+1} = A_{t+1}S_t + B_{t+1}$ and showed that it admits a stationary solution exhibiting a power law under technical conditions often satisfied in applications. His result was used by Davis and Mikosch (1998), Mikosch and Stărică (2000), and Basrak, Davis, and Mikosch (2002) to show that the widely-used GARCH model of financial returns (Engle, 1995) generates a return distribution exhibiting a power law. The distribution of the stopped random growth process studied in this paper provides a stationary solution to a stochastic difference equation subject to reset events. We discuss this connection between our results and those of Kesten (1973), and generalizations thereof to a Markovian setting (de Saporta, 2005; Roitershtein, 2007; Collamore, 2009), in Section 3.3 below.

Survey papers by [Gabaix \(2009, 2016\)](#) discuss much of the literature on power laws in economics and finance. Another survey paper by [Mitzenmacher \(2004\)](#) discusses generative mechanisms for power laws proposed across a wider range of disciplines, including biology, computer science, networks, and physics. A more recent survey by [Benhabib and Bisin \(2018\)](#) focuses on the wealth distribution.

2 Exponential tails via the Laplace transform

Theorems that allow us to deduce asymptotic properties of a probability distribution or other function from the behavior of its Laplace transform are called Tauberian theorems. In this section we state a version of a Tauberian theorem of [Nakagawa \(2007\)](#), which will be used to prove our main results on the tail probabilities of geometrically stopped Markov additive processes. First we briefly review the Laplace transform. For more details see [Widder \(1941\)](#) and [Lukacs \(1970, ch. 7\)](#).

Given a cumulative distribution function (cdf) F , let

$$M(s) = \int_{-\infty}^{\infty} e^{sx} dF(x) \in \mathbb{R} \cup \{\infty\}$$

be its moment generating function (mgf). Since e^{sx} is convex in s , the domain $\mathcal{I} = \{s \in \mathbb{R} : M(s) < \infty\}$ is convex, and hence an interval. Clearly $0 \in \mathcal{I}$, so there exist boundary points $-\beta \leq 0 \leq \alpha$ of \mathcal{I} (which may be 0 or $\pm\infty$). The numbers $\alpha, -\beta$ are called the right and left abscissae of convergence.

We obtain the Laplace transform of F by extending the domain of M into the complex plane. Suppose that $-\beta < \alpha$ and let $z = s + it \in \mathbb{C}$. The Lebesgue-Stieltjes integral

$$M(z) = \int_{-\infty}^{\infty} e^{zx} dF(x) \tag{2.1}$$

is well-defined if and only if

$$\int_{-\infty}^{\infty} |e^{zx}| dF(x) = \int_{-\infty}^{\infty} |e^{(s+it)x}| dF(x) = \int_{-\infty}^{\infty} e^{sx} dF(x) = M(s) < \infty.$$

Therefore by the definition of $\alpha, -\beta$, the value $M(z)$ is well-defined for $z \in \mathbb{C}$ with $\operatorname{Re} z \in \mathcal{I}$. Let $\mathcal{S} = \{z \in \mathbb{C} : -\beta < \operatorname{Re} z < \alpha\}$. Using the dominated convergence theorem, it is easy to see that $M(z)$ is holomorphic on \mathcal{S} , which is called the strip of holomorphicity ([Figure 2.1](#)). The lines $\operatorname{Re} z = \alpha, -\beta$ comprising the boundary of \mathcal{S} are called the right and left axes of convergence. In this paper we refer to

(2.1) as the (two-sided) *Laplace transform* of F , or of any real random variable X with cdf F . We also use “Laplace transform” and “moment generating function” interchangeably.

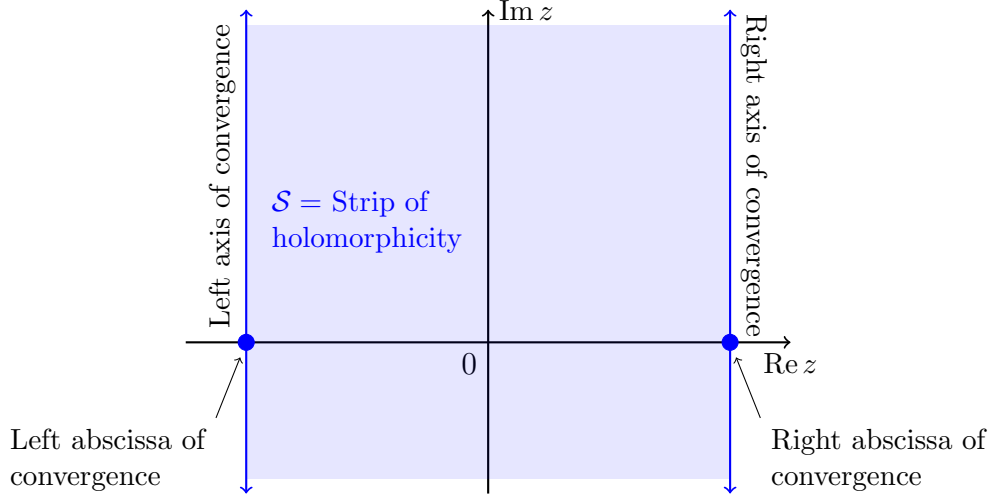


Figure 2.1: Region of convergence of the Laplace transform $M(z) = \int_{-\infty}^{\infty} e^{zx} dF(x)$.

There is a close relationship between the tail probabilities of a cdf and the abscissae of convergence of its Laplace transform. In general, we have

$$\limsup_{x \rightarrow \infty} \frac{1}{x} \log P(X > x) = -\alpha, \quad \limsup_{x \rightarrow \infty} \frac{1}{x} \log P(X < -x) = -\beta \quad (2.2)$$

whenever the relevant abscissa is nonzero (Widder, 1941, pp. 42–43, 241; Lukacs, 1970, p. 194). Moreover, each abscissa is a singularity of the Laplace transform (Widder, 1941, p. 58). A Tauberian theorem of Nakagawa (2007) establishes a tighter relationship between the abscissae of convergence and the tail probabilities that depends on the nature of the singularities at the abscissae: if either singularity is a pole then the relevant limit superior in (2.2) may be replaced with an ordinary limit. In addition, bounds for the limits superior and inferior of $e^{\alpha x} P(X > x)$ and $e^{\beta x} P(X < -x)$ become available which depend upon the order of the poles at the abscissae, the leading Laurent coefficients, and the location of other singularities along the axes of convergence. For our purposes, it will be enough to consider the case where the singularities at the abscissae are simple poles. The following result is similar to Theorem 5* of Nakagawa (2007), specialized to the case of a simple pole. We provide a proof in Appendix A (see Remark 2.5 below).

Theorem 2.1. *Let X be a real random variable and $M(z) = E[e^{zX}]$ its Laplace transform, with right abscissa of convergence $\alpha \in (0, \infty)$ and strip of holomor-*

phicity \mathcal{S} . Suppose $A := \lim_{s \uparrow \alpha} (\alpha - s)M(s)$ exists, and let B be the supremum of all $b > 0$ such that the function $M(z) + A(z - \alpha)^{-1}$ can be continuously extended from \mathcal{S} to the set

$$\mathcal{S}_b^+ = \mathcal{S} \cup \{z \in \mathbb{C} : z = \alpha + it, |t| < b\}. \quad (2.3)$$

Suppose that $B > 0$. Then we have

$$\frac{2\pi A/B}{e^{2\pi\alpha/B} - 1} \leq \liminf_{x \rightarrow \infty} e^{\alpha x} P(X > x) \leq \limsup_{x \rightarrow \infty} e^{\alpha x} P(X > x) \leq \frac{2\pi A/B}{1 - e^{-2\pi\alpha/B}}, \quad (2.4)$$

where the bounds should be read as A/α if $B = \infty$. These bounds are sharp.

Remark 2.1. Applying Theorem 2.1 to the random variable $-X$ yields bounds analogous to (2.4) for the lower tail probabilities. Specifically, letting $-\beta \in (-\infty, 0)$ be the left abscissa, if $A := \lim_{s \downarrow -\beta} (s + \beta)M(s)$ exists and $B > 0$ is the supremum of all $b > 0$ such that $M(z) - A(z + \beta)^{-1}$ can be continuously extended from \mathcal{S} to the set

$$\mathcal{S}_b^- = \mathcal{S} \cup \{z \in \mathbb{C} : z = -\beta + it, |t| < b\},$$

then we have the bounds

$$\frac{2\pi A/B}{e^{2\pi\beta/B} - 1} \leq \liminf_{x \rightarrow \infty} e^{\beta x} P(X < -x) \leq \limsup_{x \rightarrow \infty} e^{\beta x} P(X < -x) \leq \frac{2\pi A/B}{1 - e^{-2\pi\beta/B}}.$$

Remark 2.2. To see why the bounds in (2.4) are sharp, let X be a geometrically distributed random variable with mean $1/p \in (0, \infty)$. The Laplace transform of X is given by

$$M(z) = E[e^{zX}] = \sum_{n=1}^{\infty} p(1-p)^{n-1} e^{zn} = \frac{pe^z}{1 - (1-p)e^z}$$

on its strip of holomorphicity \mathcal{S} . The zeros of the denominator $1 - (1-p)e^z$ are $z_k = \alpha + 2\pi ik$, $k \in \mathbb{Z}$, where $\alpha = -\log(1-p) > 0$. The right abscissa of convergence is therefore α and the strip of holomorphicity is $\mathcal{S} = \{z \in \mathbb{C} : \operatorname{Re} z < \alpha\}$. The zeros $\{z_k\}$ are singularities of $M(z)$ lying along its axis of convergence $\operatorname{Re} z = \alpha$. By l'Hôpital's rule we have

$$\lim_{z \rightarrow \alpha} \frac{(z - \alpha)pe^z}{1 - (1-p)e^z} = -\lim_{z \rightarrow \alpha} \frac{pe^z + (z - \alpha)pe^z}{(1-p)e^z} = -\frac{p}{1-p},$$

which shows that the singularity at α is a simple pole with residue $-p/(1-p)$. The singularities along the axis of convergence are separated by gaps of $2\pi i$, so the assumptions of Theorem 2.1 are satisfied with $A = p/(1-p)$ and $B = 2\pi$, and thus (2.4) holds with the lower and upper bounds

$$\frac{2\pi A/B}{e^{2\pi\alpha/B} - 1} = 1, \quad \frac{2\pi A/B}{1 - e^{-2\pi\alpha/B}} = \frac{1}{1-p}.$$

On the other hand, if $n \leq x < n+1$ for some $n \in \mathbb{N}$, then

$$P(X > x) = \sum_{k=n+1}^{\infty} p(1-p)^{k-1} = (1-p)^n = (1-p)^{\lfloor x \rfloor}$$

by direct computation. Therefore

$$e^{\alpha x} P(X > x) = (1-p)^{-x} P(X > x) = (1-p)^{\lfloor x \rfloor - x},$$

which oscillates between 1 and $1/(1-p)$ as $x \rightarrow \infty$. The bounds in (2.4) are therefore sharp.

Remark 2.3. When the bounds in (2.4) are satisfied, for any $\epsilon > 0$ there exists $x_0 < \infty$ such that

$$\frac{2\pi A/B}{e^{2\pi\alpha/B} - 1} - \epsilon \leq e^{\alpha x} P(X > x) \leq \frac{2\pi A/B}{1 - e^{-2\pi\alpha/B}} + \epsilon$$

for all $x \geq x_0$. If $A > 0$, then taking logarithms, dividing by x , and letting $x \rightarrow \infty$, we obtain

$$\lim_{x \rightarrow \infty} \frac{1}{x} \log P(X > x) = -\alpha, \quad (2.5)$$

which improves upon the characterization of right tail probabilities in (2.2).

Remark 2.4. In the case where $A > 0$ and $B = \infty$, which corresponds to a simple pole at α being the unique singularity on the axis of convergence, we may rewrite (2.4) as

$$\lim_{s \rightarrow \infty} s^{\alpha} P(S > s) = \frac{A}{\alpha}, \quad (2.6)$$

where $S = e^X$. In this sense, the right tail probabilities of S are Paretian. Property (2.6) implies regular variation of the right tail probabilities of S with index $-\alpha$, under which $s^{\alpha} P(S > s)$ is required to be slowly varying at infinity. Property (2.6) also implies (2.5), which will be satisfied for any $B > 0$. On the other hand, (2.5) does not imply (2.6). For instance, if X is a geometric random variable as

in Remark 2.2, then (2.5) holds but (2.6) fails to hold because

$$1 = \liminf_{s \rightarrow \infty} s^\alpha \mathbb{P}(S > s) < \limsup_{s \rightarrow \infty} s^\alpha \mathbb{P}(S > s) = \frac{1}{1-p}.$$

Remark 2.5. Aside from the fact that it deals only with nonnegative random variables (which is unimportant), Theorem 5* of Nakagawa (2007) is more general than Theorem 2.1 above, as it provides bounds on tail probabilities that apply when the pole at the right abscissa of convergence is of arbitrary order. This additional generality makes the proof quite complicated—and in fact it is given in detail only for the case of a *second* order pole. For the reader’s convenience, in Appendix A we provide a simpler proof of Theorem 2.1 that applies in our more restrictive setting. Following Nakagawa, we draw on a technique introduced by Graham and Vaaler (1981) to prove a refinement of the Wiener-Ikehara Tauberian theorem, a helpful account of which may be found in the monograph of Korevaar (2004, ch. 5). Theorem 2.1 is in fact very similar to the Tauberian theorem proved by Graham and Vaaler (1981), with the only real difference being that it concerns exponentially decaying tail probabilities rather than exponential growth.

3 Main results

In this section we characterize the tail behavior of Markov additive processes, and associated random growth processes, that are stopped with state-dependent probabilities. All omitted proofs in this section may be found in Appendix D.

Throughout the rest of the paper, we use the following notation and terminology. For a square matrix A , we denote its spectral radius (maximum modulus of all eigenvalues) by $\rho(A)$. For two matrices A, B of the same size, the Hadamard product $A \odot B$ is defined by the entry-wise product. When we say “exponent”, it may refer to the Pareto tail (i.e., α in the relation $\mathbb{P}(X > x) \sim x^{-\alpha}$ for large x) or the exponential tail (i.e., α in the relation $\mathbb{P}(X > x) \sim e^{-\alpha x}$ for large x), depending on the context.

3.1 Tail behavior of stopped Markov additive processes

We first define Markov additive processes following Asmussen (2003, ch. XI), which is a generalization of random walks.

Definition 3.1 (Markov additive process). Let $\mathcal{N} = \{1, \dots, N\}$ be a finite set. A bivariate Markov process $(W, J) = \{W_t, J_t\}_{t=0}^\infty$ on the state space $\mathbb{R} \times \mathcal{N}$ is called

a *Markov additive process* if $P(W_0 = 0) = 1$ and the increments of W are governed by J in the sense that

$$E[f(W_{t+s} - W_t)g(J_{t+s}) | \mathcal{F}_t] = E[f(W_s - W_0)g(J_s) | J_0] \quad (3.1)$$

for all $s, t \in \{0\} \cup \mathbb{N}$ and all nonnegative measurable functions f and g .

Since (W, J) is Markovian, by letting $f \equiv 1$ we can see that J is a Markov chain. When the underlying Markov chain $\{J_t\}$ is understood, we just say $\{W_t\}$ is a Markov additive process. [Asmussen \(2003, pp. 309–310\)](#) shows that a Markov additive process can be represented as a cumulative sum

$$W_t = \sum_{s=1}^t X_s, \quad (3.2)$$

where the distribution of X_t depends only on J_{t-1} and J_t .

Example 3.1. If $\{X_t\}_{t=1}^\infty$ is iid, then $W_t = \sum_{s=1}^t X_s$ is a Markov additive process with $N = 1$.

Example 3.2. If $\{X_t\}_{t=1}^\infty$ is a finite-state Markov chain taking the values x_1, \dots, x_N , then $W_t = \sum_{s=1}^t X_s$ is a Markov additive process, where the distribution of X_t is a point mass at x_n if $J_t = n$ independent of J_{t-1} .

Throughout this section, let $\{W_t, J_t\}_{t=0}^\infty$ be a time-homogeneous Markov additive process⁹ and let $\Pi = (\pi_{nn'})$ be the transition probability matrix, where $\pi_{nn'} = P(J_1 = n' | J_0 = n)$. Let $X_1 = W_1 - W_0 = W_1$ and define the set

$$\mathcal{I} := \{s \in \mathbb{R} : (\forall n, n' \in \mathcal{N}) E[e^{sX_1} | J_0 = n, J_1 = n'] < \infty\}. \quad (3.3)$$

Note that \mathcal{I} is convex and contains zero because $s \mapsto e^{sX_1}$ is convex and equals 1 at $s = 0$. For $s \in \mathcal{I}$, let $M(s) = (M_{nn'}(s))$ be the $N \times N$ matrix with

$$M_{nn'}(s) = E[e^{sX_1} | J_0 = n, J_1 = n'], \quad (3.4)$$

which is the conditional moment generating function (mgf) of X_1 given $(J_0, J_1) = (n, n')$. By the definition of the Markov additive process, we have

$$W_t = W_{t-1} + X_t \quad (3.5)$$

⁹We use the symbol W_t to denote a Markov additive process because the letter “w” reminds us of wealth as well as the Wiener process, which is a random walk.

for $t \in \mathbb{N}$. We are interested in the tail behavior of W_T , where T is some stopping time. We assume that conditional on surviving up to time t , the process survives to time $t + 1$ with probability $v_{nn'}$ when $(J_{t-1}, J_t) = (n, n')$. Let $V = (v_{nn'})$ be the matrix of survival probabilities. Unless otherwise stated, we maintain the following assumption.

Assumption 3.1. *The matrix $V \odot \Pi$ is irreducible. There exists a pair (n, n') such that $v_{nn'} < 1$ and $\pi_{nn'} > 0$.*

Irreducibility of $V \odot \Pi$ implies that, for any (n, n') , if the underlying Markov process $\{J_t\}$ is in state n then there is a positive probability of it eventually reaching state n' without stopping. The existence of (n, n') such that $v_{nn'} < 1$ and $\pi_{nn'} > 0$ implies that, if the underlying Markov process is in state n , then it stops next period with positive probability. Together, these conditions imply that the stopping time T is finite almost surely.

We use the following lemma to state and prove our main result. Figure 3.1 illustrates its characterization of α, β .

Lemma 3.1. *Let \mathcal{I} be as in (3.3) and define the function $\lambda : \mathcal{I} \rightarrow \mathbb{R}_+$ by $\lambda(s) = \rho(V \odot \Pi \odot M(s))$. Then λ is convex. If Assumption 3.1 holds, then $\lambda(0) < 1$ and the equation $\lambda(s) = 1$ has at most one positive solution $s = \alpha > 0$ and at most one negative solution $s = -\beta < 0$.*

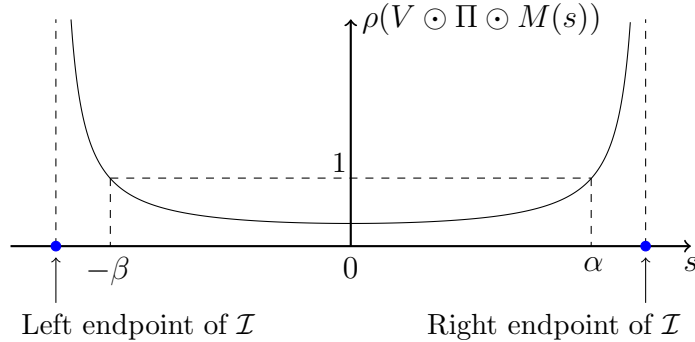


Figure 3.1: Determination of α and β .

We are now in a position to state our main result, Theorem 3.1. As we see in Theorem 3.2 below, its statement may be significantly strengthened, but we present a weaker version first to avoid overwhelming the reader with notation. Theorem 3.1 shows that the stopped Markov additive process W_T has exponential tails under empirically plausible conditions, and characterizes their decay rates in terms of the parameters V, Π, M .

Theorem 3.1. Suppose Assumption 3.1 holds. If the equation

$$\rho(V \odot \Pi \odot M(s)) = 1 \quad (3.6)$$

has a positive solution α in the interior of \mathcal{I} (which must be unique by Lemma 3.1), then

$$\lim_{w \rightarrow \infty} \frac{1}{w} \log P(W_T > w) = -\alpha. \quad (3.7)$$

Similarly, if (3.6) has a (unique) negative solution $-\beta$ in the interior of \mathcal{I} , then

$$\lim_{w \rightarrow \infty} \frac{1}{w} \log P(W_T < -w) = -\beta. \quad (3.8)$$

Remark 3.1. Equation (3.6) is the most important equation in our paper. It provides an implicit characterization of the tail exponents α and β in terms of the parameters V, Π, M . In Section 3.4 we use the implicit function theorem to investigate the response of the tail exponents to perturbations in these parameters.

Remark 3.2. If $\{X_t\}_{t=1}^\infty$ is iid ($N = 1$) and $v_{11} = 1 - p$, then

$$\rho(V \odot \Pi \odot M(s)) = (1 - p) E[e^{sX_1}],$$

and the tail exponents of W_T are determined by the equations

$$(1 - p) E[e^{\alpha X_1}] = 1 \quad \text{and} \quad (1 - p) E[e^{-\beta X_1}] = 1$$

whenever such α and/or $-\beta$ exist in the interior of \mathcal{I} . This explains (1.2).

Remark 3.3. A distribution whose mgf is finite at some positive (negative) value is said to have a light upper (lower) tail. This means that the tail decay rate is not slower than exponential. Theorem 3.1 may only be used to identify a positive tail exponent α if \mathcal{I} contains positive values, meaning that each conditional mgf $M_{nn'}(s)$ corresponds to a distribution with a light upper tail. Similarly, Theorem 3.1 may only be used to identify a negative tail exponent $-\beta$ if each conditional mgf $M_{nn'}(s)$ corresponds to a distribution with a light lower tail.

Remark 3.4. In the statement of Theorem 3.1 we suppose that there exists $\alpha > 0$ in the interior of \mathcal{I} such that $\rho(V \odot \Pi \odot M(\alpha)) = 1$. This supposition may not always be satisfied, even if \mathcal{I} contains positive values. As a counterexample, fix $\alpha > 0$ and suppose that $\{X_t\}_{t=1}^\infty$ is iid ($N = 1$) with an mgf $M(s)$ such that

$M(\alpha) < \infty$ and $M(s) = \infty$ for $s > \alpha$.¹⁰ Then the mgf of W_T is infinite for $s > \alpha$ and satisfies

$$\mathbb{E}[e^{sW_T}] = \sum_{k=1}^{\infty} p(1-p)^{k-1} M(s)^k = \frac{pM(s)}{1 - (1-p)M(s)} < \infty$$

for $s \in [0, \alpha]$ if $p \in (0, 1)$ is sufficiently close to 1 because $M(\alpha) < \infty$. Thus the right abscissa of convergence of W_T is α and recalling (2.2) we have

$$\limsup_{w \rightarrow \infty} \frac{1}{w} \log \mathbb{P}(W_T > w) = -\alpha.$$

However, there is no $s > 0$ that satisfies $\rho(V \odot \Pi \odot M(s)) = (1-p)M(s) = 1$ when p is sufficiently close to 1, so we may not appeal to Theorem 3.1 to strengthen the above limit superior to an ordinary limit.

Remark 3.5. A sufficient condition for there to exist $\alpha > 0$ in the interior of \mathcal{I} that solves (3.6) is that (i) $\mathbb{E}[e^{sX_1} \mid J_0 = n, J_1 = n'] < \infty$ for all $s > 0$ and all $n, n' \in \mathcal{N}$ and (ii) $v_{nn} < 1$, $\pi_{nn} > 0$, and $\mathbb{P}(X_1 > 0 \mid J_0 = n, J_1 = n) > 0$ for some $n \in \mathcal{N}$. To see this, note that under condition (i) the matrix $M(s)$ is well-defined for all s . Let $A(s)$ be a matrix whose n -th diagonal entry is $v_{nn}\pi_{nn} \mathbb{E}[e^{sX_1} \mid J_0 = n, J_1 = n]$ for one n satisfying condition (ii) and whose other entries are all zero. Clearly $V \odot \Pi \odot M(s) \geq A(s)$. By Proposition B.2(ii), we have

$$\infty > \rho(V \odot \Pi \odot M(s)) \geq \rho(A(s)) = v_{nn}\pi_{nn} \mathbb{E}[e^{sX_1} \mid J_0 = n, J_1 = n] \rightarrow \infty$$

as $s \rightarrow \infty$ by condition (ii), so $\rho(V \odot \Pi \odot M(s))$ crosses 1.¹¹ A similar sufficient condition applies to the lower tail exponent.

Remark 3.6. If the survival probability $v_{nn'}$ is constant across states, so $v_{nn'} = 1 - p$ for some stopping probability $p \in (0, 1)$, then (3.6) reduces to

$$(1-p)\rho(\Pi \odot M(s)) = 1. \tag{3.9}$$

¹⁰One such example is provided by the density $f(x) = \mathbb{1}(x \geq 1)Cx^{-\kappa-1}e^{-\alpha x}$, where $\kappa, \alpha > 0$ and $C > 0$ is a number such that $\int f(x) dx = 1$. The corresponding mgf is finite for $s \leq \alpha$ and infinite for $s > \alpha$.

¹¹There need not exist α such that $\rho(V \odot \Pi \odot M(\alpha)) = 1$ if condition (ii) fails. A counterexample is the two-state Markov chain that takes the values ± 1 with transition probabilities $\pi_{11} = \pi_{22} = 0$ and $\pi_{12} = \pi_{21} = 1$, and $v_{nn'} = v < 1$ for all (n, n') . Then $V \odot \Pi \odot M(s)$ has spectral radius identically equal to $v < 1$. In this case $W_T \in \{-1, 0, 1\}$ (bounded), so it does not have exponential tails.

If the distribution of X_t depends only on the current state J_t , then

$$M_{mn}(s) = \mathbb{E} [e^{sX_1} \mid J_0 = m, J_1 = n] = \mathbb{E} [e^{sX_1} \mid J_1 = n] =: M_n(s).$$

In this case letting $D(s) = \text{diag}(M_1(s), \dots, M_N(s))$ be the diagonal matrix of conditional moment generating functions, (3.6) reduces to

$$\rho(V \odot \Pi D(s)) = 1. \quad (3.10)$$

Example 3.3 (Gaussian distribution). Consider the geometric Brownian motion (1.3). Using Itô's lemma, we obtain

$$d \log S_t = \left(\mu - \frac{\sigma^2}{2} \right) dt + \sigma dB_t.$$

The discrete-time analog of this process is

$$W_t = W_{t-1} + X_t, \quad X_t \sim \text{iid} N((\mu - \sigma^2/2)\Delta, \sigma^2\Delta),$$

where the choice of $\Delta > 0$ depends on the unit of time. Suppose that in the continuous-time model, the age distribution is exponential with parameter η . Then in the discrete-time analog, the birth/death probability is $p = 1 - e^{-\eta\Delta}$. By Remark 3.2, W_T has exponential tails with exponents $\zeta = \alpha, -\beta$ solving the equation $(1 - p) \mathbb{E}[e^{\zeta X_1}] = 1$. But with $X_1 \sim N((\mu - \sigma^2/2)\Delta, \sigma^2\Delta)$ this equation can be rewritten as

$$e^{(\mu - \sigma^2/2)\Delta\zeta + \sigma^2\Delta\zeta^2/2 - \eta\Delta} = 1,$$

which is equivalent to (1.5) after taking the logarithm and dividing by $\Delta > 0$. Therefore with iid Gaussian shocks, the tail exponents are identical in the discrete-time and continuous-time models.

Example 3.4 (Two-state Markov chain). Suppose that $\{X_t\}_{t=1}^\infty$ is a two-state time-homogeneous Markov chain, as in Example 3.2 with $N = 2$. This is the simplest example of a non-iid process satisfying the assumptions of Theorem 3.1. The cumulated process W_t is the “Markov trend in levels” studied by Hamilton (1989). By the Perron-Frobenius theorem, $\rho(V \odot \Pi \odot M(s))$ is the maximum

eigenvalue of $V \odot \Pi \odot M(s)$, and so we compute

$$\begin{aligned} \rho(V \odot \Pi \odot M(s)) &= \rho \left(\begin{bmatrix} v_{11}\pi_{11}e^{sx_1} & v_{12}\pi_{12}e^{sx_2} \\ v_{21}\pi_{21}e^{sx_1} & v_{22}\pi_{22}e^{sx_2} \end{bmatrix} \right) \\ &= \frac{1}{2} \left(a_{11}e^{sx_1} + a_{22}e^{sx_2} + \sqrt{(a_{11}e^{sx_1} - a_{22}e^{sx_2})^2 + 4a_{12}a_{21}e^{s(x_1+x_2)}} \right), \end{aligned} \quad (3.11)$$

where $a_{nn'} := v_{nn'}\pi_{nn'}$. Setting this quantity equal to 1 and solving for s gives a unique positive solution α provided that $v_{nn} < 1$, $\pi_{nn} > 0$, and $x_n > 0$ for some $n \in \{1, 2\}$, and a unique negative solution $-\beta$ provided that $v_{nn} < 1$, $\pi_{nn} > 0$, and $x_n < 0$ for some n (Remark 3.5).

Before moving to the next section, we discuss the relation of our Theorem 3.1 to other existing works on geometric sums of random variables and the (asymmetric) Laplace distribution. A random variable has the *Laplace* distribution if it is the logarithm of a random variable with the double Pareto distribution (1.4). The associated density is

$$f(x) = \begin{cases} \frac{\alpha\beta}{\alpha+\beta}e^{-\alpha|x-m|} & \text{for } x \geq m, \\ \frac{\alpha\beta}{\alpha+\beta}e^{-\beta|x-m|} & \text{for } x < m, \end{cases} \quad (3.12)$$

where m is the mode and $\alpha, \beta > 0$ are the upper and lower tail exponents. Note that the Laplace distribution has exponential tails, and for this reason it is sometimes referred to as the *double exponential* distribution. Using the density (3.12), it is straightforward to establish that the corresponding mgf is

$$M(s) = \frac{e^{ms}}{1 - as - \frac{\sigma^2 s^2}{2}},$$

where $\sigma = \sqrt{2/\alpha\beta}$ is a scale parameter, $a = \frac{1}{\alpha} - \frac{1}{\beta}$ is an asymmetry parameter, and the mgf is defined in the range $s \in (-\beta, \alpha)$. Note that $\alpha, -\beta$ are solutions to the quadratic equation

$$\frac{\sigma^2}{2}s^2 + as - 1 = 0. \quad (3.13)$$

Since (α, β) and (σ, a) are one-to-one, we parametrize the Laplace distribution using the mode m , asymmetry parameter a , and scale parameter σ , and denote it by $\mathcal{AL}(m, a, \sigma)$.

Several authors have studied the tail behavior of $W_T = \sum_{t=1}^T X_t$ and its relation to the Laplace distribution when T is a geometric random variable with mean $1/p$. Kotz, Kozubowski, and Podgórski (2001, p. 151) show that when $\{X_t\}_{t=1}^\infty$ is iid

Laplace, W_T is also Laplace. Kotz, Kozubowski, and Podgórski (2001, pp. 152–155) show that when $\{X_t\}_{t=1}^\infty$ is iid with a general distribution with finite variance, then W_T (properly normalized) weakly converges to the Laplace distribution as $p \rightarrow 0$. The following result provides a generalization to the non-iid case.

Theorem 15 of Toda (2014). Let $\{X_t\}_{t=1}^\infty$ be a sequence of zero mean random variables such that the central limit theorem holds, $T^{-1/2} \sum_{t=1}^T X_t \xrightarrow{d} N(0, \sigma^2)$; $\{A_t\}_{t=1}^\infty$ be a sequence of random variables such that the law of large numbers holds, $T^{-1} \sum_{t=1}^T A_t \xrightarrow{P} a$;¹² and ν_p be a geometric random variable with mean $1/p$ independent of $\{X_t, A_t\}_{t=1}^\infty$. Then as $p \rightarrow 0$ we have

$$p^{1/2} \sum_{t=1}^{\nu_p} (X_t + p^{1/2} A_t) \xrightarrow{d} \mathcal{AL}(0, a, \sigma). \quad (3.14)$$

Our Theorem 3.1 (specialized to this setting) concerns the tail behavior of geometric sums with finite stopping probability $p > 0$ (so $v_{nn'} = 1 - p < 1$ for all n, n'), whereas Theorem 15 of Toda (2014) relies on $p \rightarrow 0$ asymptotics as in (3.14). The following observation shows that the tail behavior implied by our Theorem 3.1 coincides with that of the asymmetric Laplace limit in (3.14) when we let $p \rightarrow 0$, as should be expected.

To make the results comparable, suppose that $\{W_t, J_t\}_{t=0}^\infty$ is a Markov additive process with increment $Y_t = W_t - W_{t-1} = p^{1/2} X_t + p A_t$, where (i) A_t is conditionally deterministic, so $A_t = a_n$ (constant) when $J_t = n$, (ii) the distribution of X_t depends only on J_t , and (iii) $E[X_t | J_t = n] = 0$ and $E[X_t^2 | J_t = n] = \sigma_n^2 > 0$. According to Theorem 3.1, if $T = \nu_p$ is a geometric random variable with mean $1/p$, the tail behavior of

$$W_T = \sum_{t=1}^T Y_t = p^{1/2} \sum_{t=1}^{\nu_p} (X_t + p^{1/2} A_t)$$

is exponential, where the exponents $\alpha, -\beta$ are solutions to (3.6). Because the distribution of X_t depends only on J_t , we can write $\Pi \odot M(s) = \Pi D(s)$, where $D(s)$ is the diagonal matrix whose n -th diagonal entry is $E[e^{sY_t} | J_t = n]$ (see (3.10)). Letting $x \gg 0$ be the right Perron vector of $\Pi D(s)$,¹³ we can rewrite (3.6)

¹²In the result as stated by Toda (2014) the sequence $\{A_t\}_{t=1}^\infty$ is deterministic. No modification to the proof is required to permit a stochastic sequence satisfying the law of large numbers.

¹³Given real vectors $x = (x_n)$ and $y = (y_n)$, we write $x \geq y$ if $x_n \geq y_n$ for all n , $x > y$ if $x \geq y$ and $x \neq y$, and $x \gg y$ if $x_n > y_n$ for all n .

as

$$(1 - p)\Pi D(s)x = x.$$

Premultiplying by the stationary distribution $\pi = (\pi_1, \dots, \pi_N)^\top$ of the transition probability matrix Π , we obtain

$$(1 - p)\pi^\top D(s)x = \pi^\top x,$$

or equivalently

$$(1 - p) \sum_{n=1}^N \pi_n \mathbb{E} [e^{sY_t} \mid J_t = n] x_n = \sum_{n=1}^N \pi_n x_n.$$

Applying a second-order Taylor expansion to the conditional moment generating functions, noting that $Y_t = p^{1/2}X_t + pA_t$, and using the properties of X_t, A_t , we obtain

$$(1 - p) \sum_{n=1}^N \pi_n \left(1 + a_n p s + \frac{\sigma_n^2 p}{2} s^2 + o(p) \right) x_n = \sum_{n=1}^N \pi_n x_n.$$

Subtracting $\sum_{n=1}^N \pi_n x_n$ from both sides and dividing by $p > 0$ then yields

$$\frac{1}{2} \left(\sum_{n=1}^N \pi_n \sigma_n^2 x_n \right) s^2 + \left(\sum_{n=1}^N \pi_n a_n x_n \right) s - \left(\sum_{n=1}^N \pi_n x_n \right) + \frac{o(p)}{p} = 0. \quad (3.15)$$

Now we let $p \rightarrow 0$. Since clearly $D(s) \rightarrow I$ as $p \rightarrow 0$, by Proposition B.3, the right Perron vector x of $\Pi D(s)$ must converge to the right Perron vector of Π , which is $(1, \dots, 1)^\top$ (up to normalization). Therefore if we define the long run averages $a = \sum_{n=1}^N \pi_n a_n$ and $\sigma^2 = \sum_{n=1}^N \pi_n \sigma_n^2$, the limit of (3.15) becomes

$$\frac{\sigma^2}{2} s^2 + as - 1 = 0,$$

which is exactly (3.13).

Thus it is clear that Theorems 3.1 and (3.14) are consistent in the limit $p \rightarrow 0$ in a Markovian environment. Theorem 15 of Toda (2014) is stronger in that it characterizes the entire limiting distribution (not just the tail behavior), but it is weaker in that it requires the $p \rightarrow 0$ asymptotics and a suitable normalization. Our Theorem 3.1 is weaker in that it only characterizes the tail behavior, but it holds for any finite p and we do not require any normalization.

3.2 Refinements

In the proof of Theorem 3.1 we apply the Tauberian Theorem 2.1 in conjunction with Remark 2.3 to establish the limits (3.7) and (3.8). By exploiting the sharp bounds in (2.4), we can improve Theorem 3.1 as follows. (A similar statement holds for the lower tail, which we omit.)

Theorem 3.2. *Let everything be as in Theorem 3.1. Let e be the $N \times 1$ vector of ones, E be the $N \times N$ matrix with all entries equal to 1, and $x, y \gg 0$ be the right and left Perron vectors of $V \odot \Pi \odot M(\alpha)$. Let ϖ be the $N \times 1$ vector with n -th entry equal to $P(J_0 = n)$. Let $z = s + it$ and $B \in (0, \infty]$ be the supremum of all $b > 0$ such that the matrix-valued function*

$$H(z) = I - V \odot \Pi \odot M(z) \quad (3.16)$$

is invertible on the axis of convergence $\operatorname{Re} z = \alpha$ for $t \in (-b, b)$ except at $t = 0$. (Such $b > 0$ always exists because the singularity α is isolated.) Then

$$\frac{2\pi C/B}{e^{2\pi\alpha/B} - 1} \leq \liminf_{w \rightarrow \infty} e^{\alpha w} P(W_T > w) \leq \limsup_{w \rightarrow \infty} e^{\alpha w} P(W_T > w) \leq \frac{2\pi C/B}{1 - e^{-2\pi\alpha/B}}, \quad (3.17)$$

where

$$C = \frac{\varpi^\top x y^\top ((E - V) \odot \Pi \odot M(\alpha)) e}{y^\top (V \odot \Pi \odot M'(\alpha)) x} > 0. \quad (3.18)$$

In particular, if $z = \alpha$ is the unique point of noninvertibility of $H(z)$ on the axis of convergence $\operatorname{Re} z = \alpha$, then $B = \infty$ and

$$\lim_{w \rightarrow \infty} e^{\alpha w} P(W_T > w) = \frac{C}{\alpha}. \quad (3.19)$$

Theorem 3.2 establishes that the upper tail of W_T is exactly exponential in the sense of (3.19) when $z = \alpha$ is the unique point of noninvertibility of $H(z)$ on the axis of convergence $\operatorname{Re} z = \alpha$. The following theorem identifies lattice conditions on the state-contingent supports of X_1 which imply, or are implied by, the uniqueness of that point of noninvertibility. For a scalar c , let $c\mathbb{Z} = \{cm : m \in \mathbb{Z}\}$, where \mathbb{Z} is the set of integers.

Theorem 3.3. *Let everything be as in Theorem 3.2. If $H(\alpha + i\tau)$ is noninvertible for some $\tau \neq 0$, then for all $n, n' \in \mathcal{N}$ such that $v_{nn'}\pi_{nn'} > 0$, there exists $a_{nn'} \in \mathbb{R}$ such that*

$$\operatorname{supp}(X_1 \mid J_0 = n, J_1 = n') \subset a_{nn'} + \frac{2\pi}{\tau} \mathbb{Z},$$

with $a_{nn} = 0$ if $v_{nn}\pi_{nn} > 0$. Conversely, if

$$\text{supp}(X_1 \mid J_0 = n, J_1 = n') \subset \frac{2\pi}{\tau}\mathbb{Z}$$

for some $\tau \neq 0$ and all $n, n' \in \mathcal{N}$, then $H(\alpha + i\tau)$ is noninvertible.

Remark 3.7. The condition $\text{supp}(X_1 \mid J_0 = n, J_1 = n') \subset (2\pi/\tau)\mathbb{Z}$ for all $n, n' \in \mathcal{N}$ is sufficient but not necessary for $H(\alpha + i\tau)$ to be noninvertible. To see this, note that if $\text{supp}(X_1 \mid J_0 = n, J_1 = n') \subset a_{nn'} + (2\pi/\tau)\mathbb{Z}$ for all n, n' , then (D.10) (which is sufficient for noninvertibility) is equivalent to $v_{nn'}\pi_{nn'}e^{i\tau a_{nn'}} = v_{nn'}\pi_{nn'}e^{i(\theta_n - \theta_{n'})}$. This equation holds, for example, if $N = 2$, $v_{nn'} = v \in (0, 1)$, $\pi_{11} = \pi_{22} = 0$, $\pi_{12} = \pi_{21} = 1$, $\tau = 2\pi$, $\theta_1 = 1$, $\theta_2 = -1$, $a_{11} = a_{12} = 1/\pi$, and $a_{21} = a_{22} = -1/\pi$. Then $\text{supp}(X_1 \mid J_0 = n, J_1 = n') \subset \pm 1/\pi + \mathbb{Z}$.

3.3 Tail behavior of stopped random growth processes

Building on our results thus far, the following theorem characterizes the upper tail behavior of a random growth process with Markov-modulated multiplicative shocks that is stopped with state-dependent probabilities. (A similar statement holds for the lower tail, which we omit.)

Theorem 3.4. *Let everything be as in Theorem 3.1. Let $S_0 > 0$ be a random variable independent of W_T satisfying $\mathbb{E}[S_0^{\alpha+\epsilon}] < \infty$ for some $\epsilon > 0$, and define the random variable $S = S_0 e^{W_T}$. Then there exist A_1, A_2 such that*

$$0 < A_1 = \liminf_{s \rightarrow \infty} s^\alpha \mathbb{P}(S > s) \leq \limsup_{s \rightarrow \infty} s^\alpha \mathbb{P}(S > s) = A_2 < \infty. \quad (3.20)$$

If in addition $z = \alpha$ is the unique point of noninvertibility of $H(z)$ in (3.16) on the axis of convergence $\text{Re } z = \alpha$, then $A_1 = A_2$ and

$$\lim_{s \rightarrow \infty} s^\alpha \mathbb{P}(S > s) = \frac{C}{\alpha} \mathbb{E}[S_0^\alpha], \quad (3.21)$$

where C is defined by (3.18) in Theorem 3.2.

Similar to Remark 2.3, (3.20) implies that

$$\lim_{s \rightarrow \infty} \frac{\log \mathbb{P}(S > s)}{\log s} = -\alpha, \quad (3.22)$$

but this does not imply the existence of the limit in (3.21). The following example shows that if $H(z)$ in (3.16) is noninvertible at multiple points on the axis of

convergence $\operatorname{Re} z = \alpha$, the upper tail of S is not necessarily Paretian in the sense of (3.21).

Example 3.5 (Deterministic growth). Let $X_t = \mu > 0$, a constant, and $S_0 = 1$. Wold and Whittle (1957) used a continuous-time model with deterministic growth and an exponentially distributed stopping time to investigate the tail behavior of wealth distributions. In their case $S = e^{\mu T}$, which is exactly Pareto. In a discrete-time version of their model with geometrically distributed stopping time we have $H(z) = 1 - ve^{\mu z}$ for survival probability $v < 1$, and the mgf of $W_T = \mu T$ is given by

$$\mathbb{E}[e^{zW_T}] = \sum_{t=1}^{\infty} (1-v)v^{t-1}e^{\mu z t} = \frac{(1-v)e^{\mu z}}{1 - ve^{\mu z}}. \quad (3.23)$$

By setting the denominator in (3.23) equal to zero, we find that the right abscissa of convergence is $\alpha = -(\log v)/\mu > 0$ and we obtain poles at $z = \alpha + 2\pi i k/\mu$ for $k \in \mathbb{Z}$. These poles are the points of noninvertibility of $H(z)$ on the axis of convergence $\operatorname{Re} z = \alpha$. Let $S = e^{W_T}$. If $t \leq w/\mu < t+1$, then

$$\mathbb{P}(W_T > w) = \mathbb{P}(T > w/\mu) = v^t = v^{\lfloor w/\mu \rfloor}.$$

Therefore

$$\mathbb{P}(S > s) = \mathbb{P}(\log S > \log s) = \mathbb{P}(W_T > \log s) = v^{\lfloor (\log s)/\mu \rfloor}.$$

Clearly $\log \mathbb{P}(S > s)/\log s \rightarrow (\log v)/\mu = -\alpha$ as $s \rightarrow \infty$, consistent with (3.22). However,

$$s^\alpha \mathbb{P}(S > s) = s^{-(\log v)/\mu} v^{\lfloor (\log s)/\mu \rfloor} = v^{\lfloor (\log s)/\mu \rfloor - (\log s)/\mu}$$

oscillates between 1 and $1/v$ as $s \rightarrow \infty$, so the limit in (3.21) does not exist. The limits superior and inferior are precisely the bounds we obtain in (3.17) by setting $C = (1-v)/\mu v$ and $B = 2\pi/\mu$.

The Pareto tail result (3.21) we obtain in Theorem 3.4 is related in an important way to older results establishing Pareto tails in the stationary solution to stochastic difference equations. While e^{W_T} is a randomly stopped nonstationary process, its distribution turns out to be the stationary solution to a suitably defined stochastic difference equation subject to reset events. Specifically, for $t \geq 1$ let

$$(A_{t+1}, B_{t+1}) = \begin{cases} (0, e^{X_{t+1}}) & \text{if a reset event occurs at time } t, \\ (e^{X_{t+1}}, 0) & \text{otherwise.} \end{cases} \quad (3.24)$$

Here, a reset event at time t (which corresponds to stopping W_t) occurs with probability $1 - v_{J_{t-1}, J_t}$ independently of everything else. When our Markov state variable $\{J_t\}$ is initialized so as to be stationary, by letting ϖ be the stationary distribution corresponding to the transition matrix Π , the distribution of e^{W_T} is the stationary solution to the stochastic difference equation

$$S_{t+1} = A_{t+1}S_t + B_{t+1}, \quad t \in \mathbb{N}. \quad (3.25)$$

As is well-known, stationary solutions to stochastic difference equations of the form (3.25) have Pareto upper tails under a range of technical conditions often satisfied in applications. For the case where the sequence of random pairs $\{A_t, B_t\}$ is iid, this is the celebrated result of [Kesten \(1973\)](#). In [de Saporta \(2005\)](#), $\{A_t\}$ is a stationary Markov chain and $\{B_t\}$ is iid. [Roitershtein \(2007\)](#) and [Collamore \(2009\)](#) allow $\{A_t, B_t\}$ to be a stationary Markov-modulated process. This last and most general setting would appear to be the right one for the problem studied here, because if $\{W_t\}$ is a Markov additive process then $\{A_t, B_t\}$ as defined in (3.24) is a stationary Markov-modulated process. However, in all of the articles just cited, the authors impose technical conditions that rule out the possibility of reset events: we must have $P(A_t = 0) = 0$.¹⁴ We therefore do not use these existing results in our proofs, and instead proceed by examining the Laplace transform of W_T directly and applying the Tauberian theorem of [Nakagawa \(2007\)](#).¹⁵

In settings where the results of [Roitershtein \(2007\)](#) and [Collamore \(2009\)](#) may be applied, they imply that the Pareto upper tail exponent α solves the equation

$$\limsup_{n \rightarrow \infty} \frac{1}{n} \log E \left(\prod_{t=1}^n |A_{t+1}|^\alpha \right) = 0. \quad (3.26)$$

When (A_{t+1}, B_{t+1}) are defined as in (3.24), this characterization of α is consistent with (3.6) in Theorem 3.1 above, even though the results of [Roitershtein \(2007\)](#) and [Collamore \(2009\)](#) are not applicable due to the presence of reset events. By

¹⁴Reset events are ruled out by (1.9) in Theorem A of [Kesten \(1973\)](#), by the requirement that zero be excluded from the state space in Theorems 1 and 2 of [de Saporta \(2005\)](#), by (A5) in Assumption 1.2 of [Roitershtein \(2007\)](#), and by the requirement that $\log A_n$ be finite-valued on p. 1408 of [Collamore \(2009\)](#). Random growth subject to reset events appears commonly in micro-founded dynamic economic models, as in Section 4.

¹⁵Another nice aspect of our approach using Nakagawa's theorem is that we do not need to impose technical non-lattice conditions of the kind in Theorem 3.3 to obtain (3.20) and (3.22), even though in this case we may not obtain the exact Pareto tail result (3.21). Non-lattice support conditions of some kind are imposed by (1.11) in Theorem A of [Kesten \(1973\)](#), by (2) in Theorems 1 and 2 of [de Saporta \(2005\)](#), by (A7) in Assumption 1.2 of [Roitershtein \(2007\)](#), and by the "spread out" condition on pp. 1408–9 of [Collamore \(2009\)](#).

employing arguments similar to those used to establish (D.2) in our proof of Theorem 3.1, it can be shown that under (3.24) we have

$$\mathbb{E} \left(\prod_{t=1}^n |A_{t+1}|^\alpha \right) = \varpi^\top (V \circ \Pi \circ M(\alpha))^n e, \quad (3.27)$$

where $e = (1, \dots, 1)^\top$. We may therefore rewrite (3.26) as

$$\limsup_{n \rightarrow \infty} \left(\varpi^\top (V \circ \Pi \circ M(\alpha))^n e \right)^{1/n} = 1. \quad (3.28)$$

Noting that $\varpi^\top (V \circ \Pi \circ M(\alpha))^n e$ is a positively weighted sum of the absolute values of the (nonnegative) elements of $(V \circ \Pi \circ M(\alpha))^n$, we see that it is a (non-submultiplicative) matrix norm of $(V \circ \Pi \circ M(\alpha))^n$, and may therefore deduce (3.6) in Theorem 3.1 from (3.28) by applying the Gelfand spectral radius formula (see Proposition B.2(i)).

3.4 Comparative statics

Theorems 3.1–3.4 show that random growth processes that are stopped with state-dependent probabilities have Pareto tails under empirically plausible conditions. Our characterization of the Pareto exponents is implicit, in the sense that they are given by the positive and negative solutions to (3.6). It may be desirable to provide an explicit characterization of how the exponents vary when we perturb the exogenous parameters V , Π , and M . In this section, we derive such comparative statics.

We consider perturbations that involve the survival probability $v_{nn'}$, location-scale transformations of the increments X_t , and the overall persistence of the hidden Markov state J_t . Regarding the survival probabilities, we interpret increases (decreases) in $v_{nn'}$ as increases (decreases) in lifespan. Regarding the location-scale transformations of X_t , let $Y_{nn'}$ be a zero mean random variable and suppose that the distribution of X_t conditional on $J_{t-1} = n$ and $J_t = n'$ is parametrized as $\mu_{nn'} + \sigma_{nn'} Y_{nn'}$, where $\mu_{nn'} \in \mathbb{R}$ and $\sigma_{nn'} > 0$. Let $\mu = (\mu_{nn'})$ and $\sigma = (\sigma_{nn'})$, and let $M(s; \mu, \sigma)$ be the $N \times N$ matrix of conditional moment generating functions $\mathbb{E}[e^{s(\mu_{nn'} + \sigma_{nn'} Y_{nn'})}]$. We interpret increases (decreases) in $\mu_{nn'}$ and $\sigma_{nn'}$ as increases (decreases) in growth and volatility in state (n, n') . Regarding persistence, given our fixed irreducible transition probability matrix Π we define $\Pi(\tau) = \tau I + (1 - \tau)\Pi$ for $\tau \in [0, 1]$. We interpret increases (decreases) in τ as increases (decreases) in persistence. Note that since $V \odot \Pi$ is irreducible by Assumption 3.1, so is $V \odot \Pi(\tau)$

for $\tau \in (0, 1)$.

The following theorem shows that increasing the lifespan, growth, volatility, or persistence makes the upper Pareto exponent smaller (the upper tail heavier), as intuition would suggest. Its proof is an application of the implicit function theorem. Analogous results hold for the lower tail.

Theorem 3.5. *Let $\theta = (V, \mu, \sigma, \tau) \in [0, 1]^{N \times N} \times \mathbb{R}^{N \times N} \times \mathbb{R}_{++}^{N \times N} \times (0, 1)$ be the parameters we perturb. Suppose that the conditions of Theorem 3.1 are satisfied for some parameter value θ^0 . Then there exists an open neighborhood Θ of θ^0 and a unique continuously differentiable function $\alpha : \Theta \rightarrow (0, \infty)$ such that*

$$\rho(V \odot \Pi(\tau) \odot M(\alpha(\theta); \mu, \sigma)) = 1. \quad (3.29)$$

The partial derivatives of α satisfy the following inequalities at θ^0 .

- (i) $\partial\alpha/\partial v_{nn'} \leq 0$: Longer lifespan implies a smaller Pareto exponent.
- (ii) $\partial\alpha/\partial \mu_{nn'} \leq 0$: Higher growth implies a smaller Pareto exponent.
- (iii) $\partial\alpha/\partial \sigma_{nn'} \leq 0$: Higher volatility implies a smaller Pareto exponent.
- (iv) Suppose the survival probability and the distribution of the increment $X_t = W_t - W_{t-1}$ depend only on the current state J_t . Then $\partial\alpha/\partial\tau \leq 0$: Higher persistence implies a smaller Pareto exponent.

Remark 3.8. In Theorem 3.5(iv), it is important that the survival probability and the increment depend only on the current state. Otherwise higher persistence need not imply a smaller Pareto exponent. As a counterexample, consider the Markov additive process $\{W_t, J_t\}_{t=0}^\infty$ where J_t takes two values $n = 1, 2$ and the increment $X_t = W_t - W_{t-1}$ equals $\mu > 0$ whenever $J_{t-1} \neq J_t$ and $X_t = 0$ if $J_{t-1} = J_t$. Suppose that the transition probability matrix for J_t is

$$\Pi(\tau) = \tau I + (1 - \tau) \begin{bmatrix} 0 & 1 \\ 1 & 0 \end{bmatrix} = \begin{bmatrix} \tau & 1 - \tau \\ 1 - \tau & \tau \end{bmatrix} \quad (3.30)$$

and the survival probability $v \in (0, 1)$ is constant. Then

$$V \odot \Pi(\tau) \odot M(s) = v \begin{bmatrix} \tau & (1 - \tau)e^{\mu s} \\ (1 - \tau)e^{\mu s} & \tau \end{bmatrix},$$

whose spectral radius is $\lambda(s) = v(\tau + (1 - \tau)e^{\mu s})$. Solving $\lambda(s) = 1$, we find that the Pareto exponent of $S_T = e^{W_T}$ is

$$\alpha(\tau) = \frac{1}{\mu} \log \left(\frac{1/v - \tau}{1 - \tau} \right) = \frac{1}{\mu} \log \left(1 + \frac{1/v - 1}{1 - \tau} \right),$$

which is *increasing* in $\tau \in (0, 1)$. Therefore in this example increasing the persistence makes the upper tail lighter.

Example 3.6 (Two-state Markov chain). Consider the random growth model where the growth rate process $\{X_t\}_{t=1}^\infty$ is a two-state Markov chain as in Example 3.4. Let $X_t = \mu_n > 0$ if $J_t = n$, where $n = 1, 2$. One can interpret this model as the deterministic growth model of Wold and Whittle (1957) except that the growth rate has two regimes.

Let $\eta = -\log(1 - p)$ be the death rate. Consider the transition probability matrix (3.30) and let $\alpha(\tau)$ be the Pareto exponent corresponding to τ . By Theorem 3.5, $\alpha(\tau)$ is decreasing in τ . Using (3.11), we obtain

$$\alpha(0) = \frac{\eta}{\bar{\mu}} \quad \text{and} \quad \lim_{\tau \uparrow 1} \alpha(\tau) = \min_n \frac{\eta}{\mu_n},$$

where $\bar{\mu} = (\mu_1 + \mu_2)/2$.

As a numerical example, suppose that $(\mu_1, \mu_2) = (0.03, 0.01)$ and $\eta = 0.04$, so units grow by 3% and 1% in each state and the average life span is about 25 periods. The blue curve in Figure 3.2 shows the Pareto exponent. In this case $\bar{\mu} = 0.02$, so $\alpha(0) = \eta/\bar{\mu} = 2$ and $\alpha(1) = \eta/\mu_1 = 4/3$. The red line corresponds to the case where $\{X_t\}_{t=1}^\infty$ is iid with $X_t = \mu_n$ with probability $1/2$. We can see that the two Pareto exponents are similar when the persistence τ of the Markov chain is not so high, say $\tau \in [0, 0.8]$. However, increasing τ beyond 0.8 quickly makes the Pareto exponent small. In the limit as $\tau \rightarrow 1$, the exponent converges to the case of highest growth $\max_n \mu_n$.

4 Tails of wealth in heterogeneous-agent models

As an application of Theorems 3.1–3.4, in this section we characterize the tail behavior of the wealth distribution in a heterogeneous-agent dynamic general equilibrium model with idiosyncratic investment risk in a non-Gaussian, Markovian environment. To illustrate the usefulness of our theorems in the simplest possible way, we employ a stripped down model without inessential bells and whistles.

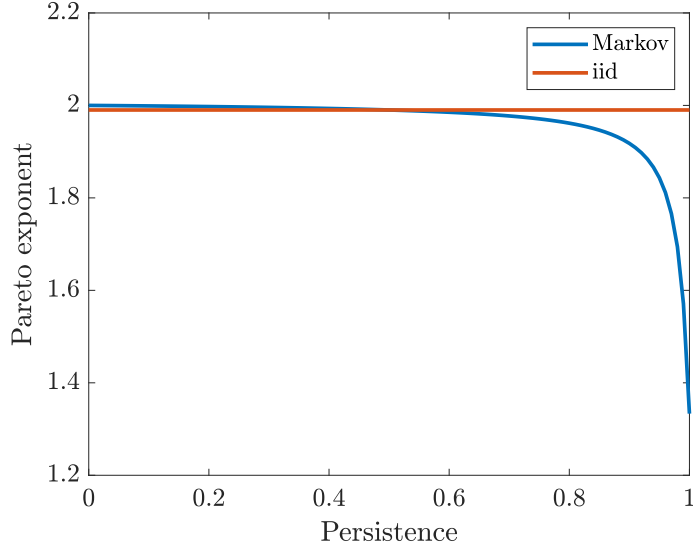


Figure 3.2: Pareto exponent of the two-state random growth model.

More complicated models may be studied by following a similar strategy. Omitted proofs in this section may be found in Appendix E.

4.1 Aiyagari economy with idiosyncratic investment risk

We consider a standard Aiyagari (1994) model, with the following modifications: (i) there are two agent types, capitalists and workers; (ii) capitalists are subject to idiosyncratic investment shocks and are born and go bankrupt randomly.

4.1.1 Model

There are two types of agents, capitalists and workers. Workers are identical, supply one unit of labor, earn a wage, and consume everything (hand-to-mouth) period-by-period. We normalize the aggregate labor supply to 1.

There are countably infinite capitalists (agents) indexed by $i \in \mathbb{N}$.¹⁶ Each agent dies (goes bankrupt) and is reborn with probability $p \in (0, 1)$ each period as in Yaari (1965) and Blanchard (1985), and has Epstein-Zin utility

$$U_t = \begin{cases} \left((1 - \beta)c_t^{1-1/\varepsilon} + \beta \mathbb{E}_t[U_{t+1}^{1-\gamma}]^{\frac{1-1/\varepsilon}{1-\gamma}} \right)^{\frac{1}{1-1/\varepsilon}} & (\varepsilon \neq 1) \\ c_t^{1-\beta} \mathbb{E}_t[U_{t+1}^{1-\gamma}]^{\frac{\beta}{1-\gamma}} & (\varepsilon = 1), \end{cases} \quad (4.1)$$

¹⁶In macroeconomics, it is more common to assume that there are a mass 1 continuum of agents and apply the law of large numbers as in Sun (2006).

where U_t is continuation utility, c_t is consumption, $\beta \in (0, 1)$ is the discount factor including survival probability (so β is the actual discount factor times $(1 - p)$), $\varepsilon > 0$ is the elasticity of intertemporal substitution, and $\gamma > 0$ is the relative risk aversion. There are finitely many idiosyncratic states indexed by $s = 1, \dots, S$, which evolve according to an exogenous finite-state Markov chain with an irreducible transition probability matrix $P = (p_{ss'})$. Let $F_s(k, l)$ be the production function in state s including depreciated capital, where k, l are capital and labor input.¹⁷ We assume that F_s is homogeneous of degree one and that $f_s(l) := F_s(1, l)$ satisfies $f_s(0) = 0$, $f_s(\infty) = \infty$, $f'_s(0) = \infty$, $f'_s(\infty) = 0$, and $f''_s < 0$.

The timing is as follows. A newborn capitalist is endowed with $k_0 > 0$ units of capital and the initial state is drawn from some distribution $\varpi = (\varpi_1, \dots, \varpi_S)^\top$. At the beginning of period t , given the capital k_t and observing the current state s_t , a capitalist decides how much labor l_t to hire and production takes place. After paying the wage and choosing consumption, the next period's capital is installed. For simplicity, we assume that capitalists cannot borrow or lend and must self-finance. Therefore the budget constraint is

$$c_t + k_{t+1} + \omega l_t = F_{s_t}(k_t, l_t), \quad (4.2)$$

where $\omega > 0$ is the wage. Capitalists go bankrupt with probability $p \in (0, 1)$ each period, and fraction $\kappa \in (0, 1]$ of their capital is recycled back to the economy as the initial endowment to the newborn capitalists. Thus we have $k_0 = \kappa K$, where k_0 is initial capital, K is aggregate capital, and $\kappa \in (0, 1]$ is the capital recovery rate after bankruptcy.

Let c_{it}, k_{it}, l_{it} be the consumption, capital holdings, and labor demand of capitalist i at time t . By the strong law of large numbers, the limits of average quantities such as

$$\frac{1}{I} \sum_{i=1}^I c_{it}, \quad \frac{1}{I} \sum_{i=1}^I k_{it}, \quad \frac{1}{I} \sum_{i=1}^I l_{it}$$

exist almost surely as $I \rightarrow \infty$. We refer to such quantities as (per capita) aggregate consumption, capital, and labor demand and denote by capital letters C_t, K_t, L_t , etc. We define the stationary equilibrium as follows.

Definition 4.1 (Stationary equilibrium of Aiyagari economy). A *stationary equilibrium* of an Aiyagari economy consists of a wage $\omega > 0$ and a sequence of

¹⁷A typical example is the Cobb-Douglas production function $F_s(k, l) = A_s k^\alpha l^{1-\alpha} + (1 - \delta)k$, where $A_s > 0$ is productivity, $\alpha \in (0, 1)$ is capital share, and $\delta \in [0, 1]$ is the capital depreciation rate.

consumption, capital, and labor demands $\{(c_{it}, k_{it}, l_{it})_{i \in \mathbb{N}}\}_{t=0}^{\infty}$ such that

- (i) (Optimization) for all $i \in \mathbb{N}$, $\{(c_{it}, k_{it}, l_{it})\}_{t=0}^{\infty}$ maximizes utility (4.1) subject to the budget constraint (4.2),
- (ii) (Market clearing) the labor market clears, i.e., $L_t = 1$,
- (iii) (Stationarity) all aggregate quantities are constant over time almost surely.

4.1.2 General equilibrium and wealth distribution

In this section we prove the existence of equilibrium (in special cases) and characterize the tail behavior of the wealth distribution. The following lemma solves for the labor demand and simplifies the budget constraint.

Lemma 4.1. *Given the wage $\omega > 0$, capital k , and state s , the optimal labor demand is $l = (f'_s)^{-1}(\omega)k$. The budget constraint (4.2) simplifies to*

$$w_{t+1} = R_{s_{t+1}}(\omega)(w_t - c_t), \quad (4.3)$$

where $R_s(\omega) = f_s((f'_s)^{-1}(\omega)) - \omega(f'_s)^{-1}(\omega) > 0$ is the gross return on capital and $w_t = R_{s_t}(\omega)k_t$ is wealth. Furthermore, $R_s(\omega)$ is differentiable, strictly decreasing in ω , and satisfies $R_s(0) = \infty$ and $R_s(\infty) = 0$.

The following proposition characterizes the solution to the optimal consumption-savings problem.

Proposition 4.1. *Given the wage $\omega > 0$, let $R_s = R_s(\omega)$ be the gross return on wealth in state s as defined in Lemma 4.1. Suppose $\gamma \neq 1$ and define the diagonal matrix $D = \text{diag}(R_1^{1-\gamma}, \dots, R_S^{1-\gamma})$. Then the individual optimization problem has a solution if and only if*

$$\beta \rho(PD)^{\frac{1-1/\varepsilon}{1-\gamma}} < 1, \quad (4.4)$$

where ρ is the spectral radius. Under this condition, the value function is given by $v_s(w) = b_s w$, where $b = (b_1, \dots, b_S) \gg 0$ is the unique positive solution to the system of nonlinear equations

$$b_s = \begin{cases} \left((1-\beta)^\varepsilon + \beta^\varepsilon \mathbb{E}[(R_{s'} b_{s'})^{1-\gamma} | s]^{\frac{\varepsilon-1}{1-\gamma}} \right)^{\frac{1}{\varepsilon-1}} & (\varepsilon \neq 1) \\ (1-\beta)^{1-\beta} \beta^\beta \mathbb{E}[(R_{s'} b_{s'})^{1-\gamma} | s]^{\frac{\beta}{1-\gamma}} & (\varepsilon = 1) \end{cases} \quad (4.5)$$

for $s = 1, \dots, S$. The optimal consumption rule is

$$c_s(w) = (1-\beta)^\varepsilon b_s^{1-\varepsilon} w \quad (4.6)$$

and the laws of motion for wealth and capital are

$$w' = G_{ss',w}(\omega)w := R_{s'}(\omega)(1 - (1 - \beta)^\varepsilon b_s^{1-\varepsilon})w, \quad (4.7a)$$

$$k' = G_{s,k}(\omega)k := R_s(\omega)(1 - (1 - \beta)^\varepsilon b_s^{1-\varepsilon})k. \quad (4.7b)$$

To pin down the equilibrium wage, let us compute the aggregate capital K_s held by type s agents. By accounting, K_s must satisfy the following equation:

$$K_{s'} = p\varpi_{s'}k_0 + (1 - p) \sum_{s=1}^S p_{ss'} G_{s,k}(\omega) K_s, \quad (4.8)$$

where $G_{s,k}(\omega)$ is defined in (4.7b). This is because the capital of type s' agents must come from two sources: those who are newly born (fraction p of agents are newborn, of which fraction $\varpi_{s'}$ is of type s' , each starting with initial capital k_0) and those who have survived (fraction $1 - p$ of agents survive; a type s agent's capital grows at rate $G_{s,k}(\omega)$, of which fraction $p_{ss'}$ becomes type s' next period). Letting $\mathbf{K} = (K_1, \dots, K_S)^\top$ be the vector of aggregate capitals and

$$G_k(\omega) = (G_{1,k}(\omega), \dots, G_{S,k}(\omega))^\top \quad (4.9)$$

be the vector of growth rates, in matrix form (4.8) becomes

$$\mathbf{K} = pk_0\varpi + (1 - p)P^\top(\text{diag } G_k(\omega))\mathbf{K}.$$

Assuming $(1 - p)\rho(P^\top \text{diag } G_k(\omega)) < 1$, we obtain

$$\mathbf{K} = pk_0(I - (1 - p)P^\top \text{diag } G_k(\omega))^{-1}\varpi. \quad (4.10)$$

Noting that initial capital is $k_0 = \kappa K$ and aggregate capital must satisfy $K = \sum_{s=1}^S K_s = \mathbf{1}^\top \mathbf{K}$ (here $\mathbf{1} = (1, \dots, 1)^\top$ is the vector of ones), from (4.10) we obtain the equilibrium condition

$$1 = p\kappa\mathbf{1}^\top(I - (1 - p)P^\top \text{diag } G_k(\omega))^{-1}\varpi. \quad (4.11)$$

Clearly a stationary equilibrium exists if the right-hand side of (4.11) (as a function of the wage ω) crosses 1 as we change ω in the range where the spectral condition (4.4) is satisfied. In general, nonexistence is possible because as we change the wage ω , the spectral condition (4.4) may be violated before the right-hand side of (4.11) crosses 1. However, the following theorem shows the existence

and uniqueness of a stationary equilibrium when the elasticity of intertemporal substitution ε equals 1.

Theorem 4.2. *If $\varepsilon = 1$, then there exists a unique stationary equilibrium in the Aiyagari economy with idiosyncratic investment risk.*

The following theorem shows that the stationary wealth distribution in an Aiyagari economy with idiosyncratic investment risk has Pareto tails.

Theorem 4.3. *Let $P = (p_{ss'})$ be the transition probability matrix and assume that $p_{ss} > 0$ for all s . Suppose that a stationary equilibrium exists and let ω^* be the equilibrium wage and $G_w = (G_{ss',w}(\omega^*))$ be the matrix of wealth growth rates as defined in (4.7a). For $z \in \mathbb{R}$, define $G_w^{(z)} = (G_{ss',w}^z)$. If $\kappa \in (0, 1)$, then the equation*

$$(1 - p)\rho(P \odot G_w^{(z)}) = 1 \quad (4.12)$$

has a unique positive solution $z = \zeta > 1$. The stationary wealth distribution has a Pareto upper tail with exponent ζ .

Remark 4.1. It is immediate from Theorems 3.1, 3.4, and Remark 3.6 that if wealth has a Pareto upper tail, it must satisfy (4.12). Similarly, the Pareto exponent for capital can be obtained by solving

$$(1 - p)\rho(P \text{diag } G_k^{(z)}) = 1 \quad (4.13)$$

for $z > 0$, where G_k is the vector of capital growth rates as defined in (4.9). However, (4.13) is identical to (4.12). To see this, let A be the $S \times S$ matrix whose (s, s') -th entry is $p_{ss'}R_{s'}^z$ and D be the diagonal matrix whose s -th diagonal entry is $(1 - (1 - \beta)^\varepsilon b_s^{1-\varepsilon})^z$. Then we can show that $P \odot G_w^{(z)} = DA$ and $P \text{diag } G_k^{(z)} = AD$, so $\rho(P \text{diag } G_k^{(z)}) = \rho(AD) = \rho(DA) = \rho(P \odot G_w^{(z)})$. Hence equations (4.12) and (4.13) are identical and so are the Pareto exponents for wealth and capital.

4.1.3 Numerical example

As a numerical example, suppose that the production function is Cobb-Douglas, $F_s(k, l) = A_s k^\alpha l^{1-\alpha} + (1 - \delta)k$, where $A_s > 0$ is productivity, $\alpha \in (0, 1)$ is capital share, and $\delta \in [0, 1]$ is the capital depreciation rate. We would like log productivity to resemble a stationary Gaussian AR(1) process

$$\log A_t = \rho \log A_{t-1} + \varepsilon_t, \quad \varepsilon_t \sim \text{iid} N(0, \sigma^2). \quad (4.14)$$

Since our theory concerns a finite-state Markov chain, we take a discrete-state analog to (4.14) as our model for log productivity. For this purpose we apply the method in Farmer and Toda (2017) to discretize (4.14) using an evenly-spaced grid with $S = 9$ points. For parameter values, we set the bankruptcy rate $p = 0.025$, effective discount factor $\beta = 0.96 \times (1 - p)$, elasticity of intertemporal substitution $\varepsilon = 1$ (the relative risk aversion γ does not affect the equilibrium), capital share $\alpha = 0.38$, depreciation rate $\delta = 0.08$, persistence $\rho = 0.9$, and volatility $\sigma = 0.1$. We assume that the initial state of newborn capitalists is drawn from the stationary distribution of the Markov chain, and we set the capital recovery rate to $\kappa = 0.8$.

Using Lemma 4.1 and the properties of the Cobb-Douglas production function, we can derive

$$R_s(\omega) = \alpha(1 - \alpha)^{1/\alpha-1} A_s^{1/\alpha} \omega^{1-1/\alpha} + 1 - \delta.$$

We then solve for the equilibrium wage $\omega = 1.5791$ using (4.11). Finally, we compute the power law exponent of the wealth distribution using Theorem 4.3. The theoretical value is $\zeta = 1.0814$.

Figure 4.1a shows the histogram of the log wealth from a simulation with 100,000 agents, where initial capital is normalized to $k_0 = 1$. The log wealth distribution seems to have exponential tails, which corresponds to the wealth distribution having Pareto tails. Letting $F(x)$ be the empirical cumulative distribution function, Figure 4.1b shows the tail probability $(F(x)/F(0))$ for $x < k_0 = 1$, and $(1 - F(x))/(1 - F(0))$ for $x > k_0 = 1$ in a log-log plot. The straight line patterns in Figure 4.1b indicate that the tails of wealth distribution are Pareto. Estimating the upper tail exponent by maximum likelihood (Hill, 1975) using the largest 10% of observations, we obtain $\hat{\zeta} = 1.0485$, close to the theoretical value.

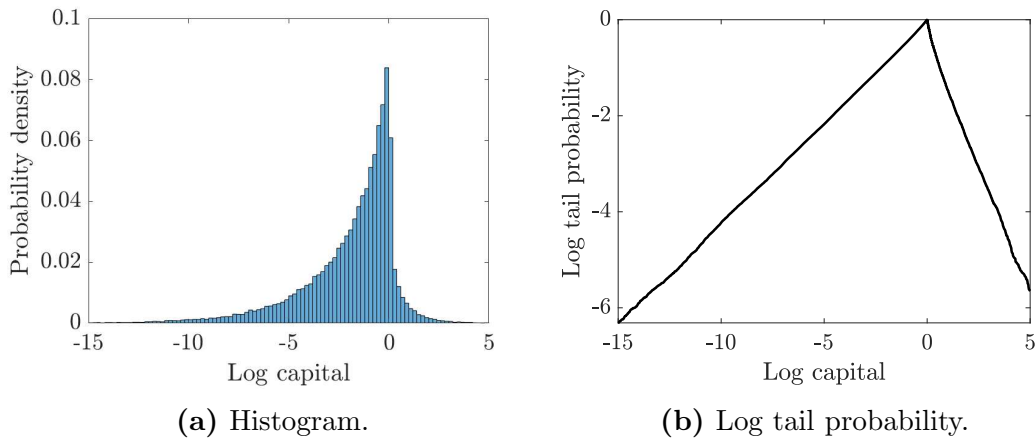


Figure 4.1: Wealth distribution of the Aiyagari economy.

4.2 Possible extensions and discussion of literature

The Aiyagari model in Section 4.1 is the simplest possible heterogeneous-agent model that generates wealth distributions with Pareto tails in a Markovian setting. Many of the assumptions can be relaxed, for example: (i) Workers can make labor/leisure and consumption/savings choices optimally; (ii) Capitalists and workers may constitute the same household, as in Angeletos (2007) or Nirei and Aoki (2016); (iii) Capitalists' utility function can be any homothetic function, such as additive CRRA (constant relative risk aversion), Epstein-Zin, etc.; (iv) Capitalists can trade a risk-free asset. Relaxing the assumptions in this way does not qualitatively change the Pareto tail result, but makes the proofs more difficult (or impossible); however, one can always solve such models semi-analytically and compute the Pareto exponent by solving an equation similar to (4.12) numerically. The critical feature leading to Pareto tails is that the agents under consideration solve a homogeneous problem so that the policy functions become linear, and hence the law of motion for the size variable satisfies Gibrat's law.¹⁸

There are many examples of such models in the literature. However, most papers assume iid shocks,¹⁹ probably because there have been fewer tools available to study models in a Markovian setting. Benhabib, Bisin, and Zhu (2011) consider an overlapping generations model where the returns on wealth and income remain constant over the life cycle of the agent but change when the generation turns over. This way they are able to solve for the optimal consumption rule during the lifetime but allow for Markovian dynamics across generations using the results in de Saporta (2005). Toda (2014) considers a heterogeneous-agent model with Markovian shocks but the Pareto tail results hold only in the continuous-time limit, where shocks are Gaussian. Furthermore, he assumes that the idiosyncratic shock is conditionally iid, which rules out persistence in return heterogeneity, a point stressed by Cao and Luo (2017), who consider a continuous-time Markov switching model with two states.

Using our main results (Theorems 3.1–3.3), applied researchers may characterize the tail behavior of the size distribution in more complicated models in a Markovian setting. Applications of our results have begun to appear in recent literature. Toda (2019) uses them to prove that the wealth distribution in a (par-

¹⁸See Krebs (2003, 2006), Toda (2014), and many others for a discussion of such models.

¹⁹See, for example, Nirei and Souma (2007), Benhabib, Bisin, and Zhu (2015, 2016), Acemoglu and Cao (2015), Toda and Walsh (2015), Arkolakis (2016), Gabaix, Lasry, Lions, and Moll (2016), Nirei and Aoki (2016), Aoki and Nirei (2017), Jones and Kim (2018), and Kasa and Lei (2018).

ticular, analytically solvable) Huggett (1993) model has Pareto tails when agents have random discount factors. Gouin-Bonenfant and Toda (2018) show how to obtain accurate numerical solutions to more complicated heterogeneous-agent models by extrapolating the model outside the grid using the Pareto exponent implied by our results. Cao, Hyatt, Mukoyama, and Sager (2019) observe that our results can be used to characterize the tail behavior of the firm size distribution. Ma, Stachurski, and Toda (2019) prove that with sufficient heterogeneity in discount factors or returns on wealth, the ergodic wealth distribution arising from the solution to general income fluctuation problems has a Pareto tail. Finally, Stachurski and Toda (2019) prove that with constant discount factor and risk-free returns, the wealth distribution of heterogeneous-agent general equilibrium models inherits the tail behavior of income (which is empirically thinner than wealth). This indicates that multiplicative growth, either implied by stochastic discounting or returns on wealth, is key to generating Pareto tails in this class of models.

5 Power law in Japanese municipalities

As an empirical illustration, we apply the random growth model to a panel of Japanese municipality populations. The main question is whether the time series properties of population dynamics estimated from the panel are consistent with a Pareto exponent estimated from the cross-section.²⁰ We focus on the Japanese municipality data because the quality is high, it has a large cross-section (1,741 municipalities), and the census is conducted relatively frequently (every five years). We use the quinquennial census population of all Japanese municipalities in 1970–2010. Although there have been mergers of municipalities during this period, the Cabinet Office has compiled a spreadsheet that contains the population of all municipalities using the 2010 administrative boundaries.²¹ We use this raw data, with one exception. The city of Tokyo ceased to exist as an administrative unit in 1943 and was reorganized into 23 wards in 1947. We would like to regard Tokyo as constituting one economic and geographic unit, so we aggregate the population of these 23 wards to define the population of “Tokyo city”. Thus, the total number of municipalities in our data is $1,741 - 23 + 1 = 1,719$.

We first estimate the Pareto exponent for each year by maximum likelihood (Hill, 1975). For this exercise, for each census year we consider all municipali-

²⁰Dittmar (2019) discusses the emergence of Zipf’s law for European cities.

²¹<https://www5.cao.go.jp/keizai-shimon/kaigi/special/future/keizai-jinkou.data/file01.xls>

ties that have positive populations.²² To estimate the Pareto exponent, we use the quantile-based heuristic in Danielsson, Ergun, de Haan, and de Vries (2016) to select the threshold for the Pareto tail for each year, although using the largest 10% municipalities gives similar results. Figure 5.1 shows the estimated Pareto exponent together with a 95% confidence band. The Pareto exponent is stable at around 1.3, slightly larger than what is implied by Zipf’s law ($\alpha \approx 1$). Figure 5.2 displays the log-log plot of the rank size distribution of municipality populations in 1970 and 2010, together with the slope predicted from the Pareto distribution using the maximum likelihood estimates. Consistent with a Pareto tail, the plots show a straight-line pattern for population 10^5 or larger.

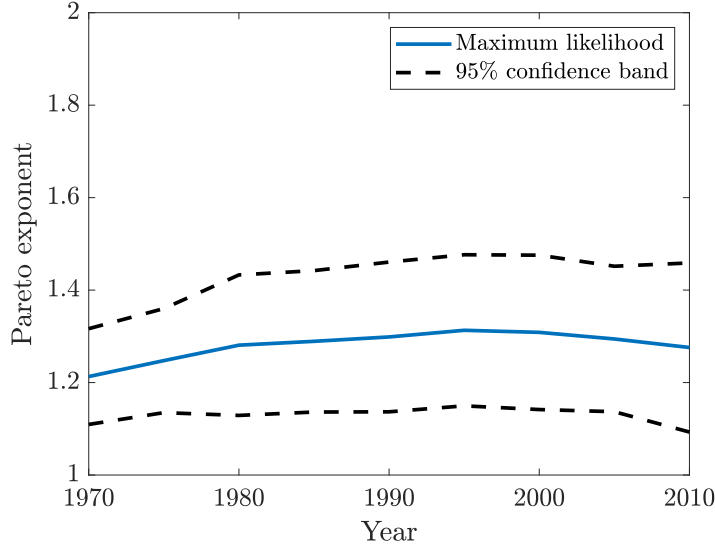


Figure 5.1: Pareto exponent of Japanese municipality populations.

Are the time series properties of the population dynamics consistent with a power law in the cross-section? To answer this question, we estimate a random growth model for the population dynamics and compute the theoretical Pareto exponent. For this exercise, we consider all 1,718 municipalities that have positive population, and we assume that the relative size (population of a municipality divided by the sum across all municipalities) S_{it} of municipality i in year t follows the random growth process

$$S_{i,t+1} = G_{i,t+1} S_{it},$$

²²Among all $1,719 \times 9 = 15,471$ municipality-year observations, only one has zero population (Miyake Village in Tokyo Prefecture, in 2000). Miyake Village consists of the entire Miyake Island, which is a volcanic island off the Pacific coast of Japan that erupted in 2000. Because the villagers were ordered to evacuate from September 2, 2000 to February 1, 2005, and the census is conducted in October, the village population in October 2000 was zero.

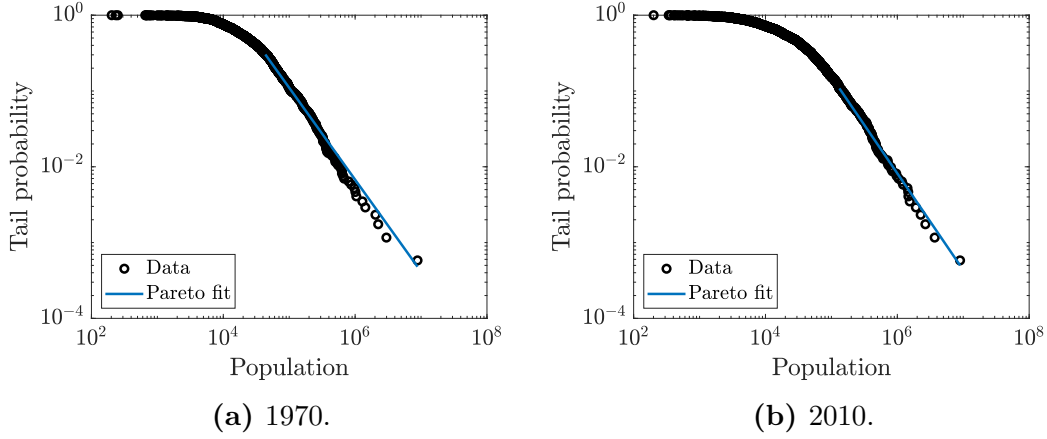


Figure 5.2: Log-log plot of rank size distribution of municipality populations.

where $G_{i,t+1}$ is the gross growth rate of the relative size of municipality i from census year t to $t + 1$. Following the setting in Section 3, suppose that there are N states indexed by $n = 1, \dots, N$ and in state n the growth rate is lognormally distributed, so

$$\log G_{i,t+1} \mid n_{it} = n \sim N(\mu_n, \sigma_n^2),$$

where n_{it} is the state of municipality i in year t . For the number of states, we consider $N = 1, \dots, 5$ (increasing N further does not change the results) and estimate the model using the Hamilton (1989) filter (see Appendix F for details). After estimating the transition probability matrix $\Pi = (\pi_{nn'})$, conditional means $\mu = (\mu_1, \dots, \mu_N)^\top$, and standard deviations $\sigma = (\sigma_1, \dots, \sigma_N)^\top$, we compute the implied Pareto exponent $\alpha > 0$ by solving the equation

$$(1 - p)\rho(\Pi \text{diag}(e^{\mu_1 s + \sigma_1^2 s^2/2}, \dots, e^{\mu_N s + \sigma_N^2 s^2/2})) = 1, \quad (5.1)$$

which corresponds to the formula (3.6) in Theorem 3.1. (See Remark 3.6 to understand why (3.6) reduces to (5.1).)

Computing the Pareto exponent α from (5.1) requires choosing the stopping probability $p > 0$ (or mean age of municipality $1/p$). There is no data on the birth of municipalities, but by Theorem 3.5(i) α is monotonically decreasing in the mean age $1/p$, so we may consider reasonable upper and lower bounds for mean age. Because the Tokugawa shogunate ended and Japan transitioned to a market-based modern economy in 1868 (Meiji Restoration), a reasonable lower bound for the mean age of municipalities is 150 years. On the other hand, because eastern Japan (including the Tokyo area) was undeveloped before 1185 when the Kamakura shogunate started, a reasonable upper bound for the mean age of municipalities

is 1,000 years. Taking a number somewhere in the middle, we also consider 400 years, which is a plausible number because the Tokugawa shogunate (which chose Edo—modern Tokyo—as capital) started in 1603. Figure 5.3 shows the implied Pareto exponents computed from (5.1) for stopping probability p corresponding to the mean age $\bar{T} = 150, 400, 1000$ as well as the empirical Pareto exponent for 2010 (1.31).

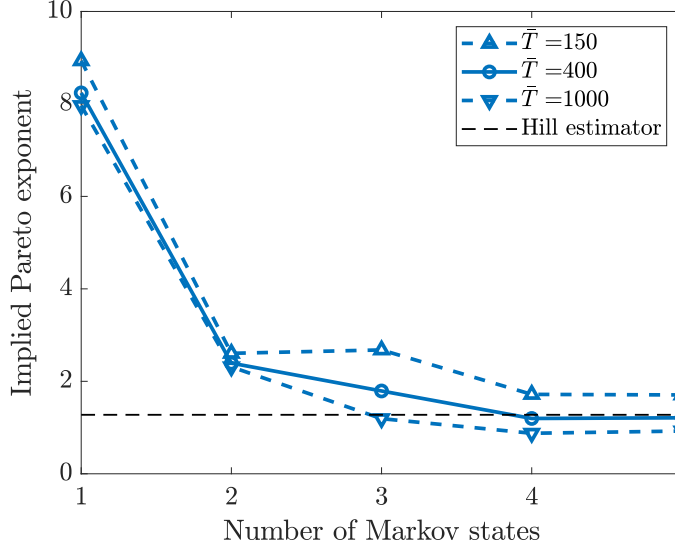


Figure 5.3: Implied Pareto exponent computed from (5.1) using the estimated random growth model with fixed values of p corresponding to mean municipality age $\bar{T} = 150, 400, 1000$. We also display the Hill estimate of the Pareto exponent using the 2010 cross-section.

If we assume the model is iid ($N = 1$) as in Reed (2001) and many other studies, the implied Pareto exponent is around 8–9, which is wildly inconsistent with the value estimated from the cross-section (about 1.3). When we increase the number of states, the implied Pareto exponent roughly monotonically decreases and converges to a number around 0.9–1.7 depending on the choice of \bar{T} , which is exactly centered around the value estimated from the cross-section (about 1.3) and not so different from the 95% confidence interval in Figure 5.1. Therefore the emergence of a power law in municipality populations seems to be consistent with a random growth model, but only after allowing for Markovian dynamics. The reason why it is important to consider Markov dependence is because Markov processes can be persistent, in which case the Pareto exponent becomes smaller by Theorem 3.5(iv). In fact, the absolute value of the second largest eigenvalue of the estimated transition probability matrix, which is a relevant measure for the persistence of a Markov chain (Rosenthal, 1995), is 0.83–0.98 depending on the

choice of N , which is large. This is another reason why our non-iid results in Section 3 are useful.

6 Final remarks

We have developed new results demonstrating that stopped random growth processes with Markov-modulated multiplicative shocks and state-dependent stopping probabilities robustly exhibit power laws, and have provided a simple equation characterizing the tail exponents. Our results can be used to study the distributions of income, wealth, and other quantities of interest generated by dynamic models commonly used in economics and other fields. In particular, we have shown how our results may be used to determine the Pareto exponents for the wealth distribution in a simple Aiyigari economy with idiosyncratic investment risk. We have also used our results to show that a random growth model fitted to Japanese municipality population data implies an upper Pareto exponent consistent with cross-sectional econometric estimates and roughly consistent with Zipf’s law, but only when that model incorporates Markov-modulation with several states.

There remains significant scope for modifying or generalizing our results to broaden the scope of potential applications. In joint research with Won-Ki Seo, we are in the process of developing a version of our results applicable to economic models formulated in continuous-time. In a continuous-time setting, a Markov additive process may be viewed as a Lévy process whose Lévy exponent varies with a latent Markov state, and which may be subject to additional jumps triggered by Markov switching. Stopping occurs at a state-dependent Poisson rate. Pareto exponents for the stopped process solve an equation formulated in terms of the infinitesimal generator of the latent Markov state and the state-dependent Lévy exponents, jump mgfs, and Poisson stopping rates. A preliminary manuscript detailing the results we have obtained thus far is available on request.

Another way to broaden the scope of applicability of our results would be to allow for a continuous Markov state-space. Such an extension may entail replacing the matrices used to formulate the present version of our results with linear operators on a suitable infinite-dimensional Banach space. In such a space we may apply the Krein-Rutman theorem in place of the Perron-Frobenius theorem. In place of the results on simple poles of matrix-valued functions of a complex variable (Proposition C.1), we may apply versions of those results for operator-valued functions obtained by Beare and Seo (2019) and Franchi and Paruolo (2019) in the context of developing representation theory for cointegrated functional time series.

Further technical issues to be resolved are the subject of our ongoing research.

References

- Daron Acemoglu and Dan Cao. Innovation by entrants and incumbents. *Journal of Economic Theory*, 157:255–294, May 2015. doi:[10.1016/j.jet.2015.01.001](https://doi.org/10.1016/j.jet.2015.01.001).
- Lars V. Ahlfors. *Complex Analysis*. McGraw-Hill, New York, third edition, 1979.
- S. Rao Aiyagari. Uninsured idiosyncratic risk and aggregate saving. *Quarterly Journal of Economics*, 109(3):659–684, August 1994. doi:[10.2307/2118417](https://doi.org/10.2307/2118417).
- Sherzod B. Akhundjanov and Alexis Akira Toda. Is Gibrat’s “economic inequality” lognormal? *Empirical Economics*, 2019. doi:[10.1007/s00181-019-01719-z](https://doi.org/10.1007/s00181-019-01719-z).
- Lee Altenberg. Resolvent positive linear operators exhibit the reduction phenomenon. *Proceedings of the National Academy of Sciences*, 109(10):3705–3710, 2012. doi:[10.1073/pnas.1113833109](https://doi.org/10.1073/pnas.1113833109).
- Lee Altenberg. On the ordering of spectral radius product $r(\mathbf{A})r(\mathbf{AD})$ versus $r(\mathbf{A}^2\mathbf{D})$ and related applications. *SIAM Journal on Matrix Analysis and Applications*, 34(3):978–998, 2013. doi:[10.1137/130906179](https://doi.org/10.1137/130906179).
- George-Marios Angeletos. Uninsured idiosyncratic investment risk and aggregate saving. *Review of Economic Dynamics*, 10(1):1–30, January 2007. doi:[10.1016/j.red.2006.11.001](https://doi.org/10.1016/j.red.2006.11.001).
- Shuhei Aoki and Makoto Nirei. Zipf’s law, Pareto’s law, and the evolution of top incomes in the United States. *American Economic Journal: Macroeconomics*, 9(3):36–71, July 2017. doi:[10.1257/mac.20150051](https://doi.org/10.1257/mac.20150051).
- Yoshiyuki Arata. Firm growth and Laplace distribution: The importance of large jumps. *Journal of Economic Dynamics and Control*, 103:63–82, June 2019. doi:[10.1016/j.jedc.2019.01.009](https://doi.org/10.1016/j.jedc.2019.01.009).
- Costas Arkolakis. A unified theory of firm selection and growth. *Quarterly Journal of Economics*, 131(1):89–155, February 2016. doi:[10.1093/qje/qjv039](https://doi.org/10.1093/qje/qjv039).
- Søren Asmussen. *Applied Probability and Queues*, volume 51 of *Applications of Mathematics: Stochastic Modelling and Applied Probability*. Springer, second edition, 2003.
- Robert L. Axtell. Zipf distribution of U.S. firm sizes. *Science*, 293(5536):1818–1820, September 2001. doi:[10.1126/science.1062081](https://doi.org/10.1126/science.1062081).
- Bojan Basrak, Richard A. Davis, and Thomas Mikosch. Regular variation of GARCH processes. *Stochastic Processes and their Applications*, 99(1):95–115, May 2002. doi:[10.1016/S0304-4149\(01\)00156-9](https://doi.org/10.1016/S0304-4149(01)00156-9).

- Brendan K. Beare and Won-Ki Seo. Representation of $I(1)$ and $I(2)$ autoregressive Hilbertian processes. *Econometric Theory*, 2019. doi:[10.1017/S0266466619000276](https://doi.org/10.1017/S0266466619000276). Forthcoming.
- Brendan K. Beare, Juwon Seo, and Won-Ki Seo. Cointegrated linear processes in Hilbert space. *Journal of Time Series Analysis*, 38(6):1010–1027, November 2017. doi:[10.1111/jtsa.12251](https://doi.org/10.1111/jtsa.12251).
- Jess Benhabib and Alberto Bisin. Skewed wealth distributions: Theory and empirics. *Journal of Economic Literature*, 56(4):1261–1291, December 2018. doi:[10.1257/jel.20161390](https://doi.org/10.1257/jel.20161390).
- Jess Benhabib, Alberto Bisin, and Shenghao Zhu. The distribution of wealth and fiscal policy in economies with finitely lived agents. *Econometrica*, 79(1):123–157, January 2011. doi:[10.3982/ECTA8416](https://doi.org/10.3982/ECTA8416).
- Jess Benhabib, Alberto Bisin, and Shenghao Zhu. The wealth distribution in Bewley economies with capital income risk. *Journal of Economic Theory*, 159(A):489–515, September 2015. doi:[10.1016/j.jet.2015.07.013](https://doi.org/10.1016/j.jet.2015.07.013).
- Jess Benhabib, Alberto Bisin, and Shenghao Zhu. The distribution of wealth in the Blanchard-Yaari model. *Macroeconomic Dynamics*, 20:466–481, March 2016. doi:[10.1017/S1365100514000066](https://doi.org/10.1017/S1365100514000066).
- Olivier J. Blanchard. Debt, deficits, and finite horizons. *Journal of Political Economy*, 93(2):223–247, April 1985. doi:[10.1086/261297](https://doi.org/10.1086/261297).
- Jaroslav Borovička and John Stachurski. Necessary and sufficient conditions for existence and uniqueness of recursive utilities. *Journal of Finance*, 2019. URL <https://arxiv.org/abs/1710.06526>. Forthcoming.
- Leonard Breiman. On some limit theorems similar to the arc-sin law. *Theory of Probability & Its Applications*, 10(2):323–331, 1965. doi:[10.1137/1110037](https://doi.org/10.1137/1110037).
- Dan Cao and Wenlan Luo. Persistent heterogeneous returns and top end wealth inequality. *Review of Economic Dynamics*, 26:301–326, October 2017. doi:[10.1016/j.red.2017.10.001](https://doi.org/10.1016/j.red.2017.10.001).
- Dan Cao, Henry R. Hyatt, Toshihiko Mukoyama, and Erick Sager. Firm growth through new establishments. 2019. URL <https://ssrn.com/abstract=3361451>.
- David G. Champernowne. A model of income distribution. *Economic Journal*, 63(250):318–351, June 1953. doi:[10.2307/2227127](https://doi.org/10.2307/2227127).
- Alex Coad. The exponential age distribution and the Pareto firm size distribution. *Journal of Industry, Competition and Trade*, 10(3-4):389–395, 2010. doi:[10.1007/s10842-010-0071-4](https://doi.org/10.1007/s10842-010-0071-4).
- Jeffrey F. Collamore. Random recurrence equations and ruin in a Markov-dependent stochastic economic environment. *Annals of Applied Probability*, 19(4):1404–1458, August 2009. doi:[10.1214/08-AAP584](https://doi.org/10.1214/08-AAP584).

- Jon Danielsson, Lerby M. Ergun, Laurens de Haan, and Casper G. de Vries. Tail index estimation: Quantile driven threshold selection. 2016. URL <https://ssrn.com/abstract=2717478>.
- Richard A. Davis and Thomas Mikosch. The sample autocorrelations of heavy-tailed processes with applications to ARCH. *Annals of Statistics*, 26(5):2049–2080, October 1998. doi:[10.1214/aos/1024691368](https://doi.org/10.1214/aos/1024691368).
- Jeremiah Dittmar. Historical change in European city populations: The emergence of Zipf’s law. 2019.
- Ludwig Elsner, Charles R. Johnson, and José António Dias da Silva. The Perron root of a weighted geometric mean of nonnegative matrices. *Linear and Multilinear Algebra*, 24(1):1–13, November 1988. doi:[10.1080/03081088808817892](https://doi.org/10.1080/03081088808817892).
- Robert F. Engle, editor. *ARCH: Selected Readings*. Oxford University Press, Oxford, UK, 1995.
- Robert F. Engle and Clive W. J. Granger. Co-integration and error correction: Representation, estimation and testing. *Econometrica*, 55(2):251–276, March 1987. doi:[10.2307/1913236](https://doi.org/10.2307/1913236).
- Leland E. Farmer and Alexis Akira Toda. Discretizing nonlinear, non-Gaussian Markov processes with exact conditional moments. *Quantitative Economics*, 8(2):651–683, July 2017. doi:[10.3982/QE737](https://doi.org/10.3982/QE737).
- Massimo Franchi and Paolo Paruolo. Cointegration in functional autoregressive processes. *Econometric Theory*, 2019. doi:[10.1017/S0266466619000306](https://doi.org/10.1017/S0266466619000306). Forthcoming.
- Xavier Gabaix. Zipf’s law for cities: An explanation. *Quarterly Journal of Economics*, 114(3):739–767, August 1999. doi:[10.1162/003355399556133](https://doi.org/10.1162/003355399556133).
- Xavier Gabaix. Power laws in economics and finance. *Annual Review of Economics*, 1:255–293, 2009. doi:[10.1146/annurev.economics.050708.142940](https://doi.org/10.1146/annurev.economics.050708.142940).
- Xavier Gabaix. Power laws in economics: An introduction. *Journal of Economic Perspectives*, 30(1):185–206, Winter 2016. doi:[10.1257/jep.30.1.185](https://doi.org/10.1257/jep.30.1.185).
- Xavier Gabaix, Parameswaran Gopikrishnan, Vasiliki Plerou, and H. Eugene Stanley. Institutional investors and stock market volatility. *Quarterly Journal of Economics*, 121(2):461–504, May 2006. doi:[10.1162/qjec.2006.121.2.461](https://doi.org/10.1162/qjec.2006.121.2.461).
- Xavier Gabaix, Jean-Michel Lasry, Pierre-Louis Lions, and Benjamin Moll. The dynamics of inequality. *Econometrica*, 84(6):2071–2111, November 2016. doi:[10.3982/ECTA13569](https://doi.org/10.3982/ECTA13569).
- Robert Gibrat. *Les Inégalités Économiques*. Librairie du Recueil Sirey, Paris, 1931.

- Kristian Giesen and Jens Suedekum. City age and city size. *European Economic Review*, 71:193–208, October 2014. doi:[10.1016/j.euroecorev.2014.07.006](https://doi.org/10.1016/j.euroecorev.2014.07.006).
- Kristian Giesen, Arndt Zimmermann, and Jens Suedekum. The size distribution across all cities—double Pareto lognormal strikes. *Journal of Urban Economics*, 68(2):129–137, September 2010. doi:[10.1016/j.jue.2010.03.007](https://doi.org/10.1016/j.jue.2010.03.007).
- Émilien Gouin-Bonenfant and Alexis Akira Toda. Pareto extrapolation: Bridging theoretical and quantitative models of wealth inequality. 2018. URL <https://ssrn.com/abstract=3260899>.
- Sidney West Graham and Jeffrey D. Vaaler. A class of extremal functions for the Fourier transform. *Transactions of the American Mathematical Society*, 265(1):283–302, May 1981. doi:[10.1090/S0002-9947-1981-0607121-1](https://doi.org/10.1090/S0002-9947-1981-0607121-1).
- James D. Hamilton. A new approach to the economic analysis of nonstationary time series and the business cycle. *Econometrica*, 57(2):357–384, March 1989. doi:[10.2307/1912559](https://doi.org/10.2307/1912559).
- Bruce M. Hill. A simple general approach to inference about the tail of a distribution. *Annals of Statistics*, 3(5):1163–1174, September 1975. doi:[10.1214/aos/1176343247](https://doi.org/10.1214/aos/1176343247).
- Roger A. Horn and Charles R. Johnson. *Matrix Analysis*. Cambridge University Press, New York, second edition, 2013.
- James S. Howland. Simple poles of operator-valued functions. *Journal of Mathematical Analysis and Applications*, 36(1):12–21, October 1971. doi:[10.1016/0022-247X\(71\)90015-1](https://doi.org/10.1016/0022-247X(71)90015-1).
- Mark Huggett. The risk-free rate in heterogeneous-agent incomplete-insurance economies. *Journal of Economic Dynamics and Control*, 17(5-6):953–969, September–November 1993. doi:[10.1016/0165-1889\(93\)90024-M](https://doi.org/10.1016/0165-1889(93)90024-M).
- Søren Johansen. Estimation and hypothesis testing of cointegration vectors in Gaussian vector autoregressive models. *Econometrica*, 59(6):1551–1580, November 1991. doi:[10.2307/2938278](https://doi.org/10.2307/2938278).
- Søren Johansen. *Likelihood-Based Inference in Cointegrated Vector Autoregressive Models*. Oxford University Press, Oxford, UK, 1995.
- Charles I. Jones and Jihee Kim. A Schumpeterian model of top income inequality. *Journal of Political Economy*, 126(5):1785–1826, October 2018. doi:[10.1086/699190](https://doi.org/10.1086/699190).
- Samuel Karlin. Classifications of selection-migration structures and conditions for a protected polymorphism. In Max K. Hecht, Bruce Wallace, and Ghillean T. Prance, editors, *Evolutionary Biology*, volume 14, chapter 2, pages 61–204. Plenum, New York, 1982.

- Kenneth Kasa and Xiaowen Lei. Risk, uncertainty, and the dynamics of inequality. *Journal of Monetary Economics*, 94:60–78, April 2018. doi:[10.1016/j.jmoneco.2017.11.008](https://doi.org/10.1016/j.jmoneco.2017.11.008).
- Harry Kesten. Random difference equations and renewal theory for products of random matrices. *Acta Mathematica*, 131(1):207–248, 1973. doi:[10.1007/BF02392040](https://doi.org/10.1007/BF02392040).
- Oren S. Klass, Ofer Biham, Moshe Levy, Ofer Malcai, and Sorin Solomon. The Forbes 400 and the Pareto wealth distribution. *Economics Letters*, 90(2):290–295, February 2006. doi:[10.1016/j.econlet.2005.08.020](https://doi.org/10.1016/j.econlet.2005.08.020).
- Jacob Korevaar. *Tauberian Theory: A Century of Developments*. Number 329 in Grundlehren der mathematischen Wissenschaften. Springer, Berlin, 2004.
- Samuel Kotz, Tomasz J. Kozubowski, and Krzysztof Podgórski. *The Laplace Distribution and Generalizations*. Birkhäuser, Boston, 2001.
- Tom Krebs. Human capital risk and economic growth. *Quarterly Journal of Economics*, 118(2):709–744, May 2003. doi:[10.1162/003355303321675491](https://doi.org/10.1162/003355303321675491).
- Tom Krebs. Recursive equilibrium in endogenous growth models with incomplete markets. *Economic Theory*, 29(3):505–523, 2006. doi:[10.1016/S0165-1889\(03\)00062-9](https://doi.org/10.1016/S0165-1889(03)00062-9).
- Peter D. Lax. *Linear Algebra and Its Applications*. John Wiley & Sons, Hoboken, NJ, second edition, 2007.
- Paul Lévy. *Théorie de l'Addition des Variables Aléatoires*. Gauthier-Villars, Paris, 1937.
- Eugene Lukacs. *Characteristic Functions*. Griffin, London, second edition, 1970.
- Erzo G. J. Luttmer. Selection, growth, and the size distribution of firms. *Quarterly Journal of Economics*, 122(3):1103–1144, August 2007. doi:[10.1162/qjec.122.3.1103](https://doi.org/10.1162/qjec.122.3.1103).
- Qingyin Ma, John Stachurski, and Alexis Akira Toda. The income fluctuation problem and the evolution of wealth. Revise and resubmit at *Journal of Economic Theory*, 2019. URL <https://arxiv.org/abs/1905.13045>.
- Susanna C. Manrubia and Damián H. Zanette. Stochastic multiplicative processes with reset events. *Physical Review E*, 59(5):4945–4948, 1999. doi:[10.1103/PhysRevE.59.4945](https://doi.org/10.1103/PhysRevE.59.4945).
- Thomas Mikosch and Cătălin Stărică. Limit theory for the sample autocorrelations and extremes of a GARCH (1,1) process. *Annals of Statistics*, 28(5):1427–1451, October 2000. doi:[10.1214/aos/1015957401](https://doi.org/10.1214/aos/1015957401).

- Ante Mimica. Exponential decay of measures and Tauberian theorems. *Journal of Mathematical Analysis and Applications*, 40(1):266–285, August 2016. doi:[10.1016/j.jmaa.2016.03.042](https://doi.org/10.1016/j.jmaa.2016.03.042).
- Michael Mitzenmacher. A brief history of generative models for power law and lognormal distributions. *Internet Mathematics*, 1(2):226–252, 2004. doi:[10.1080/15427951.2004.10129088](https://doi.org/10.1080/15427951.2004.10129088).
- Benjamin Moll. Productivity losses from financial frictions: Can self-financing undo capital misallocation? *American Economic Review*, 104(10):3186–3221, October 2014. doi:[10.1257/aer.104.10.3186](https://doi.org/10.1257/aer.104.10.3186).
- Kenji Nakagawa. Application of Tauberian theorem to the exponential decay of the tail probability of a random variable. *IEEE Transactions on Information Theory*, 53(9):3239–3249, September 2007. doi:[10.1109/TIT.2007.903114](https://doi.org/10.1109/TIT.2007.903114).
- Makoto Nirei and Shuhei Aoki. Pareto distribution of income in neoclassical growth models. *Review of Economic Dynamics*, 20:25–42, April 2016. doi:[10.1016/j.red.2015.11.002](https://doi.org/10.1016/j.red.2015.11.002).
- Makoto Nirei and Wataru Souma. A two factor model of income distribution dynamics. *Review of Income and Wealth*, 53(3):440–459, September 2007. doi:[10.1111/j.1475-4991.2007.00242.x](https://doi.org/10.1111/j.1475-4991.2007.00242.x).
- Vilfredo Pareto. La legge della domanda. *Giornale degli Economisti*, 10:59–68, January 1895.
- Vilfredo Pareto. *La Courbe de la Répartition de la Richesse*. Imprimerie Ch. Viret-Genton, Lausanne, 1896.
- Vilfredo Pareto. *Cours d’Économie Politique*, volume 2. F. Rouge, Lausanne, 1897.
- Lawrence R. Rabiner. A tutorial on hidden Markov models and selected applications in speech recognition. *Proceedings of the IEEE*, 77(2):257–286, February 1989. doi:[10.1109/5.18626](https://doi.org/10.1109/5.18626).
- William J. Reed. The Pareto, Zipf and other power laws. *Economics Letters*, 74(1):15–19, December 2001. doi:[10.1016/S0165-1765\(01\)00524-9](https://doi.org/10.1016/S0165-1765(01)00524-9).
- William J. Reed. On the rank-size distribution for human settlements. *Journal of Regional Science*, 42(1):1–17, February 2002. doi:[10.1111/1467-9787.00247](https://doi.org/10.1111/1467-9787.00247).
- William J. Reed. The Pareto law of incomes—an explanation and an extension. *Physica A*, 319(1):469–486, March 2003. doi:[10.1016/S0378-4371\(02\)01507-8](https://doi.org/10.1016/S0378-4371(02)01507-8).
- William J. Reed and Barry D. Hughes. From gene families and genera to incomes and internet file sizes: Why power laws are so common in nature. *Physical Review E*, 66(6):067103, December 2002. doi:[10.1103/PhysRevE.66.067103](https://doi.org/10.1103/PhysRevE.66.067103).

- William J. Reed and Barry D. Hughes. On the distribution of family names. *Physica A*, 319:579–590, March 2003. doi:[10.1016/S0378-4371\(02\)01455-3](https://doi.org/10.1016/S0378-4371(02)01455-3).
- William J. Reed and Murray Jorgensen. The double Pareto-lognormal distribution—a new parametric model for size distribution. *Communications in Statistics—Theory and Methods*, 33(8):1733–1753, 2004. doi:[10.1081/STA-120037438](https://doi.org/10.1081/STA-120037438).
- Alexander Roitershtein. One-dimensional linear recursions with Markov-dependent coefficients. *Annals of Applied Probability*, 17(2):572–608, April 2007. doi:[10.1214/105051606000000844](https://doi.org/10.1214/105051606000000844).
- Jeffrey S. Rosenthal. Convergence rates for Markov chains. *SIAM Review*, 37(3):387–405, September 1995. doi:[10.1137/1037083](https://doi.org/10.1137/1037083).
- R. Stuart G. Rutherford. Income distributions: A new model. *Econometrica*, 23(3):277–294, July 1955. doi:[10.2307/1910384](https://doi.org/10.2307/1910384).
- Benoîte de Saporta. Tail of the stationary solution of the stochastic equation $Y_{n+1} = a_n Y_n + b_n$ with Markovian coefficients. *Stochastic Processes and their Applications*, 115(12):1954–1978, December 2005. doi:[10.1016/j.spa.2005.06.009](https://doi.org/10.1016/j.spa.2005.06.009).
- Johannes M. Schumacher. Residue formulas for meromorphic matrices. In Christopher I. Byrnes and Anders Lindquist, editors, *Computational and Combinatorial Methods in Systems Theory*, pages 97–111. North-Holland, 1986.
- Johannes M. Schumacher. System-theoretic trends in econometrics. In Athanasios C. Antoulas, editor, *Mathematical System Theory: The Influence of R. E. Kalman*, pages 559–577. Springer, Berlin, 1991. doi:[10.1007/978-3-662-08546-2_32](https://doi.org/10.1007/978-3-662-08546-2_32).
- Herbert A. Simon. On a class of skew distribution functions. *Biometrika*, 42(3/4):425–440, December 1955. doi:[10.2307/2333389](https://doi.org/10.2307/2333389).
- Herbert A. Simon and Charles P. Bonini. The size distribution of business firms. *American Economic Review*, 48(4):607–617, September 1958.
- John Stachurski and Alexis Akira Toda. An impossibility theorem for wealth in heterogeneous-agent models with limited heterogeneity. *Journal of Economic Theory*, 182:1–24, July 2019. doi:[10.1016/j.jet.2019.04.001](https://doi.org/10.1016/j.jet.2019.04.001).
- Stanly Steinberg. Meromorphic families of compact operators. *Archive for Rational Mechanics and Analysis*, 31(5):372–379, December 1968. doi:[10.1007/BF00251419](https://doi.org/10.1007/BF00251419).
- Yeneng Sun. The exact law of large numbers via Fubini extension and characterization of insurable risks. *Journal of Economic Theory*, 126(1):31–69, January 2006. doi:[10.1016/j.jet.2004.10.005](https://doi.org/10.1016/j.jet.2004.10.005).

- John Sutton. Gibrat's legacy. *Journal of Economic Literature*, 35(1):40–59, March 1997.
- Alexis Akira Toda. Income dynamics with a stationary double Pareto distribution. *Physical Review E*, 83(4):046122, 2011. doi:[10.1103/PhysRevE.83.046122](https://doi.org/10.1103/PhysRevE.83.046122).
- Alexis Akira Toda. The double power law in income distribution: Explanations and evidence. *Journal of Economic Behavior and Organization*, 84(1):364–381, September 2012. doi:[10.1016/j.jebo.2012.04.012](https://doi.org/10.1016/j.jebo.2012.04.012).
- Alexis Akira Toda. Incomplete market dynamics and cross-sectional distributions. *Journal of Economic Theory*, 154:310–348, November 2014. doi:[10.1016/j.jet.2014.09.015](https://doi.org/10.1016/j.jet.2014.09.015).
- Alexis Akira Toda. A note on the size distribution of consumption: More double Pareto than lognormal. *Macroeconomic Dynamics*, 21(6):1508–1518, September 2017. doi:[10.1017/S1365100515000942](https://doi.org/10.1017/S1365100515000942).
- Alexis Akira Toda. Wealth distribution with random discount factors. *Journal of Monetary Economics*, 104:101–113, June 2019. doi:[10.1016/j.jmoneco.2018.09.006](https://doi.org/10.1016/j.jmoneco.2018.09.006).
- Alexis Akira Toda and Kieran Walsh. The double power law in consumption and implications for testing Euler equations. *Journal of Political Economy*, 123(5):1177–1200, October 2015. doi:[10.1086/682729](https://doi.org/10.1086/682729).
- Alexis Akira Toda and Kieran James Walsh. Fat tails and spurious estimation of consumption-based asset pricing models. *Journal of Applied Econometrics*, 32(6):1156–1177, September/October 2017. doi:[10.1002/jae.2564](https://doi.org/10.1002/jae.2564).
- Richard Vahrenkamp. Derivatives of the dominant root. *Applied Mathematics and Computation*, 2(1):29–39, 1976. doi:[10.1016/0096-3003\(76\)90018-7](https://doi.org/10.1016/0096-3003(76)90018-7).
- Philip Vermeulen. How fat is the top tail of the wealth distribution? *Review of Income and Wealth*, 64(2):357–387, June 2018. doi:[10.1111/roiw.12279](https://doi.org/10.1111/roiw.12279).
- David Vernon Widder. *The Laplace Transform*. Princeton University Press, Princeton, NJ, 1941.
- Herman O. A. Wold and Peter Whittle. A model explaining the Pareto distribution of wealth. *Econometrica*, 25(4):591–595, October 1957. doi:[10.2307/1905385](https://doi.org/10.2307/1905385).
- Menahem E. Yaari. Uncertain lifetime, life insurance, and the theory of the consumer. *Review of Economic Studies*, 32(2):137–150, April 1965. doi:[10.2307/2296058](https://doi.org/10.2307/2296058).
- G. Udny Yule. A mathematical theory of evolution, based on the conclusions of Dr. J. C. Willis, F.R.S. *Philosophical Transactions of the Royal Society B: Biological Sciences*, 213(402-410):21–87, January 1925. doi:[10.1098/rstb.1925.0002](https://doi.org/10.1098/rstb.1925.0002).
- George K. Zipf. *Human Behavior and the Principle of Least Effort*. Addison Wesley, Cambridge, MA, 1949.

Appendices

A Proof of Tauberian theorem

The proof of Theorem 2.1 uses a technique developed in [Graham and Vaaler \(1981\)](#). Define

$$E(x) = \begin{cases} e^{-x} & \text{for } x \geq 0, \\ 0 & \text{for } x < 0. \end{cases}$$

Fix $\lambda > 0$, let $\omega = 2\pi/\lambda$, and define the continuous functions $K_\lambda(x), k_\lambda(x)$ by

$$K_\lambda(x) = \left(\frac{\sin \lambda x/2}{\lambda/2} \right)^2 \left[\sum_{n=0}^{\infty} \frac{e^{-n\omega}}{(x - n\omega)^2} - \sum_{n=1}^{\infty} e^{-n\omega} \left(\frac{1}{x - n\omega} - \frac{1}{x} \right) \right],$$

$$k_\lambda(x) = K_\lambda(x) - \left(\frac{\sin \lambda x/2}{\lambda x/2} \right)^2,$$

for all real x that are not integer multiples of ω . Note that this validly defines $K_\lambda(x)$ and $k_\lambda(x)$ for all real x since $\sin \lambda x/2 \sim (-1)^n \lambda(x - n\omega)/2$ around $x = n\omega$ for each integer n . We have the following lemma.

Lemma A.1. *K_λ and k_λ satisfy the following properties.*

- (i) $k_\lambda(x) \leq E(x) \leq K_\lambda(x)$ for all real x .
- (ii) K_λ and k_λ are absolutely integrable, with Fourier transforms \widehat{K}_λ and \widehat{k}_λ supported on $[-\lambda, \lambda]$ and satisfying

$$\widehat{K}_\lambda(0) = \frac{\omega}{1 - e^{-\omega}}, \quad \widehat{k}_\lambda(0) = \frac{\omega}{e^\omega - 1}.$$

Proof. See [Korevaar \(2004, Proposition 5.2\)](#). □

The following proof of Theorem 2.1 is an adaptation of arguments appearing in [Graham and Vaaler \(1981\)](#), [Korevaar \(2004, ch. 5\)](#), and [Nakagawa \(2007\)](#).

Proof of Theorem 2.1. Let F be the cdf of X , and fix $s \in (0, \alpha)$. Since $E(s(y - x))e^{sy} = e^{sx} \mathbb{1}(y \geq x)$, we have

$$e^{sx} \mathbb{P}(X \geq x) = \int_{-\infty}^{\infty} E(s(y - x))e^{sy} dF(y).$$

Noting that $|E(s(y - x))e^{sy}| \leq 1 \vee e^{\alpha x}$ and $|E(\alpha(y - x))e^{sy}| \leq e^{\alpha x}$, two applications of the dominated convergence theorem with dominating function $1 \vee e^{\alpha x}$

(constant as a function of y) reveal that

$$\begin{aligned} \lim_{s \uparrow \alpha} \int_{-\infty}^{\infty} E(s(y-x))e^{sy} dF(y) &= \int_{-\infty}^{\infty} E(\alpha(y-x))e^{\alpha y} dF(y) \\ &= \lim_{s \uparrow \alpha} \int_{-\infty}^{\infty} E(\alpha(y-x))e^{sy} dF(y). \end{aligned}$$

Therefore,

$$e^{\alpha x} P(X \geq x) = \lim_{s \uparrow \alpha} \int_{-\infty}^{\infty} E(\alpha(y-x))e^{sy} dF(y). \quad (\text{A.1})$$

For any $\lambda > 0$, Lemma A.1(i) implies that

$$\int_{-\infty}^{\infty} E(\alpha(y-x))e^{sy} dF(y) \leq \int_{-\infty}^{\infty} K_{\lambda}(\alpha(y-x))e^{sy} dF(y). \quad (\text{A.2})$$

Lemma A.1(ii) implies that $K_{\lambda}(\alpha(y-x))e^{sy}$, viewed as a function of x , is absolutely integrable with Fourier transform

$$\begin{aligned} \int_{-\infty}^{\infty} K_{\lambda}(\alpha(y-x))e^{sy}e^{-itx} dx &= \frac{1}{\alpha} \int_{-\infty}^{\infty} K_{\lambda}(w)e^{sy}e^{-it(y-w/\alpha)} dw \\ &= \frac{1}{\alpha} \widehat{K}_{\lambda}(t/\alpha)e^{(s-it)y}. \end{aligned}$$

Therefore, applying Fubini's theorem, we find that the Fourier transform of the upper bound in (A.2) is given by

$$\int_{-\infty}^{\infty} \frac{1}{\alpha} \widehat{K}_{\lambda}(t/\alpha)e^{(s-it)y} dF(y) = \frac{1}{\alpha} \widehat{K}_{\lambda}(t/\alpha)M(s-it).$$

This Fourier transform has support $[-\alpha\lambda, \alpha\lambda]$ by Lemma A.1(ii) so, applying the Fourier inversion theorem, we find that the upper bound in (A.2) satisfies

$$\int_{-\infty}^{\infty} K_{\lambda}(\alpha(y-x))e^{sy} dF(y) = \frac{1}{2\pi} \int_{-\alpha\lambda}^{\alpha\lambda} \frac{1}{\alpha} \widehat{K}_{\lambda}(t/\alpha)M(s-it)e^{itx} dt. \quad (\text{A.3})$$

In deriving (A.3) we have only assumed that the Laplace transform of F has right abscissa of convergence $\alpha \in (0, \infty)$. It must therefore be valid for the cdf

$$G(x) = \begin{cases} 1 - e^{-\alpha x} & \text{for } x \geq 0, \\ 0 & \text{for } x < 0, \end{cases}$$

whose Laplace transform is $\int_{-\infty}^{\infty} e^{zx} dG(x) = \frac{\alpha}{\alpha-z}$. In this case (A.3) specializes to

$$\int_{-\infty}^{\infty} K_{\lambda}(\alpha(y-x))e^{sy} dG(y) = \frac{1}{2\pi} \int_{-\alpha\lambda}^{\alpha\lambda} \frac{1}{\alpha} \widehat{K}_{\lambda}(t/\alpha) \frac{\alpha}{\alpha-s+it} e^{itx} dt. \quad (\text{A.4})$$

Combining (A.2), (A.3) and (A.4), we obtain

$$\begin{aligned} \int_{-\infty}^{\infty} E(\alpha(y-x))e^{sy} dF(y) &\leq \frac{1}{2\pi} \int_{-\alpha\lambda}^{\alpha\lambda} \frac{1}{\alpha} \widehat{K}_{\lambda}(t/\alpha) \left(M(s-it) + \frac{A}{s-it-\alpha} \right) e^{itx} dt \\ &\quad + \frac{A}{\alpha} \int_{-\infty}^{\infty} K_{\lambda}(\alpha(y-x))e^{sy} dG(y) \\ &=: I_1(s, x) + I_2(s, x). \end{aligned}$$

Let $H(z)$ denote the continuous extension of $M(z) + A(z-\alpha)^{-1}$ to \mathcal{S}_B^+ , which exists due to the definition of B . Fix $b \in (0, B)$. Since $H(z)$ is uniformly continuous on the compact set

$$\{z \in \mathbb{C} : 0 \leq \operatorname{Re} z \leq \alpha, -b \leq \operatorname{Im} z \leq b\},$$

it must be the case that

$$\lim_{s \uparrow \alpha} \sup_{t \in [-b, b]} |H(s-it) - H(\alpha-it)| = 0.$$

Consequently, setting $\lambda = b/\alpha$ we obtain

$$\lim_{s \uparrow \alpha} I_1(s, x) = \frac{1}{2\pi} \int_{-b}^b \frac{1}{\alpha} \widehat{K}_{b/\alpha}(t/\alpha) H(\alpha-it) e^{itx} dt,$$

and the Riemann-Lebesgue lemma then yields $\lim_{x \rightarrow \infty} \lim_{s \uparrow \alpha} I_1(s, x) = 0$. Next, applying the dominated convergence theorem we obtain

$$\begin{aligned} \lim_{s \uparrow \alpha} I_2(s, x) &= \frac{A}{\alpha} \int_{-\infty}^{\infty} K_{\lambda}(\alpha(y-x))e^{\alpha y} dG(y) \\ &= A \int_0^{\infty} K_{\lambda}(\alpha(y-x)) dy = \frac{A}{\alpha} \int_{-\alpha x}^{\infty} K_{\lambda}(w) dw. \end{aligned}$$

Letting $x \rightarrow \infty$ and noting that $\int_{-\infty}^{\infty} K_{\lambda}(w) dw = \widehat{K}_{\lambda}(0) = \omega/(1-e^{-\omega})$ by Lemma A.1(ii), we obtain

$$\lim_{x \rightarrow \infty} \lim_{s \uparrow \alpha} I_2(s, x) = \frac{A}{\alpha} \frac{\omega}{1-e^{-\omega}} = \frac{2\pi A/b}{1-e^{-2\pi\alpha/b}}.$$

Recalling (A.1), this establishes that

$$\limsup_{x \rightarrow \infty} e^{\alpha x} \mathbb{P}(X > x) \leq \frac{2\pi A/b}{1 - e^{-2\pi\alpha/b}}.$$

Since b can be chosen arbitrarily close to B , the claimed upper bound in (2.4) follows. The proof of the lower bound is similar. Sharpness of the bounds was demonstrated in Remark 2.2. \square

B Properties of nonnegative matrices

In this appendix we collect some properties of nonnegative matrices that are used throughout the paper. For a square (complex) matrix A , let $\rho(A)$ denote its spectral radius, i.e., the largest modulus of all eigenvalues, $|A|$ be the matrix obtained by taking the modulus of each entry of A , and $\|A\|$ be any matrix norm.

For matrices A, B of the same size, let $A \odot B$ denote the Hadamard (entry-wise) product, so for $A = (a_{mn})$ and $B = (b_{mn})$, we have $A \odot B = (a_{mn}b_{mn})$. For a nonnegative matrix $A = (a_{mn})$, let $A^{(\alpha)} = (a_{mn}^\alpha)$ denote the matrix of entry-wise powers. The following proposition shows that the spectral radius has a convexity property with respect to the Hadamard product.

Proposition B.1 (Theorem 1, [Elsner et al., 1988](#)). *Let A, B be nonnegative square matrices of the same size and $\theta \in (0, 1)$. Then*

$$\rho(A^{(1-\theta)} \odot B^{(\theta)}) \leq \rho(A)^{(1-\theta)} \rho(B)^\theta.$$

We call an $N \times N$ square matrix $A = (a_{mn})$ *irreducible* if for any m, n , there exist numbers $m = k_1, k_2, \dots, k_p = n$ ($1 \leq p \leq N$) such that the entries $a_{k_1 k_2}, a_{k_2 k_3}, \dots, a_{k_{p-1} k_p}$ are all nonzero. There are many different ways to characterize irreducibility: see Theorem 6.2.24 of [Horn and Johnson \(2013\)](#).

Proposition B.2. *For $N \times N$ complex matrices A, B , the following are true.*

- (i) *Gelfand's spectral radius formula: $\rho(A) = \lim_{k \rightarrow \infty} \|A^k\|^{1/k}$.*
- (ii) *If $|B| \leq A$, then $\rho(B) \leq \rho(|B|) \leq \rho(A)$.*
- (iii) *If A is nonnegative and irreducible, $|B| \leq A$, $\rho(A) = \rho(B)$, and $\lambda = e^{i\phi} \rho(B)$ is an eigenvalue of B , then there exist $\theta_1, \dots, \theta_N \in \mathbb{R}$ such that $B = e^{i\phi} D A D^{-1}$, where $D = \text{diag}(e^{i\theta_1}, \dots, e^{i\theta_N})$.*

Proof. Properties (i), (ii) and (iii) are, respectively, Corollary 5.6.14, Theorem 8.1.18 and Theorem 8.4.5 of [Horn and Johnson \(2013\)](#). \square

Perron-Frobenius theorem. *Let A be a square, nonnegative, and irreducible matrix. Then*

- (i) $\rho(A) > 0$,
- (ii) $\rho(A)$ is an eigenvalue of A (which is called the Perron root),
- (iii) there exist positive vectors x, y (called the right and left Perron vectors) such that $Ax = \rho(A)x$ and $y^\top A = \rho(A)y^\top$, and
- (iv) $\rho(A)$ is an algebraically (and hence geometrically) simple eigenvalue of A .

Proof. See Theorem 8.4.4 of [Horn and Johnson \(2013\)](#). \square

Proposition B.3. *The Perron root and vectors of an irreducible nonnegative matrix A depend differentiably on the entries of A .*

Proof. By a similar argument to the proof of [Lax \(2007, p. 130, Theorem 8\)](#), a simple eigenvalue and the corresponding eigenvector depend differentiably on the elements of the matrix. Since by the Perron-Frobenius theorem the Perron root is simple, the claim immediately follows. \square

Proposition B.4. *Let A be a square, nonnegative, and irreducible matrix, and B be a complex matrix of the same dimension. Then $\rho(A + zB)$ depends holomorphically on z in a neighborhood of $z = 0$.*

Proof. See [Vahrenkamp \(1976\)](#). \square

Proposition B.5. *Let Π be a stochastic matrix (i.e., it is nonnegative and its rows sum to one), D be a nonnegative diagonal matrix, and $f(t) = \rho((tI + (1 - t)\Pi)D)$ for $t \in [0, 1]$. Then $f'(t) \geq 0$.*

Proof. See [Karlin \(1982, Theorem 5.2\)](#) and [Altenberg \(2012, 2013\)](#). \square

C Simple poles of matrix-valued functions of a complex variable

In this appendix we state a result providing conditions under which a singularity in a matrix-valued function of a complex variable is a simple pole, and characterizing the residue of that pole. It is used to prove the main results of our paper.

Proposition C.1. *Let $A(z)$ be an $n \times n$ matrix-valued holomorphic function of $z \in \Omega$, where Ω is some open and connected subset of the complex plane. Suppose that $A(z)$ is invertible for some $z \in \Omega$. Then $A(z)$ has a meromorphic inverse $A(z)^{-1}$ on Ω , with poles at the points of noninvertibility of $A(z)$. If $A(z_0)$ has rank $r < n$ for some $z_0 \in \Omega$, so that $A(z)^{-1}$ has a pole at $z = z_0$, then the following four conditions are equivalent.*

- (i) *The pole at z_0 is simple.*
- (ii) *The geometric and algebraic multiplicities of the unit eigenvalue of $I - A(z_0)$ are equal.*
- (iii) *The $r \times r$ matrix $y^\top A'(z_0)x$ is invertible, where x and y can be any $n \times r$ matrices of full column rank such that $A(z_0)x = 0$ and $y^\top A(z_0) = 0$.*
- (iv) *The complex vector space \mathbb{C}^n is the direct sum of the column space of $A(z_0)$ and the image of the null space of $A(z_0)$ under $A'(z_0)$.*

Under any of these equivalent conditions, the residue of $A(z)^{-1}$ at the simple pole at $z = z_0$ is equal to $x(y^\top A'(z_0)x)^{-1}y^\top$.

Proof. Meromorphicity of $A(z)^{-1}$ when $A(z)$ is somewhere invertible was proved by Steinberg (1968). The equivalence of (i), (ii), and (iv) was proved by Howland (1971). Note that both of the authors just cited worked in a more general Banach space setting. The equivalence of (i) and (iii) and the residue formula were proved by Schumacher (1986); see also Schumacher (1991, pp. 562–563). \square

Remark C.1. Proposition C.1 is closely related to the Granger-Johansen representation theorem (Engle and Granger, 1987; Johansen, 1991). The connection was first commented upon by Schumacher (1991), who observed that the condition used by Johansen (1991) to guarantee that the solution to a vector autoregressive equation is integrated of order one, or I(1), corresponded to condition (iii). Johansen (1995, Corollary 4.3) gave a reformulation of the I(1) condition corresponding to condition (ii), while Beare, Seo, and Seo (2017) and Beare and Seo (2019) gave a reformulation of the I(1) condition corresponding to condition (iv), and used it to develop an extension of the Granger-Johansen representation theorem to a general Hilbert space setting. Condition (iv) is not used to prove any of the results in this paper but we have included it for the sake of completeness.

D Proofs of results in Section 3

Proof of Lemma 3.1. For each $n, n' \in \mathcal{N}$, define

$$\mathcal{I}_{nn'} = \{s \in \mathbb{R} : \mathbb{E}[e^{sX_1} \mid J_0 = n, J_1 = n'] < \infty\}.$$

Applying Hölder's inequality, for all $\theta \in (0, 1)$ and all $s_1, s_2 \in \mathcal{I}_{nn'}$, we obtain

$$\begin{aligned} & \mathbb{E}[e^{((1-\theta)s_1 + \theta s_2)X_1} \mid J_0 = n, J_1 = n'] \\ & \leq (\mathbb{E}[e^{s_1 X_1} \mid J_0 = n, J_1 = n'])^{1-\theta} (\mathbb{E}[e^{s_2 X_1} \mid J_0 = n, J_1 = n'])^\theta < \infty. \end{aligned} \quad (\text{D.1})$$

This shows that each $\mathcal{I}_{nn'}$ is convex and contains zero, implying that their intersection \mathcal{I} is convex and contains zero. It also shows that each entry of the matrix $M(s)$ is a log-convex function of $s \in \mathcal{I}$. Collecting (D.1) into a matrix we obtain

$$\begin{aligned} V \odot \Pi \odot M((1-\theta)s_1 + \theta s_2) & \leq V \odot \Pi \odot M(s_1)^{(1-\theta)} \odot M(s_2)^{(\theta)} \\ & = (V \odot \Pi \odot M(s_1))^{(1-\theta)} \odot (V \odot \Pi \odot M(s_2))^{(\theta)} \end{aligned}$$

entry-wise for all $\theta \in (0, 1)$ and all $s_1, s_2 \in \mathcal{I}$, where for a nonnegative matrix $A = (a_{nn'})$ we define $A^{(\theta)} = (a_{nn'}^\theta)$. By Propositions B.2(ii) and B.1, we obtain

$$\begin{aligned} \lambda((1-\theta)s_1 + \theta s_2) & = \rho(V \odot \Pi \odot M((1-\theta)s_1 + \theta s_2)) \\ & \leq \rho((V \odot \Pi \odot M(s_1))^{(1-\theta)} \odot (V \odot \Pi \odot M(s_2))^{(\theta)}) \\ & \leq \rho(V \odot \Pi \odot M(s_1))^{1-\theta} \rho(V \odot \Pi \odot M(s_2))^\theta \\ & = \lambda(s_1)^{1-\theta} \lambda(s_2)^\theta, \end{aligned}$$

which shows that $\lambda(s)$ is log-convex (and hence convex).

To show the uniqueness of α , let us first show that $\lambda(0) < 1$ if Assumption 3.1 holds. Since $V \odot \Pi \leq \Pi$ (because $v_{nn'} \leq 1$), by Proposition B.2(ii) we have $\lambda(0) = \rho(V \odot \Pi) \leq \rho(\Pi) = 1$, where we have used the fact that the spectral radius of a stochastic matrix is one (Horn and Johnson, 2013, Theorem 8.3.4). If it were true that $\lambda(0) = 1$, then since 1 is the Perron root of $V \odot \Pi$ (because it is an irreducible nonnegative matrix by Assumption 3.1), by Proposition B.2(iii) we would have $V \odot \Pi = D\Pi D^{-1}$, where $D = \text{diag}(e^{i\theta_1}, \dots, e^{i\theta_N})$ for some $\theta_1, \dots, \theta_N \in \mathbb{R}$. Comparing the (n, n') -th entries, we obtain $v_{nn'}\pi_{nn'} = e^{i(\theta_n - \theta_{n'})}\pi_{nn'}$. Taking the absolute value, we obtain $v_{nn'}\pi_{nn'} = \pi_{nn'}$ for all (n, n') , which contradicts the assertion in Assumption 3.1 that $v_{nn'} < 1$ and $\pi_{nn'} > 0$ for some (n, n') . Therefore

we must have $\lambda(0) < 1$.

Now suppose on the contrary that there are two numbers $0 < \alpha_1 < \alpha_2$ such that $\lambda(s) := \rho(V \odot \Pi \odot M(s))$ equals 1 for $s = \alpha_1, \alpha_2$. Let $\theta = \alpha_1/\alpha_2 \in (0, 1)$. Since $\lambda(0) < 1$, it follows from the convexity of λ that

$$1 = \lambda(\alpha_1) = \lambda(\theta\alpha_2 + (1 - \theta)0) \leq \theta\lambda(\alpha_2) + (1 - \theta)\lambda(0) = \theta + (1 - \theta)\lambda(0) < 1,$$

which is a contradiction. The case for $s = -\beta < 0$ is similar. \square

Proof of Theorem 3.1. Define the strip $\mathcal{S} = \{z \in \mathbb{C} : \operatorname{Re} z \in \mathcal{I}\}$ (Figure D.1). For each $z \in \mathcal{S}$ and $n, n' \in \mathcal{N}$ we have

$$\mathbb{E} [e^{zX_1} \mid J_0 = n, J_1 = n'] = \mathbb{E} [e^{(\operatorname{Re} z)X_1} \mid J_0 = n, J_1 = n'] < \infty,$$

and may therefore extend the domain of definition of $M(s)$ from \mathcal{I} to \mathcal{S} by letting $M(z)$ be the $N \times N$ matrix whose (n, n') -th entry is $\mathbb{E} [e^{zX_1} \mid J_0 = n, J_1 = n']$, a holomorphic function of z on the interior of \mathcal{S} .

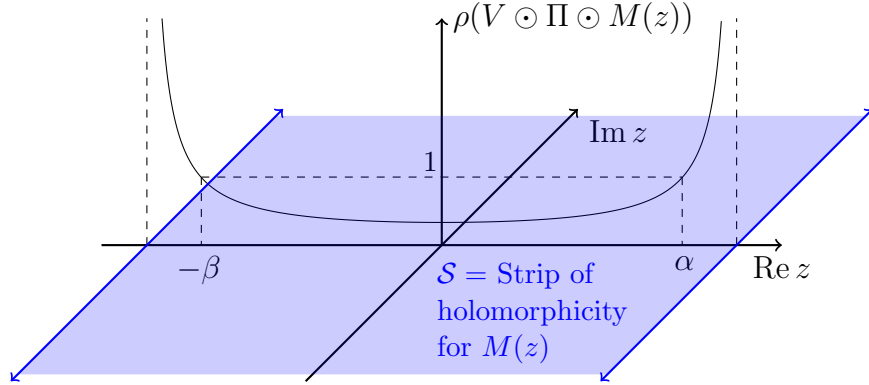


Figure D.1: Definition of \mathcal{S} .

We divide our proof into four steps, stated in *italics* as claims to be proved.

Step 1. Let e be the $N \times 1$ vector of ones, $t \in \{0\} \cup \mathbb{N}$, and $T \wedge t = \min \{T, t\}$. For $z \in \mathcal{S}$, let $M_{W,n}(t, z) := \mathbb{E} [e^{zW_{T \wedge t}} \mid J_0 = n]$ be the mgf of $W_{T \wedge t}$ conditional on $J_0 = n$ and $M_W(t, z) = (M_{W,1}(t, z), \dots, M_{W,N}(t, z))^\top$ be the vector of conditional moment generating functions. Then $M_W(0, z) = e$ and

$$M_W(t, z) = (V \odot \Pi \odot M(z))^t e + \sum_{k=0}^{t-1} (V \odot \Pi \odot M(z))^k ((E - V) \odot \Pi \odot M(z)) e \quad (\text{D.2})$$

for $t \geq 1$.

$M_W(0, z) = e$ is trivial since $W_0 = 0$ by definition. Suppose $t \geq 1$. Noting that the stopping time is $T = 1$ with probability $1 - v_{nn'}$ if $J_0 = n$ and $J_1 = n'$, by the law of iterated expectations we obtain

$$M_{W,n}(t, z) = \sum_{n'=1}^N \pi_{nn'} \left((1 - v_{nn'}) \mathbb{E} [e^{zX_1} \mid J_0 = n, J_1 = n'] \right. \\ \left. + v_{nn'} \mathbb{E} [e^{zW_{T \wedge t}} \mid J_0 = n, J_1 = n', T > 1] \right).$$

If $T > 1$, we can write $W_{T \wedge t} = W_{T \wedge t} - W_1 + X_1$ because $W_1 = X_1$. Since the increments of the Markov additive process depend only on the underlying states, $W_t - W_1$ and X_1 are conditionally independent given J_0, J_1 , so

$$\begin{aligned} & \mathbb{E} [e^{zW_{T \wedge t}} \mid J_0 = n, J_1 = n', T > 1] \\ &= \mathbb{E} [e^{z(W_{T \wedge t} - W_1)} \mid J_0 = n, J_1 = n', T > 1] \mathbb{E} [e^{zX_1} \mid J_0 = n, J_1 = n'] \\ &= M_{nn'}(z) \mathbb{E} [e^{z(W_{T \wedge t} - W_1)} \mid J_0 = n, J_1 = n', T > 1]. \end{aligned}$$

Using the definition of the Markov additive process (3.1) and considering the cases $T = 2, 3, \dots$, we obtain

$$\mathbb{E} [e^{z(W_{T \wedge t} - W_1)} \mid J_0 = n, J_1 = n', T > 1] = M_{W,n'}(t - 1, z).$$

Putting all the pieces together, we obtain

$$M_{W,n}(t, z) = \sum_{n'=1}^N \pi_{nn'} M_{nn'}(z) (1 - v_{nn'} + v_{nn'} M_{W,n'}(t - 1, z)). \quad (\text{D.3})$$

Expressing (D.3) using matrices, we obtain

$$M_W(t, z) = ((E - V) \odot \Pi \odot M(z))e + (V \odot \Pi \odot M(z))M_W(t - 1, z), \quad (\text{D.4})$$

where E is the $N \times N$ matrix with all entries equal to 1. Iterating (D.4) and using $M_W(0, z) = e$, we obtain (D.2).

Define the set

$$\mathcal{I}_1 = \{s \in \mathcal{I} : \rho(V \odot \Pi \odot M(s)) < 1\}.$$

The set \mathcal{I}_1 is convex and contains zero because $\lambda(s) = \rho(V \odot \Pi \odot M(s))$ is convex in s and $\lambda(0) < 1$ by Lemma 3.1. Define the strip $\mathcal{S}_1 = \{z \in \mathbb{C} : \operatorname{Re} z \in \mathcal{I}_1\}$ (Figure

D.2). Let I be the $N \times N$ identity matrix, and for $z \in \mathcal{S}$ define the matrix-valued function $H(z) = I - V \odot \Pi \odot M(z)$ as in (3.16).

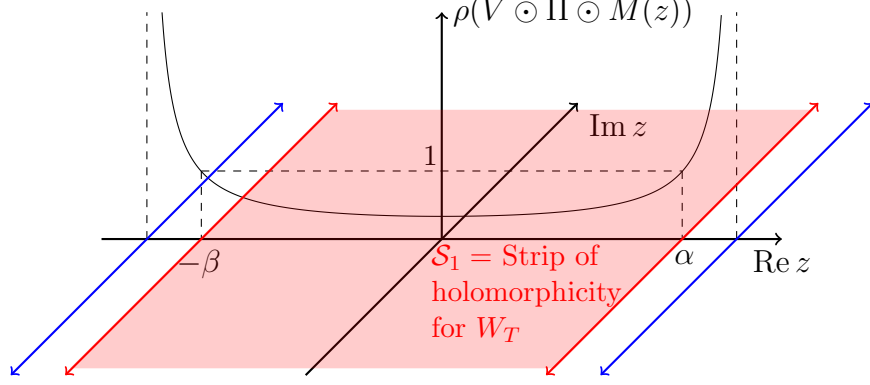


Figure D.2: Definition of \mathcal{S}_1 .

Step 2. For $z \in \mathcal{S}_1$, the matrix $H(z)$ is invertible and the mgf of W_T is given by

$$\mathbb{E}[e^{zW_T}] = \varpi^\top H(z)^{-1}((E - V) \odot \Pi \odot M(z))e, \quad (\text{D.5})$$

where ϖ is the $N \times 1$ vector of probabilities $\mathbb{P}(J_0 = n)$, $n = 1, \dots, N$.

For $z \in \mathcal{S}_1$, we have $\rho(V \odot \Pi \odot M(z)) \leq \rho(V \odot \Pi \odot M(\text{Re } z)) < 1$, where the first inequality follows from Proposition B.2(ii) and the second from the definition of \mathcal{S}_1 . Hence by Proposition B.2(i), $\|(V \odot \Pi \odot M(z))^k\|$ decays to zero at an exponential rate as $k \rightarrow \infty$ for any matrix norm $\|\cdot\|$ and any $z \in \mathcal{S}_1$. Hence the geometric series $\sum_{k=0}^{\infty} (V \odot \Pi \odot M(z))^k$ converges on \mathcal{S}_1 . However,

$$(I - V \odot \Pi \odot M(z)) \sum_{k=0}^K (V \odot \Pi \odot M(z))^k = I - (V \odot \Pi \odot M(z))^{K+1} \rightarrow I$$

as $K \rightarrow \infty$, so $H(z) = I - V \odot \Pi \odot M(z)$ is invertible on \mathcal{S}_1 and

$$H(z)^{-1} = \sum_{k=0}^{\infty} (V \odot \Pi \odot M(z))^k.$$

Therefore, using $\mathbb{E}[e^{zW_T}] = \lim_{t \rightarrow \infty} \mathbb{E}[e^{zW_{T \wedge t}}] = \varpi^\top M_W(\infty, z)$ for $z \in \mathcal{S}_1$ and (D.2), we obtain (D.5).

Step 3. Suppose there exists $\alpha > 0$ in the interior of \mathcal{I} such that $\rho(V \odot \Pi \odot M(\alpha)) = 1$. Then $H(z)^{-1}$ is well-defined and holomorphic on a punctured neighborhood of the singularity at $z = \alpha$, which is a simple pole.

Suppose there exists $\alpha > 0$ in the interior of \mathcal{I} such that (3.6) holds. Since by Assumption 3.1 $V \odot \Pi$ is irreducible nonnegative and $M(\alpha)$ is a positive matrix, $V \odot \Pi \odot M(\alpha)$ is also irreducible nonnegative. The Perron-Frobenius theorem (Appendix B) therefore implies that the spectral radius 1 is an eigenvalue of $V \odot \Pi \odot M(\alpha)$, called the Perron root. Let x, y be the right and left Perron vectors corresponding to the Perron root. Since x, y are positive, we can normalize them so that the entries of x, y sum to 1.

Since 1 is an eigenvalue of $V \odot \Pi \odot M(\alpha)$, we have $\det H(\alpha) = 0$. On the other hand, since $H(z)$ is invertible for $z \in \mathcal{S}_1 \subset \mathcal{S}$, we have $\det H(z) \neq 0$ for some $z \in \mathcal{S}$. Moreover, $H(z)$ and $\det H(z)$ inherit from $M(z)$ the property of holomorphicity on the interior of \mathcal{S} . Since $\det H(z)$ is nonconstant and holomorphic on the interior of \mathcal{S} with a zero at $z = \alpha$, that zero must be isolated (Ahlfors, 1979, p. 127), and therefore $H(z)$ is holomorphic on a neighborhood of $z = \alpha$ with an isolated point of noninvertibility at $z = \alpha$. Consequently, Proposition C.1 tells us that the inverse $H(z)^{-1}$ is holomorphic on a punctured neighborhood of the singularity at $z = \alpha$, and that this singularity is a simple pole if and only if the algebraic and geometric multiplicities of the eigenvalue 1 of $V \odot \Pi \odot M(\alpha)$ are equal. We know from the Perron-Frobenius theorem that both multiplicities are one; $H(z)^{-1}$ therefore has a simple pole at $z = \alpha$.

Step 4. The right-hand side of (D.5) is well-defined and holomorphic on a punctured neighborhood of the singularity at $z = \alpha$, which is a simple pole.

Proposition C.1 implies that the residue R of the simple pole α of $H(z)^{-1}$ is given by the $N \times N$ matrix

$$R = x(y^\top H'(\alpha)x)^{-1}y^\top =: cxy^\top, \quad (\text{D.6})$$

where $H'(z)$ is the matrix of derivatives of $H(z)$, x, y are the Perron vectors introduced above, and $c = (y^\top H'(\alpha)x)^{-1}$ is a nonzero scalar.

By assumption α belongs to the interior of \mathcal{S} , and we observed earlier that $M(z)$ is holomorphic on the interior of \mathcal{S} , so we may use the right-hand side of (D.5) to holomorphically extend $\mathbb{E}[e^{zW_T}]$ to a punctured neighborhood of α , which is a singularity. Let us show that this singularity is a simple pole by showing that

$$\lim_{z \rightarrow \alpha} (z - \alpha) \varpi^\top H(z)^{-1} ((E - V) \odot \Pi \odot M(z)) e \quad (\text{D.7})$$

exists and is nonzero. Since $H(z)^{-1}$ has a simple pole at $z = \alpha$ with residue R we

know that

$$\lim_{z \rightarrow \alpha} (z - \alpha)H(z)^{-1} = R,$$

and since $M(z)$ is continuous at $z = \alpha$ we know that $\lim_{z \rightarrow \alpha} M(z) = M(\alpha)$. Therefore the limit in (D.7) exists and is equal to

$$\varpi^\top R((E - V) \odot \Pi \odot M(\alpha))e = c\varpi^\top xy^\top((E - V) \odot \Pi \odot M(\alpha))e. \quad (\text{D.8})$$

We need to show that the residue (D.8) is nonzero. We know from (D.6) that $c \neq 0$, and we know that $\varpi^\top x > 0$ because $\varpi > 0$ and $x \gg 0$, so it suffices to show that

$$y^\top((E - V) \odot \Pi \odot M(\alpha))e \neq 0.$$

Noting that

$$y^\top((E - V) \odot \Pi \odot M(\alpha))e = \sum_{n,n'=1}^N y_n(1 - v_{nn'})\pi_{nn'}M_{nn'}(\alpha), \quad (\text{D.9})$$

and that $y_n(1 - v_{nn'})\pi_{nn'}M_{nn'}(\alpha)$ is nonnegative for all (n, n') and positive for some (n, n') under Assumption 3.1, we deduce that (D.9) is positive. Therefore our holomorphic extension of $E[e^{zW_T}]$ has a simple pole at $z = \alpha$.

The limit (3.7) now follows from Theorem 2.1 and Remark 2.3. A symmetric argument establishes the analogous result for the lower tail. \square

Proof of Theorem 3.2. Let $I_{\alpha,b} = \{z = \alpha + it : |t| < b\}$. We showed in the proof of Theorem 3.1 that $H(z)$ is holomorphic on the interior of \mathcal{S} with an isolated point of noninvertibility at $z = \alpha$. If also $H(z)$ is invertible on $I_{\alpha,b} \setminus \{\alpha\}$ then we may deduce that $H(z)$ is holomorphic on an open set containing $I_{\alpha,b}$ with a unique point of noninvertibility at $z = \alpha$. Therefore, Proposition C.1 implies that $H(z)^{-1}$ and thus $\varpi^\top H(z)^{-1}((E - V) \odot \Pi \odot M(z))e$ are holomorphic on an open set containing $I_{\alpha,b} \setminus \{\alpha\}$. In view of (D.5) the latter function constitutes a continuous extension of the mgf of W_T to the union of its strip of holomorphicity and $I_{\alpha,b} \setminus \{\alpha\}$; moreover, it was shown in the proof of Theorem 3.1 that the singularity at α is a simple pole with residue

$$(\text{D.8}) = -\frac{\varpi^\top xy^\top((E - V) \odot \Pi \odot M(\alpha))e}{y^\top(V \odot \Pi \odot M'(\alpha))x} = -C.$$

By applying Theorem 2.1 with $A = C$, we obtain (3.17).

If $z = \alpha$ is the unique point of noninvertibility of $H(z)$ on the axis $\text{Re } z = \alpha$,

then $B = \infty$. The limit (3.19) then follows from the last remark in Theorem 2.1. \square

Proof of Theorem 3.3. We divide our proof into three steps.

Step 1. Let X be a random variable and suppose that $|\mathbb{E}[e^{(\alpha+i\tau)X}]| = \mathbb{E}[e^{\alpha X}] < \infty$ for some $\tau > 0$. Then $\text{supp } X \subset a + (2\pi/\tau)\mathbb{Z}$ for some $a \in \mathbb{R}$. If $\mathbb{E}[e^{(\alpha+i\tau)X}] = \mathbb{E}[e^{\alpha X}]$, then we can take $a = 0$.

Using the triangle inequality, we obtain

$$\mathbb{E}[e^{\alpha X}] = |\mathbb{E}[e^{(\alpha+i\tau)X}]| \leq \mathbb{E}[|e^{(\alpha+i\tau)X}|] = \mathbb{E}[e^{\alpha X}].$$

Fix any support point $a \in \text{supp } X$. Since the triangle inequality holds with equality, it must be the case that $0 \leq e^{(\alpha+i\tau)x}/e^{(\alpha+i\tau)a} = e^{(\alpha+i\tau)(x-a)}$ for all $x \in \text{supp } X$. Therefore, for each $x \in \text{supp } X$, there exists $m \in \mathbb{Z}$ such that $\tau(x-a) = 2\pi m$, so $\text{supp } X \subset a + (2\pi/\tau)\mathbb{Z}$.

If $\mathbb{E}[e^{(\alpha+i\tau)X}] = \mathbb{E}[e^{\alpha X}]$, letting $p_m = \mathbb{P}(X = a + 2\pi m/\tau)$ we obtain

$$\begin{aligned} \sum_{m \in \mathbb{Z}} p_m e^{\alpha(a+2\pi m/\tau)} &= \mathbb{E}[e^{\alpha X}] = \mathbb{E}[e^{(\alpha+i\tau)X}] \\ &= \sum_{m \in \mathbb{Z}} p_m e^{(\alpha+i\tau)(a+2\pi m/\tau)} = e^{i\tau a} \sum_{m \in \mathbb{Z}} p_m e^{\alpha(a+2\pi m/\tau)}. \end{aligned}$$

Therefore $e^{i\tau a} = 1$, so there exists $m_0 \in \mathbb{Z}$ such that $a = 2\pi m_0/\tau$. We thus obtain

$$\text{supp } X \subset a + \frac{2\pi}{\tau}\mathbb{Z} = \frac{2\pi}{\tau}(m_0 + \mathbb{Z}) = \frac{2\pi}{\tau}\mathbb{Z}.$$

Step 2. If $H(\alpha + i\tau)$ is noninvertible, then for all $n, n' \in \mathcal{N}$ such that $\pi_{nn'} > 0$, there exists $a_{nn'} \in \mathbb{R}$ such that $\text{supp}(X_1 \mid J_0 = n, J_1 = n') \subset a_{nn'} + (2\pi/\tau)\mathbb{Z}$, with $a_{nn} = 0$ if $\pi_{nn} > 0$.

Without loss of generality we may assume $\tau > 0$. If $H(\alpha + i\tau)$ is noninvertible then 1 is an eigenvalue of $V \odot \Pi \odot M(\alpha + i\tau)$. Therefore $1 \leq \rho(V \odot \Pi \odot M(\alpha + i\tau))$. Since the (n, n') -th entry of $M(\alpha + i\tau)$ is the conditional moment generating function $\mathbb{E}[e^{(\alpha+i\tau)X_1} \mid J_0 = n, J_1 = n']$, by the triangle inequality we obtain $|M(\alpha + i\tau)| \leq M(\alpha)$ entry-wise. Since Π nonnegative and V is positive, by Proposition B.2(ii) we obtain

$$1 \leq \rho(V \odot \Pi \odot M(\alpha + i\tau)) \leq \rho(V \odot \Pi \odot |M(\alpha + i\tau)|) \leq \rho(V \odot \Pi \odot M(\alpha)) = 1.$$

Since all inequalities hold with equality and $V \odot \Pi \odot M(\alpha)$ is irreducible, and noting that 1 is an eigenvalue of $V \odot \Pi \odot M(\alpha + i\tau)$, by Proposition B.2(iii) we have

$$V \odot \Pi \odot M(\alpha + i\tau) = D(V \odot \Pi \odot M(\alpha + i\tau))D^{-1},$$

where $D = \text{diag}(e^{i\theta_1}, \dots, e^{i\theta_N})$ for some $\theta_1, \dots, \theta_N \in \mathbb{R}$. Comparing the (n, n') -th entries, we have

$$v_{nn'}\pi_{nn'} \mathbb{E} [e^{(\alpha+i\tau)X_1} \mid J_0 = n, J_1 = n'] = v_{nn'}\pi_{nn'} e^{i(\theta_n - \theta_{n'})} \mathbb{E} [e^{\alpha X_1} \mid J_0 = n, J_1 = n'] \quad (\text{D.10})$$

for all $n, n' \in \mathcal{N}$.

If $v_{nn'}\pi_{nn'} > 0$, taking the absolute value of (D.10) and dividing by $v_{nn'}\pi_{nn'} > 0$, we obtain $|\mathbb{E} [e^{(\alpha+i\tau)X_1} \mid J_0 = n, J_1 = n']| = \mathbb{E} [e^{\alpha X_1} \mid J_0 = n, J_1 = n']$. It now follows from the previous step that there exists $a_{nn'} \in \mathbb{R}$ such that $\text{supp}(X_1 \mid J_0 = n, J_1 = n') \subset a_{nn'} + (2\pi/\tau)\mathbb{Z}$.

If $v_{nn}\pi_{nn} > 0$, setting $n = n'$ in (D.10) and dividing by $v_{nn}\pi_{nn} > 0$, we obtain $\mathbb{E} [e^{(\alpha+i\tau)X_1} \mid J_0 = J_1 = n] = \mathbb{E} [e^{\alpha X_1} \mid J_0 = J_1 = n]$. Hence by the previous step we have $\text{supp}(X_1 \mid J_0 = J_1 = n) \subset (2\pi/\tau)\mathbb{Z}$, so we can take $a_{nn} = 0$.

Step 3. If $\text{supp}(X_1 \mid J_0 = n, J_1 = n') \subset (2\pi/\tau)\mathbb{Z}$ for all $n \in \mathcal{N}$, then $H(\alpha + i\tau)$ is noninvertible.

Fix any $n, n' \in \mathcal{N}$ and let $p_m = \mathbb{P}(X_1 = 2\pi m/\tau \mid J_0 = n, J_1 = n')$ for $m \in \mathbb{Z}$. Then

$$\begin{aligned} \mathbb{E} [e^{(\alpha+i\tau)X_1} \mid J_0 = n, J_1 = n'] &= \sum_{m \in \mathbb{Z}} p_m e^{(\alpha+i\tau)2\pi m/\tau} \\ &= \sum_{m \in \mathbb{Z}} p_m e^{2\pi \alpha m/\tau} = \mathbb{E} [e^{\alpha X_1} \mid J_0 = n, J_1 = n']. \end{aligned}$$

Since n, n' are arbitrary, we have $M(\alpha + i\tau) = M(\alpha)$, and consequently $H(\alpha + i\tau) = H(\alpha)$. We know that $H(z)$ is noninvertible at α , so it must also be noninvertible at $\alpha + i\tau$. \square

Proof of Theorem 3.4. Since S_0 is independent of W_T , the mgf of $\log S$ is the product of the mgfs of $\log S_0$ and W_T . The moment condition $\mathbb{E}[S_0^{\alpha+\epsilon}] < \infty$ ensures that the mgf of $\log S_0$ is holomorphic on the strip $0 < \text{Re } z < \alpha + \epsilon$, and clearly it cannot have a zero at α . The proof of Theorem 3.1 establishes that the mgf of W_T is holomorphic on the strip $0 < \text{Re } z < \alpha$ with a simple pole at α . Therefore the mgf of $\log S$ is also holomorphic on the strip $0 < \text{Re } z < \alpha$ with a simple pole

at α , and applying Theorem 2.1, it follows that the limits inferior and superior of $e^{\alpha x} \mathbb{P}(\log S > x)$ exist and are positive and finite. We thus obtain (3.20) by substituting $x = \log s$.

If $z = \alpha$ is the unique point of noninvertibility of $H(z)$ on $\operatorname{Re} z = \alpha$ then from Theorem 3.2 we have $\lim_{s \rightarrow \infty} s^\alpha \mathbb{P}(e^{W_T} > s) = C/\alpha$. The upper tail of the random variable e^{W_T} is therefore regularly varying with index $-\alpha$, and so by applying the well-known lemma of Breiman (1965) we obtain

$$\lim_{s \rightarrow \infty} s^\alpha \mathbb{P}(S > s) = \left(\lim_{s \rightarrow \infty} s^\alpha \mathbb{P}(e^{W_T} > s) \right) \left(\lim_{s \rightarrow \infty} \frac{\mathbb{P}(S_0 e^{W_T} > s)}{\mathbb{P}(e^{W_T} > s)} \right) = \frac{C}{\alpha} \mathbb{E}[S_0^\alpha],$$

as claimed. \square

Proof of Theorem 3.5. Define $F : [0, 1]^{N \times N} \times \mathbb{R}^{N \times N} \times \mathbb{R}_{++}^{N \times N} \times (0, 1) \times (0, \infty) \rightarrow \mathbb{R} \cup \{\infty\}$ by

$$F(\theta, s) = \rho(V \odot \Pi(\tau) \odot M(s; \mu, \sigma)) - 1,$$

where the spectral radius is understood to be ∞ whenever one or more entries of $M(s; \mu, \sigma)$ are infinite. Since the conditions of Theorem 3.1 are satisfied at the parameter value $\theta^0 = (V^0, \mu^0, \sigma^0, \tau^0)$, there exists $\alpha^0 > 0$ in the interior of \mathcal{I} such that $F(\theta^0, \alpha^0) = 0$. Let us show that there exists an open neighborhood U of (θ^0, α^0) such that F is finite on U . Clearly F is finite if and only if $\mathbb{E}[e^{s(\mu_{nn'} + \sigma_{nn'} Y_{nn'})}] < \infty$ for all n, n' . Since $\mathbb{E}[e^{s(\mu_{nn'} + \sigma_{nn'} Y_{nn'})}] = e^{s\mu_{nn'}} \mathbb{E}[e^{s\sigma_{nn'} Y_{nn'}}]$, it suffices to show that $\mathbb{E}[e^{s\sigma_{nn'} Y_{nn'}}] < \infty$ if $(s, \sigma_{nn'})$ is sufficiently close to $(\alpha^0, \sigma_{nn'}^0)$. However, this follows trivially from the definition of \mathcal{I} in (3.3) and the fact that α^0 lies in the interior of \mathcal{I} .

To prove our claim we apply the implicit function theorem. Proposition B.4 tells us that the spectral radius of an irreducible nonnegative square matrix varies holomorphically with local perturbations to the entries of that matrix. Therefore, noting that $V^0 \odot \Pi(\tau^0) \odot M(\alpha^0; \mu^0, \sigma^0)$ is irreducible nonnegative and that the entries of $M(s; \mu, \sigma) = (\mathbb{E}[e^{s(\mu_{nn'} + \sigma_{nn'} Y_{nn'})}])_{n, n' \in \mathcal{N}}$ and $\Pi(\tau)$ are continuously differentiable with respect to V, μ, σ, τ, s , we find that F is continuously differentiable on U . By Lemma 3.1, the spectral radius $\rho(V \odot \Pi \odot M(s))$ is convex in s and strictly less than 1 at $s = 0$. It follows that $F(\theta^0, s)$ is convex in s and $F(\theta^0, 0) < 1 = F(\theta^0, \alpha^0)$, and so

$$0 > F(\theta^0, 0) - F(\theta^0, \alpha^0) \geq \frac{\partial F}{\partial s}(\theta^0, \alpha^0)(0 - \alpha^0),$$

implying that $\partial F / \partial s > 0$ on a neighborhood of (θ^0, α^0) . We may therefore apply

the implicit function theorem, which guarantees the existence of an open neighborhood Θ of θ^0 and a unique continuously differentiable function $\alpha : \Theta \rightarrow (0, \infty)$ such that (3.29) holds. The partial derivatives of α on Θ are then given by

$$\nabla \alpha(\theta) = -\frac{1}{\partial F / \partial s} \nabla_{\theta} F.$$

It remains only to show that the partial derivatives of F with respect to $v_{nn'}, \mu_{nn'}, \sigma_{nn'}, \tau$ have the appropriate sign at (θ^0, α^0) . We consider them in turn.

(i) Since by Proposition B.2(ii) the spectral radius of a nonnegative matrix is increasing in its entries, it follows that $\partial F / \partial v_{nn'} \geq 0$. Therefore $\partial \alpha / \partial v_{nn'} \leq 0$ at θ^0 .

(ii) $F(\theta, s)$ depends on $\mu_{nn'}$ only through $M_{nn'}(s; \mu, \sigma) = \mathbb{E}[e^{s(\mu_{nn'} + \sigma_{nn'} Y_{nn'})}]$. Since for $s > 0$ we have

$$\frac{\partial M_{nn'}}{\partial \mu_{nn'}} = s \mathbb{E}[e^{s(\mu_{nn'} + \sigma_{nn'} Y_{nn'})}] > 0,$$

$M_{nn'}$ is increasing in $\mu_{nn'}$. Hence by Proposition B.2(ii) we have $\partial F / \partial \mu_{nn'} \geq 0$ at (θ^0, α^0) . Therefore $\partial \alpha / \partial \mu_{nn'} \leq 0$ at θ^0 .

(iii) Since by assumption $Y_{nn'}$ has zero mean,

$$\left. \frac{\partial M_{nn'}}{\partial \sigma_{nn'}} \right|_{\sigma_{nn'}=0} = s \mathbb{E}[e^{s(\mu_{nn'} + \sigma_{nn'} Y_{nn'})} Y_{nn'}] \Big|_{\sigma_{nn'}=0} = 0.$$

Since the exponential function is convex, $M_{nn'}$ is convex in $\sigma_{nn'}$. Therefore $\partial M_{nn'} / \partial \sigma_{nn'} \geq 0$ for $s, \sigma_{nn'} > 0$. By the same argument as the previous case, we have $\partial F / \partial \sigma_{nn'} \geq 0$ at (θ^0, α^0) and hence $\partial \alpha / \partial \sigma_{nn'} \leq 0$ at θ^0 .

(iv) If the survival probability and the distribution of X_t depend only on the current state J_t , we can write $V \odot \Pi \odot M(s) = \Pi D(s)$, where $D(s)$ is a non-negative diagonal matrix whose n -th diagonal entry is $v_n \mathbb{E}[e^{sX_1} \mid J_1 = n]$. Then Proposition B.5 guarantees that

$$\frac{\partial F}{\partial \tau}(\theta^0, \alpha^0) = \frac{\partial}{\partial \tau} \rho((\tau I + (1 - \tau)\Pi)D(\alpha^0)) \Big|_{\tau=\tau^0} \geq 0,$$

implying that $\partial \alpha / \partial \tau \leq 0$ at θ^0 . □

E Proofs of results in Section 4

Proof of Lemma 4.1. Since labor can be chosen after observing the state s_t , it is optimal for capitalists to maximize the profit $F_s(k, l) - \omega l$ state-by-state. Using the homogeneity of F_s and the definition of f_s , this problem is equivalent to maximizing $g_s(l) := kf_s(l/k) - \omega l$. By the assumptions on f_s , we have $g_s''(l) = f_s''(l/k)/k < 0$, so g_s is strictly concave. Furthermore, $g_s'(0) = f_s'(0) - \omega = \infty$ and $g_s'(\infty) = f_s'(\infty) - \omega < 0$. Therefore g_s attains a unique maximum on $(0, \infty)$ determined by the first-order condition

$$0 = g_s'(l) = f_s'(l/k) - \omega \iff l = (f_s')^{-1}(\omega)k.$$

Since $g_s(0) = kf_s(0) = 0$ and $g_s'(0) = f_s'(0) = \infty$, at the maximum we have

$$0 < g_s(l) = [f_s((f_s')^{-1}(\omega)) - \omega(f_s')^{-1}(\omega)]k = R_s(\omega)k.$$

Since $R_s(\omega) = \max_l [f_s(l) - \omega l]$, by the envelope theorem R_s is differentiable and $R_s'(\omega) = -(f_s')^{-1}(\omega) < 0$. Therefore R_s is strictly decreasing in ω . The assumptions on f_s imply that $R_s(0) = \infty$ and $R_s(\infty) = 0$. Finally, if we define the wealth by $w_t = R_{s_t}(\omega)k_t$, substituting into the budget constraint (4.2), we obtain

$$c_t + \frac{w_{t+1}}{R_{s_{t+1}}(\omega)} = F_s(k_t, l_t) - \omega l_t = R_{s_t}(\omega)k_t = w_t,$$

which is equivalent to (4.3). \square

Proof of Proposition 4.1. Assume $\varepsilon \neq 1$. Using the budget constraint (4.3), the Bellman equation is

$$v_s(w) = \max_{0 \leq c \leq w} \left((1 - \beta)c^{1-1/\varepsilon} + \beta \mathbb{E} [(v_{s'}(R_{s'}(w - c)))^{1-\gamma} \mid s]^{\frac{1-1/\varepsilon}{1-\gamma}} \right)^{\frac{1}{1-1/\varepsilon}}.$$

By homogeneity, the value function must be of the form $v_s(w) = b_s w$. Substituting into the Bellman equation, we obtain

$$b_s w = \max_{0 \leq c \leq w} \left((1 - \beta)c^{1-1/\varepsilon} + \beta(w - c)^{1-1/\varepsilon} \mathbb{E} [(R_{s'} b_{s'})^{1-\gamma} \mid s]^{\frac{1-1/\varepsilon}{1-\gamma}} \right)^{\frac{1}{1-1/\varepsilon}}.$$

For notational simplicity let $\kappa_s = \mathbb{E} [(R_{s'} b_{s'})^{1-\gamma} \mid s]^{1/(1-\gamma)}$. The solution to the

above maximization is the same as the solution to

$$\max_{0 \leq c \leq w} \frac{1}{1 - 1/\varepsilon} \left((1 - \beta)c^{1-1/\varepsilon} + \beta \kappa_s^{1-1/\varepsilon} (w - c)^{1-1/\varepsilon} \right).$$

Clearly the maximand here is strictly concave in c . Taking the first-order condition and solving for c , we obtain

$$c = \frac{(1 - \beta)^\varepsilon}{(1 - \beta)^\varepsilon + \beta^\varepsilon \kappa_s^{\varepsilon-1}} w.$$

Substituting into the Bellman equation, after some algebra we obtain

$$b_s = \left((1 - \beta)^\varepsilon + \beta^\varepsilon \mathbb{E} \left[(R_{s'} b_{s'})^{1-\gamma} \mid s \right]^{\frac{\varepsilon-1}{1-\gamma}} \right)^{\frac{1}{\varepsilon-1}},$$

which is (4.5). The optimal consumption rule then simplifies to $c = (1 - \beta)^\varepsilon b_s^{1-\varepsilon}$, which is (4.6), and we obtain the law of motion for wealth (4.7a) using the budget constraint (4.3).

To complete the proof it remains to show that the system of nonlinear equations (4.5) has a solution. For this purpose let us write $\sigma = (1 - \gamma)/(\varepsilon - 1)$ and $x_s = b_s^{1-\gamma}$. Then we can rewrite (4.5) as

$$x_s = \left((1 - \beta)^\varepsilon + (\beta^\varepsilon \mathbb{E} [R_{s'}^{1-\gamma} x_{s'} \mid s])^{1/\sigma} \right)^\sigma,$$

which is equivalent to

$$x = ((1 - \beta)^\varepsilon + (Kx)^{1/\sigma})^\sigma$$

for $x = (x_1, \dots, x_S)'$ and $K = \beta^\varepsilon P \text{diag} (R_1^{1-\gamma}, \dots, R_S^{1-\gamma})$. Since this equation is identical to the one studied in Borovička and Stachurski (2019), by their result a necessary and sufficient condition for the existence of a unique fixed point is $\rho(K)^{1/\sigma} < 1$, which is equivalent to (4.4).

Finally we briefly comment on the case $\varepsilon = 1$. Although this case requires a separate treatment, it turns out that the equations are valid by taking the limit $\varepsilon \rightarrow 1$. To show (4.5), define $g(\varepsilon) = \log((1 - \beta)^\varepsilon + \beta^\varepsilon \kappa^{\varepsilon-1})$ for $\kappa > 0$. Then as $\varepsilon \rightarrow 1$ we obtain

$$\log((1 - \beta)^\varepsilon + \beta^\varepsilon \kappa^{\varepsilon-1})^{\frac{1}{\varepsilon-1}} = \frac{g(\varepsilon)}{\varepsilon - 1} = \frac{g(\varepsilon) - g(1)}{\varepsilon - 1} \rightarrow g'(1).$$

But since

$$g'(\varepsilon) = \frac{(1-\beta)^\varepsilon \log(1-\beta) + \beta^\varepsilon \kappa^{\varepsilon-1} \log(\beta\kappa)}{(1-\beta)^\varepsilon + \beta^\varepsilon \kappa^{\varepsilon-1}} \rightarrow (1-\beta) \log(1-\beta) + \beta \log(\beta\kappa)$$

as $\varepsilon \rightarrow 1$, it follows that

$$((1-\beta)^\varepsilon + \beta^\varepsilon \kappa^{\varepsilon-1})^{\frac{1}{\varepsilon-1}} \rightarrow (1-\beta)^{1-\beta} (\beta\kappa)^\beta,$$

which explains (4.5) for $\varepsilon = 1$. The existence and uniqueness of a positive solution can be proved by taking the logarithm of (4.5) and applying a contraction mapping argument to $x = \log b$. \square

Proof of Theorem 4.2. Let us first show the existence and uniqueness of $\omega > 0$ that solves (4.11).

If $\varepsilon = 1$, the spectral condition (4.4) is always satisfied since $\beta < 1$. Furthermore, the optimal consumption rule (4.6) becomes $c_s(w) = (1-\beta)w$, so the growth rate of capital in (4.7b) is $G_{s,k}(\omega) = \beta R_s(\omega)$.

Let Ω be the set of $\omega > 0$ such that

$$(1-p)\rho(P^\top \text{diag } G_k(\omega)) < 1, \tag{E.1}$$

where G_k is defined as in (4.9). Since by Lemma 4.1 we have $R_s(\infty) = 0$, clearly $\Omega \neq \emptyset$. Again by Lemma 4.1, each $G_{s,k}(\omega) = \beta R_s(\omega)$ is strictly decreasing, and so is the spectral radius $\rho(P^\top \text{diag } G_k(\omega))$ by Proposition B.2(ii). Therefore $\Omega = (\underline{\omega}, \infty)$ for some $\underline{\omega} > 0$ because $R_s(0) = \infty$ by Lemma 4.1.

For $\omega \in \Omega$, define $\phi(\omega) = p\kappa \mathbf{1}^\top (I - (1-p)P^\top \text{diag } G_k(\omega))^{-1} \varpi$. Since

$$(I - (1-p)P^\top \text{diag } G_k(\omega))^{-1} = \sum_{n=0}^{\infty} [(1-p)P^\top \text{diag } G_k(\omega)]^n,$$

and each $G_{s,k}(\omega)$ is strictly decreasing, it follows that ϕ is strictly decreasing. Since $R_s(\infty) = 0$, we have $\phi(\infty) = p\kappa \mathbf{1}^\top I^{-1} \varpi = p\kappa < 1$. By continuity, we have $(1-p)\rho(P^\top \text{diag } G_k(\underline{\omega})) = 1$, so $\phi(\underline{\omega}) = \infty$.²³ Therefore by the intermediate value theorem there exists an $\omega^* \in \Omega$ such that $\phi(\omega^*) = 1$, and since ϕ is strictly decreasing, it is unique.

The above argument shows that if an equilibrium exists, it is unique. It remains to show existence. Given ω^* above, take any $K > 0$ and define the vector of aggregate capital \mathbf{K} by (4.10), where $k_0 = \kappa K$. Clearly each entry of \mathbf{K} is linear

²³The argument is subtle but it can be shown as in the Online Appendix of Toda (2019).

in K . Given this \mathbf{K} , by Lemma 4.1 we can compute the aggregate labor demand as $\sum_{s=1}^S (f'_s)^{-1}(\omega^*) K_s$, which is also linear in K . The aggregate capital is determined such that the aggregate labor demand equals the aggregate supply, which is 1. Therefore we obtain an equilibrium. \square

Proof of Theorem 4.3. Since the law of motion for wealth (4.7a) is a random growth model, it suffices to show that the assumptions of Theorem 3.4 are satisfied. By Remark 4.1 the two equations (4.12) and (4.13) are identical; we work with the latter.

Suppose for the moment that $G_{s,k} > 1$ for some state s and let $M_s(z)$ be the $S \times S$ matrix whose (s, s) -th entry is $p_{ss} G_{s,k}^z > 0$ and all other entries are 0. By Lemma B.2(ii), we obtain

$$\rho(P \operatorname{diag} G_k^{(z)}) \geq \rho(M_s(z)) = p_{ss} G_{s,k}^z \rightarrow \infty$$

as $z \rightarrow \infty$ because $G_{s,k} > 1$. Since $(1-p)\rho(P^\top \operatorname{diag} G_k) < 1$ is necessary for equilibrium existence (see the market clearing condition (4.11)) and $\rho(P^\top D) = \rho(P^\top D^\top) = \rho(DP) = \rho(PD)$ for any diagonal matrix D , we obtain

$$(1-p)\rho(P \operatorname{diag} G_k^{(1)}) = (1-p)\rho(P^\top \operatorname{diag} G_k) < 1.$$

Since the spectral radius is continuous, by the intermediate value theorem there exists $\zeta > 1$ that satisfies (4.12). Uniqueness follows from Lemma 3.1.

To complete the proof it remains to show that $G_{s,k} > 1$ for some s . Observe that from (4.11) we have

$$1 = p\kappa \mathbf{1}^\top \sum_{n=0}^{\infty} [(1-p)P^\top \operatorname{diag} G_k]^n \varpi. \quad (\text{E.2})$$

If it were the case that $G_{s,k} \leq 1$ for all s then, since $P\mathbf{1} = \mathbf{1}$ and $\mathbf{1}^\top \varpi = 1$, we could deduce from (E.2) that

$$1 \leq p\kappa \mathbf{1}^\top \sum_{n=0}^{\infty} [(1-p)P^\top]^n \varpi = p\kappa \sum_{n=0}^{\infty} (1-p)^n = \kappa,$$

which contradicts $\kappa < 1$. Therefore we must have $G_{s,k} > 1$ for some s . \square

F Estimating the hidden Markov model

We estimate the hidden Markov model in Section 5 using the [Hamilton \(1989\)](#) filter. The following algorithm computes the log-likelihood. (The algorithm applies to a single time series, but the panel case is similar.)

- (i) Given the transition probability matrix Π , compute π , the right Perron vector of Π that sums to 1. Set $\xi_{0|0} = \pi$.
- (ii) For $t = 1, \dots, T$, do the following:
 - (a) Compute $\xi_{t|t-1} = \Pi^\top \xi_{t-1|t-1}$, the one period ahead prior forecast.
 - (b) Compute the vector of conditional likelihoods $\eta_t = (\eta_{nt})_{n=1}^N$ by setting

$$\eta_{nt} = \frac{1}{\sqrt{2\pi\sigma_n^2}} e^{-\frac{(\log G_t - \mu_n)^2}{2\sigma_n^2}},$$

where $\log G_t$ is the realized log growth rate.

- (c) Update the one period ahead prior forecast by computing

$$\xi_{t|t} = \frac{\eta_t \odot \xi_{t|t-1}}{\eta_t^\top \xi_{t|t-1}}.$$

- (iii) Compute $\log L = \sum_{t=1}^T \log(\eta_t^\top \xi_{t|t-1})$, the log likelihood.

We then estimate the parameters Π , $\mu = (\mu_1, \dots, \mu_N)^\top$, and $\sigma = (\sigma_1, \dots, \sigma_N)^\top$ by maximizing the log-likelihood using the expectation-maximization (EM) algorithm as explained in [Rabiner \(1989\)](#).