

Long-Term Visual Object Tracking Benchmark

Abhinav Moudgil, Vineet Gandhi

Center for Visual Information Technology (CVIT)
IIIT Hyderabad

abhinav.moudgil@research.iiit.ac.in, vgandhi@iiit.ac.in

Abstract

In this paper, we propose a new long video dataset (called Track Long and Prosper - TLP) and benchmark for visual object tracking. The dataset consists of 50 videos from real world scenarios, encompassing a duration of over 400 minutes (676K frames), making it more than 20 folds larger in average duration per sequence and more than 8 folds larger in terms of total covered duration, as compared to existing generic datasets for visual tracking. The proposed dataset paves a way to suitably assess long term tracking performance and possibly train better deep learning architectures (avoiding/reducing augmentation, which may not reflect realistic real world behavior). We benchmark the dataset on 17 state of the art trackers and rank them according to tracking accuracy and run time speeds. We further categorize the test sequences with different attributes and present a thorough quantitative and qualitative evaluation. Our most interesting observations are (a) existing short sequence benchmarks fail to bring out the inherent differences in tracking algorithms which widen up while tracking on long sequences and (b) the accuracy of most trackers abruptly drops on challenging long sequences, suggesting the potential need of research efforts in the direction of long term tracking.

1. Introduction

Visual tracking is a fundamental task in computer vision and is a key component in wide range of applications like surveillance, autonomous navigation, video analysis and editing, augmented reality etc. Many of these applications rely on long term tracking, however, only few tracking algorithms have focused on the challenges specific to long duration aspect [18, 29, 17, 34]. Although they conceptually attack the long term aspect, the evaluation is limited to shorter sequences or couple of selected longer videos. The recent correlation filter [5, 8, 2, 42] and deep learning [40, 31, 3, 13] based approaches have significantly advanced the field, however, their long term applicability is

also unapparent as the evaluation is limited to datasets with typical average video duration of about 20-40 seconds. Not just the evaluation aspect, the lack of long term tracking datasets has been a hindrance for training in several recent state of the art approaches. These methods either limit themselves to available small sequence data [31, 40] or use augmentation on datasets designed for other tasks like object detection [13].

Motivated by the above observation, we propose a new long duration dataset called Track Long and Prosper (TLP), consisting of 50 long sequences. The dataset covers a wide variety of target subjects and is arguably the most challenging dataset in terms of occlusions, fast motion, viewpoint, scale variations etc. However, compared to existing generic datasets, the most prominent aspect of TLP dataset is that it is larger by more than 20 folds in terms of average duration per sequence, which makes it ideal to study challenges specific to long duration aspect. For example, drift is a common problem in several tracking algorithms and it is not always abrupt and may occur due to accumulation of error over time (which may be a slow procedure and can be difficult to gaze in short sequences). Similarly, long sequences allow us to study the consistency of a tracker to recover from momentary failures.

We further select 17 recent state of the art trackers which are scalable to be evaluated at TLP and provide a thorough evaluation in terms of tracking accuracy and the real time performance. To present a further perspective, we also provide a comprehensive attribute wise comparison by annotating each video sequence with type of challenges present in it (like illumination variation, occlusions, out of view etc.). Testing on such a large dataset significantly reduces the overfitting problem, if any, and reflects if the tracker is actually designed to consistently recover from challenging scenarios.

We observe that the rankings from previous short sequence datasets like OTB50 dataset [38] significantly vary from the rankings obtained on the proposed TLP dataset. Several top ranked trackers on recent benchmarks fail to adapt to long term tracking scenario and their performance

drops significantly. Additionally, the performance margin notably widens among several trackers, whose performances are imperceptibly close in existing benchmarks. More specifically, apart from one tracker, performance of every other tracker drops below 25% on commonly used metric of area under the curve of success plots. Our investigation hence strongly highlights the need for more research efforts in long term tracking and to our knowledge the proposed dataset and benchmark is the first systematic exploration in this direction.

2. Related Work

2.1. Tracking Datasets

There are several existing datasets which are widely used for evaluating the tracking algorithms and are summarized in Table 1. The OTB50 [38], OTB100 [39] are arguably the most commonly used ones. They include 50 and 100 sequences respectively and capture a generic real world scenario (where some videos are taken from platforms like YouTube and some are specifically recorded for tracking application). They provide per frame bounding box annotation and per sequence annotation of attributes like illumination variation, occlusion, deformation etc.

The ALOV300++ dataset [32] focuses on diversity and includes more than 300 short sequences (average length of only about 9 seconds). The annotations in ALOV300++ dataset are made every fifth frame. A small set of challenging sequences (partially derived from OTB50, OTB100 and ALOV300++ datasets) has been used in VOT14 [21] and VOT15 [22] datasets. They extend the rectangular annotations to rotated ones and provide per frame attribute annotations, for more accurate evaluation. Both of these datasets have been instrumental in yearly visual object tracking (VOT) challenge.

Some datasets have focused on particular type of applications/aspects. The TC128 [26] was proposed to study the role of color information in tracking. It consists of 128 sequences (some of them are common to OTB100 dataset) and provides per frame annotations and sequence wise attributes. Similarly, the UAV [30] targets the tracking application, when the videos are captured from low-altitude unmanned aerial vehicles. The focus of their work is to highlight challenges incurred while tracking in video taken from an aerial viewpoint. They provide both real and synthetically generated UAV videos with per frame annotations.

More recently, two datasets were proposed to incorporate the benefits of advances in capture technology. The NFS [10] dataset was proposed to study the fine grained variations in tracking by capturing high frame rate videos (240 FPS). Their analysis shows that since high frame video reduces appearance variation per frame, it is possible to achieve state of the art performance using substantially sim-

pler tracking algorithms. Another recent dataset called AMP [43], explores the utility of 360° videos to generate and study tracking with typical motion patterns (which can be achieved by varying the camera re-parametrization in omni directional videos).

Although recent advances pave the way to explore several novel and specific fine grained aspects, the crucial long term tracking aspect is still missing from most of the current datasets. The typical average length per sequence is still only about 10-30 seconds. The proposed TLP dataset takes it to about 8-9 minutes per sequence, making it the largest densely annotated dataset for the application of visual object tracking.

2.2. Tracking Methods

Most of the earlier approaches trained a model/classifier considering the initial bounding box marked by the user as “foreground” and areas farther away from the annotated box as “background”. The major challenge in most of these approaches is to properly update the model or the classifier over time to reduce drift. This problem has been tackled in several innovative ways, such as Multiple Instance Learning [1], Online Boosting [11], P-N Learning [18], or by using ensemble of classifiers trained/initiated at difference instances of time [41]. Most of the recent advances, however, have focused only in two major directions i.e Correlation Filter based tracking [5, 8, 2, 42] and deep learning based tracking [40, 31, 3, 13].

The CF based trackers have gained huge attention due to their computational efficiency derived by operating in Fourier domain and the capability of efficient online adaptation. The interest in CF based approaches was kindled by the MOSSE [4] tracker proposed by Bolme *et al.*, which demonstrated an impressive speed of about 700 FPS. Thereafter, several works have built upon this idea and have significantly improved tracking accuracy. The list includes ideas of using kernelized correlation filters [14]; exploiting multi dimensional features [9, 15]; combining template based features with pixel wise information for robustness to deformation and scale variations [25, 2]; employing kernel ridge regression to reduce drift [29] etc. The work by Kiani *et al.* [20] identified the boundary effects in Fourier domain as one of the reasons for suboptimal performance of CF based approaches. Solutions such as Spatially regularized CF [7] and Background aware CF [19] were later proposed to mitigate the boundary effects.

More recent efforts in CF based trackers utilize deep convolutional features instead of hand crafted ones like HOG. Multiple convolutional layers in a hierarchical ensemble of independent DCF trackers was employed by Ma *et al.* [28]. Danelljan *et al.* [8] extended it by fusing multiple convolutional layers with different spatial resolutions in a joint learning framework. This combination of deep CNN fea-

	UAV123 [30]	OTB50 [38]	OTB100 [39]	TC128 [26]	VOT14 [21]	VOT15 [22]	ALOV300++ [32]	NFS [10]	TLP
Frame rate (FPS)	30	30	30	30	30	30	30	240	24/30
# Videos	123	51	100	129	25	60	314	100	50
Min Duration (sec)	3.6	2.3	2.3	2.3	5.7	1.6	0.6	0.7	144
Mean Duration (sec)	30.5	19.3	19.6	14.3	13.8	12.2	9.2	16	484.8
Max Duration (sec)	102.8	129	129	129	40.5	50.2	35	86.1	953
Total Duration (sec)	3752	983	1968	1844	346	729	2978	1595	24240

Table 1: Comparing TLP dataset with other object tracking datasets

tures has led CF based trackers to the top of several benchmarks like OTB50; however, they come with an additional computational cost. Some recent efforts have been made to enhance the running speeds by using ideas like factorized convolutions [5]; however, the speeds are still much slower than the traditional CF trackers.

Deep learning based trackers present another paradigm in visual object tracking. Data deficiency appeared to be the major limitation in early attempts [37, 24]. Later approaches [36, 16] learnt offline tasks like objectness or saliency offline from object detection datasets and benefited from it during online tracking. However, the gap between the two tasks turned out to be a limitation in these works. The work by Nam *et al.* [31] proposed a novel direction by posing the tracking problem as evaluating the positive and negative candidate windows randomly sampled around the previous target state. They proposed a two phase training, first domain dependent and offline to fix initial layers and second online phase to update the last FC layer.

Siamese frameworks [3, 13] have been proposed to regress the location of the target, given the previous frame location. They either employ data augmentation using affine transformations on individual images [13] or use video detection datasets for large scale offline training [3]. In both these approaches, the network is evaluated without any fine tuning at the test time, which significantly increases their computational efficiency. However, this comes at the cost of losing ability to update appearance models or learn target specific information, which may be crucial for visual tracking. More recently, Yun *et al.* [40] proposed a tracker controlled by action-decision network (ADNet), which pursues the target object by sequential actions iteratively, utilizing reinforcement learning for visual tracking.

3. TLP and TinyTLP Dataset

The TLP dataset consists of 50 videos collected from YouTube. The tracking targets include vehicle (motorcycle, car, bicycle), person, face, animal (fish, lion, puppies, birds, elephants, polar bear), aircraft (helicopter, jet), boat and generic objects (e.g sports ball). Tracking targets for the all videos are shown in Figure 1. We also add long sequences from theatre performances, music videos and

Attr	Description
IV	Illumination variation - significant illumination change around the target
SV	Scale variation - the area ratio of any two bounding boxes in distinct frames is greater than eight
DEF	Deformation - non rigid object deformation
MB	Motion blur - the target region is blurred due to the motion of target or camera
FM	Fast motion - the motion of the ground truth annotation is larger than tm pixels between consecutive frames ($tm=20$)
OV	Out of view - target fully leaves the view momentarily.
BC	Background clutter - the background near the target has the similar color or texture as the target.
OCC	Occlusion - the target is partially or fully occluded.
MI	Multiple instances - other objects with similar appearance as the target exist in the sequence and interact with it

Table 2: List of attributes annotated on each sequence and their definitions

	IV	SV	DEF	MB	FM	OV	BC	OCC	MI
IV	14	10	5	11	9	9	9	9	5
SV	10	33	15	23	22	24	23	23	9
DEF	5	15	29	19	19	16	17	23	12
MB	11	23	19	35	29	25	21	28	12
FM	9	22	19	29	34	24	22	27	13
OV	9	24	16	25	24	33	23	29	11
BC	9	23	17	21	22	23	33	24	15
OCC	9	23	23	28	27	29	24	37	17
MI	5	9	12	12	13	11	15	17	19

Table 3: Attribute distribution in TLP: the diagonal represents the distribution on entire dataset and each row/column represents specific subset

movies, which are rich in content, and tracking in them may be useful in context of several recent applications [23, 12]. The per sequence average length in TLP dataset is over 8 minutes. Each sequence is annotated with rectangular bounding boxes per frame, which were done using the VATIC [35] toolbox. The annotation format is similar to OTB50 and OTB100 benchmarks to allow for easy integration with existing toolboxes. All the selected sequences are single shot (do not contain any cut) and are in resolution of 1280×720 . Moreover, all videos are labeled with nine visual attributes, which are summarized in Table 2. Since



Figure 1: First frames of all the 50 sequences of TLP dataset. The sequences are sorted in ascending order on the basis of mean success rate (defined in Section 4) of all trackers at IoU threshold of 0.5. The sequences at the bottom right are more difficult to track than the ones at the top left.

all our videos are 720p, we omit the low resolution attribute used in previous benchmarks like OTB100. As our dataset deals with long sequences, there are moments where object fully goes out of the view. We mark per frame annotations for out of view (OV) attribute such that whenever the object is not visible at all, it is set to 1 otherwise 0. We also propose a new attribute MI, to account for cases where multiple instances of objects similar to appearance of the target interact with it, which seems to be a major reason of failure in such sequences. The attribute distribution is presented in Table 3. We further propose TinyTLP dataset, consisting of first 600 frames (20 sec) in each sequence of the TLP dataset to compare and highlight the challenges incurred due to long term tracking aspect. The length of 20 sec was chosen to align the average per sequence length with OTB100 benchmark.

4. Evaluation

Evaluated Algorithms: We evaluated 17 recent trackers on the TLP and TinyTLP datasets. The trackers were selected based on three broad guidelines i.e.: (a) they are computationally efficient for large scale experiments; (b) their source codes are publicly available and (c) they are among the top performing trackers in existing benchmarks. Our list includes CF trackers with hand crafted features, namely SRDCF [7], MOSSE [4], DCF [27], DSST [6], KCF [15], SAMF [25], Staple [2], BACF [19] and LCT [29]; CF trackers with deep features: ECO [5] and CREST [33] and deep trackers i.e. GOTURN [13], MDNet [31], ADNet [40] and SiamFC[3]. We also included TLD [18] and MEEM [41] as two older trackers based on PN learning and SVM ensemble, as they specifically target the drift problem for long term applications. We use default parameters on the publicly available version of the code when evaluating all the tracking algorithms.

Evaluation Methodology: We use precision plot, success plot and longest subsequence measure for evaluating the algorithms. The precision plot [1, 38] shows the percentage of frames whose estimated location is within the given threshold distance of the ground truth. A representative score per tracker is computed, by fixing a threshold over the distance (we use the threshold as 20 pixels). The success metric [38] computes the intersection over union (IoU) of predicted and ground truth bounding boxes and counts the number of successful frames whose IoU is larger than a given threshold. The success plot shows the ratio of successful frames as the IoU threshold is varied from 0 to 1. A representative score for ranking the trackers is computed as the area under curve (AUC) of its success plot. We also employ the conventional success rate measure, counting frames above the threshold of 0.50 ($\text{IoU} > 0.50$). We further propose a new metric called Longest Subsequence Measure (LSM) to quantify the long term tracking behavior. The LSM metric

computes the ratio of the length of the longest successfully tracked continuous subsequence to the total length of the sequence. A subsequence is marked as successfully tracked, if $x\%$ of frames within it have $\text{IoU} > 0.5$, where x is a parameter. LSM plot shows the variation in the normalized length of longest tracked subsequence per sequence, as x is varied. A representative score per tracker can be computed by fixing the parameter x (we use the threshold as 0.95).

4.1. Per Tracker Evaluation

Table 2 presents the success rate of each individual tracker on TinyTLP and TLP datasets. The MDNet tracker is the best performing tracker on both the datasets. TLD is the worst performing tracker on TinyTLP and MOSSE performs worst on TLP dataset. The performance significantly drops for each tracker on TLP dataset, when compared to TinyTLP dataset, which clearly brings out the challenges incurred in long term tracking. The relative performance drop is minimum in MDNet where the success rate reduces from 84.1% to 42.7% (roughly by a factor of 2) and is most in MOSSE tracker, which reduces from 37.4% in TinyTLP to 3.7% in TLP (reduction by more than a factor of 10).

In general, the relative performance decrease is more in CF trackers with hand crafted features as compared to CF+deep trackers. For instance, trackers like BACF, SAMF, Staple give competitive or even better performance than CREST and ECO over TinyTLP dataset, however, their performance steeply decreases on TLP dataset. Although all the CF based trackers (hand crafted or CNN based) are quite susceptible to challenges such as long term occlusions or fast appearance changes, our experiments suggest that using learnt deep features reduces accumulation of error over time and reduces drift (as illustrated in Figure 3). Such accumulation of error is difficult to quantify in short sequences and the performance comparison may not reflect the true ability of the tracker. For example, BACF outperforms ECO on TinyTLP by about 2%, however it is 6% worse than ECO on TLP. Similarly, the performance difference of SAMF and ECO is imperceptible on TinyTLP, which differs by almost a factor of 2 on TLP.

The deep trackers outperform other trackers on TLP dataset, with MDNet and SiamFC being the top performing ones. ADNet is third best tracker on TinyTLP, however, its performance significantly degrades on TLP dataset. It is interesting to observe that both MDNet and ADNet refine last fully connected layer during online tracking phase, however, MDNet appears to be way more consistent and considerably outperforms ADNet on TLP. The offline trained and frozen, SiamFC and GOTURN perform relatively well (both appearing in top five trackers on TLP), however SiamFC outperforms GOTURN, possibly because it is trained on larger amount of video data. Another important observation is that the performance of MEEM surpasses

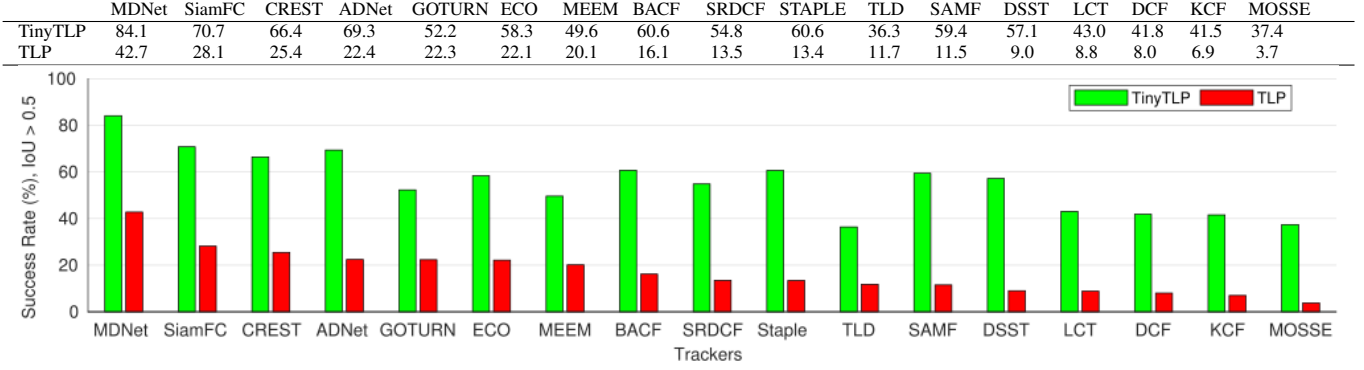


Figure 2: Success rate of individual trackers on TinyTLP and TLP datasets. The algorithms are sorted based on their performance on TLP.

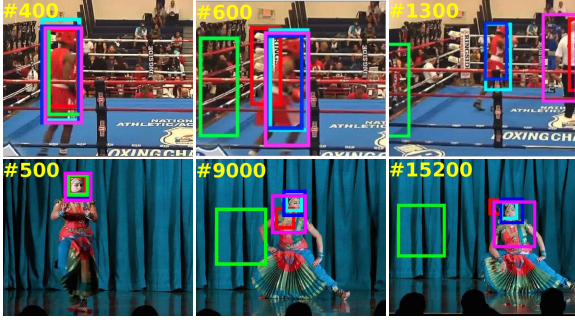


Figure 3: Each row presents the tracking performance of five different CF trackers on Boxing and Bharatanatyam sequence. The figure illustrates the drift due to accumulation of error over time, which is more prominent in CF trackers with hand crafted features (SAMF, BACF, Staple) as compared to ones using learnt deep features (CREST, ECO).

all state of the art CF trackers with hand crafted features on TLP dataset. The ability to recover from failures also allows TLD tracker (giving lowest accuracy on TinyTLP) to outperform several recent CF trackers on TLP.

4.2. Overall Performance

The overall comparison of all trackers on TinyTLP and TLP using Success plot, Precision plot and LSM plot are demonstrated in Figure 4. In success plots, MDNet clearly outperforms all the other trackers on both TinyTLP and TLP datasets with AUC measure of 68.8% and 37.5% respectively. It is also interesting to observe that the performance gap significantly widens up on TLP and MDNet clearly stands out from all other algorithms. This suggests that the idea of separating domain specific information during training and online fine tuning of background and foreground specific information, turns out to be an extremely important

one for long term tracking. Furthermore, analyzing MDNet and ADNet which both employ the strategy of online updates on last FC layers during tracking, it appears that learning to detect instead of learning to track gives a more robust performance in long sequences. The performance drop of SiamFC and GOTURN on TLP also suggests a similar hypothesis.

The steeper success plots in TLP as compared to TinyTLP dataset, suggest that accurate tracking gets more and more difficult in longer sequences, possibly due to accumulation of error. The lower beginning point on TLP (around 40-50% for most trackers compared to 80-90% on TinyTLP), indicates that most trackers entirely drift away before reaching halfway through the sequence. The rankings in success plot on TLP are also quite contrasting to previous benchmarks. For instance, ECO is the best performing tracker on OTB100 closely followed by MDNet (with almost imperceptible difference), and its performance significantly slides on TLP. Interestingly, MEEM breaks into top five trackers in AUC measure of success plot on TLP (ahead of ECO). In general there is striking drop of performance between TinyTLP and TLP for most CF based trackers (more so for hand crafted ones). CREST is most consistent among them and ranks in top 5 trackers for both TinyTLP and TLP.

The precision plots also demonstrate similar trends as success plots, however they bring couple of additional subtle and interesting perspectives. The first observation is that SiamFC's performance moves closer to performance of MDNet on TLP dataset. Since SiamFC is fully trained offline and does not make any online updates, it is not accurate in scaling the bounding box to the target in long term, which brings down its performance in IoU measure. However, it still hangs on to the target due to the large scale training to handle challenges in predicting the consecutive bounding boxes, hence the numbers improve in the precision plot

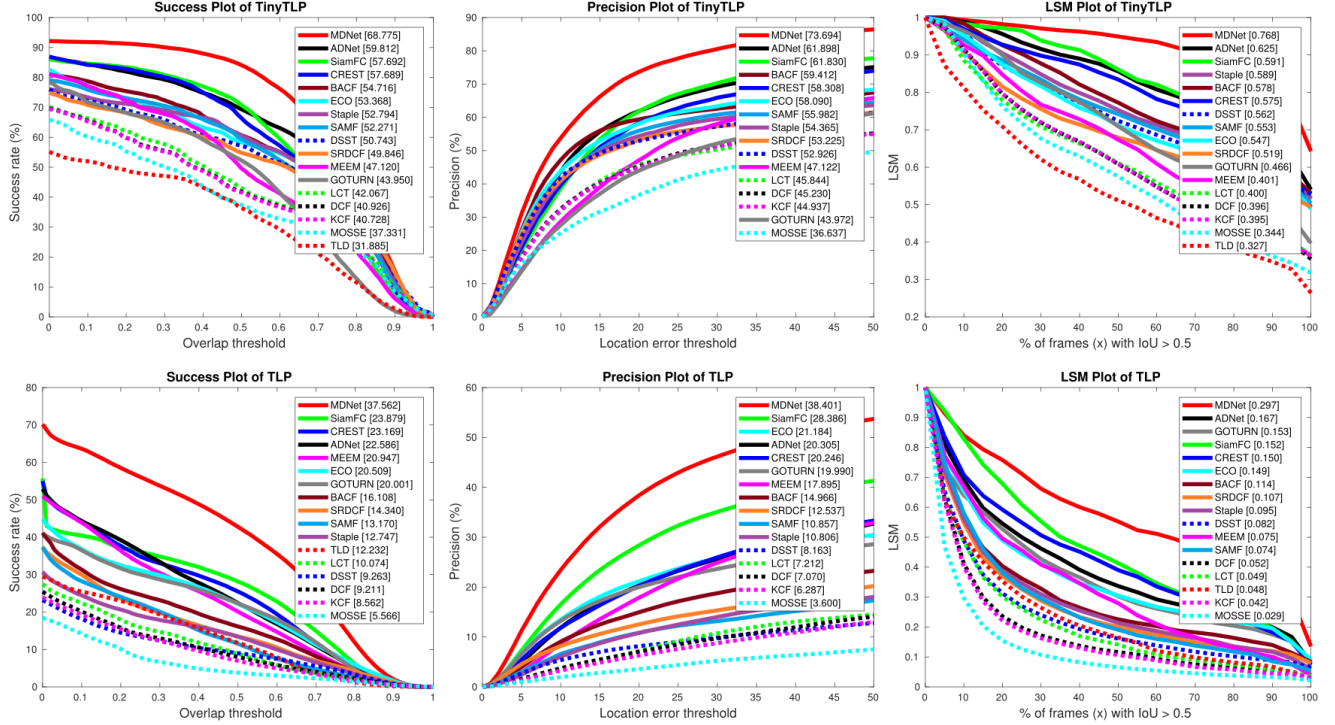


Figure 4: Overall Performance of evaluated trackers on TinyTLP and TLP with success plot, precision plot and LSM plot respectively (each column). For each plot, ranked trackers are shown with corresponding representative measure i.e. AUC in success plots; 20 pixel threshold in precision plots and 0.95 as length ratio in LSM plots.

(again precision plot on TinyTLP does not capture this observation). The GOTURN tracker also brings minor relative improvement in precision measure and moves ahead of MEEM. The ADNet tracker is ranked two on TinyTLP using precision measure, however, it drops to 4th position on TLP.

The LSM plots show the ratio of longest successfully tracked continuous subsequence to the total length of the sequence. The ratios are finally averaged over all the sequences for each tracker. A sequence is successfully tracked if $x\%$ of frames in it have $\text{IoU} > 0.5$. We vary the value x to draw the plots and the representative number is computed by keeping $x = 95\%$. This measure explicitly quantifies the ability to continuously track without failure. MDNet performs the best on this measure as well. The relative performance of CREST drops in LSM measure, as it partially drifts away quite often, however is able to recover from it as well. So its overall success rate is higher, however, the average length of longest continuous set of frames it can track in a video is relatively low. In general, the ratio of largest continuously tracked subsequence to sequence length (with success rate > 0.95) averaged over all sequences is about 1/4th for MDNet and lower than 1/6th for other trackers. This indicates the challenge in continuous accurate tracking

without failures.

4.3. Attribute wise Performance Evaluation

We construct subsets of sequences from the dataset based on annotated attributes. This subset construction is based on the annotations on TLP dataset (entire sequence). Since the sequences are long, most sequences cover multiple challenges (as illustrated in Table 3) and the correlation of the particular subset with success rate is partially diluted compared to previous benchmarks with smaller average sequence length. However, since the subset is confirmed to contain sequences with a particular attribute, it can still be considered one of the dominant challenge in it. The average attribute wise success rates of all the trackers on TLP and TinyTLP dataset are shown in Figure 5.

MDNet gives dominant performance across all the attributes, followed by SiamFC. The success rate of MDNet is lowest on sequences containing multiple instances (MI) of object with similar appearance as the target (occlusions with objects with similar appearance can possibly confuse the tracker, more so in absence of explicit motion modeling). CREST due to its ability to correct errors, performs well on Out of View (OV). Most trackers do relatively well on illumination variations, with GOTURN giving second

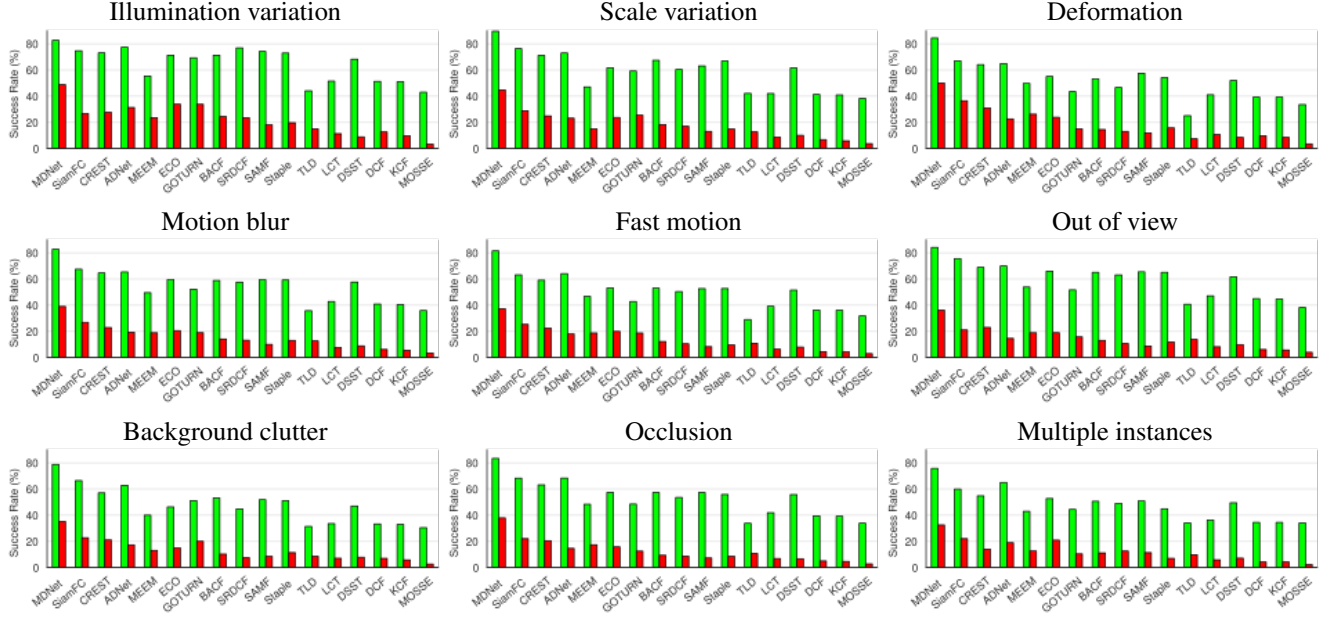


Figure 5: Attribute wise performance evaluation. Results are reported as success rate (%) with IoU > 0.5 . The green and red bars represent performance on TinyTLP and TLP respectively.

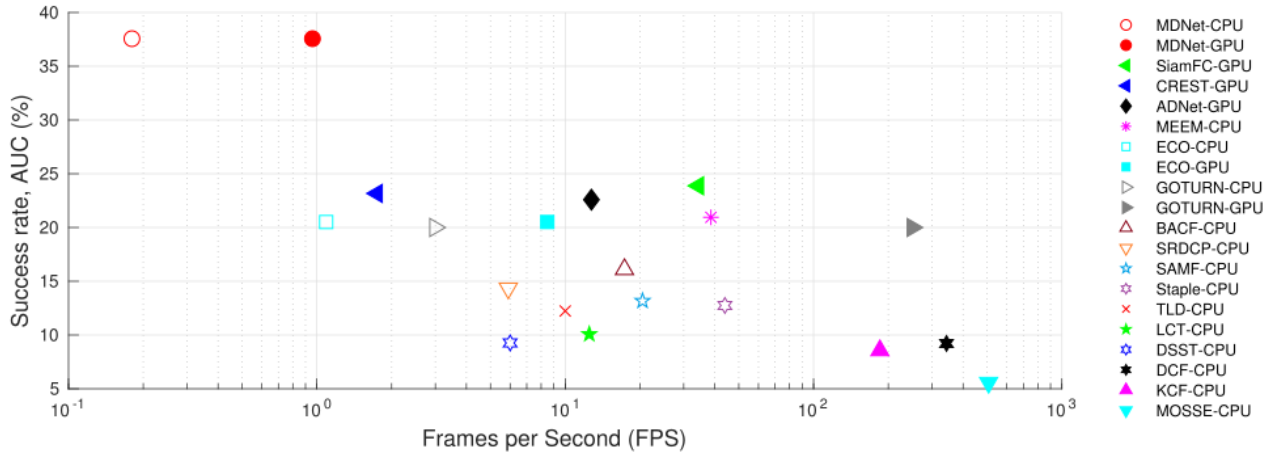


Figure 6: Runtime comparison of different tracking algorithms

best performance. SiamFC and GOTURN give good performance with scale variations (SV). Occlusions and background clutters appear to be relatively more challenging for all the trackers.

4.4. Per Sequence Evaluation

In this section, we present per sequence analysis of the evaluated trackers. We plot a bar graph for each sequence of TLP dataset in Figure 7, demonstrating the performance (success rate, IoU > 0.5) of all the trackers. In each sequence plot, the tracker with highest performance is highlighted with orange colour and all the bar graphs in Figure

7 are sorted in ascending order of difficulty from top left to bottom right on the basis of mean success rate of all trackers at IoU threshold of 0.5 .

Per sequence bar plots show a lot of variation in the performances of evaluated trackers. MDNet and SiamFC are dominant trackers in overall performance and attribute wise evaluation (as illustrated by Figure 5) but it is not the case if we analyze their performances sequence wise. One of our striking observations is that out of the 20 hardest sequences (last six rows of Figure 7), MDNet is the top performer in *only one* of them (Basketball). Overall, MDNet is the leading performer in only 16 sequences out of 50,

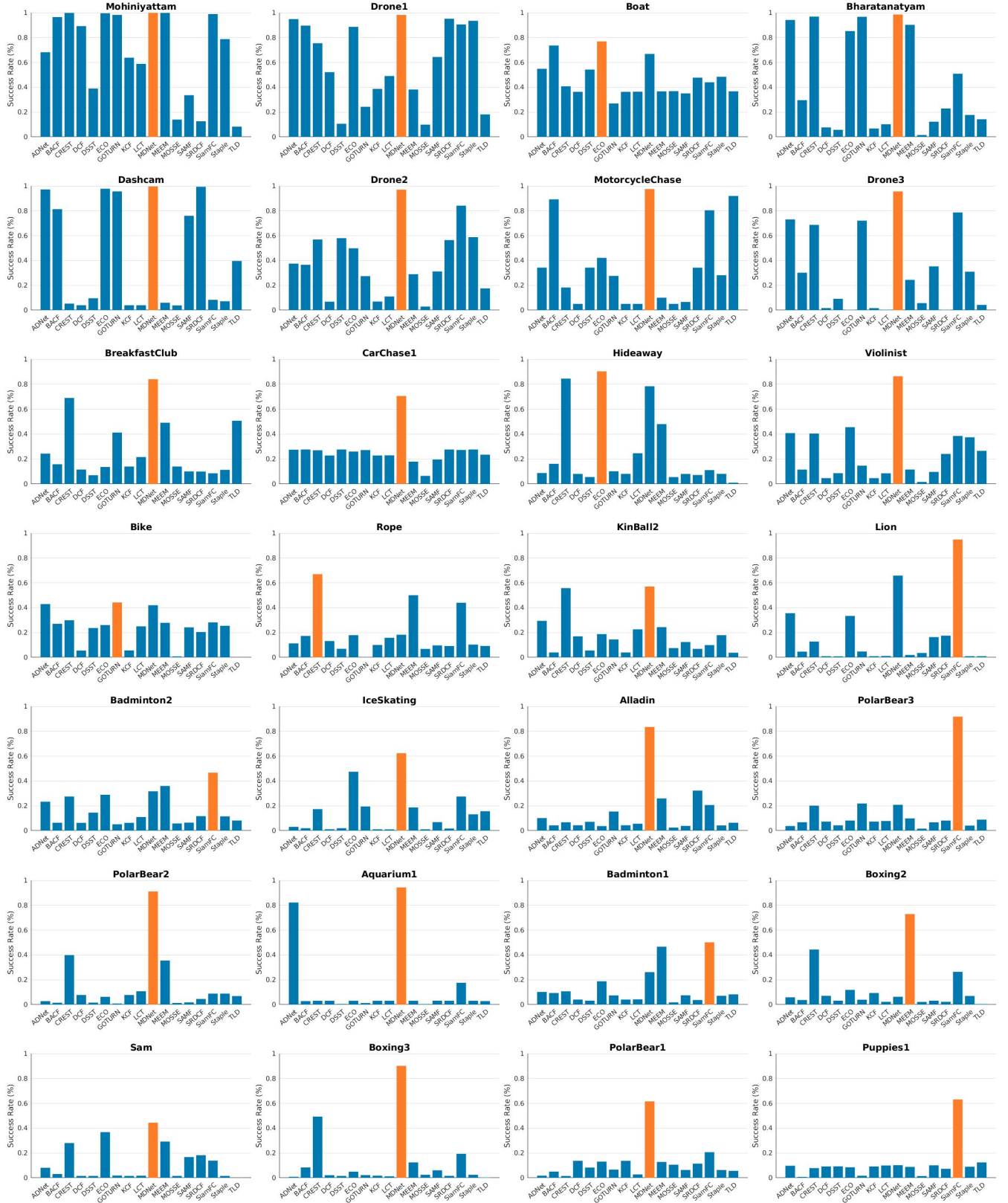


Figure 7: Each bar graph presents the performance (success rate, IoU > 0.5) of all the evaluated algorithms on a particular sequence. Top performing tracker is highlighted with orange colour in each bar graph.

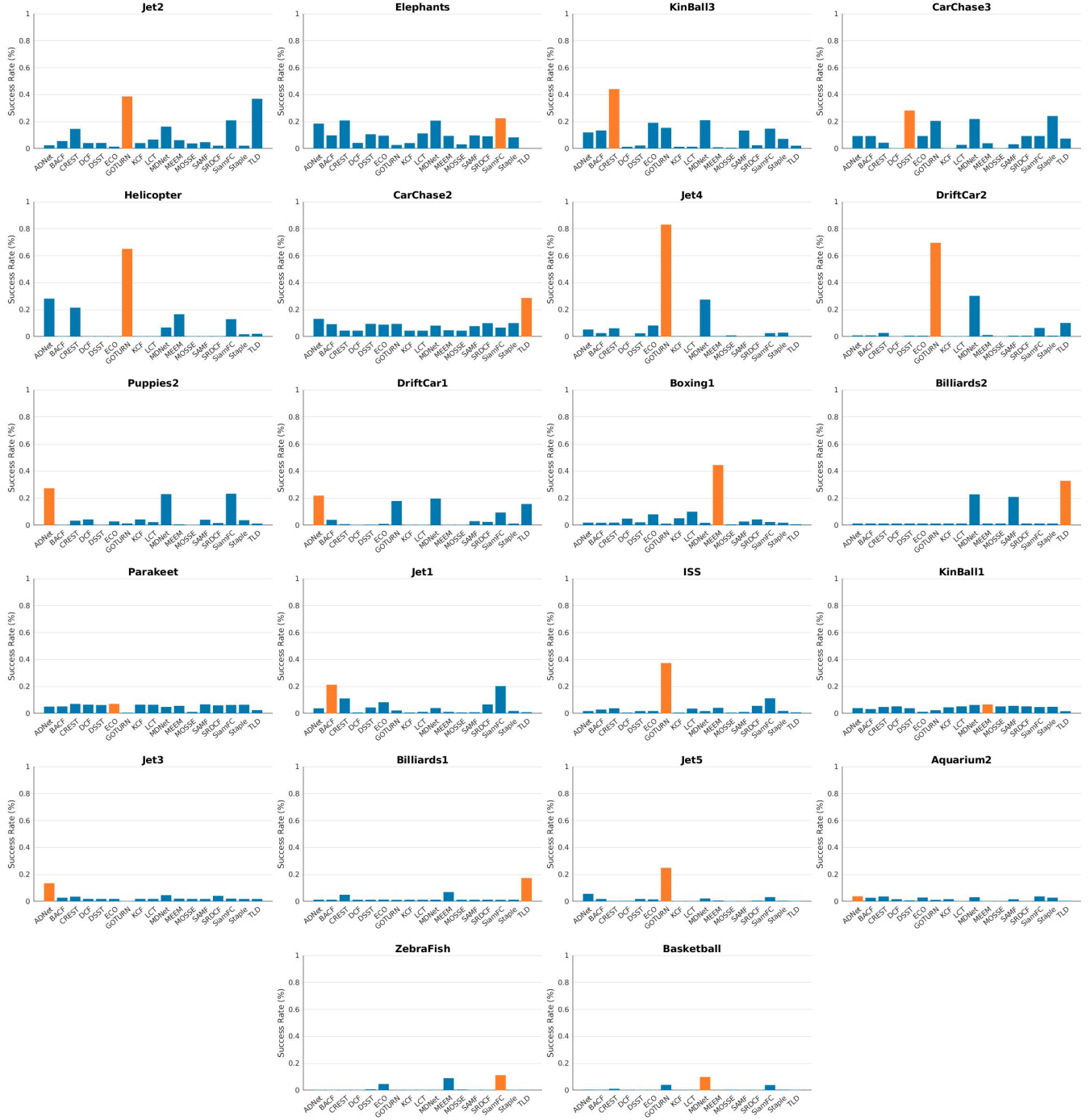


Figure 7: Each bar graph presents the performance (success rate, IoU > 0.5) of all the evaluated algorithms on a particular sequence. Top performing tracker is highlighted with orange colour in each bar graph. (continued)

however usually it outperforms other trackers by large margins, which accounts for its dominant overall performance in both short-term and long-term tracking.

Non-deep trackers such as MEEM, DSST and TLD show exceptional performance on some hard sequences. MEEM

outperforms all the other trackers by a factor of atleast 1.5 in Boxing sequences, namely Boxing1 and Boxing2. TLD performs best in 3 sequences (CarChase2, Billiards1, Billiards2) out of the 20 hardest sequences. In these sequences, there are no drastic viewpoint changes and thus, TLD is

able to recover well even after the target object goes through heavy occlusion or fast motion (scenarios where other trackers generally struggle). In CarChase3 sequence, CF trackers with hand crafted features such as DSST and Staple are top performers followed by the deep trackers, MDNet and GOTURN.

In deep trackers, GOTURN is the best performer in 5 sequences (Jet5, ISS, Jet4, DriftCar2, Helicopter) out of top 20 hard sequences and performs relatively well on similar sequences (Jet2, Bike) with large scale variations (as suggested by our attribute wise evaluation). SiamFC outperforms all the other trackers in sequences containing non-rigid target objects with background clutter, such as PolarBear3, Puppies1, Lion etc., and is generally able to adapt well to deformations and scale variations. Also, it is interesting to observe that at least one of the CF trackers with deep features, namely ECO and CREST, is a high performer in theatre sequences like Rope, Hideaway, Bharatanatyam, BreakfastClub and Mohiniyattam.

4.5. Run time comparisons

The run time speeds of all the evaluated algorithms are presented in Figure 6. For fair evaluation, we tested all the CPU algorithms on a 2.4GHz Intel Xeon CPU with 32GB RAM and we use a NVIDIA GeForce GTX 1080 Ti GPU for testing GPU algorithms. The CF based trackers clearly are most computationally efficient and even CPU algorithms run several folds faster than real time. The deep CF and deep trackers are computationally more expensive. MDNet gives lowest tracking speeds and runs at 1 FPS even on GPU. Among deep trackers GOTURN is the fastest tracker, however SiamFC and ADNet bring a good trade off in terms of overall success rate and run time speeds on GPU.

5. Conclusion

This work aims to emphasize the fact that tracking on large number of tiny sequences, does not clearly bring out the competence or potential of a tracking algorithm. Moreover, even if a tracking algorithm works well on extremely challenging small sequences and fails on moderately difficult long sequences, it will be of limited practical importance. To this end, we propose the TLP dataset, focusing on the long term tracking application, with notably larger average duration per sequence, a factor which is of extreme importance and has been neglected in the existing benchmarks. We evaluate 17 state of the art algorithms on the TLP dataset, and the results clearly demonstrate that almost all state of the art tracking algorithms do not generalize well on long sequence tracking, MDNet being the only algorithm achieving more than 25% on the AUC measure of success plots. However, MDNet is also the slowest among the evaluated 17 trackers in terms of run time speeds.

Interestingly, if we only select the first 20 seconds of each sequence for evaluation (calling it TinyTLP dataset), the performance of all the trackers increases by multiple folds across different metrics. Another important observation is that the evaluations on small datasets fail to efficiently discriminate the performances of different tracking algorithms, and closely competing algorithms on TinyTLP result in contrastingly different performance on TLP. The dominant performance of MDNet suggests that the ideas of online updating the domain specific knowledge and learning a classifier cum detector instead of a tracker (which regresses the shift), are possibly some cues to improve the performance in long term setting. Our per sequence evaluation shows that temporal depth indeed plays an important role in the performance of evaluated trackers and appropriately brings out their strengths and weaknesses. To the best of our knowledge, TLP benchmark is the first large-scale evaluation of the state of the art trackers, focusing on long-term aspect. Our TLP dataset and evaluation intend to inspire the research community to put in more efforts in this direction in order to track long and prosper.

References

- [1] B. Babenko, M.-H. Yang, and S. Belongie. Robust object tracking with online multiple instance learning. *IEEE transactions on pattern analysis and machine intelligence*, 33(8):1619–1632, 2011. [2](#), [5](#)
- [2] L. Bertinetto, J. Valmadre, S. Golodetz, O. Miksik, and P. H. S. Torr. Staple: Complementary learners for real-time tracking. In *The IEEE Conference on Computer Vision and Pattern Recognition (CVPR)*, June 2016. [1](#), [2](#), [5](#)
- [3] L. Bertinetto, J. Valmadre, J. F. Henriques, A. Vedaldi, and P. H. Torr. Fully-convolutional siamese networks for object tracking. *arXiv preprint arXiv:1606.09549*, 2016. [1](#), [2](#), [3](#), [5](#)
- [4] D. S. Bolme, J. R. Beveridge, B. A. Draper, and Y. M. Lui. Visual object tracking using adaptive correlation filters. In *Computer Vision and Pattern Recognition (CVPR), 2010 IEEE Conference on*, pages 2544–2550. IEEE, 2010. [2](#), [5](#)
- [5] M. Danelljan, G. Bhat, F. Shahbaz Khan, and M. Felsberg. Eco: Efficient convolution operators for tracking. In *CVPR*, 2017. [1](#), [2](#), [3](#), [5](#)
- [6] M. Danelljan, G. Häger, F. Khan, and M. Felsberg. Accurate scale estimation for robust visual tracking. In *British Machine Vision Conference, Nottingham, September 1-5, 2014*. BMVA Press, 2014. [5](#)
- [7] M. Danelljan, G. Hager, F. Shahbaz Khan, and M. Felsberg. Learning spatially regularized correlation filters for visual tracking. In *Proceedings of the IEEE International Conference on Computer Vision*, pages 4310–4318, 2015. [2](#), [5](#)
- [8] M. Danelljan, A. Robinson, F. Shahbaz Khan, and M. Felsberg. Beyond correlation filters: Learning continuous convolution operators for visual tracking. In *ECCV*, 2016. [1](#), [2](#)
- [9] M. Danelljan, F. Shahbaz Khan, M. Felsberg, and J. Van de Weijer. Adaptive color attributes for real-time visual track-

- ing. In *Proceedings of the IEEE Conference on Computer Vision and Pattern Recognition*, pages 1090–1097, 2014. 2
- [10] H. K. Galoogahi, A. Fagg, C. Huang, D. Ramanan, and S. Lucey. Need for speed: A benchmark for higher frame rate object tracking. *arXiv preprint arXiv:1703.05884*, 2017. 2, 3
- [11] H. Grabner, C. Leistner, and H. Bischof. Semi-supervised on-line boosting for robust tracking. *Computer Vision–ECCV 2008*, pages 234–247, 2008. 2
- [12] M. Grundmann, V. Kwatra, and I. Essa. Auto-directed video stabilization with robust 11 optimal camera paths. In *Computer Vision and Pattern Recognition (CVPR), 2011 IEEE Conference on*, pages 225–232. IEEE, 2011. 3
- [13] D. Held, S. Thrun, and S. Savarese. Learning to track at 100 fps with deep regression networks. In *European Conference Computer Vision (ECCV)*, 2016. 1, 2, 3, 5
- [14] J. F. Henriques, R. Caseiro, P. Martins, and J. Batista. Exploiting the circulant structure of tracking-by-detection with kernels. In *European conference on computer vision*, pages 702–715. Springer, 2012. 2
- [15] J. F. Henriques, R. Caseiro, P. Martins, and J. Batista. High-speed tracking with kernelized correlation filters. *IEEE Transactions on Pattern Analysis and Machine Intelligence*, 37(3):583–596, 2015. 2, 5
- [16] S. Hong, T. You, S. Kwak, and B. Han. Online tracking by learning discriminative saliency map with convolutional neural network. In *International Conference on Machine Learning*, pages 597–606, 2015. 3
- [17] Y. Hua, K. Alahari, and C. Schmid. Occlusion and motion reasoning for long-term tracking. In *European Conference on Computer Vision*, pages 172–187. Springer, 2014. 1
- [18] Z. Kalal, K. Mikolajczyk, and J. Matas. Tracking-learning-detection. *IEEE transactions on pattern analysis and machine intelligence*, 34(7):1409–1422, 2012. 1, 2, 5
- [19] H. Kiani Galoogahi, A. Fagg, and S. Lucey. Learning background-aware correlation filters for visual tracking. In *Proceedings of the IEEE Conference on Computer Vision and Pattern Recognition*, pages 1135–1143, 2017. 2, 5
- [20] H. Kiani Galoogahi, T. Sim, and S. Lucey. Correlation filters with limited boundaries. In *Proceedings of the IEEE Conference on Computer Vision and Pattern Recognition*, pages 4630–4638, 2015. 2
- [21] M. Kristan, J. Matas, A. Leonardis, et al. The visual object tracking vot2014 challenge results. In *ECCV Workshop*, 2014. 2, 3
- [22] M. Kristan, J. Matas, A. Leonardis, M. Felsberg, L. Cehovin, G. Fernández, T. Vojir, G. Hager, G. Nebehay, and R. Pflugfelder. The visual object tracking vot2015 challenge results. In *ICCV workshops*, pages 1–23, 2015. 2, 3
- [23] M. Kumar, V. Gandhi, R. Ronfard, and M. Gleicher. Zooming on all actors: Automatic focus+ context split screen video generation. In *Computer Graphics Forum*, volume 36, pages 455–465. Wiley Online Library, 2017. 3
- [24] H. Li, Y. Li, and F. Porikli. Robust online visual tracking with a single convolutional neural network. In *Asian Conference on Computer Vision*, pages 194–209. Springer, 2014. 3
- [25] Y. Li and J. Zhu. A scale adaptive kernel correlation filter tracker with feature integration. In *ECCV Workshops (2)*, pages 254–265, 2014. 2, 5
- [26] P. Liang, E. Blasch, and H. Ling. Encoding color information for visual tracking: Algorithms and benchmark. *IEEE Transactions on Image Processing*, 24(12):5630–5644, 2015. 2, 3
- [27] A. Lukei, T. Voj, L. Cehovin Zajc, J. Matas, and M. Kristan. Discriminative correlation filter with channel and spatial reliability. In *CVPR*, 2017. 5
- [28] C. Ma, J.-B. Huang, X. Yang, and M.-H. Yang. Hierarchical convolutional features for visual tracking. In *Proceedings of the IEEE International Conference on Computer Vision*, 2015. 2
- [29] C. Ma, X. Yang, C. Zhang, and M.-H. Yang. Long-term correlation tracking. In *Proceedings of the IEEE Conference on Computer Vision and Pattern Recognition*, pages 5388–5396, 2015. 1, 2, 5
- [30] M. Mueller, N. Smith, and B. Ghanem. A benchmark and simulator for uav tracking. In *European Conference on Computer Vision*, pages 445–461. Springer, 2016. 2, 3
- [31] H. Nam and B. Han. Learning multi-domain convolutional neural networks for visual tracking. In *The IEEE Conference on Computer Vision and Pattern Recognition (CVPR)*, June 2016. 1, 2, 3, 5
- [32] A. W. Smeulders, D. M. Chu, R. Cucchiara, S. Calderara, A. Dehghan, and M. Shah. Visual tracking: An experimental survey. *IEEE Transactions on Pattern Analysis and Machine Intelligence*, 36(7):1442–1468, 2014. 2, 3
- [33] Y. Song, C. Ma, L. Gong, J. Zhang, R. Lau, and M.-H. Yang. Crest: Convolutional residual learning for visual tracking. In *IEEE International Conference on Computer Vision*, pages 2555 – 2564, 2017. 5
- [34] J. S. Supancic and D. Ramanan. Self-paced learning for long-term tracking. In *Proceedings of the IEEE conference on computer vision and pattern recognition*, pages 2379–2386, 2013. 1
- [35] C. Vondrick, D. Patterson, and D. Ramanan. Efficiently scaling up crowdsourced video annotation. *IJCV*, pages 1–21, 2012. 3
- [36] N. Wang, S. Li, A. Gupta, and D.-Y. Yeung. Transferring rich feature hierarchies for robust visual tracking. *arXiv preprint arXiv:1501.04587*, 2015. 3
- [37] N. Wang and D.-Y. Yeung. Learning a deep compact image representation for visual tracking. In *Advances in neural information processing systems*, pages 809–817, 2013. 3
- [38] Y. Wu, J. Lim, and M.-H. Yang. Online object tracking: A benchmark. In *Proceedings of the IEEE conference on computer vision and pattern recognition*, pages 2411–2418, 2013. 1, 2, 3, 5
- [39] Y. Wu, J. Lim, and M.-H. Yang. Object tracking benchmark. *IEEE Transactions on Pattern Analysis and Machine Intelligence*, 37(9):1834–1848, 2015. 2, 3
- [40] S. Yun, J. Choi, Y. Yoo, K. Yun, and J. Young Choi. Action-decision networks for visual tracking with deep reinforcement learning. In *The IEEE Conference on Computer Vision and Pattern Recognition (CVPR)*, 2017. 1, 2, 3, 5

- [41] J. Zhang, S. Ma, and S. Sclaroff. Meem: robust tracking via multiple experts using entropy minimization. In *European Conference on Computer Vision*, pages 188–203. Springer, 2014. [2](#), [5](#)
- [42] T. Zhang, C. Xu, and M.-H. Yang. Multi-task correlation particle filter for robust object tracking. In *Proceedings of IEEE Conference on Computer Vision and Pattern Recognition*, volume 7, 2017. [1](#), [2](#)
- [43] L. Cehovin Zajc, A. Lukezic, A. Leonardis, and M. Kristan. Beyond standard benchmarks: Parameterizing performance evaluation in visual object tracking. 2017. [2](#)