

A PARTICLE MODEL FOR THE HERDING PHENOMENA INDUCED BY DYNAMIC MARKET SIGNALS

HYEONG-OHK BAE, SEUNG-YEON CHO, SANG-HYEOK LEE, AND SEOK-BAE YUN

ABSTRACT. In this paper, we study the herding phenomena in financial markets arising from the combined effect of (1) non-coordinated collective interactions between the market players and (2) concurrent reactions of market players to dynamic market signals. By interpreting the expected rate of return of an asset and the favorability on that asset as position and velocity in phase space, we construct an agent-based particle model for herding behavior in finance. We then define two types of herding functionals using this model, and show that they satisfy a Gronwall type estimate and a LaSalle type invariance property respectively, leading to the herding behavior of the market players. Various numerical tests are presented to numerically verify these results.

1. INTRODUCTION

Collective behaviors such as aggregation, fads, fashion, flocking and herding are frequently observed in nature [7, 8, 14, 16, 35] and society [5, 9, 19, 25]. Among these various types of collective behaviors, the flocking phenomena, in which alignment of the velocity occurs through the process of adjusting the velocity according to the particles around it, has seen tremendous progress recently. Several models have been suggested such as the Cucker-Smale model [16, 17] or Viseck model [34], and many successful mathematical theories have been developed to understand those models [13, 15, 21, 22, 23, 24, 30].

In this paper, we study the herding behavior arising in financial markets using a particle model. The term herding is used in several different contexts. The most basic meaning underlying them is the gathering behavior of individuals to form a group and move as a group. Therefore, unlike the flocking phenomena, the adjustment occurs also between position variables and, therefore, the interactions between position and velocity may play important roles in the dynamics. In finance and economy, herding is often used to describe the phenomena in which the market players tend more and more to follow the market trend even though one's own opinion, information, favorability or instinct are against it [5]. The expression "information cascade" is also frequently used.

In traditional economics and finance, it is assumed that all agents are rational, and all the information is already reflected on the price (efficient markets hypothesis), which implies the absence of bubbles [4, 29, 31, 32]. However, as we can see in the examples of Tulip mania in 1637, the South Sea Bubble in 1711-1720, the stock market boom in 2000, and the financial crisis in US housing market in 2007, there have been many irrational events like bubbles and crashes. It is not clear whether these phenomena are caused solely by herding

H.-O. Bae was supported by the Basic Science Research Program through the National Research Foundation of Korea (NRF) funded by the Ministry of Education, Science and Technology (2015R1D1A1A01057976). S.-B. Yun was supported by the Basic Science Research Program through the National Research Foundation of Korea (NRF) funded by the Ministry of Education, Science and Technology by (NRF-2016R1D1A1B03935955).

behavior of the market players, but herding definitely plays a crucial role in the formulation of such phenomena.

Previous works on herding behavior in finance were largely based on sequential analysis [4, 5, 6, 9, 10, 26, 27], in which the effect of the decision of the first player on the behavior of subsequent players was analyzed. (See Section 2.) In this paper, we study the herding phenomena arising from concurrent reaction to other players and dynamic market signals. By the word “dynamic”, we mean either (1) the signal changes with time, or (2) the signal is determined by the dynamics of market players.

For this, we introduce two variables: $x_i(t)$: the rate of return of assets over time t expected by i th market player, and $v_i(t)$: the favorability that i th market player has on those assets at time t . These two variables play the role of position and velocity of a self-propelled particle in the phase space, and enable one to derive a particle model giving dynamical relations between the rate of return, favorability and the market signal. (See Section 2.) We then analyze the herding properties of the system by deriving two Lyapunov type herding functionals satisfying a Gronwall type inequality and LaSalle type invariance conditions respectively. (See Section 3, 4, 5.)

In flocking models, the occupation of the same place by several particles is considered to be undesirable [2, 12, 16, 17]. In contrast, we allow “particles” to occupy the same x and v . Such overlap corresponds to the emergence of consensus on the expected rate of return and the favorability on specific assets, which is exactly what we try to model.

The outline of this paper is as follows: In Section 2, we derive a particle model describing herding phenomena induced by dynamic market signals. A motivation of our model from the perspective of a pricing model in finance is also given. In Section 3, our main herding theorems are presented. Section 4 and Section 5 are then devoted to the proof of the main results. In Section 6, we provide some relevant numerical simulations. The conclusion and possible future projects are discussed in Section 7.

2. PARTICLE MODEL FOR HERDING BEHAVIOR IN FINANCE

Suppose there are N market players and M assets, such as stocks or real estimates. For simplicity we assume that no new players or assets enter or leave the market. We then define $x_i(t) = (x_i^1(t), \dots, x_i^M(t)) \in \mathbb{R}^M$ and $v_i(t) = (v_i^1(t), \dots, v_i^M(t)) \in \mathbb{R}^M$, ($i = 1, \dots, N$) in the following way:

- $x_i(t)$: the rate of return of the assets $1, \dots, M$ expected by market player i over time t .
- $v_i(t)$: the favorability that market player i has on those assets $1, \dots, M$ at time t .

We denote $x(t) = (x_1(t), x_2(t), \dots, x_N(t)) \in \mathbb{R}^{MN}$ and $v(t) = (v_1(t), v_2(t), \dots, v_N(t)) \in \mathbb{R}^{MN}$.

It is natural to assume that the market players may consider the value of the asset in a more favorable way if the expectation on the rate of return rises, and the opposite when the rate of return decreases. In this regard, we relate x_i and v_i by

$$\frac{dx_i}{dt} = v_i. \quad (i = 1, \dots, N)$$

To describe the dynamics of v_i , we assume that the market players are very sensitive to market trend and imitative strategy prevails in the market, which is believed to be true by both economists and market participants up to certain level. We formulate this assumption

by postulating that the favorability is affected by other player's assessment in the following three ways:

- (1) Other players' evaluation on the expected rate of return for the assets:

$$\frac{1}{N} \sum_{j=1}^N \phi_{ij}(x_j - x_i).$$

- (2) Other players' favorability on the assets:

$$\frac{1}{N} \sum_{j=1}^N \phi_{ij}(v_j - v_i).$$

In (1) and (2), ϕ_{ij} is the communication rate between player i and player j , whose precise form will be given below.

- (3) Various types of signals from the market also influence players' opinion and decision. Such an influence can be observed more clearly when the market is experiencing a rapid transition or turmoil such as the 1997 Asian financial crisis and the subprime mortgage crisis in 2008, to name a few. To systematically formulate such signals, we introduce a function $w(x, t)$, which we call the "dynamic market signal", and assume that the favorability on the asset is affected by how big the difference is between the expected return and the signal:

$$w(x, t) - x_i(t).$$

Explicit examples of w will be considered below.

By combining the above three effects, we derive our main model:

$$(2.1) \quad \begin{aligned} \frac{dx_i}{dt} &= v_i, \\ \frac{dv_i}{dt} &= \frac{\lambda_x}{N} \sum_{j=1}^N \phi_{ij}(x_j(t) - x_i(t)) + \frac{\lambda_v}{N} \sum_{j=1}^N \phi_{ij}(v_j(t) - v_i(t)) + \lambda_w(w(x, t) - x_i(t)), \end{aligned}$$

where λ_x , λ_v and λ_w are interaction strength.

Several choices can be made for the communication rate ϕ_{ij} , which determine how strongly a player's expected rate of return and favorability are influenced by those of other players in the market. Throughout this paper, we use

$$\phi_{ij} := \phi(x_i, x_j) = \frac{1}{(1 + |x_i - x_j|^2)^{\frac{\gamma}{2}}}$$

for $\gamma > 0$. We remark that the effect of noise should be considered for this model to be more realistic:

$$\begin{aligned} \frac{dx_i}{dt} &= v_i, \\ dv_i &= \frac{\lambda_x}{N} \sum_{j=1}^N \phi_{ij}(x_j(t) - x_i(t))dt + \frac{\lambda_v}{N} \sum_{j=1}^N \phi_{ij}(v_j(t) - v_i(t))dt \\ &\quad + \lambda_w(w(x, t) - x_i(t))dt + \sigma_i dW_t^i, \end{aligned}$$

where σ_i is the volatility and W_t^i is M -dimensional Brownian motion. Throughout this paper, however, we neglect the effect of noise and consider only (2.1) for simplicity and clarity. We leave it as a future project.

Examples of the dynamic market signal $w(x, t)$: We can choose various types of mathematical expressions for the dynamic market signal depending on the market situation. Some of the financially interesting examples are:

- (a) A sweeping trend of the market that the market players cannot handle. (Ex: abrupt upheaval in the market such as economic crisis or the rise and fall of foreign currency exchange rate) In this case, we set

$$w = w(t)$$

to be a given function of time.

- (b) Asymmetric information or signal from an informed influential market player like Warren Buffett. Without loss of generality, we fix x_1 to be such influential player so that we can set

$$w(x, t) = x_1.$$

That is, the rate of return expected by an influential player is a strong affecting factor in the market

- (c) Average market expectation, market atmosphere or some average index such as Dow Johns index, which is believed to reflect such average market expectation, in which case we can define

$$w(x, t) = \frac{1}{N} \sum_i^N x_i.$$

We will show that the herding behavior induced by these signals can be explained in a unified manner. (See Section 3.)

Financial motivation of the model: We now provide a financial motivation of our model (2.1). For that, we recall the geometric Brownian motion for an asset price $S(t)$:

$$\frac{dS}{S} = \mu dt + \sigma dW_t,$$

where μ is the instantaneous expected rate of return, σ the volatility and W_t the one-dimensional Brownian motion. We then apply Ito's formula:

$$S(t) = S(0)e^{\int_0^t \mu(s) - \frac{1}{2}\sigma(s)^2 ds + \int_0^t \sigma(s) dW_s},$$

and take expectation $\mathbb{E}[\cdot]$ to $S(t)$ to get

$$\mathbb{E}[S(t)] = S(0)e^{\int_0^t \mu(s) ds},$$

or equivalently,

$$(2.2) \quad \frac{d}{dt} \log \mathbb{E}[S(t)] = \mu(t).$$

According to [28], the expected rate of return μ is generated by the following stochastic differential equation

$$(2.3) \quad d\mu = a(\theta - \mu)dt + \delta\sigma dW_t,$$

where the first term represents a long-run regressive adjustment of the expected rate of return toward a normal rate of return θ with the adjustment speed a , and the second term

is a short-run extrapolative adjustment of the expected rate of return of the error-learning type with the adjustment speed δ . Coupling (2.3) with (2.2), we get the following system:

$$\frac{d}{dt} \log \mathbb{E}[S] = \mu, \quad d\mu = a(\theta - \mu)dt + \delta\sigma dW_t.$$

This can be generically extended to multi-variable system: ($i = 1, \dots, N$)

$$\frac{d}{dt} \log \mathbb{E}[S_i] = \mu_i, \quad d\mu_i = a(\theta_i - \mu_i)dt + \delta\sigma_i dW_t^i.$$

Rewriting $(\log \mathbb{E}[S_i], \mu_i)$ by (x_i, v_i) and taking $\delta = 0$, we may express this as a particle model:

$$x'_i = v_i, \quad v'_i = a(\theta_i - v_i).$$

Now, if we make the following choice:

$$a = \lambda_v, \quad \theta_i(t) = \frac{1}{N} \sum_{j=1}^N v_j,$$

we recover our herding model (2.1) with $\lambda_x = \lambda_w = 0$ and $\phi_{ij} = 1$.

Brief review of the studies in Finance on Herding: Herding behavior in finance has been extensively studied in the literature including [4, 5, 6, 9, 10, 27]. Herding behavior is associated with people blindly following the decisions of others [10]. Imitating somebody's action can be rational if the predecessor's action affects one's (1) payoff structure such that imitation leads to a higher payoff (payoff externality) and/or (2) his probability assessment of the state of the world such that it dominates the private signal (informational externality). Herding due to informational externalities occurs if an agent imitates the decision of his predecessor even though his own signal might advise him to take a different action. This herding can also lead to informational cascades. In [5], the concepts of investor herding and informational cascade are defined:

- An *informational cascade* occurs in a period t when

$$P(h_t|V, H_t) = P(h_t|H_t) \quad \forall V, h_t.$$

- A trader with private information x_θ engages in *herd behavior* at time t if he buys when $V_\theta^0(x_\theta) < V_m^0 < V_m^t$ or if he sells when $V_\theta^0(x_\theta) > V_m^0 > V_m^t$; and buying (or selling) is strictly preferred to other actions.

Here, $P(\cdot|\cdot)$ means the conditional probability, V denotes the value of the new information, H_t is the history of actions until time t , and h_t is the action (buy or sell) taken by the trader (market player) who arrives in period t , x_θ is the private information of trader θ , $V_m^t := \mathbb{E}[V|H_t]$ is the market maker's expected value for the asset given public information, which we sometimes refer to as the price, and $V_\theta^t(x) := \mathbb{E}[V|H_t, x_\theta = x]$ is the expected value of an informed trader θ .

In an informational cascade, new information on the asset does not affect the decision of the market players. The above technical definition in [5] of the buying herding behavior can be expressed in the following three steps: (1) Initially a trader's evaluation is less than the market value of the asset, so that he is inclined to sell. (2) The market value of the asset is, nevertheless, increasing. (3) The trader must want to buy the asset ignoring his own evaluation. Also in [5], it is shown that whether or not herd behavior affects asset prices, asset prices can certainly affect herd behavior.

Even though it can make a large difference whether the market players decide sequentially or simultaneously, most herding models are studied sequentially. Up to the best knowledge

of authors, particle model interpreting it as a dynamical system that reacts concurrently to other players and the market signal has not been proposed. A related study can be found in [1, 3], where the flocking behavior of volatility is considered using Cucker-Smale type models.

As related works, we mention [18, 20], where Boltzmann type kinetic equations were suggested to model the dynamics of a market and understand the formation of bubbles and crashes through the combined effect of public information and herding (See also [33].), and [11] in which a macroscopic herding model of Keller-Siegel type was introduced to simulate herding behaviours of human crowds.

3. MAIN RESULTS

In this section, we present our main results. We start with some simplification of our model for the convenience of proof.

3.1. Centralized herding model: We first record a simple result on the averaged motion x_i and v_i . Let x_c, v_c denote the average expected rate of return and the average favorability respectively:

$$x_c(t) = \frac{1}{N} \sum_{i=1}^N x_i(t), \quad v_c(t) = \frac{1}{N} \sum_{i=1}^N v_i(t).$$

These averaged quantities evolve according to the following simple system:

Lemma 3.1. *x_c and v_c satisfy*

$$\begin{aligned} \frac{d}{dt} x_c(t) &= v_c(t), \\ \frac{d}{dt} v_c(t) &= \lambda_w (w(x, t) - x_c(t)). \end{aligned}$$

Proof. Since $\phi_{ij} = \phi_{ji}$ for all $1 \leq i, j \leq N$, we have from symmetry argument

$$(3.1) \quad \sum_{i=1}^N \sum_{j=1}^N \phi_{ij} (x_j - x_i) = \sum_{i=1}^N \sum_{j=1}^N \phi_{ij} (v_j - v_i) = 0.$$

Using these identity with $\frac{1}{N} \sum_{i=1}^N w(x, t) = w(x, t)$, we get the desired result by summing (2.1) over $1 \leq i \leq N$. \square

We will show that the large time behavior of (x, v) is governed by (x_c, v_c) . In view of this, we replace

$$x_i(t) - x_c(t) \rightarrow \hat{x}_i(t), \quad v_i(t) - v_c(t) \rightarrow \hat{v}_i(t),$$

in our model (2.1) to get

$$(3.2) \quad \begin{aligned} \frac{d\hat{x}_i}{dt} &= \hat{v}_i, \\ \frac{d\hat{v}_i}{dt} &= \frac{\lambda_x}{N} \sum_{j=1}^N \hat{\phi}_{ij} (\hat{x}_j(t) - \hat{x}_i(t)) + \frac{\lambda_v}{N} \sum_{j=1}^N \hat{\phi}_{ij} (\hat{v}_j(t) - \hat{v}_i(t)) - \lambda_w \hat{x}_i(t), \end{aligned}$$

where $\hat{\phi}_{ij} := \phi(\hat{x}_i, \hat{x}_j)$. Note that

$$(3.3) \quad \hat{x}_c(t) = \hat{v}_c(t) = 0 \text{ for all } t \geq 0.$$

From now on, we study only this centralized version for clarity and simplicity.

3.2. Two herding functionals: We define two kinds of herding energies \mathcal{E}_1 and \mathcal{E}_2 and prove their decay property. \mathcal{E}_1 is defined on a rather stringent assumptions on the parameters and initial configuration, but an explicit exponential herding rate can be derived (Theorem 3.3). For \mathcal{E}_2 , such explicit herding rate is not available, but restrictions on the parameters and initial configuration can be relaxed a lot (Theorem 3.6). To state our main theorem, we first need to define some notations to be kept throughout this paper.

- L^2 deviation and covariance functionals:

$$X(t) = \sum_{i=1}^N |\hat{x}_i(t)|^2, \quad V(t) = \sum_{i=1}^N |\hat{v}_i(t)|^2$$

and

$$C(X, V)(t) = \sum_{i=1}^N \hat{x}_i(t) \cdot \hat{v}_i(t).$$

- Weighted L^2 deviation and weighted covariance functionals:

$$X_\phi(t) = \frac{1}{N} \sum_{i=1}^N \sum_{j=1}^N \hat{\phi}_{ij} |\hat{x}_i(t) - \hat{x}_j(t)|^2, \quad V_\phi(t) = \frac{1}{N} \sum_{i=1}^N \sum_{j=1}^N \hat{\phi}_{ij} |\hat{v}_i(t) - \hat{v}_j(t)|^2$$

and

$$C_\phi(X, V)(t) = \frac{1}{N} \sum_{i=1}^N \sum_{j=1}^N \hat{\phi}_{ij} (\hat{x}_i(t) - \hat{x}_j(t)) (\hat{v}_i(t) - \hat{v}_j(t)).$$

We define the herding behavior of market:

Definition 3.2. Let $(\hat{x}(t), \hat{v}(t))$ be the solution to (3.2). Then, we say that the herding phenomena occurs if

$$\lim_{t \rightarrow \infty} |\hat{x}_i(t) - \hat{x}_j(t)| = 0 \quad \text{and} \quad \lim_{t \rightarrow \infty} |\hat{v}_i(t) - \hat{v}_j(t)| = 0 \quad \text{for all } i \neq j.$$

We now state our main theorem.

3.3. Main result I - Exponential herding: Define the herding energy of the market by

$$\mathcal{E}_1(t) = \lambda_w X(t) + \frac{2\lambda_x^2}{(\lambda_x + \lambda_w)\lambda_v} C(X, V)(t) + V(t).$$

Theorem 3.3. Let $\gamma > 0$. Suppose the interaction strength λ_x , λ_v and λ_w satisfy

$$(3.4) \quad \frac{1}{2} \left(\frac{\lambda_v}{\lambda_x} \right)^2 \lambda_w > 1.$$

Assume that the initial configuration satisfies

$$(3.5) \quad \max_{i,j} |\hat{x}_i(0) - \hat{x}_j(0)| < \frac{1}{2} \sqrt{\left(\frac{1}{2} \left(\frac{\lambda_v}{\lambda_x} \right)^2 \lambda_w \right)^{2/\gamma} - 1}$$

and

$$(3.6) \quad \mathcal{E}_1(0) < \frac{3}{2} \left(1 - \frac{M_0}{2} \right) \lambda_w \max_{i,j} |\hat{x}_i(0) - \hat{x}_j(0)|^2,$$

where M_0 denotes

$$(3.7) \quad M_0 = \frac{1}{(1 + 4 \max_{i,j} |\hat{x}_i(0) - \hat{x}_j(0)|^2)^{\frac{\gamma}{2}}}.$$

Then the herding functional \mathcal{E}_1 decays exponentially fast:

$$\mathcal{E}_1(t) \leq e^{-\kappa t} \mathcal{E}_1(0),$$

where the decay rate κ is explicitly given by

$$\kappa = \delta \min \left\{ \frac{1}{2}, -1 + \frac{1}{2} \left(\frac{\lambda_v}{\lambda_x} \right)^2 \lambda_w M_0 \right\} \frac{2\lambda_x^2}{(\lambda_x + \lambda_w)\lambda_v}$$

and $0 < \delta < 1$ is a constant to be chosen in the proof. Moreover, we have

$$(3.8) \quad \max_{i,j} |\hat{x}_i(t) - \hat{x}_j(t)| < 2 \max_{i,j} |\hat{x}_i(0) - \hat{x}_j(0)|$$

for all $t \geq 0$.

Remark 3.4. (1) \mathcal{E}_1 is always non-negative under the condition of Theorem 3.3. (2) The set of (x, v) satisfying the above conditions (3.5) and (3.6) is non-empty. The proof of these remarks will be given at the end of Section 4.

An immediate corollary is that the market shows an exponentially fast herding phenomena.

Corollary 3.5. *Under the assumptions in Theorem 3.3, herding occurs exponentially fast in the market:*

$$|\hat{x}_i(t) - \hat{x}_j(t)|^2 \leq C_1 e^{-\kappa t} \mathcal{E}_1(0), \quad |\hat{v}_i(t) - \hat{v}_j(t)|^2 \leq C_2 e^{-\kappa t} \mathcal{E}_1(0) \quad (1 \leq i, j \leq N)$$

for

$$C_1 = \frac{4}{(2 - M_0)\lambda_w} \quad \text{and} \quad C_2 = \frac{4M_0\lambda_w}{2M_0\lambda_w - \alpha^2}.$$

Here, α denotes

$$\alpha = \frac{2\lambda_x^2}{(\lambda_x + \lambda_w)\lambda_v}$$

and M_0 is defined by (3.7).

3.4. Main result II - Herding without decaying rate: We define another market energy $\mathcal{E}_2(t)$ that eventually vanishes even without any restrictions on $\lambda_x, \lambda_v, \lambda_w > 0$ and initial configurations. First, we define

$$(3.9) \quad S_\gamma(t) := \begin{cases} \frac{1}{N} \sum_{i=1}^N \sum_{j=1}^N \left\{ \frac{1}{(1 + |\hat{x}_i - \hat{x}_j|^2)^{\frac{\gamma-2}{2}}} - 1 \right\}, & (0 < \gamma < 2) \\ \frac{1}{N} \sum_{i=1}^N \sum_{j=1}^N \log(1 + |\hat{x}_i - \hat{x}_j|^2), & (\gamma = 2) \\ \frac{1}{N} \sum_{i=1}^N \sum_{j=1}^N \left\{ 1 - \frac{1}{(1 + |\hat{x}_i - \hat{x}_j|^2)^{\frac{\gamma-2}{2}}} \right\}. & (\gamma > 2) \end{cases}$$

Note that $S_\gamma(t) \geq 0$ for all $t \geq 0$. Now, for any $\lambda_x, \lambda_v, \lambda_w > 0$, we define the herding energy $\mathcal{E}_2(t)$ of the market by

$$\mathcal{E}_2(t) := \lambda_w X(t) + V(t) + \lambda_x \beta_\gamma^{-1} S_\gamma(t),$$

where $\beta_\gamma > 0$ is

$$\beta_\gamma = \begin{cases} 2 - \gamma, & (0 < \gamma < 2) \\ 2, & (\gamma = 2) \\ \gamma - 2. & (\gamma > 2) \end{cases}$$

Theorem 3.6. For any positive constants λ_x , λ_v and λ_w with initial data $\{x_i(0), v_i(0)\}_{i=1}^N$, $\mathcal{E}_2(t)$ goes to 0 as t tends to ∞ .

Remark 3.7. (1) For any positive constants λ_x , λ_v and λ_w , \mathcal{E}_2 is non-negative. (2) Theorem 3.6 generalizes Theorem 3.3 in the sense that we do not impose any restriction on the initial configuration, nor on the parameters λ_x , λ_v and λ_w except for positivity. Explicit herding rate, however, is not available in this case.

This leads to the following general herding phenomena, which holds unconditionally.

Corollary 3.8. Under the assumptions in Theorem 3.6, the herding phenomena occurs in the market:

$$\lim_{t \rightarrow \infty} |\hat{x}_i(t) - \hat{x}_j(t)| = 0, \quad \lim_{t \rightarrow \infty} |\hat{v}_i(t) - \hat{v}_j(t)| = 0. \quad (1 \leq i, j \leq N)$$

4. PROOF OF THEOREM 3.3: EXPONENTIALLY FAST HERDING

Before we delve into the proof of the main theorem, we establish several technical lemmas.

Lemma 4.1. We have

$$\begin{aligned} \frac{d}{dt} X(t) &= 2C(X, V)(t), \\ \frac{d}{dt} V(t) &= -2\lambda_w C(X, V)(t) - \lambda_x C_\phi(X, V)(t) - \lambda_v V_\phi(t). \end{aligned}$$

Proof. The first identity is immediate:

$$\frac{d}{dt} \sum_{i=1}^N |\hat{x}_i(t)|^2 = 2 \sum_{i=1}^N \hat{x}_i(t) \cdot \hat{v}_i(t).$$

For the second one, we compute

$$\begin{aligned} \frac{d}{dt} \sum_{i=1}^N |\hat{v}_i(t)|^2 &= 2 \sum_{i=1}^N \hat{v}_i(t) \cdot \left\{ -\lambda_w \hat{x}_i(t) + \frac{\lambda_x}{N} \sum_{j=1}^N \hat{\phi}_{ij}(\hat{x}_j(t) - \hat{x}_i(t)) + \frac{\lambda_v}{N} \sum_{j=1}^N \hat{\phi}_{ij}(\hat{v}_j(t) - \hat{v}_i(t)) \right\} \\ &\equiv I + II + III. \end{aligned}$$

Then, clearly,

$$I = -2\lambda_w \sum_{i=1}^N \hat{x}_i(t) \cdot \hat{v}_i(t).$$

In view of (3.1), we have

$$\begin{aligned} II &= \frac{2\lambda_x}{N} \sum_{i=1}^N \sum_{j=1}^N \hat{\phi}_{ij} \hat{v}_i \cdot (\hat{x}_j - \hat{x}_i) \\ &= -\frac{\lambda_x}{N} \sum_{i=1}^N \sum_{j=1}^N \hat{\phi}_{ij} (\hat{x}_i - \hat{x}_j) \cdot (\hat{v}_i - \hat{v}_j). \end{aligned}$$

Similarly,

$$\begin{aligned} III &= \frac{2\lambda_v}{N} \sum_{i=1}^N \sum_{j=1}^N \hat{\phi}_{ij} \hat{v}_i \cdot (\hat{v}_j - \hat{v}_i) \\ &= -\frac{\lambda_v}{N} \sum_{i=1}^N \sum_{j=1}^N \hat{\phi}_{ij} |\hat{v}_i - \hat{v}_j|^2. \end{aligned}$$

Therefore,

$$\begin{aligned} \frac{d}{dt} \sum_{i=1}^N |\hat{v}_i(t)|^2 &= -2\lambda_w \sum_{i=1}^N \hat{x}_i \cdot \hat{v}_i \\ &\quad - \frac{\lambda_x}{N} \sum_{i=1}^N \sum_{j=1}^N \hat{\phi}_{ij} (\hat{x}_i - \hat{x}_j) \cdot (\hat{v}_i - \hat{v}_j) \\ &\quad - \frac{\lambda_v}{N} \sum_{i=1}^N \sum_{j=1}^N \hat{\phi}_{ij} |\hat{v}_i - \hat{v}_j|^2. \end{aligned}$$

□

We also need to consider the time evolution of $C(X, V)(t)$:

Lemma 4.2. *For any $t > 0$*

$$\frac{d}{dt} C(X, V)(t) = V(t) - \lambda_w X(t) - \frac{\lambda_x}{2} X_\phi(t) - \frac{\lambda_v}{2} C_\phi(X, V)(t).$$

Proof. See

$$\begin{aligned} \frac{d}{dt} \sum_{i=1}^N \hat{x}_i(t) \cdot \hat{v}_i(t) &= \sum_{i=1}^N \frac{d\hat{x}_i}{dt} \cdot \hat{v}_i + \hat{x}_i \cdot \frac{d\hat{v}_i}{dt} \\ &\equiv I + II. \end{aligned}$$

Computation for I is direct:

$$I = \sum_{i=1}^N |\hat{v}_i|^2.$$

For II , we consider

$$\begin{aligned} II &= \sum_{i=1}^N \hat{x}_i \cdot \left\{ -\lambda_w \hat{x}_i(t) + \frac{\lambda_x}{N} \sum_{j=1}^N \hat{\phi}_{ij} (\hat{x}_j(t) - \hat{x}_i(t)) + \frac{\lambda_v}{N} \sum_{j=1}^N \hat{\phi}_{ij} (\hat{v}_j(t) - \hat{v}_i(t)) \right\} \\ &\equiv II_1 + II_2 + II_3. \end{aligned}$$

We then compute each term. II_1 clearly is

$$II_1 = -\lambda_w \sum_{i=1}^N |\hat{x}_i(t)|^2.$$

From (3.1) and a simple symmetry argument, we get

$$\begin{aligned} II_2 &\equiv \frac{\lambda_x}{N} \sum_i \sum_j \hat{\phi}_{ij} \hat{x}_i \cdot (\hat{x}_j - \hat{x}_i) \\ &= -\frac{\lambda_x}{N} \sum_i \sum_j \hat{\phi}_{ij} \hat{x}_i \cdot (\hat{x}_i - \hat{x}_j) \\ &= -\frac{\lambda_x}{2N} \sum_i \sum_j \hat{\phi}_{ij} |\hat{x}_i - \hat{x}_j|^2 \end{aligned}$$

and

$$\begin{aligned} II_3 &\equiv \frac{\lambda_v}{N} \sum_i \sum_j \hat{\phi}_{ij} \hat{x}_i \cdot (\hat{v}_j - \hat{v}_i) \\ &= -\frac{\lambda_v}{N} \sum_i \sum_j \hat{\phi}_{ij} \hat{x}_i \cdot (\hat{v}_i - \hat{v}_j) \\ &= -\frac{\lambda_v}{2N} \sum_i \sum_j \hat{\phi}_{ij} (\hat{x}_i - \hat{x}_j) \cdot (\hat{v}_i - \hat{v}_j), \end{aligned}$$

so that

$$\begin{aligned} II &= -\lambda_w \sum_{i=1}^N |\hat{x}_i|^2 \\ &\quad - \frac{\lambda_x}{2N} \sum_i \sum_j \hat{\phi}_{ij} |\hat{x}_i - \hat{x}_j|^2 \\ &\quad - \frac{\lambda_v}{2N} \sum_i \sum_j \hat{\phi}_{ij} (\hat{x}_i - \hat{x}_j) (\hat{v}_i - \hat{v}_j). \end{aligned}$$

□

4.1. Proof of Theorem 3.3: We divide the proof into the following two steps:

Step 1: Step 1 is devoted to the proof of the following claim:

Claim: Define $T > 0$ by

$$T = \sup \left\{ t \in \mathbb{R}_+ \mid \max_{i,j} |\hat{x}_i(t) - \hat{x}_j(t)| \leq 2 \max_{i,j} |\hat{x}_i(0) - \hat{x}_j(0)| \right\}.$$

Then we have

$$\frac{d}{dt} \mathcal{E}_1(t) \leq -\kappa \mathcal{E}_1(t)$$

for $0 \leq t < T$. Here $\kappa > 0$ is a constant defined in the statement of Theorem 3.3.

Proof. Recall the definition of α in Corollary 3.5:

$$\alpha := \frac{2\lambda_x^2}{(\lambda_x + \lambda_w)\lambda_v}.$$

Then, by Lemma 4.1 and Lemma 4.2, we have

$$\begin{aligned}
(4.1) \quad \frac{d}{dt} \mathcal{E}_1(t) &= 2\lambda_w C(X, V) + \alpha \left\{ V - \lambda_w X - \frac{\lambda_x}{2} X_\phi - \frac{\lambda_v}{2} C_\phi(X, V) \right\} \\
&+ \left\{ -2\lambda_w C(X, V) - \lambda_x C_\phi(X, V) - \lambda_v V_\phi \right\} \\
&= \alpha V - \alpha \lambda_w X - \frac{\alpha \lambda_x}{2} \left\{ X_\phi + \left(\frac{\lambda_v}{\lambda_x} + \frac{2}{\alpha} \right) C_\phi(X, V) + \frac{\lambda_v}{\lambda_x} \frac{2}{\alpha} V_\phi \right\}.
\end{aligned}$$

Now, using

$$\begin{aligned}
X(t) &= \sum_{i=1}^N \hat{x}_i \cdot \hat{x}_i \\
&= \sum_{i=1}^N (\hat{x}_i - \hat{x}_c) \cdot \hat{x}_i \quad (\hat{x}_c = 0) \\
&= \frac{1}{N} \sum_{i=1}^N \sum_{j=1}^N (\hat{x}_i - \hat{x}_j) \cdot \hat{x}_i \\
&= \frac{1}{2N} \sum_{i=1}^N \sum_{j=1}^N |\hat{x}_i - \hat{x}_j|^2 \\
&= \frac{1}{2N} \sum_{i=1}^N \sum_{j=1}^N (1 - \hat{\phi}_{ij}) |\hat{x}_i - \hat{x}_j|^2 + \frac{1}{2} X_\phi(t),
\end{aligned}$$

we obtain

$$\begin{aligned}
-\alpha \lambda_w X &= -\frac{1}{2} \alpha \lambda_w X - \frac{1}{2} \alpha \lambda_w X \\
&= -\frac{1}{2} \alpha \lambda_w X - \frac{\alpha \lambda_w}{4N} \sum_{i=1}^N \sum_{j=1}^N (1 - \hat{\phi}_{ij}) |\hat{x}_i - \hat{x}_j|^2 - \frac{1}{4} \alpha \lambda_w X_\phi(t).
\end{aligned}$$

Therefore, we have from (4.1)

$$\begin{aligned}
\frac{d}{dt} \mathcal{E}_1(t) &= \alpha V - \frac{1}{2} \alpha \lambda_w X - \frac{\alpha \lambda_w}{4N} \sum_{i=1}^N \sum_{j=1}^N (1 - \hat{\phi}_{ij}) |\hat{x}_i - \hat{x}_j|^2 \\
&- \frac{\alpha \lambda_x}{2} \left\{ \left(1 + \frac{\lambda_w}{2\lambda_x} \right) X_\phi + \left(\frac{\lambda_v}{\lambda_x} + \frac{2}{\alpha} \right) C_\phi(X, V) + \frac{\lambda_v}{\lambda_x} \frac{2}{\alpha} V_\phi \right\} \\
&\leq \alpha V - \frac{1}{2} \alpha \lambda_w X \\
&- \frac{\alpha \lambda_x}{2} \left\{ \left(1 + \frac{\lambda_w}{2\lambda_x} \right) X_\phi + \left(\frac{\lambda_v}{\lambda_x} + \frac{2}{\alpha} \right) C_\phi(X, V) + \frac{\lambda_v}{\lambda_x} \frac{2}{\alpha} V_\phi \right\} \\
&\equiv \alpha V - \frac{1}{2} \alpha \lambda_w X + R.
\end{aligned}$$

We set $L = 1 + \frac{\lambda_w}{2\lambda_x}$ for simplicity, and compute

$$\begin{aligned}
(4.2) \quad R &= -\frac{\alpha\lambda_x}{2} \left\{ LX_\phi + \left(\frac{\lambda_v}{\lambda_x} + \frac{2}{\alpha} \right) C_\phi(X, V) + \frac{2\lambda_v}{\lambda_x\alpha} V_\phi \right\} \\
&= -\frac{\alpha\lambda_x}{2} \left\{ L \left(X_\phi + \frac{1}{L} \left(\frac{\lambda_v}{\lambda_x} + \frac{2}{\alpha} \right) C_\phi(X, V) + \frac{1}{4L^2} \left(\frac{\lambda_v}{\lambda_x} + \frac{2}{\alpha} \right)^2 V_\phi \right) + \frac{\lambda_v^2 \lambda_w}{2\lambda_x^3} V_\phi \right\} \\
&= -\frac{\alpha\lambda_x}{2} \left\{ \frac{L}{N} \sum_{i=1}^N \sum_{j=1}^N \hat{\phi}_{ij} \left((\hat{x}_i - \hat{x}_j) + \frac{1}{2L} \left(\frac{\lambda_v}{\lambda_x} + \frac{2}{\alpha} \right) (\hat{v}_i - \hat{v}_j) \right)^2 + \frac{\lambda_v^2 \lambda_w}{2\lambda_x^3} V_\phi \right\} \\
&\leq -\frac{\alpha\lambda_v^2 \lambda_w}{4\lambda_x^2} V_\phi.
\end{aligned}$$

Since we are assuming

$$\max_{i,j} |\hat{x}_i(t) - \hat{x}_j(t)| \leq 2 \max_{i,j} |\hat{x}_i(0) - \hat{x}_j(0)|,$$

we have

$$\hat{\phi}_{ij} \geq M_0$$

for M_0 defined in (3.7). Therefore,

$$\begin{aligned}
V_\phi &= \frac{1}{N} \sum_{i=1}^N \sum_{j=1}^N \hat{\phi}_{ij} |\hat{v}_i - \hat{v}_j|^2 \\
&\geq \frac{M_0}{N} \sum_{i=1}^N \sum_{j=1}^N |\hat{v}_i - \hat{v}_j|^2 \\
&= \frac{2M_0}{N} \sum_{i=1}^N \sum_{j=1}^N (\hat{v}_i - \hat{v}_j) \hat{v}_i \\
&= 2M_0 \sum_{i=1}^N (\hat{v}_i - \hat{v}_c) \hat{v}_i \\
&= 2M_0 \sum_{i=1}^N |\hat{v}_i|^2, \quad (\hat{v}_c = 0)
\end{aligned}$$

which gives from (4.2)

$$R \leq -\frac{\alpha\lambda_v^2 \lambda_w}{2\lambda_x^2} M_0 V.$$

Finally, we go back to (4.1) with these computations to derive

$$\begin{aligned}
(4.3) \quad \frac{d}{dt} \mathcal{E}_1(t) &\leq -\frac{\alpha\lambda_w}{2} X - \left\{ -1 + \frac{\lambda_v^2 \lambda_w}{2\lambda_x^2} M_0 \right\} \alpha V \\
&\leq -\frac{2\lambda_x^2}{(\lambda_x + \lambda_w)\lambda_v} \min \left\{ \frac{1}{2}, -1 + \frac{1}{2} \left(\frac{\lambda_v}{\lambda_x} \right)^2 \lambda_w M_0 \right\} (\lambda_w X + V).
\end{aligned}$$

Next, we need to show that there exists $\delta > 0$ such that

$$(4.4) \quad -(\lambda_w X + V) \leq -\delta(\lambda_w X + \alpha C(X, V) + V),$$

which is equivalent to find δ such that

$$(1 - \delta) \left\{ \lambda_w X - \frac{\delta}{1 - \delta} \alpha C(X, V) + V \right\} \geq 0.$$

This holds if

$$\frac{\delta^2}{(1 - \delta)^2} \alpha^2 - 4\lambda_w \leq 0.$$

Recalling the definition of α , it can be rewritten as

$$\frac{\delta^2}{(1 - \delta)^2} \leq \lambda_w \frac{\lambda_v^2}{\lambda_x^2} \left(\frac{\lambda_w}{\lambda_x} + 1 \right)^2,$$

which holds true for sufficiently small $\delta > 0$. Now, with this choice of δ , we can combine (4.3) and (4.4) to close the desired Gronwall inequality:

$$\frac{d}{dt} \mathcal{E}_1(t) \leq -\frac{2\lambda_x^2}{(\lambda_x + \lambda_w)\lambda_v} \min \left\{ \frac{1}{2}, -1 + \frac{1}{2} \left(\frac{\lambda_v}{\lambda_x} \right)^2 \lambda_w M_0 \right\} \delta \mathcal{E}_1(t).$$

□

Step 2: We now prove that T prolongs to infinity:

Claim: $T = \infty$, that is,

$$\max_{i,j} |\hat{x}_i(t) - \hat{x}_j(t)| < 2 \max_{i,j} |\hat{x}_i(0) - \hat{x}_j(0)|$$

for all $t > 0$.

Proof. We first rewrite (3.5) as

$$\frac{1}{2} \left(\frac{\lambda_v}{\lambda_x} \right)^2 \lambda_w M_0 > 1$$

and use the positivity of λ_x and λ_w to get

$$2\lambda_w M_0 > \frac{4\lambda_x^4}{(\lambda_x + \lambda_w)^2 \lambda_v^2} = \alpha^2,$$

or, equivalently

$$0 < \frac{\alpha^2}{2M_0\lambda_w} < 1.$$

With this and the fact that $0 < M_0 < 2$, which follows from the definition of M_0 , we see that

$$\begin{aligned} & 0 \leq \left\{ 1 - \frac{M_0}{2} \right\} \lambda_w X(t) \\ & \leq \left\{ 1 - \frac{M_0}{2} \right\} \lambda_w X + \frac{M_0 \lambda_w}{2} \sum_{i=1}^N \left(\hat{x}_i + \frac{\alpha}{M_0 \lambda_w} \hat{v}_i \right)^2 + \left\{ 1 - \frac{\alpha^2}{2M_0 \lambda_w} \right\} V \\ (4.5) \quad & = \left\{ 1 - \frac{M_0}{2} \right\} \lambda_w X + \frac{M_0 \lambda_w}{2} \left\{ X + \frac{2\alpha}{M_0 \lambda_w} C(X, V) + \frac{\alpha^2}{M_0^2 \lambda_w^2} V \right\} + \left\{ 1 - \frac{\alpha^2}{2M_0 \lambda_w} \right\} V \\ & = \lambda_w X(t) + \frac{2\lambda_x^2}{(\lambda_x + \lambda_w)\lambda_v} C(X, V)(t) + V(t) \\ & = \mathcal{E}_1(t). \end{aligned}$$

Therefore, combining this with the result of Claim 1, we get,

$$(4.6) \quad X(t) \leq \frac{\mathcal{E}_1(0)}{(1 - \frac{M_0}{2})\lambda_w} e^{-\kappa t}.$$

Now, contrary to the claim, suppose that there are i_0 and j_0 such that

$$(4.7) \quad |\hat{x}_{i_0}(T_0) - \hat{x}_{j_0}(T_0)| = 2 \max_{i,j} |\hat{x}_i(0) - \hat{x}_j(0)|$$

for some $T_0 > 0$. Then, for any $0 \leq t \leq T_0$, we have from (4.6)

$$\begin{aligned} |\hat{x}_{i_0}(t) - \hat{x}_{j_0}(t)|^2 &\leq 2|\hat{x}_{i_0}(t)|^2 + 2|\hat{x}_{j_0}(t)|^2 \\ &\leq 2X(t) \\ &\leq \frac{\mathcal{E}_1(0)}{(1 - \frac{M_0}{2})\lambda_w} e^{-\kappa t}. \end{aligned}$$

Therefore, applying the result of Step I, we deduce for $0 \leq t \leq T_0$

$$|\hat{x}_{i_0}(t) - \hat{x}_{j_0}(t)|^2 \leq \frac{2\mathcal{E}_1(0)}{(1 - \frac{M_0}{2})\lambda_w} < 3 \max_{i,j} |\hat{x}_i(0) - \hat{x}_j(0)|^2.$$

The last inequality is from (3.6):

$$\mathcal{E}_1(0) < \frac{3}{2} \left(1 - \frac{M_0}{2}\right) \lambda_w \max_{i,j} |\hat{x}_i(0) - \hat{x}_j(0)|^2.$$

In conclusion, we have

$$|\hat{x}_{i_0}(t) - \hat{x}_{j_0}(t)| < \sqrt{3} \max_{i,j} |\hat{x}_i(0) - \hat{x}_j(0)|$$

for all $0 \leq t \leq T_0$, which is contradictory to (4.7). Therefore, $T = \infty$. This completes the proof. \square

4.2. Proof of Corollary 3.5: By definition of X , we have

$$|\hat{x}_i(t) - \hat{x}_j(t)|^2 \leq 2X(t).$$

Then (4.6) gives the desired result. The proof for V is similar.

4.3. Proof of Remark 3.4. (1) It was shown in (4.5) that $\mathcal{E}_1(t)$ is positive under our assumptions in Theorem 3.3.

(2) We only consider the case where there are at least two players in the market, that is $N \geq 2$. For this, we define η by

$$\eta \equiv \frac{1}{2} \sqrt{\left(\frac{1}{2} \left(\frac{\lambda_v}{\lambda_x}\right)^2 \lambda_w\right)^{2/\gamma} - 1} > 0,$$

where the positivity of η comes from (3.4). With this η , we choose $x_1(0)$ and $x_2(0)$ as

$$x_1(0) = \frac{1}{3}\eta \quad \text{and} \quad x_2(0) = -\frac{1}{3}\eta,$$

and set all the remaining $x_i(0)$ and $v_j(0)$ to be zero. Since $x_c(0) = 0$ and $v_c(0) = 0$, we can say $x_i(0) = \hat{x}_i(0)$ and $v_i(0) = \hat{v}_i(0)$. Then, we have

$$\max_{i,j} |\hat{x}_i(0) - \hat{x}_j(0)| = \frac{2}{3}\eta < \eta.$$

Moreover, $\hat{v}(0) = 0$ implies $C(X, V)(0) = V(0) = 0$ and $\hat{x}_1(0) + \hat{x}_2(0) = 0$ does $|\hat{x}_1(0)| = |\hat{x}_2(0)|$. Therefore,

$$\begin{aligned} \mathcal{E}_1(0) &= \lambda_w (|\hat{x}_1(0)|^2 + |\hat{x}_2(0)|^2) \\ &= 2\lambda_w |\hat{x}_1(0)|^2 \\ &= \frac{2}{4} \lambda_w |2\hat{x}_1(0)|^2 \\ &< \frac{3}{2} \left(1 - \frac{M_0}{2}\right) \lambda_w \max_{i,j} |\hat{x}_i(0) - \hat{x}_j(0)|^2. \end{aligned}$$

In the last line, we used

$$0 < M_0 \leq 1$$

and

$$|2\hat{x}_1(0)|^2 = \max_{i,j} |\hat{x}_i(0) - \hat{x}_j(0)|^2.$$

5. PROOF OF THEOREM 3.6: HERDING WITHOUT EXPLICIT DECAY RATE

We start with establishing technical lemmas.

Lemma 5.1. *For any $\gamma > 0$, we have*

$$(5.1) \quad \frac{dS_\gamma(t)}{dt} = \beta_\gamma C_\phi(X, V)(t),$$

where $\beta_\gamma > 0$ is given by

$$\beta_\gamma = \begin{cases} 2 - \gamma, & (0 < \gamma < 2) \\ 2, & (\gamma = 2) \\ \gamma - 2, & (\gamma > 2) \end{cases}$$

Proof. When $\gamma \neq 2$, we have

$$\begin{aligned} \frac{d}{dt} \sum_{i=1}^N \sum_{j=1}^N \frac{1}{(1 + |\hat{x}_i - \hat{x}_j|^2)^{\frac{\gamma-2}{2}}} &= (2 - \gamma) \sum_{i=1}^N \sum_{j=1}^N \frac{(\hat{x}_i - \hat{x}_j)(\hat{v}_i - \hat{v}_j)}{(1 + |\hat{x}_i - \hat{x}_j|^2)^{\frac{\gamma}{2}}} \\ &= (2 - \gamma) \sum_{i=1}^N \sum_{j=1}^N \hat{\phi}_{ij}(\hat{x}_i - \hat{x}_j)(\hat{v}_i - \hat{v}_j). \end{aligned}$$

For $\gamma = 2$, we similarly compute

$$\begin{aligned} \frac{d}{dt} \sum_{i=1}^N \sum_{j=1}^N \log(1 + |\hat{x}_i - \hat{x}_j|^2) &= 2 \sum_{i=1}^N \sum_{j=1}^N \frac{(\hat{x}_i - \hat{x}_j)(\hat{v}_i - \hat{v}_j)}{(1 + |\hat{x}_i - \hat{x}_j|^2)} \\ &= 2 \sum_{i=1}^N \sum_{j=1}^N \hat{\phi}_{ij}(\hat{x}_i - \hat{x}_j)(\hat{v}_i - \hat{v}_j). \end{aligned}$$

□

Lemma 5.2. *For $\lambda_x, \lambda_v, \lambda_w > 0$, we have*

(1) *First derivative:*

$$\mathcal{E}'_2(t) = -\lambda_v V_\phi(t).$$

(2) *Second derivative:*

$$\mathcal{E}_2''(t) = -\frac{\lambda_v}{N} \sum_{i=1}^N \sum_{j=1}^N \left(\hat{\phi}'_{ij} |\hat{v}_i - \hat{v}_j|^2 + 2\hat{\phi}_{ij} (\hat{v}_i - \hat{v}_j) \cdot (\hat{v}'_i - \hat{v}'_j) \right).$$

(3) *Third derivative:*

$$\begin{aligned} \mathcal{E}_2'''(t) &= -\frac{\lambda_v}{N} \sum_{i=1}^N \sum_{j=1}^N \hat{\phi}''_{ij} |\hat{v}_i - \hat{v}_j|^2 \\ &\quad - \frac{\lambda_v}{N} \sum_{i=1}^N \sum_{j=1}^N \left(4\hat{\phi}'_{ij} (\hat{v}_i - \hat{v}_j) \cdot (\hat{v}'_i - \hat{v}'_j) \right) \\ &\quad - \frac{\lambda_v}{N} \sum_{i=1}^N \sum_{j=1}^N \left(2\hat{\phi}_{ij} (\hat{v}'_i - \hat{v}'_j) \cdot (\hat{v}'_i - \hat{v}'_j) \right) \\ &\quad - \frac{\lambda_v}{N} \sum_{i=1}^N \sum_{j=1}^N \left(2\hat{\phi}_{ij} (\hat{v}_i - \hat{v}_j) \cdot (\hat{v}''_i - \hat{v}''_j) \right). \end{aligned}$$

Proof. (1) We differentiate $\mathcal{E}_2(t)$ and use Lemma 5.1 to get

$$\begin{aligned} \frac{d}{dt} \left\{ \lambda_w X + V + \frac{\lambda_x}{\beta_\gamma} S_\gamma \right\} &= 2\lambda_w C(X, V) + \left\{ -2\lambda_w C(X, V) - \lambda_x C_\phi(X, V) - \lambda_v V_\phi \right\} \\ &\quad + \frac{\lambda_x}{\beta_\gamma} \beta_\gamma C_\phi(X, V) \\ &= -\lambda_v V_\phi. \end{aligned}$$

Identities in (2) and (3) follow directly from differentiating $-\lambda_v V_\phi$ in the r.h.s. \square

Lemma 5.3. *Fix $t > 0$. Assume $\{\hat{v}_i(t)\}_{i=1, \dots, N}$ are all identical, but $\{\hat{x}_i(t)\}_{i=1, \dots, N}$ are not. That is,*

$$\sum_{i,j} |\hat{v}_i(t) - \hat{v}_j(t)| = 0, \quad \sum_{i,j} |\hat{x}_i(t) - \hat{x}_j(t)| \neq 0.$$

Then the first, second derivatives of \mathcal{E}_2 vanish at t :

$$\mathcal{E}_2'(t) = \mathcal{E}_2''(t) = 0,$$

and the third derivative of \mathcal{E}_2 is strictly negative at t :

$$\mathcal{E}_2'''(t) < 0.$$

Proof. $\mathcal{E}_2'(t) = \mathcal{E}_2''(t) = 0$ is clear from Lemma 5.2 (1) and (2). For $\mathcal{E}_2'''(t)$, recall from Lemma 5.2 (3) that, when $\{\hat{v}_i(t)\}_{i=1, \dots, N}$ are all identical, all but the third term in the r.h.s vanishes, yielding

$$(5.2) \quad \mathcal{E}_2'''(t) = -\frac{2\lambda_v}{N} \sum_{i=1}^N \sum_{j=1}^N \hat{\phi}_{ij} |\hat{v}'_i - \hat{v}'_j|^2.$$

Therefore, our goal is reduced to showing that the right hand side is not zero. For this, we note from (3.2) that

$$\begin{aligned} \hat{v}'_i - \hat{v}'_j &= -\lambda_w (\hat{x}_i - \hat{x}_j) + \frac{\lambda_x}{N} \sum_{k=1}^N \hat{\phi}_{ik} (\hat{x}_k - \hat{x}_i) + \frac{\lambda_v}{N} \sum_{k=1}^N \hat{\phi}_{ik} (\hat{v}_k - \hat{v}_i) \\ &\quad - \frac{\lambda_x}{N} \sum_{k=1}^N \hat{\phi}_{jk} (\hat{x}_k - \hat{x}_j) - \frac{\lambda_v}{N} \sum_{k=1}^N \hat{\phi}_{jk} (\hat{v}_k - \hat{v}_j), \end{aligned}$$

which, under our assumption of identical favorability, reduces to

$$\hat{v}'_i - \hat{v}'_j = -\lambda_w (\hat{x}_i - \hat{x}_j) + \frac{\lambda_x}{N} \sum_{k=1}^N \hat{\phi}_{ik} (\hat{x}_k - \hat{x}_i) - \frac{\lambda_x}{N} \sum_{k=1}^N \hat{\phi}_{jk} (\hat{x}_k - \hat{x}_j).$$

Now, for a vector \hat{x}_i , let \hat{x}_i^k denote the k th element of \hat{x}_i . That is, $\hat{x}_i = (\hat{x}_i^1, \hat{x}_i^2, \dots, \hat{x}_i^M)$. Then from our assumption, we can find $i_0 \neq j_0$ and d such that

$$\min_i \hat{x}_i^d = \hat{x}_{i_0}^d < \hat{x}_{j_0}^d = \max_i \hat{x}_i^d \quad \text{and} \quad \hat{x}_{i_0}^d \leq \dots \leq \hat{x}_{j_0}^d.$$

For such choice of i_0, j_0 and d , we have

$$\hat{v}'_{i_0}{}^d - \hat{v}'_{j_0}{}^d = -\lambda_w (\hat{x}_{i_0}^d - \hat{x}_{j_0}^d) + \frac{\lambda_x}{N} \sum_{k=1}^N \hat{\phi}_{i_0 k} (\hat{x}_k^d - \hat{x}_{i_0}^d) - \frac{\lambda_x}{N} \sum_{k=1}^N \hat{\phi}_{j_0 k} (\hat{x}_k^d - \hat{x}_{j_0}^d) > 0.$$

We now turn back to (5.2) with this observation to obtain the desired result:

$$\begin{aligned} \mathcal{E}_2'''(t) &= -\frac{2\lambda_v}{N} \sum_{i=1}^N \sum_{j=1}^N \hat{\phi}_{ij} |\hat{v}'_i - \hat{v}'_j|^2 \\ &\leq -\frac{2\lambda_v}{N} \sum_{i=1}^N \sum_{j=1}^N \hat{\phi}_{ij} |\hat{v}'_i{}^d - \hat{v}'_j{}^d|^2 \\ &\leq -\frac{2\lambda_v}{N} \hat{\phi}_{i_0 j_0} |\hat{v}'_{i_0}{}^d - \hat{v}'_{j_0}{}^d|^2 \\ &< 0. \end{aligned}$$

□

5.1. Proof of Theorem 3.6: We first recall the following invariance principle by LaSalle [36]:

Definition 5.4. [36] A set \mathcal{M} is said to be invariant if each solution starting in \mathcal{M} remains in \mathcal{M} for all t . That is,

$$x(0) \in \mathcal{M} \Rightarrow x(t) \in \mathcal{M} \text{ for all } t.$$

Theorem 5.5. [36] Consider the system of differential equations

$$(5.3) \quad \dot{x} = F(x)$$

where $x(t) = (x_1(t), \dots, x_N(t))$ and F is a vector field. Let $L(x)$ be a scalar function with continuous first partials for all x . Assume that

- i) $L(x(t)) > 0$ for all $x \neq 0$,
- ii) $\dot{L}(x(t)) \leq 0$ for all x .

Let E be the set of all points where $\dot{L}(x) = 0$, and let \mathcal{M} be the largest invariant set contained in E . Then every solution of (5.3) bounded for all $t \geq 0$ approaches \mathcal{M} as $t \rightarrow \infty$.

We now start the proof of Theorem 3.6. First, recall that the herding functional $\mathcal{E}_2(t)$ is non-negative:

$$\mathcal{E}_2(t) \geq 0,$$

and vanishes only when $\hat{x}(t) = \hat{v}(t) = 0$. We also have

$$(5.4) \quad \mathcal{E}'_2(t) = -\lambda_v V_\phi(t) \leq 0.$$

The equality holds only when $\{\hat{v}_i\}_{i=1, \dots, N}$ are all identical. (5.4) also implies the boundness of the solutions. Therefore, \mathcal{E}_2 satisfies the conditions of Theorem 5.5. Now, define E to be the null-space of $V_\phi(t)$:

$$E := \{(\hat{x}_1, \dots, \hat{x}_N, \hat{v}_1, \dots, \hat{v}_N) \in \mathbb{R}^{2MN} \mid \hat{v}_1 = \dots = \hat{v}_N\}.$$

Since we are considering the centralized model, and $\hat{v}_c(t) = 0$, E actually is

$$E := \{(\hat{x}_1, \dots, \hat{x}_N, \hat{v}_1, \dots, \hat{v}_N) \in \mathbb{R}^{2MN} \mid \hat{v}_1 = \dots = \hat{v}_N = 0\}.$$

Let \mathcal{M} be the largest invariance set in E . In view of the above invariance theorem, our goal is to verify that \mathcal{M} is trivial:

$$(5.5) \quad \mathcal{M} = \{0\} \subseteq \mathbb{R}^{2MN}.$$

For this, suppose contrarily that there exists an open interval I and a solution $\{\hat{x}_i(t), \hat{v}_i(t)\}_{i=1}^N$ to (3.2) in \mathcal{M} such that

$$\sum_{i,j} |\hat{x}_i(s) - \hat{x}_j(s)| \neq 0 \text{ for } s \in I.$$

Since $\{\hat{x}_i(t), \hat{v}_i(t)\}_{i=1}^N \in E$ by definition, we have

$$\hat{v}_1(t) = \dots = \hat{v}_N(t) = 0,$$

and by Lemma 5.3, the first and second derivative of $\mathcal{E}_2(t)$ vanishes while the third derivative $\mathcal{E}_2'''(t)$ remains strictly negative on I :

$$\mathcal{E}'_2(t) = \mathcal{E}''_2(t) = 0, \quad \mathcal{E}_2'''(t) < 0 \text{ on } I.$$

Therefore, for any $[t_1, t_2] \subset I$, we have from the Taylor's theorem

$$\begin{aligned} 0 = \mathcal{E}'_2(t_2) &= \mathcal{E}'_2(t_1) + (t_2 - t_1)\mathcal{E}''_2(t_1) + \int_{t_1}^{t_2} (t_2 - s)^2 \mathcal{E}_2'''(s) ds \\ &= \int_{t_1}^{t_2} (t_2 - s)^2 \mathcal{E}_2'''(s) ds \\ &< 0, \end{aligned}$$

which is a contradiction. This proves (5.5). The desired result then follows from Theorem 5.5.

6. NUMERICAL SIMULATION

In this section, we present three numerical tests demonstrating the herding behavior in the market. In Test 1, we numerically verify Theorem 3.3 and Theorem 3.6 in the case ($M = 1, N = 5$) with different choices of parameters and initial data. In Test 2, we present trajectories of the numerical solution to (3.2) for two dimensional problem ($M = 2, N = 4$) to visualize the herding phenomenon in multi-d case. In Test 3, we give two dimensional histograms for each variable x and v with $M = 2, N = 500$ for the simulation of large number of players. We employ a fourth-order Runge-Kutta method for the time evolution with fixed time steps in all simulations.

6.1. Numerical test 1. We recall three scenarios of the dynamic market signals presented in Section 2 and fix throughout test 1 as

$$w_1(x, t) = 4 \cos(4t), \quad w_2(x, t) = x_1(t), \quad w_3(x, t) = \frac{1}{N} \sum_{i=1}^N x_i(t).$$

For simplicity, we consider five market players $N = 5$ and one asset $M = 1$.

In the numerical Test 1-1 and 1-2 below, the initial data $(x_i(0), v_i(0))$ have been chosen randomly, and the only difference is the choice of $x_1(0)$:

$$\text{Test 1-1 : } x_1(0) = 10, \quad \text{Test 1-2 : } x_1(0) = -10.$$

The choice $x_1(0) = 10$ means that initially market player x_1 has viewed the market positively, and choice $x_1(0) = -10$ means the opposite. This is to compare the influence of the assessment of the influential player $x_1(t)$ on the market.

In Test 1-3, we consider the dynamics of solutions corresponding to an initial configuration that doesn't satisfy the conditions of Theorem 3.3. We observe that essential features of Theorem 3.3 break down but the result of Theorem 3.6 still holds. It demonstrates that the conditions in Theorem 3.3 are essential. (See Remark 3.7.) Throughout Test 1-1 to 1-3, we consider numerical solutions to the non-centralized model (2.1) to clearly manifest the influence of (x_c, v_c) on the herding dynamics.

6.1.1. Numerical test 1-1: (The case of $x_1(0) = 10$) In this test, we choose $\gamma = 1.5$, $\lambda_x = 0.1$, $\lambda_v = 3$ and $\lambda_w = 2$, which satisfy the parameter assumption (3.4). Initial data is randomly chosen in $[-10, 10] \times [-10, 10]$ to satisfy (3.5) and (3.6) in Theorem 3.3. We obtain numerical solutions to the original non-centralized herding model (2.1) corresponding to each of the three scenarios and plot them in Figure 1, 2 and 3, respectively. The final time is taken as $T = 6$.

In Figure 1, we plot x and v in the case of $w_1(x, t) = 4 \cos(4t)$. We observe that x_i, v_i tend to show similar patterns after $t = 4$. We also see that the average favorability v_c moves up and down. Since the market signal w_1 has an oscillating pattern, it is natural to observe such situation in which the market players tend to change their minds frequently.

In Figure 2, the behaviors of x and v are provided when $w_2(x, t) = x_1$. We see that the numerical solution to the second scenario shows very different phase compared to those presented in Figure 1 even though they start with the same initial random data. After $t = 4$, each v_i seems to converge to a fixed constant about 4, which leads to linear increase in x_i .

In Figure 3, behaviors of x, v are shown for $w_3(x, t) = \frac{1}{N} \sum_{i=1}^N x_i(t)$. We observe that v_c remains unchanged. Recalling Lemma 3.1 implies $\frac{d}{dt} v_c(t) = 0$ in this case, it is natural to have such a fixed constant v_c . We can observe that it also shows the collective behaviors after $t = 4$.

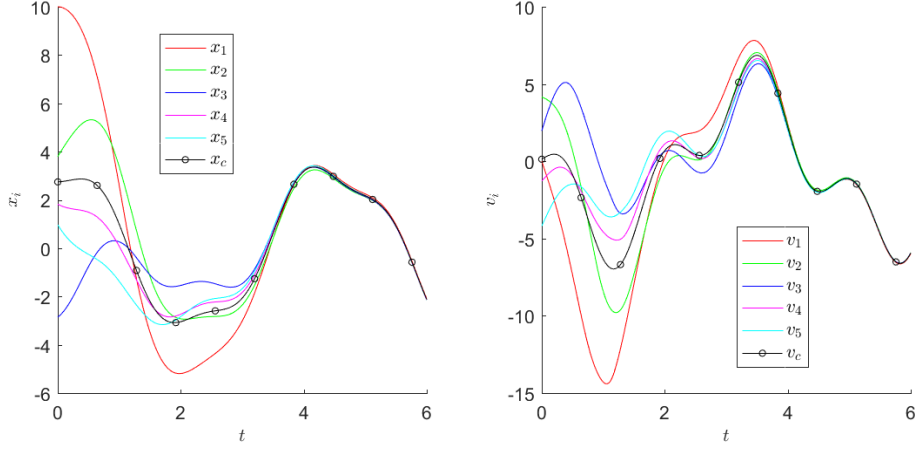


FIGURE 1. $w_1(x, t) = 4 \cos(4t)$

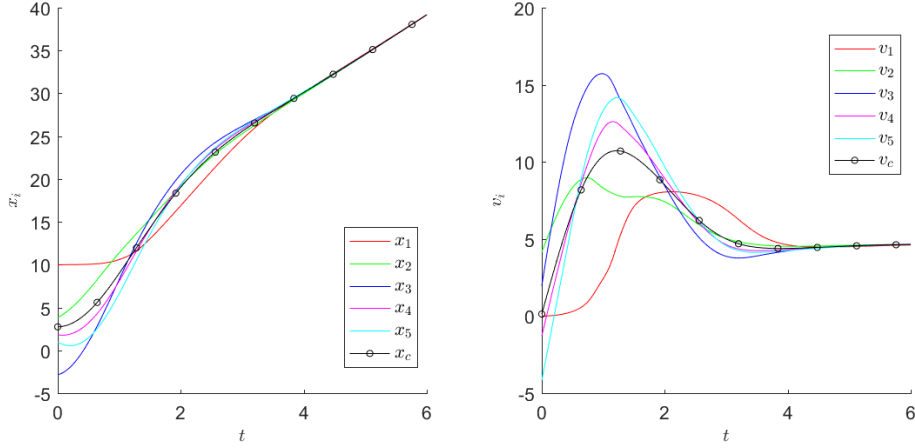


FIGURE 2. $w_2(x, t) = x_1(t)$

We now check the evolution of two herding energies: $\mathcal{E}_1(t)$ and $\mathcal{E}_2(t)$. In Figure 4a and 4b, we plot $\mathcal{E}_1(t)$ and $\mathcal{E}_2(t)$ in the log sense, respectively. We observe that each herding energy decreases monotonically toward 0. In Figure 4c, it is verified that $\max_{i,j} |x_i(t) - x_j(t)|$ can not attain the bound $2 \max_{i,j} |x_i(0) - x_j(0)|$ for all $t \geq 0$ as was guaranteed in (3.8).

6.1.2. Numerical test 1-2: (The case of $\mathbf{x}_1(0) = -10$) In this test, we replace $x_1(0)$ as

$$x_1(0) = 10 \rightarrow x_1(0) = -10,$$

with all the other initial configuration and parameters fixed. Note that the new initial condition also satisfies conditions of Theorem 3.3.

In Figure 5, 6 and 7, we plot the numerical solutions to (2.1) for each scenario upto $T = 6$, respectively. In all these figures, we observe the herding phenomenon in the expected rate of returns and favorabilities.

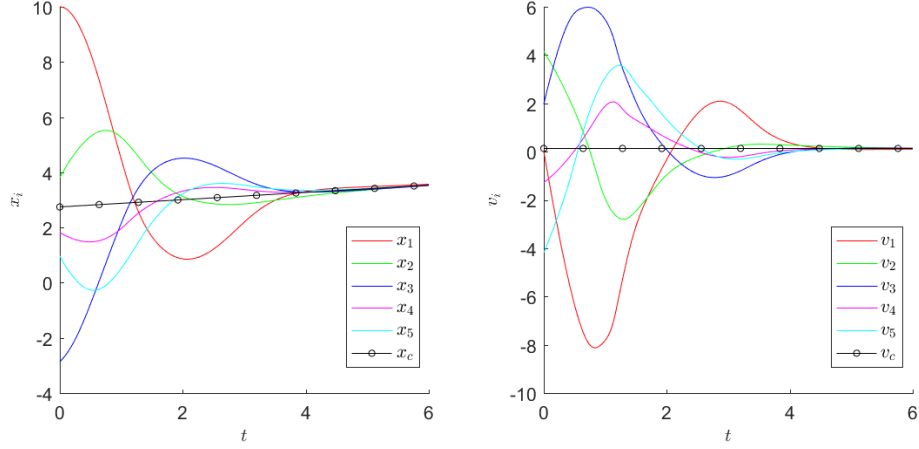
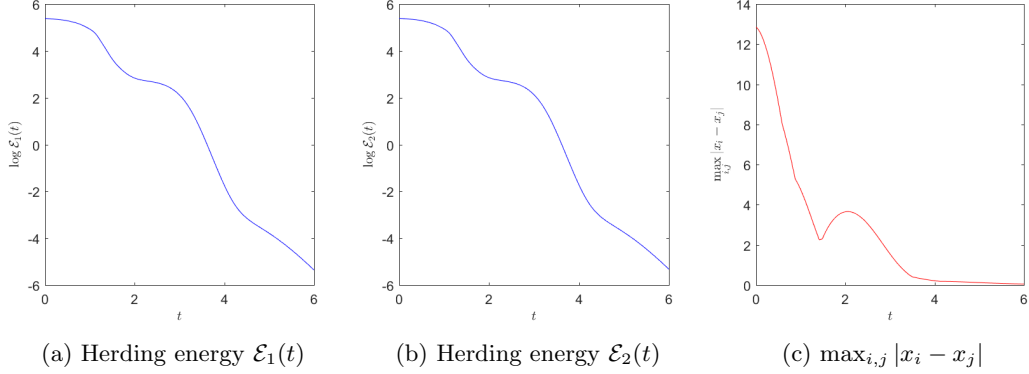
FIGURE 3. $w_3(x, t) = \frac{1}{N} \sum_{i=1}^N x_i(t)$ 

FIGURE 4. Herding energies and bound

The main difference compared to the Test 1-1 is observed in Figure 6, where we clearly see the influence of negative evaluation on the asset by player x_1 in that, in contrast to Figure 2, the negative assessment of the influential market player on the rate of return of the asset ($x_1(0) < 0$) leads to the ever-decreasing expected rate of returns, and emergence of negative value of v_c even if we initially have $v_c(0) > 0$.

In Figure 8a, Figure 8b and Figure 8c, we can see that each herding energy decays monotonically and the uniform bound $2 \max_{i,j} |x_i(0) - x_j(0)|$ can not be attained for all $t \geq 0$, as in the test 1-1.

6.1.3. Numerical test 1-3. (Removal of restrictions on parameters) In this test, we provide a numerical example which shows that the herding behavior still occurs even when the restrictions on the parameters and initial configurations imposed on Theorem 3.3 are not satisfied, as was guaranteed by Theorem 3.6.

For this, we choose $\gamma = 1$, $\lambda_x = 2$, $\lambda_v = 1$ and $\lambda_w = 0.5$. Since there is no restriction on initial data in Theorem 3.6, we choose them randomly in $[-15, 15] \times [-15, 15]$. In Figure

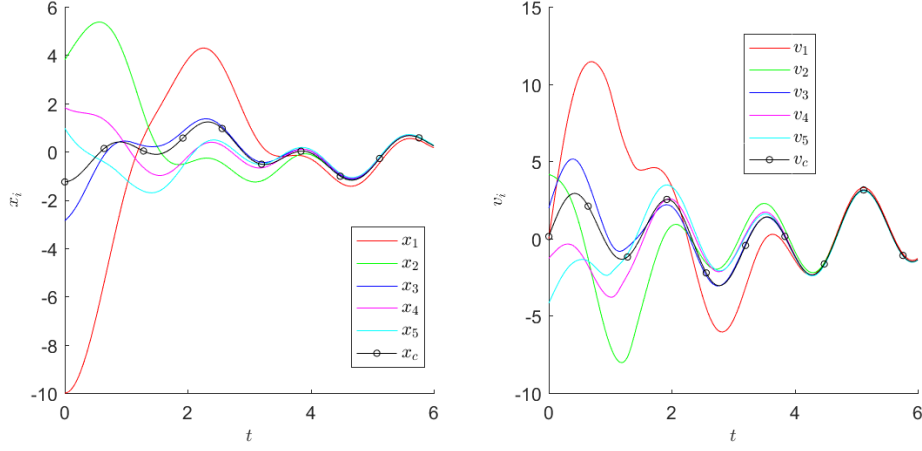


FIGURE 5. $w_1(x, t) = 4 \cos(4t)$

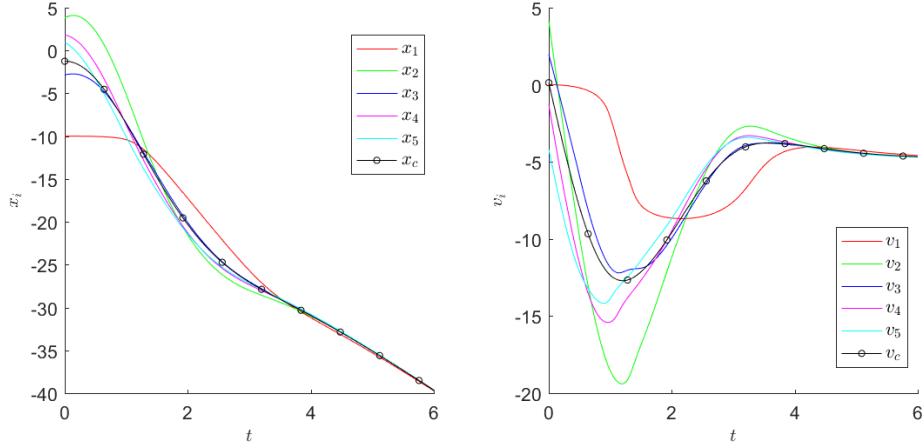


FIGURE 6. $w_2(x, t) = x_1(t)$

9 - 11, we plot the numerical solutions to (2.1) upto $T = 15$. These figures show that the desired herding phenomena occurs.

We, however, observe that various important features of Theorem 3.3 do not hold. Figure 12a shows that $\mathcal{E}_1(t)$ does not decrease monotonically anymore, and even may exceed $\mathcal{E}_1(0)$. We observe that $\mathcal{E}_1(t)$ can take negative values. In Figure 12c, we also see that $\max_{i,j} |x_i(t) - x_j(t)|$ can exceed $2 \max_{i,j} |x_i(0) - x_j(0)|$ in this case, which implies that the proof of Theorem 3.3 in Section 4 breaks down. Meanwhile, in Figure 12b, $\mathcal{E}_2(t)$ decreases monotonically toward 0 even with same initial data.

6.2. Numerical test 2: In this test, we consider the trajectory of numerical solutions to the centralized herding model (3.2) to visualize the dynamics of solutions. We choose $\gamma = 2$, $\lambda_x = 1$, $\lambda_v = 1$ and $\lambda_w = 1$, which do not fit into the condition of Theorem 3.3. The herding

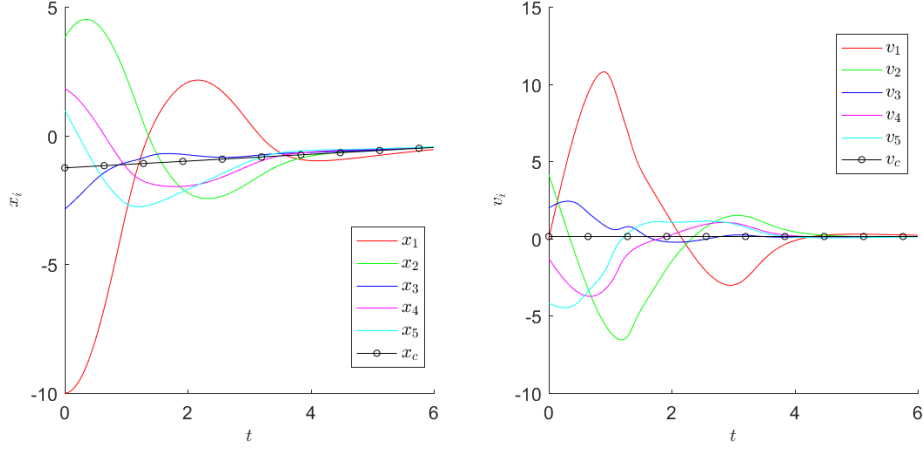
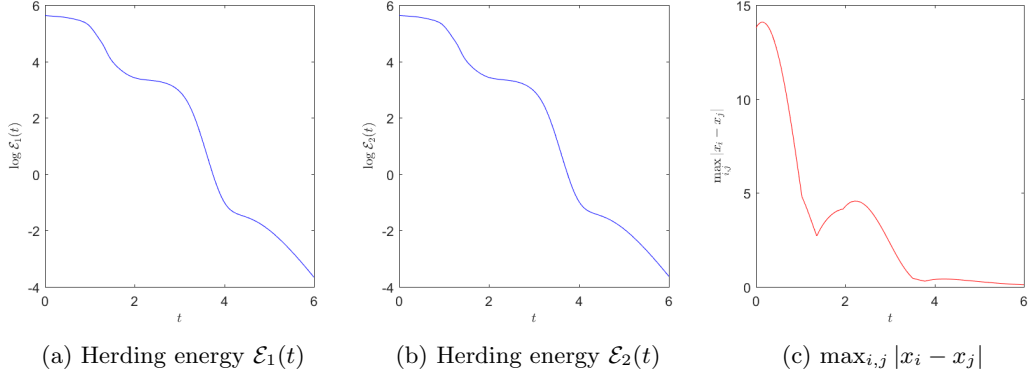
FIGURE 7. $w_3(x, t) = \frac{1}{N} \sum_{i=1}^N x_i(t)$ 

FIGURE 8. Herding energies and bound

phenomena is still guaranteed by Theorem 3.6. For the clarity of simulation, we take the number of assets and the number of players as $M = 2$, $N = 4$, and pick initial data from $[-5, 5] \times [-5, 5]$ such that

$$x_c(0) = v_c(0) = 0.$$

Figure 13 - 17 present the trajectory of each x_i and v_i upto final time $T = 25$. In each figure, ‘o’ and ‘x’ stand for the endpoint and the starting point of each trajectory respectively. These figures show how the configurations of x_i and v_i evolve as time passes. Even though their movement seems to be very tangle, all fluctuations are getting smaller in each step, eventually leading to herding phenomena.

6.3. Numerical test 3: In this test, we simulate the behavior of large number of players dealing with two assets ($M = 2, N = 500$). We set $\gamma = 1.5$, $\lambda_x = 1$, $\lambda_v = 1$ and $\lambda_w = 1$ and choose initial data from $[-5, 5] \times [-5, 5]$ to be

$$x_c(0) = v_c(0) = 0.$$

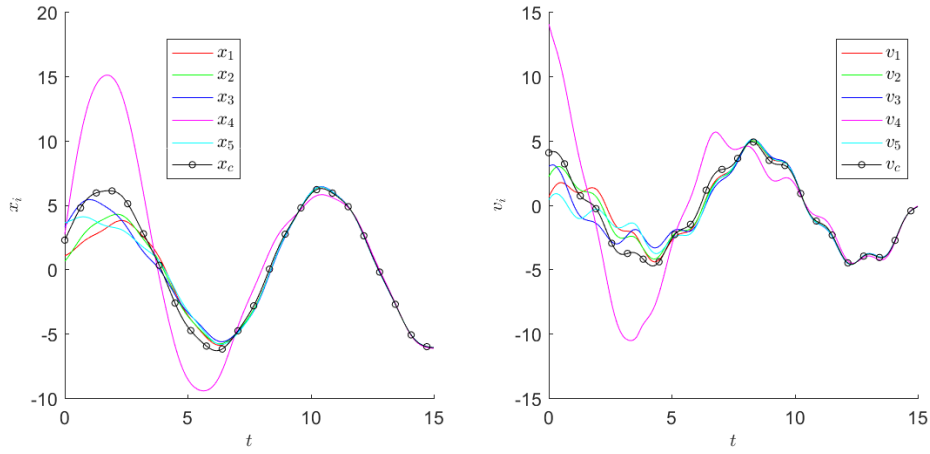


FIGURE 9. $w_1(x, t) = 4 \cos(4t)$

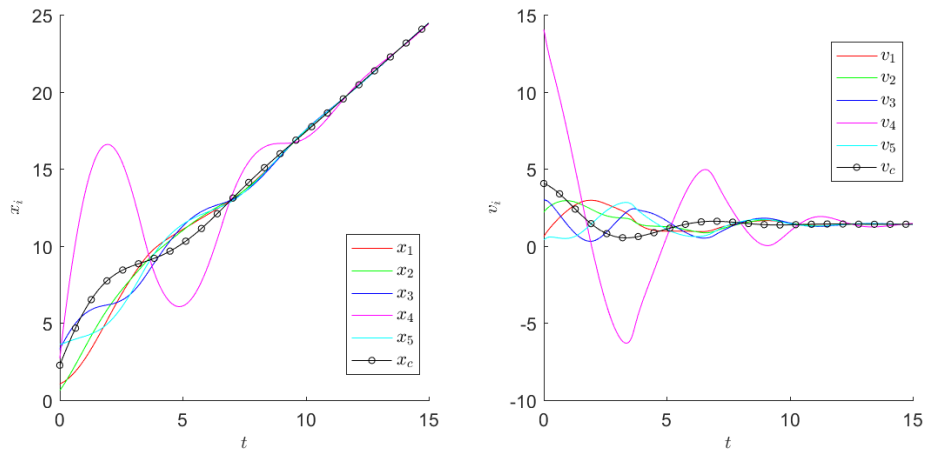


FIGURE 10. $w_2(x, t) = x_1(t)$

We take final time as $T = 20$. As in test 2, we consider the numerical solution to the centralized model (3.2).

In Figure 18 - 22, we plot histograms of x_i and v_i at $t = 0, 5, 10, 15$ and 20 , respectively. In each histogram, each boundary cell counts the number of outliers in its designated region. For example, the top left cell counts the number of market players in $(-\infty, -5) \times (5, \infty)$. We see that, except for Figure 18, there is no outlier at $t = 5, 10, 15$ and 20 . As time flows, x_i and v_i are concentrated to centers $(0, 0)$ and $(0, 0)$, respectively. In Figure 22, we observe that all market players have similar expected rate of returns and favorabilities enough to be contained in one pixel.

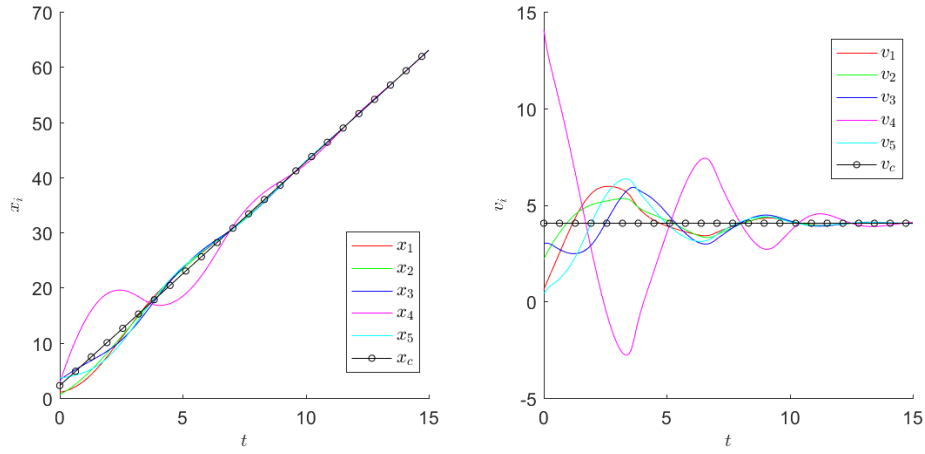
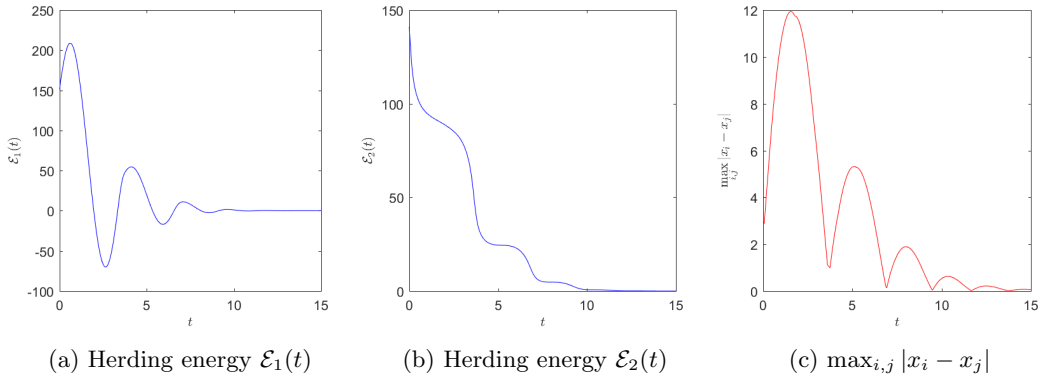
FIGURE 11. $w_3(x, t) = \frac{1}{N} \sum_{i=1}^N x_i(t)$ 

FIGURE 12. Herding energies and bound

7. CONCLUSION AND FUTURE WORK

In this paper, we reinterpreted the rate of return and the favorability as phase point on phase space, and derive an agent based particle model for herding phenomena. We then use this model to prove the herding behavior induced by various dynamic market signals. We also provided various numerical simulations to verify and visualize these results. This work can be developed or extended in several direction. First, particle model with noise is definitely on the first place in the next-to-do list. We restricted ourselves to noiseless situation for clarity in this paper. Secondly, upon incorporating collision avoidance mechanism, our model can be naturally modified to model herding or swarming behavior of particles, animals, bacteria, individuals, unmanned vehicles and so on. Thirdly, we didn't consider the case where the players can enter or leave the market based on the asset prices. This also seems to be interesting possible future work. Finally, kinetic and hydrodynamic limit of this model and verifying herding phenomena at those levels will be treated in future works.

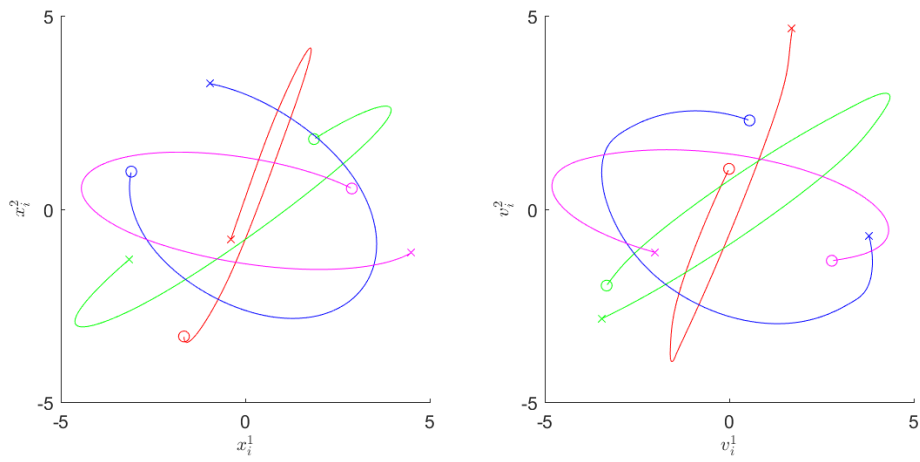


FIGURE 13. $t = 0$ to 5

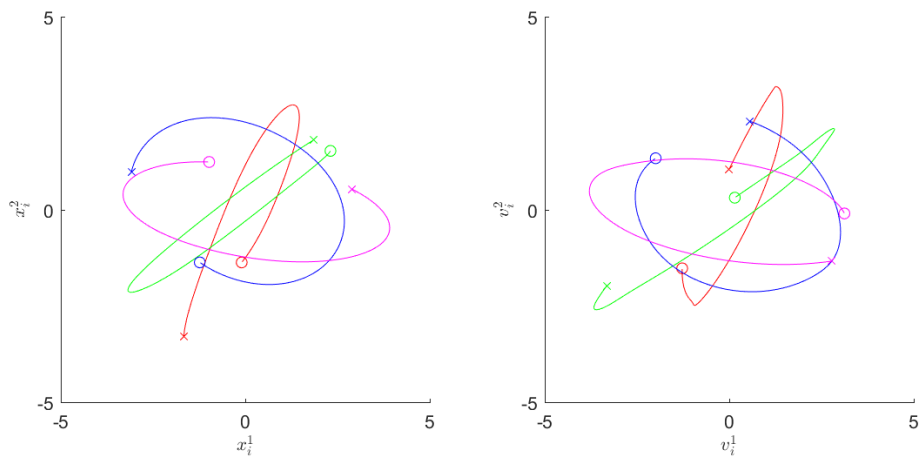


FIGURE 14. $t = 5$ to 10

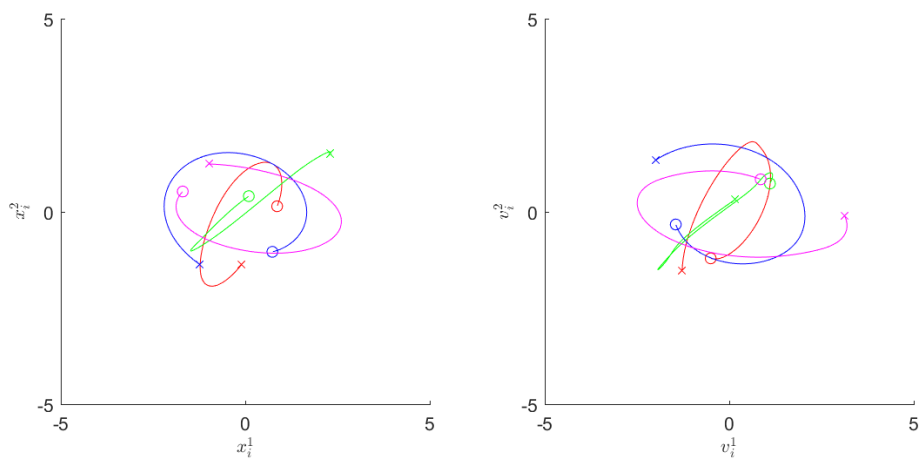
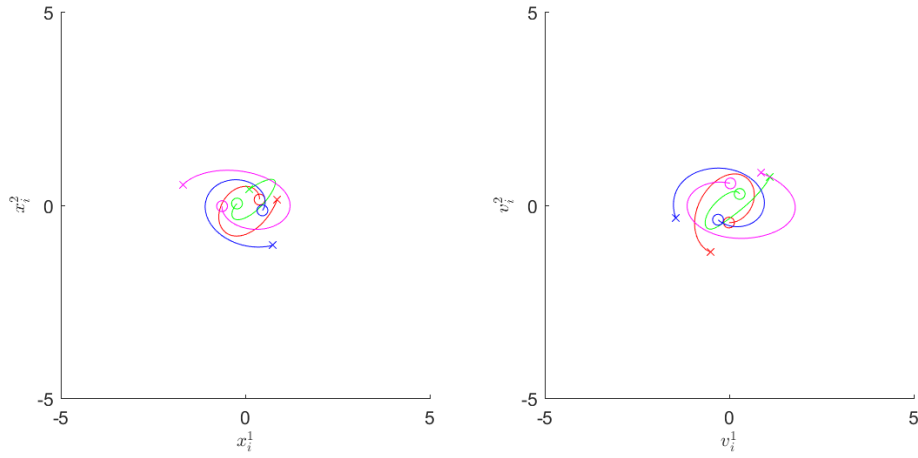
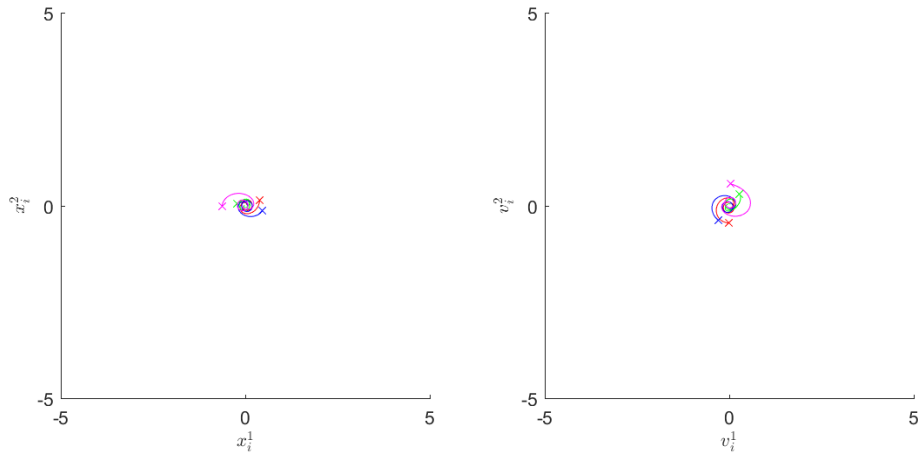


FIGURE 15. $t = 10$ to 15

FIGURE 16. $t = 15$ to 20 FIGURE 17. $t = 20$ to 25

Acknowledgement. The authors thank Jane Yoo for serious discussion and helpful comments.

REFERENCES

- [1] S. Ahn, H.-O. Bae, S.-Y. Ha, Y. Kim and H. Lim, Application of flocking mechanism to the modeling of stochastic volatility, *Math. Models Methods Appl. Sci.* **23** (2013) 1603–1628.
- [2] S. Ahn, H. Choi, S.-Y. Ha, H. Lee, On collision-avoiding initial configurations to Cucker-Smale type flocking models, *Commun. Math. Sci.* **10** (2012) 625–643.
- [3] H.-O. Bae, S.-Y. Ha, Y. Kim, S.-H. Lee, H. Lim, and J. Yoo, A mathematical model for volatility flocking with a regime switching mechanism in a stock market, *Math. Models Methods Appl. Sci.* **25** (2015) 1299–1335.
- [4] D. Abreu and M. K. Brunnermeier, Bubbles and Crashes, *Econometrica* **71** (2003) 173–204.
- [5] C. Avery and P. Zemsky, Multidimensional uncertainty and herd behavior in financial markets, *Amer. Eco. rev.* (1998) 724–748.

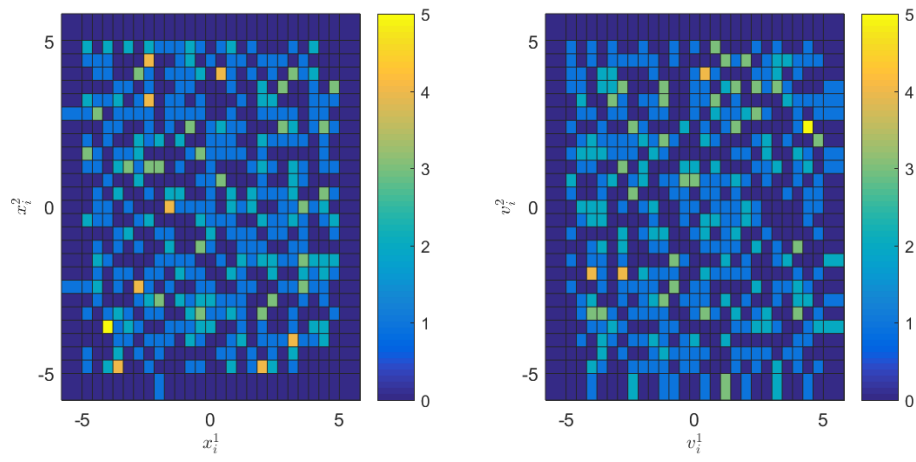


FIGURE 18. $t = 0$

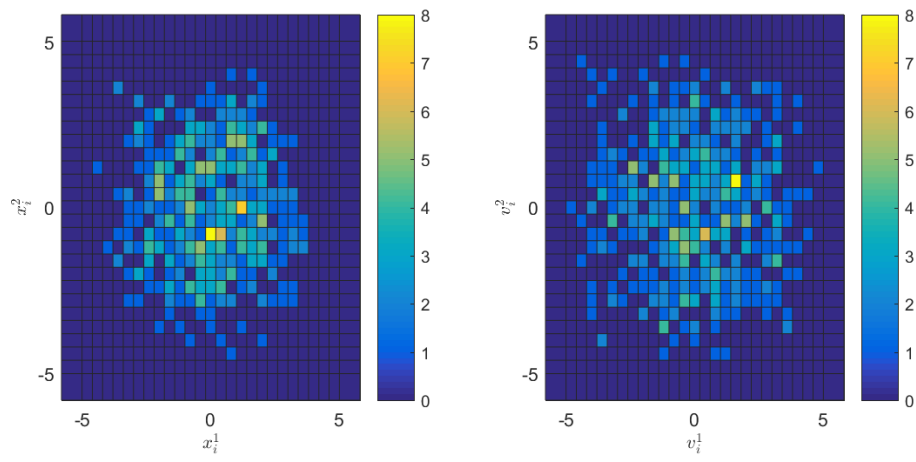


FIGURE 19. $t = 5$

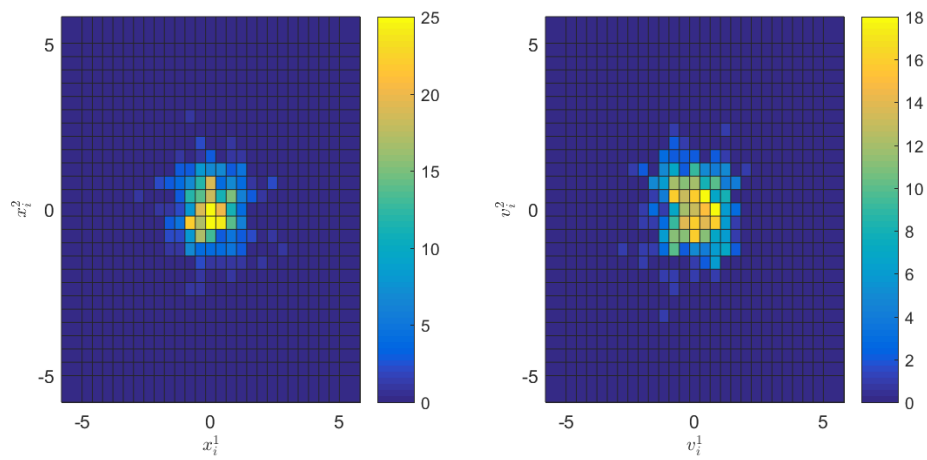
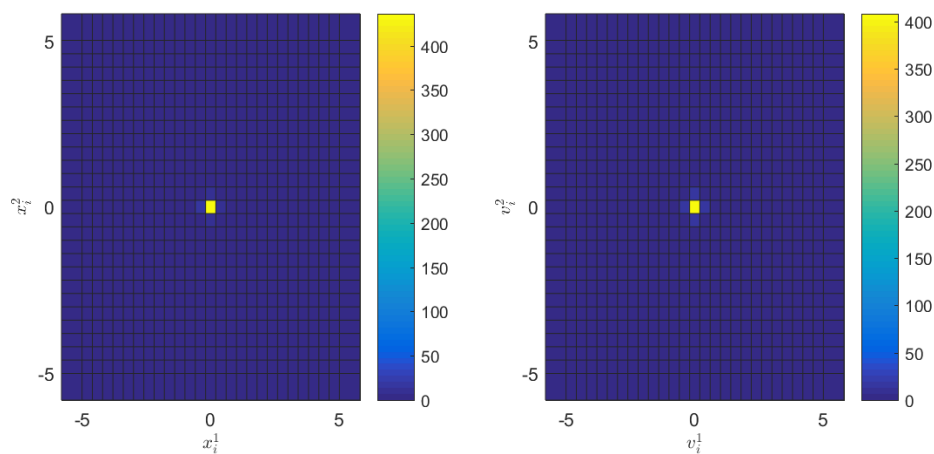
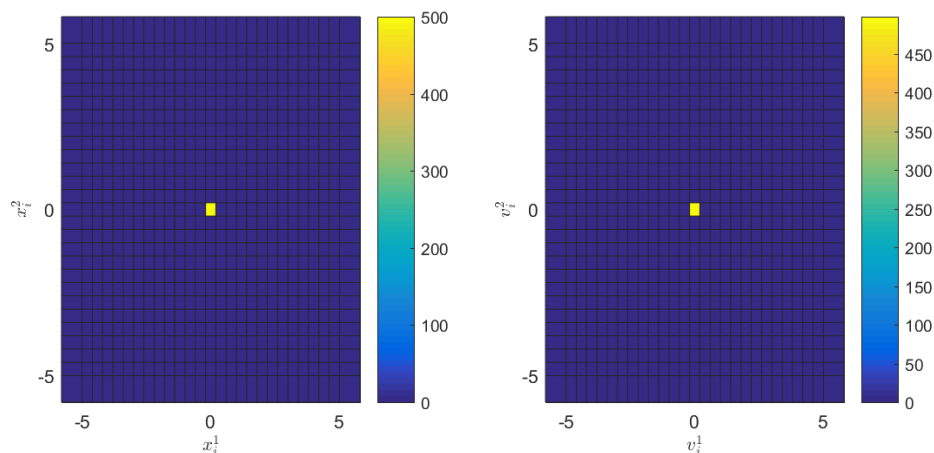


FIGURE 20. $t = 10$

FIGURE 21. $t = 15$ FIGURE 22. $t = 20$

- [6] A. V. Banerjee, A simple model of herd behavior, *Quar. J. Eco.* **107** (1992) 797–818.
- [7] A. B. T. Barbaro, K. Taylor, P. F. Trethewey, L. Youseff and B. Birnir, Discrete and continuous models of the dynamics of pelagic fish, *Math. Comput. Simulat.* **79** (2009) 3397–3414.
- [8] N. Bellomo, A. Bellouquid, J. Nieto and J. Soler, Multiscale biological tissue models and flux-limited chemotaxis for multicellular growing systems, *Math. Models Methods Appl. Sci.* **20** (2010) 1179–1207.
- [9] S. Bikhchandani, D. Hirshleifer and I. Welch, A theory of fads, fashion, custom and cultural change as informational cascades, *J. Poli. Eco.* **100** (1992) 992–1027.
- [10] M. K. Brunnermeier, *Asset Pricing under Asymmetric Information, Bubbles, Crashes, Technical Analysis and Herding* (Oxford University Press on Demand, 2001).
- [11] M. Burger, P. Markowich, and J.-F. Pietschmann. Continuous limit of a crowd motion and herding model: analysis and numerical simulations, *Kinet. Relat. Models* **4** (2011) 1025–1047.
- [12] J. A. Carrillo, Y.-P. Choi, P. B. Mucha, J. Peszek, Sharp conditions to avoid collisions in singular Cucker-Smale interactions, *Nonlinear Anal. Real World Appl.* **37** (2017) 317–328.
- [13] J. A. Carrillo, M. Fornasier, J. Rosado and G. Toscani, Asymptotic flocking dynamics for the kinetic Cucker-Smale model, *SIAM J. Math. Anal.* **42** (2010) 218–236.

- [14] A. Cavagna, A. Cimarelli, I. Giardina, G. Parisi, R. Santagati, F. Stefanini and R. Tavarone, From empirical data to inter-individual interactions: Unveiling the rules of collective animal behavior, *Math. Models Methods Appl. Sci.* **20** (2010) 1491-1510.
- [15] Y.-P. Choi, S.-Y. Ha and Z. Li, Emergent dynamics of the Cucker-Smale flocking model and its variants. *Active particles. Vol. 1. Advances in theory, models, and applications, 299–331, Model. Simul. Sci. Eng. Technol.* (Birkhuser/Springer, Cham, 2017).
- [16] F. Cucker and S. Smale, Emergent behavior in flocks, *IEEE Trans. Automat. Control* **52** (2007) 852-862.
- [17] F. Cucker and S. Smale, On the mathematics of emergence, *Japan. J. Math.* **2** (2007) 197-227.
- [18] M. Delitala and T. Lorenzi, A mathematical model for value estimation with public information and herding, *Kinet. Relat. Models* **7** (2014) 29–44.
- [19] A. Devenow and I. Welch, Rational herding in financial economics, *Europ. Econ. Rev.* **40** (1996) 603–615.
- [20] B. Düring, A. Jungel and L. Trussardi, A kinetic equation for economic value estimate with irrationality and herding, *Kinet. Relat. Models* **10** (2017) 239–261.
- [21] P. Degond and S. Motsch, Continuum limit of self-driven particles with orientation interaction, *Math. Models Methods Appl. Sci.* **18** (2008) 1193-1215.
- [22] S.-Y. Ha, K. Lee and D. Levy, Emergence of time-asymptotic flocking in a stochastic Cucker-Smale system, *Commun. Math. Sci.* **7** (2009) 453-469.
- [23] S.-Y. Ha, J. G. Liu, A simple proof of the Cucker-Smale flocking dynamics and mean-field limit, *Commun. Math. Sci.* **7** (2009) 297-325.
- [24] S.-Y. Ha and E. Tadmor : From particle to kinetic and hydrodynamic descriptions of flocking, *Kinet. Relat. Models* **1** (2008) 415-435.
- [25] C. S. Hemphill, J. Suk, The law, culture, and economics of fashion, *Stan. L. Rev.* **61** (2009) 1147–1200.
- [26] S. Hwang and M. Salmon, Market stress and herding, *J. Empir. Finan.* **11** (2004) 585–616.
- [27] I. H. Lee, Market crashes and informational avalanche, *The Rev. Econ. Stud.* **65** (1995).
- [28] R. C. Merton and P. A. Samuelson, *Continuous-Time Finance* (Blackwell Publishing, 1992).
- [29] P. R. Milgrom and N. Stokey, Information, Trade and Common Knowledge, *J. Econ. Theory* **26** (1982) 17–27.
- [30] S. Motsch and E. Tadmor, A new model for self-organized dynamics and its flocking behavior, *J. Stat. Phys.* **144** (2011) 923-947.
- [31] M. S. Santos and M. Woodford, Rational asset pricing bubbles, *Econometrica* **65** (1997) 19–57.
- [32] J. Tirole, On the possibility of speculation under rational expectations, *Econometrica* **50** (1982) 1163–1182.
- [33] G. Toscani, Kinetic models of opinion formation. *Commun. Math. Sci.* **4** (2006), 481–496.
- [34] T. Vicsek, ; A. Czirak, ; E. Ben-Jacob, I. Cohen and O. Shochet, Novel type of phase transition in a system of self-driven particles, *Phys. Rev. Lett.* **75** (1995) 1226-1229.
- [35] J. Toner and Y. Tu, Flocks, herds, and schools: a quantitative theory of flocking, *Phys. Rev.* **E58** (1998) 4828-4858.
- [36] J. P. LaSalle, Some extensions of Liapunov’s second method, *IRE Trans.* **7** (1960) 520–527.

DEPARTMENT OF FINANCIAL ENGINEERING, AJOU UNIVERSITY, SUWON, REPUBLIC OF KOREA
E-mail address: `hobae@ajou.ac.kr`

DEPARTMENT OF MATHEMATICS, SUNGKYUNKWAN UNIVERSITY, SUWON 440-746, REPUBLIC OF KOREA
E-mail address: `chosy89@skku.edu`

DEPARTMENT OF FINANCIAL ENGINEERING, AJOU UNIVERSITY, SUWON, REPUBLIC OF KOREA
E-mail address: `sanghyeoke@ajou.ac.kr`

DEPARTMENT OF MATHEMATICS, SUNGKYUNKWAN UNIVERSITY, SUWON 440-746, REPUBLIC OF KOREA
E-mail address: `sbyun01@skku.edu`