

LATTE: Application Oriented Social Network Embedding

Lin Meng*, Jiyang Bai*, Jiawei Zhang*

*IFM Lab, Department of Computer Science, Florida State University, FL, USA

lin@ifmlab.org, jiyang@ifmlab.org, jiawei@ifmlab.org

Abstract—In recent years, many research works propose to embed the network structured data into a low-dimensional feature space, where each node will be represented as a feature vector. However, due to the detachment of the embedding process with external tasks, the learned embedding results by most existing embedding models can be ineffective for application tasks with specific objectives, e.g., network alignment, community detection or information diffusion. In this paper, we propose to study the application oriented heterogeneous social network embedding problem. Significantly different from the existing works, besides the network structure preservation, the problem should also incorporate the objectives of external applications in the objective function. To resolve the problem, in this paper, we propose a novel network embedding framework, namely “*appLicAtion orienTed neTwork Embedding*” (LATTE). In LATTE, the heterogeneous network structure can be applied to compute the node “diffusive proximity” scores, which capture both the local and global network structures. Based on these computed scores, LATTE learns the network representation feature vectors by extending the autoencoder model to the heterogeneous network scenario, which can also effectively unite the objectives of network embedding and external application tasks. Extensive experiments have been done on real-world heterogeneous social network datasets, and the experimental results have demonstrated the outstanding performance of LATTE.

Index Terms—Network Embedding; Aligned Heterogeneous Networks; Link Prediction; Community Detection; Data Mining

I. INTRODUCTION

In the era of big data, a rapidly increasing number of online websites emerge to provide various services, which can be represented as heterogeneous and complex networks. The representative examples include *online social networks* (e.g., Facebook and Twitter), *e-commerce sites* (e.g., Amazon and eBay) and *academic sites* (e.g., DBLP and Google Scholar). These network data are hard to deal with due to their *complex structures*, containing various types of nodes and links. In addition, great challenges exist in handling the complex network data with traditional machine learning algorithms, which usually take feature vectors as the input and cannot be applied to networked data directly.

In recent years, many research works propose to embed the social network data into a low-dimensional feature space [4], [23], [35], [43], [16], in which each node is represented as a feature vector. With these embedding feature vectors, the original network structure can be effectively reconstructed, classic learning algorithms can be applied directly, and the representations can also be widely used in external applica-

tions. Application tasks like *network alignment*, *community detection* and *information diffusion* are extremely important for online social network studies. *Network alignment* [19] aims at inferring the set of *anchor links* connecting the shared users across social networks, which are usually subject to the *one-to-one* cardinality constraint. *Community detection* [28] aims at partitioning social network users into different clusters with the objective that aggregating close users and parting separated users. While *information diffusion* [14], [18] aims at modeling the information diffusion process in online social networks, with the objective to learn both the personal topic preference of users and the activation relationships among users. To ensure the embedding results applicable to these tasks, incorporating the task-specific objectives in the embedding process is desired and necessary. In this paper, we will study the *Application Oriented Network Embedding* problem. Besides preserving the network structure, the problem also aims at incorporating the application oriented objectives into the embedding optimization function, so as to guarantee the learned embedding results can be effectively applied in external application tasks. Various external applications can be incorporated in the network embedding learning, and in this paper, we will take “*network alignment*”, “*community detection*” and “*information diffusion*” as the examples to illustrate the problem setting and proposed framework. We claim that the “*network embedding results learned from ‘application oriented network embedding’ will achieve better performance in these specific applications*” than other general network embedding models [4], [23], [35], [43], [16], [43], [6], [45]. However, solving the “application oriented network embedding” problem is not an easy task, which may suffer from several great challenges:

- *Heterogeneity of Network*: The networks studied in this paper are heterogeneous networks, involving very complex network structures. A new framework which can incorporate heterogeneous information into a unified analytics is required and necessary.
- *Local and Global Network Structure Preservation*: Besides preserving the local network structure (i.e., node local neighborhood), the network embedding results should also preserve the global network structure (i.e., node global connection patterns). A new network proximity measure that can capture both local and global structures will be desired.
- *External Application Incorporation*: Incorporating the

external application tasks in the network embedding is the main objective in this paper. How to effectively incorporate the external application tasks in the network representation learning is still an open question by this context so far.

To resolve the above challenges, we propose a novel network embedding framework, namely “*appLicAtion orienTed neTwork Embedding*” (LATTE). Based on the heterogeneous networks, LATTE computes the node closeness scores based on a new measure named “*diffusive proximity*”, which can be generalized to capture node n_{th} -order proximity ($n \in \{1, 2, \dots, \infty\}$) effectively. LATTE learns the network representation feature vectors based on the “*Collective Autoencoder*” model, which can effectively integrate the objective functions of both network embedding and external application tasks. We will apply LATTE on the network embedding tasks for three different application problems, including *network alignment*, *community detection* and *information diffusion* respectively.

II. TERMINOLOGY DEFINITION AND PROBLEM FORMULATION

In this section, we will introduce the definitions of several important concepts used in this paper, and provide the formulation of the studied problem.

A. Notations

In the following sections, we will use the lower case letters (e.g., x) to represent scalars, lower case bold letters (e.g., \mathbf{x}) to denote column vectors, bold-face upper case letters (e.g., \mathbf{X}) to denote matrices, and upper case calligraphic letters (e.g., \mathcal{X}) to denote sets. We use $\mathbf{X}(i, :)$ and $\mathbf{X}(:, j)$ to represent i_{th} row and j_{th} column of matrix \mathbf{X} respectively. $X(i, j)$ or $X_{i,j}$ denotes the (i_{th}, j_{th}) of \mathbf{X} . We use \mathbf{X}^T and \mathbf{x}^T to represent the transpose of matrix \mathbf{X} and vector \mathbf{x} . For vector \mathbf{x} , we represent its L_p -norm as $\|\mathbf{x}\|_p = (\sum_i |x_i|^p)^{\frac{1}{p}}$. The Frobenius norm of matrix \mathbf{X} can be represented as $\|\mathbf{X}\|_F = (\sum_{i,j} X_{i,j}^2)^{\frac{1}{2}}$. The element-wise product of vectors \mathbf{x} and \mathbf{y} of the same dimension is represented as $\mathbf{x} \odot \mathbf{y}$, while the element-wise product of matrices \mathbf{X} and \mathbf{Y} is denoted as $\mathbf{X} \odot \mathbf{Y}$. Notation $\text{Tr}(\mathbf{X})$ denotes the trace of matrix \mathbf{X} .

B. Terminology Definition

We will study the *heterogeneous social networks* in this paper, which includes a group of profile/textual content information for the nodes besides social connections. Formally, we can represent the studied heterogeneous social network as $G = (\mathcal{V}, \mathcal{E})$, involving the node and edge sets \mathcal{V} and \mathcal{E} respectively. To be more specific, we will take the Twitter and Foursquare social networks as examples to illustrate the network setting. In the Twitter network, for the user node, we can have their basic *profile* information, including the *user full name*, *hometown*, etc. Meanwhile, for the post node in the studied network, their information covers *textual content*, *location checkins* and *timestamps* contained in the posts. To

study the application oriented network embedding problem, we first introduce several key definitions used in three tasks.

Definition 1 (Aligned Social Networks): Formally, the n aligned social networks can be represented as $\mathcal{G} = ((G^{(1)}, \dots, G^{(n)}), (\mathcal{A}^{(1,2)}, \dots, \mathcal{A}^{(n-1,n)}))$, where $G^{(1)}, \dots, G^{(n)}$ denote the n social networks and $\mathcal{A}^{(i,j)}, i, j \in \{1, 2, \dots, n\}, i < j$ denotes the anchor link set between networks $G^{(i)}$ and $G^{(j)}$. In this paper, we will take a pair of aligned networks, i.e., $\mathcal{G} = ((G^{(1)}, G^{(2)}), (\mathcal{A}^{(1,2)}))$ as an example to illustrate the application problem settings.

Definition 2 (Social Community): Given the user set \mathcal{U} in a social network, its *social community* structure can be represented as $\mathcal{C} = \{\mathcal{U}_1, \mathcal{U}_2, \dots, \mathcal{U}_k\}$, where $\mathcal{U}_i \cap \mathcal{U}_j = \emptyset, \forall i, j \in \{1, 2, \dots, k\} \wedge i \neq j$, and $\bigcup_{i=1}^k \mathcal{U}_i = \mathcal{U}$.

Definition 3 (Infected Network): Formally, let \mathcal{O} denote the set of topics propagated in the network. Given a certain topic $o_i \in \mathcal{O}$, its diffusion process in network G can be represented as the *infected network* $G_{o_i} = (\mathcal{U}_{o_i}, \mathcal{E}_{o_i})$ involving activated users $\mathcal{U}_{o_i} \subset \mathcal{U}$ and diffusion channels among users $\mathcal{E}_{o_i} \subset \mathcal{U} \times \mathcal{U}$. \mathcal{E}_{o_i} is not necessarily a subset of link set \mathcal{E} in network G , and $(u_i, u_j) \in \mathcal{E}_{o_i}$ iff u_i activates u_j via an indirect channel in the diffusion process of topic o_i .

C. Problem Statement

The *application oriented social network embedding* problem studied in this paper aims at learning a mapping function $f: \mathcal{U} \rightarrow \mathbb{R}^d$ to project the user nodes in the network to a feature space of dimension d . Three objectives are covered in learning the mapping f : (1) the *network alignment* is the oriented application task, structure between networks, i.e., the set of known anchor links in set $\mathcal{A}^{(1,2)}$ between networks $G^{(1)}$ and $G^{(2)}$, (2) the social community structure of the network, i.e., $\mathcal{C} = \{\mathcal{U}_1, \mathcal{U}_2, \dots, \mathcal{U}_k\}$, if *community detection* is the oriented application task, and (3) the information diffusion process in the network, i.e., the infected networks $G_{o_i} = (\mathcal{U}_{o_i}, \mathcal{E}_{o_i}), \forall o_i \in \mathcal{O}$, if *information diffusion* is the oriented application task.

III. PROPOSED METHOD

In this paper, we will propose a novel network embedding model LATTE to learn the embedding feature vectors of nodes in online social networks, which can fuse the heterogeneous social network information in the learned feature representations and capture both local and global network structure. Furthermore, LATTE is also an easily extensible embedding model, where the objectives of external application tasks can be incorporated in the embedding process seamlessly.

A. Heterogeneous Social Network Embedding Model

Slightly different from the embedding problems of other types of data, like images or text, the nodes in networks are extensively connected, which will create extra constraints on the embedding feature vectors of the nodes learned from the raw input information, i.e., strongly connected nodes have similar representations. In this part, we will provide the descriptions of the raw features extracted from the heterogeneous

network, and the isolated embedding model. The “*Collective Autoencoder*” model and the “proximity constraints” will be introduced in Section III-B in detail.

Based on the diverse profiles, textual content, location check-ins, active timestamps information about the nodes in social networks, a set of raw features can be extracted for them in the social networks. Here, we will take the user node as an example to illustrate the raw feature extraction process. User’s profile covers basic information about the user, including his/her name, gender, age and hometown. We propose to represent the profile information of user $u_i \in \mathcal{U}$ as a raw feature vector $\mathbf{x}_i^p = [x_i^{p,n}, x_i^{p,g}, x_i^{p,a}, x_i^{p,h}]$. Except feature $x_i^{p,a}$, which is an integer indicating the user age, the remaining entries are all represented in a way similar to “bag-of-word”. For instance, for the user’s hometown information, the hometown locations of all users are listed first, and the entry $x_i^{p,h}(j)$ has value 1 iff the j_{th} location is u_i ’s hometown, otherwise it will be 0. It is similar to the feature vectors $\mathbf{x}_i^{p,n}, \mathbf{x}_i^{p,g}$ about user’s name and gender information as well as the other types of nodes (e.g., the posts) in the networks, for which a set of raw features can be obtained as well. These extracted raw features are usually of a large dimension, which will be fed into the model to be introduced in the following subsection to learn the embedding representations of users and posts respectively.

1) Raw Feature Embedding with Autoencoder Model:

Auto-encoder is an unsupervised neural network model, which projects the user/post nodes (from the original feature representations) into a low-dimensional feature space via a series of non-linear mappings. Auto-encoder model involves two steps: encoder and decoder. The encoder part projects the original feature vectors to the objective feature space, while the decoder step recovers the latent feature representation to a reconstruction space. In the auto-encoder model, we generally need to ensure that the original feature representations of user/post nodes should be close to the reconstructed feature representations. Formally, let \mathbf{x}_i represent the extracted feature vector for node $v_i \in \mathcal{V}$. Generally, feature vector \mathbf{x}_i covers almost all the information we can obtain about the nodes, including “who” the user is, “where”, “when” and “what” the users and posts are about. Via o layers of projections, we can represent $\mathbf{y}_i^1, \mathbf{y}_i^2, \dots, \mathbf{y}_i^o$ as the latent feature representation of the node at hidden layers $1, 2, \dots, o$ in the encoder step, the encoding result in the objective feature space can be represented as $\mathbf{z}_i \in \mathbb{R}^d$ with dimension d . Formally, the relationship between these variables can be represented with the following equations:

$$\begin{cases} \mathbf{y}_i^1 &= \sigma(\mathbf{W}^1 \mathbf{x}_i + \mathbf{b}^1), \\ \mathbf{y}_i^k &= \sigma(\mathbf{W}^k \mathbf{y}_i^{k-1} + \mathbf{b}^k), \forall k \in \{2, 3, \dots, o\}, \\ \mathbf{z}_i &= \sigma(\mathbf{W}^{o+1} \mathbf{y}_i^o + \mathbf{b}^{o+1}). \end{cases}$$

Meanwhile, in the decoder step, the input will be the latent feature vector \mathbf{z}_i (i.e., the output of the encoder step), and the final output will be the reconstructed vector $\hat{\mathbf{x}}_i$. The latent feature vectors at each hidden layer can be represented

as $\hat{\mathbf{y}}_i^o, \hat{\mathbf{y}}_i^{o-1}, \dots, \hat{\mathbf{y}}_i^1$. The relationship among these vector variables can be denoted as

$$\begin{cases} \hat{\mathbf{y}}_i^o &= \sigma(\hat{\mathbf{W}}^{o+1} \mathbf{z}_i + \hat{\mathbf{b}}^{o+1}), \\ \hat{\mathbf{y}}_i^{k-1} &= \sigma(\hat{\mathbf{W}}^k \hat{\mathbf{y}}_i^k + \hat{\mathbf{b}}^k), \forall k \in \{2, 3, \dots, o\}, \\ \hat{\mathbf{x}}_i &= \sigma(\hat{\mathbf{W}}^1 \hat{\mathbf{y}}_i^1 + \hat{\mathbf{b}}^1). \end{cases}$$

The objective of the auto-encoder model is to minimize the differences between the original feature vector \mathbf{x}_i and the reconstructed feature vector $\hat{\mathbf{x}}_i$ of all the nodes in the network. Different from the traditional autoencoder model, to avoid trivial solutions, we propose to add a mask vector \mathbf{c}_i in counting the introduced loss. In addition, to simplify the model parameter setting, we assume the user and post node embedding models will share the same set of parameters, and we will not differentiate the node types at this step. Formally, the embedding loss term can be represented as

$$\mathcal{L}_a(G) = \sum_{v_i \in \mathcal{V}} \|(\mathbf{x}_i - \hat{\mathbf{x}}_i) \odot \mathbf{c}_i\|_2^2.$$

Here, vector \mathbf{c}_i is the weight vector corresponding to feature vector \mathbf{x}_i of node v_i [48].

B. Collective Network Embedding Model

Different from the embedding problems studied for data instances which are independent of each other, the embedding process of nodes in online social networks are actually strongly correlated. Such correlations can be effectively quantified with the n_{th} -order *diffusive network proximity* measure computed based on the heterogeneous network structure.

1) *Diffusive Network Proximity*: For the users who are close, like connected by friendship links or have replied to the same posts, they tend to be closer in the feature space. Such a closeness will “constrain” the distribution of their learned embedding feature vectors, in the feature space. It is similar for the post nodes as well. Based on the complex network connections in set \mathcal{E} , we can represent the connections among nodes as the *adjacency matrix* $\mathbf{A} \in \{0, 1\}^{|\mathcal{V}| \times |\mathcal{V}|}$. Entry $A(i, j) = 1$ iff $(v_i, v_j) \in \mathcal{E}$ ($v_i, v_j \in \mathcal{V}$); otherwise, $A(i, j)$ will be filled with value 0 instead. The adjacency matrix is also called the *network local proximity* matrix in this paper.

Meanwhile, for the node pairs who are not connected by existing links, i.e., those corresponding to the 0 entries in matrix \mathbf{A} , determining their closeness is a big challenging. So far, lots of network embedding models cannot handle these unconnected nodes well and will project them to random regions. Nowadays, some works propose the 2nd-order proximity for the closeness calculation based on 2-hop connections. However, these methods actually didn’t solve the problem, as they still cannot figure out the closeness for the nodes which are not connected by either 1-hop or 2-hop connections. In this paper, we propose the “diffusive proximity” concept to help calculate the closeness of node pairs via literally ∞ -order connections, namely the *network global proximity*. Based on the adjacency matrix \mathbf{A} , we introduce the normalized transition matrix \mathbf{B} , whose (i_{th}, j_{th}) entry denotes

$B(i, j) = \frac{A(i, j)}{\sqrt{\sum_{i=1}^{|\mathcal{V}|} A(i, j)} \sqrt{\sum_{j=1}^{|\mathcal{V}|} A(i, j)}}$. Formally, matrix \mathbf{B} can be formally represented as

$$\mathbf{B} = \mathbf{D}^{-\frac{1}{2}} \mathbf{A} (\mathbf{D}^\top)^{-\frac{1}{2}},$$

where \mathbf{D} is the corresponding diagonal matrix of \mathbf{A} . For symmetric matrix \mathbf{A} , the normalized matrix \mathbf{B} will still be symmetric, and information in matrix \mathbf{B} denotes the normalized 1_{st} -order local network proximity.

By multiplying the original adjacency matrix \mathbf{A} with itself again, the resulting matrix contains the number of paths between node pairs via 2-hops. By following such an intuition, based on the normalized transition matrix, we can obtain the 2_{nd} -order proximity matrix $\mathbf{B}_2 = (\mathbf{B})^2$, as well as the n_{th} -order proximity matrix $\mathbf{B}_n = (\mathbf{B})^n$. Meanwhile, different types of nodes and links have the different impact in steering the closeness among the nodes, which can be resolved by assigning the paths via different types of nodes with different weights. In this paper, to simplify the model settings, we will treat different node and link types equally. As n increases, the proximity scores contained in \mathbf{B}_n can capture broader network global information, which may also converge to a stable state. In this paper, the resulting matrix $\mathbf{B}_{\bar{n}}$ will be used as the *network global proximity matrix*. For a social network, it is easy to obtain the network global proximity matrix with a small n due to the achievement of social science.

Formally, based on the learned embedding representations in $\{\mathbf{z}_i\}_{v_i \in \mathcal{V}}$, with the autoencoder model introduced in the previous subsection, the potential connection probability between node pair (v_i, v_j) can be modeled as

$$p(v_i, v_j) = \frac{1}{1 + \exp(-\mathbf{z}_i^\top \cdot \mathbf{z}_j)}.$$

Here, the closer \mathbf{z}_i and \mathbf{z}_j are in the embedding feature space, the larger will the probability term $p(v_i, v_j)$ will be. Meanwhile, by modeling the computed n_{th} -order *network global proximity matrix* \mathbf{B}_n , for the node pair (v_i, v_j) , their connection probability can be effectively represented as value $\hat{p}(v_i, v_j) = B_n(i, j)$. In this paper, we propose to introduce a ‘‘constraint’’ on the node representations in the feature space based on the proximity matrix \mathbf{B}_n , based on the KL-divergence between distributions $p(\cdot, \cdot)$ and $\hat{p}(\cdot, \cdot)$ as follows:

$$\mathcal{L}_n(G) = - \sum_{v_i \in \mathcal{V}} \sum_{v_j \in \mathcal{V}, v_i \neq v_j} B_n(i, j) \log p(v_i, v_j).$$

2) *Collective Heterogeneous Social Network Embedding Objective Function*: According to the above descriptions, by adding the loss function introduced in embedding the heterogeneous social information together with the *network proximity preservation terms*, we can represent the objective function for *collective heterogeneous social network embedding* as

$$\mathcal{L}_e(G) = \mathcal{L}_a(G) + \sum_{n=1}^{\bar{n}} \alpha_n \cdot \mathcal{L}_n(G) + \theta \cdot \mathcal{L}_{reg},$$

where $\mathcal{L}_{reg} = \sum_{k=1}^o (\|\mathbf{W}^k\|_F^2 + \|\hat{\mathbf{W}}^k\|_F^2)$ denotes the regularization term of variables of the LATTE model and α_n is

the weight of the loss term corresponding to \mathbf{B}_n . By solving the above function, we can learn the LATTE model, as well as obtaining the embedding feature vectors of all nodes in the network, which captures *diverse social information* and *network proximity* from the 1_{st} order to the n_{th} order.

C. Task Oriented Network Embedding

In the previous subsections, we have introduced the general network embedding model for heterogeneous social networks, which is very extensible and can effectively incorporate the external application objectives, e.g., *network alignment*, *community detection* and *information diffusion*.

1) *Application Task 1: Network Alignment*: The online social network alignment problem aims at inferring anchor links for shared users in multiple networks, which can be modeled as a binary-classification problem. Formally, Given a pair of aligned social networks $G^{(1)}$ and $G^{(2)}$, we can represent the sets of potential and partially observed anchor links between them as $\mathcal{L} = \mathcal{U}^{(1)} \times \mathcal{U}^{(2)}$ and $\mathcal{A}^{(1,2)} \subset \mathcal{L}$ respectively (where $\mathcal{U}^{(1)}$ and $\mathcal{U}^{(2)}$ denote the user sets in these two networks respectively). Based on the observed anchor link set $\mathcal{A}^{(1,2)}$, the network alignment task aims to learn a mapping $f : \mathcal{L} \rightarrow \mathcal{Y}$ to infer the labels of all the links in the set \mathcal{L} , where \mathcal{Y} is the pre-defined label space $\{0, 1\}$. In other words, all the links in set $\mathcal{A}^{(1,2)}$ will be labeled as positive, while those in set \mathcal{L} will be unlabeled instead, involving a mixture of both positive and negative instances. However, different from traditional classification problem, there exists an inherent *one-to-one* cardinality constraint on the anchor links [47]. In this paper, we will follow the existing research works on network alignment [51], and adopt a linear model to infer the potential labels of anchor link instances based on their feature representations. In the case where the instances are not linearly separable, advanced methods like *kernel tricks* [15] can be adopted to project the data instances into a high-dimensional feature space. By concatenating the learned embedding feature vectors of user nodes across networks, we can represent the features extracted for the anchor links as matrix $\mathbf{X} \in \mathbb{R}^{|\mathcal{L}| \times 2d}$ (d denotes the learned embedding feature vector dimension). Meanwhile, the (potential) labels of all the anchor links in set \mathcal{L} can be represented as vector $\mathbf{y} \in \{0, 1\}^{|\mathcal{L}|}$. To accomplish our constraint, we treat the network alignment task like a PU problem (*i.e.* Positive and Unlabeled problem). We can represent the introduced loss on the network alignment task by using the linear model as

$$\|\mathbf{X}\mathbf{w} - \mathbf{y}\|_2^2,$$

where \mathbf{w} denotes the model feature weight variable vector. Now, considering *one-to-one* cardinality constraint in predicting anchor links, we model it as node degree constraint. Formally, we can define the network alignment task objective

function to be

$$\begin{aligned} \mathcal{L}_t(G) &= \min_{\mathbf{w}, \mathbf{y}} \frac{1}{2} \cdot \|\mathbf{w}\|_2^2 + \frac{k}{2} \cdot \|\mathbf{X}\mathbf{w} - \mathbf{y}\|_2^2, \\ \text{s.t. } \mathbf{y} &\in \{0, 1\}^{|\mathcal{C}|}, y_{i,j} = 1, \forall (u_i^{(1)}, u_j^{(2)}) \in \mathcal{A}^{(1,2)}, \\ 0 &\leq \sum_{u_i^{(1)} \in \mathcal{U}^{(1)}} y_{i,j} \leq 1, \forall u_j^{(2)} \in \mathcal{U}^{(2)}, \\ 0 &\leq \sum_{u_j^{(2)} \in \mathcal{U}^{(2)}} y_{i,j} \leq 1, \forall u_i^{(1)} \in \mathcal{U}^{(1)}, \end{aligned}$$

where $\|\mathbf{w}\|_2^2$ denotes the regularization term on the model variable. Parameter k is the scalar used to adjust the weight of the loss term. The objective function $\mathcal{L}_t(G)$ above is actually a NP-hard problem. Here, we will use an two-phase algorithm proposed in [47] to get the approximated results.

2) *Application Task 2: Community Detection*: Users in online social networks can be divided into a set of communities, where users with frequent social interactions should belong to the same community. Based on user social connections, users' social interaction frequency can be effectively quantified as the social adjacency matrix $\mathbf{A}_u \in \mathbb{R}^{|\mathcal{U}| \times |\mathcal{U}|}$. Given the network G with user set \mathcal{U} , let $\mathcal{C} = \{\mathcal{U}_1, \mathcal{U}_2, \dots, \mathcal{U}_k\}$ be the k disjoint social communities detected from the online social network G . The quality of the detected community can be measured with various metric, like *normalized cut* [39].

Based on the embedding model introduced in Section III-B, let the latent representation vectors $\mathbf{z}_i \in \mathbb{R}^k$ denote the confidence scores for user u_i belonging to the k communities. Such community belonging indicator vectors can be organized as matrix $\mathbf{Z} = [\mathbf{z}_1^\top, \mathbf{z}_2^\top, \dots, \mathbf{z}_{|\mathcal{U}|}^\top]^\top \in \mathbb{R}^{|\mathcal{U}| \times k}$. With matrix \mathbf{Z} , the normalized-cut based community detection objective function can be formally rewritten as

$$\text{N-Cut}(\mathcal{C}; \mathbf{A}_u) = \frac{1}{2} \text{Tr}(\mathbf{Z}^\top \mathbf{L}_{\mathbf{A}_u} \mathbf{Z}),$$

where $\mathbf{L}_{\mathbf{A}_u} = \mathbf{D}_{\mathbf{A}_u} - \mathbf{A}_u$ denotes the Laplacian matrix corresponding to social adjacency matrix \mathbf{A}_u and diagonal $\mathbf{D}_{\mathbf{A}_u}$ contains value $D_{\mathbf{A}_u}(i, i) = \sum_{j=1}^{|\mathcal{U}|} A_u(i, j)$ on its diagonal. Furthermore, to avoid partitioning user nodes into multiple communities simultaneously, an orthonormal constraint is added to the indicator matrix \mathbf{Z} , i.e., $\mathbf{Z}^\top \mathbf{Z} = \mathbf{I}$. Such an orthonormal constraint renders the function extremely hard to solve, since the orthogonality constraints can lead to many local minimizers and, in particular, some of such orthonormal-constrained optimization problems in special forms are NP-hard. In this paper, we propose to relax the orthonormal constraint by replacing it with an orthonormal loss term $\|\mathbf{Z}^\top \mathbf{Z} - \mathbf{I}\|_F^2$ with a large weight instead. Therefore, the objective function for community detection application task can be formally represented as

$$\mathcal{L}_t(G) = \frac{1}{2} \text{Tr}(\mathbf{Z}^\top \mathbf{L}_{\mathbf{A}_u} \mathbf{Z}) + \beta \cdot \|\mathbf{Z}^\top \mathbf{Z} - \mathbf{I}\|_F^2,$$

where β denotes the weight (with a large value) of the loss term corresponding to the orthonormal constraint.

3) *Application Task 3: Information Diffusion*: Via the users' social interactions, information can diffuse from the initiators to other users in the network. For each topic $o_i \in \mathcal{O}$, its diffusion and infection trace can be outlined as the infected network G_{o_i} . Generally, for the users who have been activated by the same topics frequently, they tend to have closer preference and interest, which can be indicated from their learned embedding feature vectors in LATTE. Given a user pair u_j, u_k in G_{o_i} , their relationship be categorized as the following four cases: (1) $u_j, u_k \in \mathcal{U}_{o_i} \wedge (u_j, u_k) \in \mathcal{E}_{o_i}$, (2) $u_j, u_k \in \mathcal{U}_{o_i} \wedge (u_j, u_k) \notin \mathcal{E}_{o_i}$, (3) $u_j \in \mathcal{U}_{o_i} \wedge u_k \notin \mathcal{U}_{o_i}$, and (4) $u_j \notin \mathcal{U}_{o_i} \wedge u_k \notin \mathcal{U}_{o_i}$. Among these 4 cases, we can observe that case (1) indicates the strongest relation between u_j and u_k , and then comes case (2), while case (3) denotes u_j and u_k have totally different interest in topic o_i , and case (4) shows no signal about their preference merely based on G_{o_i} . Let the embedding vector \mathbf{z}_i denote the interest of user u_i in the network, based on such an intuition, we introduce the following *preference inequality* on embedding vectors:

Definition 4 (Preference Inequality): Regarding topic o_i , given the user pairs (1) $(u_j, u_k) \in \mathcal{E}_{o_i}$, (2) $u_j, u_l \in \mathcal{U}_{o_i} \wedge (u_j, u_l) \notin \mathcal{E}_{o_i}$, (3) $u_j \in \mathcal{U}_{o_i}, u_m \notin \mathcal{U}_{o_i}$, and (4) $u_m \notin \mathcal{U}_{o_i}, u_n \notin \mathcal{U}_{o_i}$, we can represent the *preference inequality* about the embedding feature vectors of users u_j, u_k, u_l, u_m and u_n as follows:

$$\|\mathbf{z}_j - \mathbf{z}_k\|_2^2 \leq \|\mathbf{z}_j - \mathbf{z}_l\|_2^2 \leq \|\mathbf{z}_m - \mathbf{z}_n\|_2^2 \leq \|\mathbf{z}_j - \mathbf{z}_m\|_2^2.$$

Furthermore, based on all the topics in \mathcal{O} , a set of *preference inequality* equations can be defined, which will effectively constrain the relative distance of the learned embedding vectors. However, these inequality constraints may also lead to serious computation problems: (1) *infeasible solution* as these constraints significantly shrink the feasible space and may result in no feasible solutions; (2) *high computation cost* as these constraints are very challenging to preserve and will lead to very high computational costs. To overcome these challenges, we propose to relax the above *preference inequality* equations and replace them with the following *preference representation* objective function

$$\begin{aligned} \mathcal{L}_t(G) &= \sum_{o_i \in \mathcal{O}} \sum_{u_j, u_k \in \mathcal{U}} s_{j,k}^{o_i} \|\mathbf{z}_j - \mathbf{z}_k\|_2^2, \\ \text{where } s_{j,k}^{o_i} &= \begin{cases} \eta, & \text{if } u_j, u_k \in \mathcal{U}_{o_i} \wedge (u_j, u_k) \in \mathcal{E}_{o_i}, \\ 1, & \text{if } u_j, u_k \in \mathcal{U}_{o_i} \wedge (u_j, u_k) \notin \mathcal{E}_{o_i}, \\ \delta, & \text{if } u_j \in \mathcal{U}_{o_i} \wedge u_k \notin \mathcal{U}_{o_i}, \\ 0, & \text{if } u_j \notin \mathcal{U}_{o_i} \wedge u_k \notin \mathcal{U}_{o_i}, \end{cases} \quad (1) \end{aligned}$$

Here, $s_{j,k}^{o_i}$ denotes the weight of the feature vector loss term based on G_{o_i} , and parameters $\eta > 1$ and $\delta < 0$. By integrating the objective function in LATTE together with the above *preference representation* function, we will able to learn embedding applicable to information diffusion tasks specifically. For some other application tasks, we can also represent their requirements on the embedding results as the function \mathcal{L}_t , which will be incorporated in LATTE for model training.

4) Task Oriented Network Embedding Objective Function:

For the task oriented network embedding, the objective function needs to consider both the network embedding loss term as well as the objectives from the external application tasks with a parameter $c \in [0, 1]$ balances between these two objectives. Formally, we can represent the joint objective function to be

$$\min c \cdot \mathcal{L}_e(G) + (1 - c) \cdot \mathcal{L}_t(G).$$

To minimize the above objective function, we utilize Stochastic Gradient Descent (SGD).

IV. EXPERIMENTS

To test the effectiveness of the proposed model, extensive experiments have been done on a real-world heterogeneous social network dataset. In this section, we will first provide a brief description about the dataset used in the experiments, and then introduce the experimental settings, experimental results and parameter sensitivity analysis for the previous mentioned three tasks.

A. Experimental Setting: Network Alignment Oriented Network Embedding

We will introduce the experiment settings including the detailed setups, comparison methods and evaluation metrics for network alignment oriented network embedding in this part. The dataset we use is two online heterogeneous social networks: Twitter and Foursquare. The detailed description is in the [19].

1) *Experiment Setup*: For the network alignment task, we have 3,388 anchor links between Twitter and Foursquare, which are treated as the positive anchor link instances. Meanwhile, for the remaining non-existing anchor links between networks, they are regarded as the negative anchor link instances instead. Because of the imbalance between positive set and negative set in real dataset (i.e., the negative set is far larger than the positive set), to make a detailed study in the performance of LATTE when facing imbalance data, we sample negative link instances from negative set according to a certain ratio regarding with the number of positive set, which is controlled by parameter $\lambda \in \{1, 2, \dots, 10\}$. Furthermore, to eliminate the variance of each training process, we adopt the 10-fold cross validation to partition our dataset into the training set and testing set under different sample ratio. We take 9 folds out of 10 as training set and the rest is the testing set. For network alignment task, we will get the feature representation of each user first and then concatenate user features for anchor links according to the user pairs. After obtaining the combined feature representations, we feed it into the network alignment objective function introduced in this paper in order to predict label for potential links. In our proposed model LATTE, we filtered the users who do not have profile information since they cannot provide any useful information and set the parameter in diffusive network proximity $\bar{n} = 4$ since the users in networks are almost all connected to each other if the diffusive order is greater than 4.

2) *Comparison Methods*: This paper focuses on improving the existing network embedding model for the application oriented tasks, and the comparison methods used in this paper are mainly about the network embedding models, which are listed as follows:

- *LATTE*: Framework LATTE is the general external application task oriented network embedding model proposed in this paper. The objective function of LATTE covers both the network embedding and external tasks, and the leaned embedding representation feature vector can effectively both the network structures and the application task objectives.
- *Auto-encoder Model*: The AUTO-ENCODER model proposed in [2] can project the instances into a low-dimensional feature space. In the experiments, we build the AUTO-ENCODER model merely based on the friendship link among users, and we also adjust the loss term for AUTO-ENCODER by weighting the non-zero features more with parameter γ as introduced in Section III-A1.
- *Node2vec Model*: The NODE2VEC model [16] adopts a flexible notion of a node’s network neighborhood and design a biased random walk procedure to sample the neighbors. NODE2VEC can capture $1 - k_{th}$ -order of node proximity in homogeneous networks (based on users and their friendship connections).
- *DeepWalk Model*: The DEEPWALK model [35] extends the word2vec model [32] to the network embedding scenario. DEEPWALK uses local information obtained from truncated random walks to learn latent based on social connections.

3) *Evaluation Metrics*: To evaluate the performance of the learned embedding vectors, we use accuracy, precision, recall, and F1 as the evaluation metrics.

B. Experimental Result: Network Alignment Oriented Network Embedding

In this part, we will show the experimental results of network alignment task. For LATTE, we set model parameters $k = 1$, $c = 0.001$, $\alpha_i = 1000$ for $i \in \{1, 2, 3, 4\}$, and the regularization weight $\theta = 0.01$. Based on the parameter settings, we get the experiment results of network alignment task, which are shown in Table I. Table I can be divided into four parts and each part shows the result of one comparison method. A certain value (including the mean and standard deviation of 10-fold cross validation) in the table represents the result of the corresponding metrics under a certain negative/positive ratio and a certain comparison method. When taking a look at the table, it generally shows that our proposed method LATTE can achieve the best performance in the network alignment task for all four evaluation metrics. However, when the negative/positive ratio changing from 1 to 10, the performance of LATTE gradually gets worse. By contrast, we notice that the other three comparison methods cannot handle network alignment problem especially when the imbalance ratio get larger. The phenomenon suggests that the network structure provides less information to deal with the alignment task.

TABLE I
PERFORMANCE ON NETWORK ALIGNMENT TASK OF THE COMPARISON METHODS (PARAMETER λ CHANGES IN $\{1, 2, \dots, 10\}$, STEPS OF DIFFUSIVE NETWORK PROXIMITY $i \in \{1, 2, 3, 4\}$, $\alpha_i = 1000$, $\theta = 0.01$, $c = 0.001$, $k = 1$).

metric	method	Negative/Positive Ratio λ									
		1	2	3	4	5	6	7	8	9	10
Accuracy	LATTE	0.903±0.012	0.878±0.012	0.862±0.010	0.856±0.008	0.854±0.008	0.860±0.007	0.870±0.007	0.877±0.011	0.893±0.010	0.903±0.006
	NODE2VEC	0.494±0.008	0.659±0.015	0.750±0.008	0.800±0.008	0.833±0.008	0.857±0.004	0.875±0.003	0.889±0.004	0.900±0.008	0.909±0.005
	AUTO-ENCODER	0.495±0.021	0.665±0.012	0.750±0.008	0.800±0.008	0.833±0.008	0.857±0.004	0.875±0.003	0.889±0.004	0.900±0.008	0.909±0.005
	DEEPWALK	0.498±0.016	0.666±0.012	0.750±0.008	0.800±0.008	0.833±0.008	0.857±0.004	0.875±0.003	0.889±0.004	0.900±0.008	0.909±0.005
F1	LATTE	0.910±0.013	0.840±0.018	0.774±0.012	0.719±0.014	0.674±0.017	0.641±0.014	0.609±0.014	0.565±0.023	0.542±0.028	0.497±0.028
	NODE2VEC	0.489±0.017	0.042±0.018	0.000±0.000	0.000±0.000	0.000±0.000	0.000±0.000	0.000±0.000	0.000±0.000	0.000±0.000	0.000±0.000
	AUTO-ENCODER	0.498±0.027	0.010±0.007	0.002±0.004	0.000±0.000	0.000±0.000	0.000±0.000	0.000±0.000	0.000±0.000	0.000±0.000	0.000±0.000
	DEEPWALK	0.496±0.031	0.002±0.004	0.000±0.000	0.000±0.000	0.000±0.000	0.000±0.000	0.000±0.000	0.000±0.000	0.000±0.000	0.000±0.000
Precision	LATTE	0.849±0.021	0.745±0.022	0.655±0.015	0.589±0.016	0.537±0.020	0.505±0.014	0.488±0.014	0.468±0.033	0.477±0.041	0.472±0.032
	NODE2VEC	0.494±0.023	0.317±0.113	0.000±0.000	0.000±0.000	0.000±0.000	0.000±0.000	0.000±0.000	0.000±0.000	0.000±0.000	0.000±0.000
	AUTO-ENCODER	0.496±0.026	0.303±0.223	0.117±0.236	0.000±0.000	0.000±0.000	0.000±0.000	0.000±0.000	0.000±0.000	0.000±0.000	0.000±0.000
	DEEPWALK	0.500±0.023	0.200±0.400	0.000±0.000	0.000±0.000	0.000±0.000	0.000±0.000	0.000±0.000	0.000±0.000	0.000±0.000	0.000±0.000
Recall	LATTE	0.980±0.006	0.963±0.012	0.948±0.009	0.923±0.016	0.905±0.018	0.875±0.014	0.810±0.037	0.716±0.017	0.630±0.032	0.526±0.032
	NODE2VEC	0.485±0.026	0.023±0.010	0.000±0.000	0.000±0.000	0.000±0.000	0.000±0.000	0.000±0.000	0.000±0.000	0.000±0.000	0.000±0.000
	AUTO-ENCODER	0.503±0.052	0.005±0.004	0.001±0.002	0.000±0.000	0.000±0.000	0.000±0.000	0.000±0.000	0.000±0.000	0.000±0.000	0.000±0.000
	DEEPWALK	0.498±0.066	0.001±0.002	0.000±0.000	0.000±0.000	0.000±0.000	0.000±0.000	0.000±0.000	0.000±0.000	0.000±0.000	0.000±0.000

The main reason is that these 3 baseline methods do not take considerations about the external application tasks in the embedding process. Such a detachment renders their embedding representations useless for the network alignment task. Whereas LATTE expresses the relatively strong robustness from experiment results. This is because we incorporate both the application task loss function and the one-to-one constraint in the objective function. Assisted by the application task, LATTE is able to learn very good embedding representations for the user nodes, which have shown to be effective for the network alignment task.

C. Experimental Setting: Community Detection Oriented Network Embedding

In this part, we will introduce the experiment setting for the community detection oriented network embedding, including the detailed experiment setups, comparison methods, and evaluation metrics.

1) *Comparison and Evaluation Metrics*: We will use the same methods introduced in the previous subsection IV-A2 as our comparison in community detection, where the application task incorporated in LATTE will be changed to *community detection* instead. To evaluate the community structure outputted by different comparison methods, we will use 4 other widely applied metrics *normalized-dbi* [12], *silhouette index* [37], *density* [38], and *entropy* [34] in this paper. Metrics *ndbi*, *silhouette* will be computed based on the “diffusive proximity” scores $\mathbf{B}_{\bar{n}}$ at the “stable” state, *density* counts the number of edges in each of the community, and *entropy* measures the distribution of the community sizes.

D. Experimental Result: Community Detection Oriented Network Embedding

In Figure 1, we show the experimental results of the community detection oriented network embedding task, evaluated by *ndbi*, *silhouette index*, *density* and *entropy* respectively. The x axis of the figures denotes k , i.e., the number of communities in the network, which changes in the range $\{10, 20, \dots, 100\}$. Here, the parameter c takes value 0.5, denoting the embedding and community detection objectives have equal weights.

According to the results in Figure 1(a), LATTE model incorporating the community detection objective in the framework learning can outperform the other pure network embedding models with great advantages. Metric *ndbi* (Normalized-DBI) effectively measures the number of links in communities against those between communities. According to the results, LATTE can achieve *ndbi* around 0.95 steadily for different numbers of communities, which denotes that the community detected by LATTE can generally partition closely connected user nodes into the same communities. The *ndbi* obtained by the other comparison methods are much lower than LATTE. For instance, when $k = 10$ (i.e., we aim at partitioning the network into 10 communities), the *ndbi* scores obtained by AUTO-ENCODER, DEEPWALK and NODE2VEC are all below 0.2, which is less than $\frac{1}{4}$ of the *ndbi* obtained by LATTE. In addition, the *ndbi* obtained by these methods varies a lot with different k values, which indicates the unstableness of the results learned by these methods in community detection. Similar observations can be observed for the Silhouette metric in Figure 1(b).

As the community number k increases, the network will be partitioned into smaller communities, and more cross-community edges will be cut. According to the results in Figure 1(c), the density of the community detection results achieved by all the methods will decrease as k goes larger. Meanwhile, the density of the community detection obtained by LATTE is much larger and almost one time greater than those obtained by the other baseline methods. It indicates that LATTE will consider the edge cut loss in the embedding process, and the learned representation feature vectors can effectively indicate the optimal community partition results of the network. In Figure 1(d), we show the entropy obtained by all the comparison methods. Generally, entropy measures how balanced the network is partitioned in terms of community size, and balanced community structures (with close numbers of users) will achieve smaller entropy. According to the results, the community structures obtained by LATTE seems to be more balanced and reasonable compared with the community structures detected by the other methods. With detailed analysis of the community size in the results, the

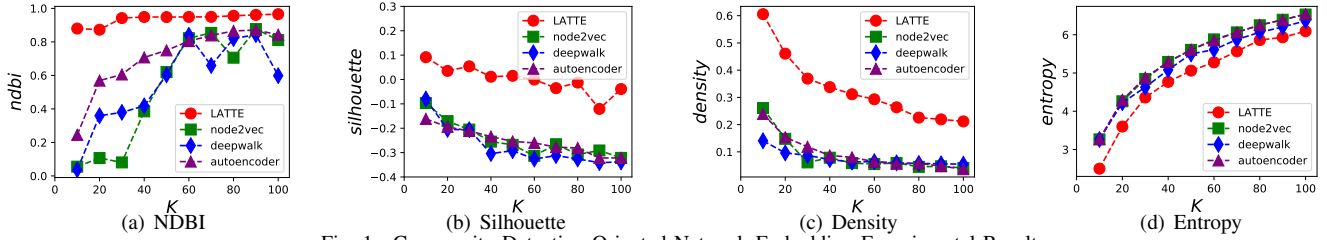


Fig. 1. Community Detection Oriented Network Embedding Experimental Result.

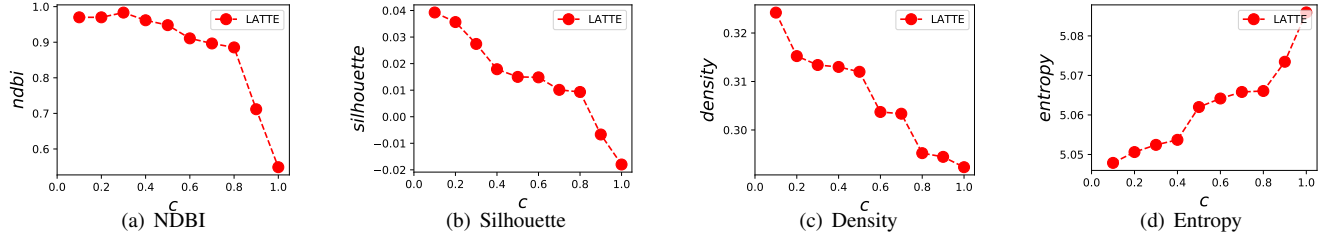


Fig. 2. Community Detection Oriented Network Embedding Framework Parameter Analysis.

community detected by AUTO-ENCODER, DEEPWALK and NODE2VEC contain some extremely small-sized and large-sized communities.

In sum, according to the experimental results, incorporating the community detection objective in the network embedding learning process can effectively improve the effectiveness of the embedding results for the community detection task, which also demonstrates our claim at the beginning of this paper.

E. Parameter Analysis: Community Detection Oriented Network Embedding

In Figure 2, we show the parameter sensitivity analysis about c (i.e., the embedding loss weight) in the community detection oriented network embedding task with the evaluation metrics ndbi, silhouette, density and entropy respectively. In the analysis, we fix $k = 50$ and change c with values in $\{0.1, 0.2, \dots, 0.9, 1.0\}$, where 1.0 denotes the application task loss function will have weight 0. According to the results, as c value increases, the performance of LATTE will generally degrade steadily. The potential reason can be that, as c increase, the framework will aim optimizing the embedding component instead of the application task, and the learned embedding feature vectors can mainly reflect the embedding objective instead.

According to the results in Figure 2, we can observe that when $c = 1.0$, the performance of LATTE can still outperform the other baseline methods (with $k = 50$) in Figure 1 respectively, except AUTO-ENCODER with metric ndbi. It shows that utilizing the heterogeneous information for the network representation learning in LATTE can helpfully capture better social community structure than the other network embedding methods.

F. Experimental Setting: Information Diffusion Oriented Network Embedding

In this part, we will introduce the experimental setting for the information diffusion oriented network embedding, including the detailed experiment setups, comparison methods, and evaluation metrics respectively. In the experiments, 5 hidden layers are involved in framework LATTE (2 hidden layers in encoder step, 2 in decoder step, and 1 fusion hidden layer). The number neuron in these hidden layers are 256, 128, 64, 128 and 256 respectively (i.e., the objective feature space dimension parameter $d = 64$). The parameters $\alpha = 1.0$, $\theta = 0.1$, $\eta = 10.0$, $\delta = -1.0$, $\gamma = 1000.0$ and 0.001 learning rate are used in the experiments.

1) *Comparison Methods and Evaluation Metrics*: The comparison methods used in the information diffusion oriented network embedding task are generally identical to those introduced in Section IV-A2, except the application objective function in LATTE will be changed to that of the information diffusion task instead. Based on the computed potential diffusion link probability, we can compute the AUC and Precision@100 by comparing them with the ground truth labels of the diffusion links in the test set. Furthermore, we also adopted a threshold $t \in [0, 1]$ to partition these prediction results into two bins, namely the positive set and negative set. For the diffusion link probability greater than t , we will assign them with a positive label; while for those with probability smaller than t , they will be assigned with a negative label instead. Various classification based evaluation metrics, including F1, Precision, Recall, Accuracy, will be used here to evaluate the quality of the predicted labels in the experiments.

G. Experimental Result and Parameter Analysis: Information Diffusion Oriented Network Embedding

In Figure 3, we show the experimental results obtained by the comparison methods in the information diffusion

oriented network embedding task, evaluated by AUC and Precision@100. Besides embedding the networks structure and social information, the objective studied here will also cover the modeling of information diffusion process in the networks. Here, to denote different ratios of labeled diffusion links, we change the sample ratio with values in $\{0.1, 0.2, \dots, 0.9, 1.0\}$, and fix the weight c with value 0.5.

According to the performance of the comparison methods, the results obtained by methods DEEPWALK, AUTO-ENCODER and NODE2VEC don't change with c . The main reason is that these methods don't use the information diffusion information in the model building, and the change the sample ration will not affect the performance of these methods. According to Figures 3(a) and 3(b), as the sample ratio increases, the AUC and Precision@100 achieved by LATTE will increase. The main reason is that with larger sample ratios, more positive diffusion links will be available in the training set and the learned model as well as the embedding feature vectors will be able to capture the patterns about these positive diffusion links. It will lead to better prediction performance on the testing set.

In Figure 4, we provide the parameter sensitivity analysis about the weight c in the framework. Similar observations can be found in the results, as c increase, the AUC and Precision@100 score obtained by LATTE will go down. Slightly different from the community detection task, as c goes to 1.0, the performance metric scores of LATTE will be slightly lower than those obtained by AUTO-ENCODER. It indicates that incorporating the heterogeneous network structure and social information in the embedding process may not be very useful for the information diffusion task, and non-relevant information can be slightly misleading for inferring the potential future diffusion links among users in the networks.

V. RELATED WORK

Network Representation Learning: Network representation learning has become a very hot research problem recently, which can project a graph-structured data to the feature vector representations. In recent years, many network embedding works based on random walk model and deep learning models have been introduced, like Deepwalk [35], node2vec [16], AutoNE [44] and CAN [31]. Perozzi et al. extends the word2vec model [32] to the network scenario and introduce the Deepwalk algorithm. Chang et al. [6] learn the embedding of networks involving text and image information. Chen et al. [7] introduce a task guided embedding model to learn the representations for the author identification problem. Most of these embedding models are proposed for homogeneous networks, and assume the learned feature vectors can be applicable to all external tasks. These existing methods will suffer from great problems in the real-world applications mainly due to the inconsistency between specific task objectives against the embedding objective.

Network Alignment. Network alignment problem is an important research problem, which has been studied in various

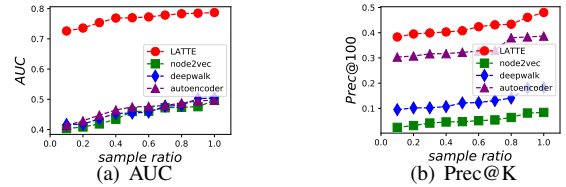


Fig. 3. Result of Information Diffusion Task Oriented Network Embedding Framework.

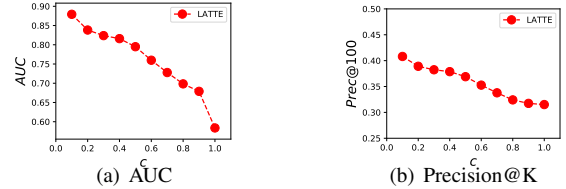


Fig. 4. Information Diffusion Oriented Network Embedding Framework Parameter Analysis.

areas, e.g., protein-protein-interaction network alignment in bioinformatics [17], [22], [40], chemical compound matching in chemistry [41], ontology alignment web semantics [13], graph matching in combinatorial mathematics [30], figure matching and merging in computer vision [11], [1], and online social network matching and alignment [19], [50], [49]. Recently, lots of works have been done for social network alignment specifically, IONE maintains the both local and higher-order structural information [25]. Activerter utilizes the meta diagram in a active learning framework [36]. But None of these can be extensible for other tasks.

Clustering and Community Detection. Clustering is a very broad research area, which includes various types of clustering tasks, like consensus clustering [27], [26], multi-view/relational clustering [3], [5], [46], co-training based clustering [20]. In recent years, clustering based community detection in online social networks is very popular, where a comprehensive survey is available in [29]. Several different techniques have been proposed to optimize certain community metrics, e.g., modularity [33] or normalized cut [39]. A detailed tutorial on spectral clustering has been given by Luxburg in [28]. In this paper, we propose to do community detection by incorporating it in the embedding task, where the learned embedding feature vectors can capture not only network structure but also the community structure at the same time.

Influence Maximization and Information Diffusion. Influence maximization problem as a popular research topic was first proposed by Domingos et al. [14]. It was first formulated as an optimization problem in [18], where Kempe et al. proposed two basic stochastic influence propagation models, the *independent cascade (IC) model* and *linear threshold (LT) model*. Since then, a considerable amount of works on speeding up the seed selection algorithms [10] are introduced, including the scalable CELF model [21] and heuristic based algorithms for IC [9] and LT [8] models. Information diffusion on heterogeneous and multi-relational networks has become

an increasingly important topic in recent years [42], [24]. However, all these existing works mainly focus on constructing the models that fit the information diffusion process, but fail to learn users' topic preference representations as well as the diffusion patterns representations, which will be studied in this paper using the embedding approach.

VI. CONCLUSION

In this paper, we have studied the “*application oriented network embedding*” problem, which aims at learning the heterogeneous network embeddings subject to specific application requirements. To address the problem, we introduce a novel application oriented heterogeneous network embedding model, namely LATTE. The node closeness can be effectively measured with the novel “diffusive proximity” concept in LATTE based on $1 - n_{th}$ -order of node proximity. By extending the autoencoder model, the embedding results learned by LATTE can both preserve the heterogeneous network structure as well as incorporating the external application objectives effectively. Extensive experiments done on a real-world heterogeneous networked dataset have demonstrated the effectiveness and advantages of LATTE over other existing network embedding models in application tasks, like network alignment, community detection and information diffusion.

VII. ACKNOWLEDGEMENT

This work is partially supported by NSF through grant IIS-1763365 and by FSU.

REFERENCES

- [1] M. Bayati, M. Gerritsen, D. Gleich, A. Saberi, and Y. Wang. Algorithms for large, sparse network alignment problems. In *ICDM*, 2009.
- [2] Y. Bengio, P. Lamblin, D. Popovici, and H. Larochelle. Greedy layer-wise training of deep networks. In *NIPS*, 2006.
- [3] S. Bickel and T. Scheffer. Multi-view clustering. In *ICDM*, 2004.
- [4] A. Bordes, N. Usunier, A. Garcia-Duran, J. Weston, and O. Yakhnenko. Translating embeddings for modeling multi-relational data. In *NIPS*, 2013.
- [5] X. Cai, F. Nie, and H. Huang. Multi-view k-means clustering on big data. In *IJCAI*, 2013.
- [6] S. Chang, W. Han, J. Tang, G. Qi, C. Aggarwal, and T. Huang. Heterogeneous network embedding via deep architectures. In *KDD*, 2015.
- [7] T. Chen and Y. Sun. Task-guided and path-augmented heterogeneous network embedding for author identification. *CoRR*, abs/1612.02814, 2016.
- [8] W. Chen, C. Wang, and Y. Wang. Scalable influence maximization for prevalent viral marketing in large-scale social networks. In *KDD*, 2010.
- [9] W. Chen, Y. Wang, and S. Yang. Efficient influence maximization in social networks. In *KDD*, 2009.
- [10] W. Chen, Y. Yuan, and L. Zhang. Scalable influence maximization in social networks under the linear threshold model. In *ICDM*, 2010.
- [11] D. Conte, P. Foggia, C. Sansone, and M. Vento. Thirty years of graph matching in pattern recognition. *IJPRAI*, 2004.
- [12] D. Davies and D. Bouldin. A cluster separation measure. *IEEE Transactions on Pattern Analysis and Machine Intelligence*, 1979.
- [13] A. Doan, J. Madhavan, P. Domingos, and A. Halevy. Ontology matching: A machine learning approach. In *Handbook on Ontologies*. 2004.
- [14] P. Domingos and M. Richardson. Mining the network value of customers. In *KDD*, 2001.
- [15] André Elisseeff and Jason Weston. A kernel method for multi-labelled classification. In *Advances in neural information processing systems*, pages 681–687, 2002.
- [16] A. Grover and J. Leskovec. Node2vec: Scalable feature learning for networks. In *KDD*, 2016.
- [17] M. Kalaev, V. Bafna, and R. Sharan. Fast and accurate alignment of multiple protein networks. In M. Vingron and L. Wong, editors, *Research in Computational Molecular Biology*. 2008.
- [18] D. Kempe, J. Kleinberg, and É. Tardos. Maximizing the spread of influence through a social network. In *KDD*, 2003.
- [19] X. Kong, J. Zhang, and P. Yu. Inferring anchor links across multiple heterogeneous social networks. In *CIKM*, 2013.
- [20] A. Kumar and H. Daumé. A co-training approach for multi-view spectral clustering. In *ICML*, 2011.
- [21] J. Leskovec, A. Krause, C. Guestrin, C. Faloutsos, J. VanBriesen, and N. Glance. Cost-effective outbreak detection in networks. In *KDD*, 2007.
- [22] C. Liao, K. Lu, M. Baym, R. Singh, and B. Berger. Isorankn: spectral methods for global alignment of multiple protein networks. *Bioinformatics*, 2009.
- [23] Y. Lin, Z. Liu, M. Sun, Y. Liu, and X. Zhu. Learning entity and relation embeddings for knowledge graph completion. In *AAAI*, 2015.
- [24] L. Liu, J. Tang, J. Han, M. Jiang, and S. Yang. Mining topic-level influence in heterogeneous networks. In *CIKM*, 2010.
- [25] Li Liu, Xin Li, William Cheung, and Lejian Liao. Structural representation learning for user alignment across social networks. *IEEE Transactions on Knowledge and Data Engineering*, 2019.
- [26] E. F. Lock and D. B. Dunson. Bayesian consensus clustering. *Bioinformatics*, 2013.
- [27] A. Loureno, S. R. Bul, N. Rebagliati, A. L. N. Fred, M. A. T. Figueiredo, and M. Pelillo. Probabilistic consensus clustering using evidence accumulation. *Machine Learning*, 2013.
- [28] U. Luxburg. A tutorial on spectral clustering. *CoRR*, abs/0711.0189, 2007.
- [29] F. D. Malliaros and M. Vazirgiannis. Clustering and community detection in directed networks: A survey. *CoRR*, abs/1308.0971, 2013.
- [30] F. Manne and M. Halappanavar. New effective multithreaded matching algorithms. In *IPDPS*, 2014.
- [31] Zaiqiao Meng, Shangsong Liang, Hongyan Bao, and Xiangliang Zhang. Co-embedding attributed networks. In *Proceedings of the Twelfth ACM International Conference on Web Search and Data Mining*, pages 393–401. ACM, 2019.
- [32] T. Mikolov, I. Sutskever, K. Chen, G. Corrado, and J. Dean. Distributed representations of words and phrases and their compositionality. In *NIPS*, 2013.
- [33] M. Newman and M. Girvan. Finding and evaluating community structure in networks. *Physical Review E*, 2004.
- [34] N. Nguyen and R. Caruana. Consensus clusterings. In *Proceedings of the 2007 Seventh IEEE International Conference on Data Mining, ICDM '07*, pages 607–612, 2007.
- [35] B. Perozzi, R. Al-Rfou, and S. Skiena. Deepwalk: Online learning of social representations. In *KDD*, 2014.
- [36] Yuxiang Ren, Charu C Aggarwal, and Jiawei Zhang. Meta diagram based active social networks alignment. In *2019 IEEE 35th International Conference on Data Engineering (ICDE)*, pages 1690–1693. IEEE, 2019.
- [37] P. Rousseeuw. Silhouettes: A graphical aid to the interpretation and validation of cluster analysis. *Journal of Computational and Applied Mathematics*, 1987.
- [38] S. Schaeffer. Survey: Graph clustering. *Computer Science Review*, 2007.
- [39] J. Shi and J. Malik. Normalized cuts and image segmentation. *TPAMI*, 2000.
- [40] R. Singh, J. Xu, and B. Berger. Pairwise global alignment of protein interaction networks by matching neighborhood topology. In *RECOMB*, 2007.
- [41] A. Smalter, J. Huan, and G. Lushington. Gpm: A graph pattern matching kernel with diffusion for chemical compound classification. In *IEEE BIBE*, 2008.
- [42] Y. Sun, J. Han, X. Yan, P. Yu, and T. Wu. Pathsim: Meta path-based top-k similarity search in heterogeneous information networks. In *VLDB*, 2011.
- [43] J. Tang, M. Qu, M. Wang, M. Zhang, J. Yan, and Q. Mei. Line: Large-scale information network embedding. In *WWW*, 2015.
- [44] Ke Tu, Jianxin Ma, Peng Cui, Jian Pei, and Wenwu Zhu. Autone: Hyperparameter optimization for massive network embedding. In *Proceedings of the 25th ACM SIGKDD International Conference on Knowledge Discovery and Data Mining*, 2019.
- [45] D. Wang, P. Cui, and W. Zhu. Structural deep network embedding. In *KDD*, 2016.

- [46] X. Yin, J. Han, and P. Yu. Crossclus: user-guided multi-relational clustering. *Data Mining and Knowledge Discovery*, 2007.
- [47] J. Zhang, J. Chen, J. Zhu, Y. Chang, and P. Yu. Link prediction with cardinality constraint. In *WSDM*, 2017.
- [48] J. Zhang, C. Xia, C. Zhang, L. Cui, Y. Fu, and P. Yu. Bi-mne: emerging heterogeneous social network embedding through broad learning with aligned autoencoder. In *ICDM*, 2017.
- [49] J. Zhang and P. Yu. Community detection for emerging networks. In *SDM*, 2015.
- [50] J. Zhang, P. Yu, and Z. Zhou. Meta-path based multi-network collective link prediction. In *KDD*, 2014.
- [51] Jiawei Zhang and Philip S. Yu. Broad learning: An emerging area in social network analysis. *SIGKDD Explorations*, 2018.