

Long-Range Longitudinal Electric Wave in Vacuum Radiated by Electric Dipole: Part I

Altay Zhakatayev, Leila Tlebaldiyeva

Received: date / Accepted: date

Abstract In this work by using the assumptions that wavelength is much smaller than charge separation distance of an electric dipole, which in turn is much smaller than a distance up to the point of observation, the new results for radiation of an electric dipole were obtained. These results generalize and extend the standard classical solution, and they indicate that under the above assumptions the electric dipole emits both long-range longitudinal electric and transverse electromagnetic waves. For a specific values of the dipole system parameters the longitudinal and transverse electric fields are displayed. Total power emitted by electric and electromagnetic waves are calculated and compared. It was shown that under the standard assumption of charge separation distance being much smaller than wavelength: a) classical solution correctly describes the transverse electromagnetic waves; b) transverse electromagnetic waves are dominant and longitudinal electric waves are negligible; c) total radiated power is proportional to the fourth degree of frequency; d) from classical solution it is known that most of the power is emitted perpendicular to electric dipole axis; e) our solution reduces to classical solution. In case wavelength is much smaller than charge separation distance: a) the classical solution is not valid and it overestimates the total radiated power; b) longitudinal electric waves are dominant and transverse electromagnetic waves are negligible; c) total radiated power is proportional to the second degree of frequency; d) most of the power is emitted in a narrow beam along the dipole axis, thus emission of waves is focused as with lasers.

Keywords Electric dipole · Long-range waves · Longitudinal electric waves · Transverse electromagnetic waves · Total radiated power

Altay Zhakatayev
School of Science and Technology,
Leila Tlebaldiyeva
School of Engineering, Nazarbayev University
Room 402, Block 7, Kabanbay Batyr Ave 53
Astana, Kazakhstan, Z05H0P9
Tel.: +77172 709097
E-mail: azhakatayev@nu.edu.kz

1 Introduction

Radiation of the long-range electromagnetic waves, emitted by a classical electric dipole, is well known. Derivation can be found in almost any textbook on electrodynamics [1, 2, 3, 9, 10]. The main assumptions used in the derivation of these results are

$$d \ll \lambda \ll r \quad (1)$$

where d is the distance between two point charges of the electric dipole, λ is wavelength of the emitted electrodynamic wave and r is the distance from midpoint of the dipole up to the observation point. We will consider radiation by the electric dipole, but with the following assumptions

$$\lambda \ll d \ll r \quad (2)$$

It turns out that these new assumptions lead to completely novel results. To the best knowledge of authors, these results were not published before.

Literature covering the longitudinal electric waves is scarce. This is due to the fact that according to Gauss's law longitudinal electric waves are impossible in vacuum. However in this paper we challenge the implications of the Gauss's law with respect to the existence of longitudinal electric waves by considering the electric dipole radiation. A theoretical method for quantizing the radiation field using transverse, longitudinal and scalar photons was introduced in [4]. An attempt to consider the existence of longitudinal electric waves using general framework of classical electrodynamics was tried in [12]. Possible existence and physical relevance of longitudinal electromagnetic waves from quantum electrodynamic point of view was studied in [7]. Formation of transient longitudinal electromagnetic wave at the instant when a point charge crosses the perfectly conducting half-space and annihilates with its image was theoretically shown in [11].

2 Theoretical Derivation

Scalar and vector potentials are defined using charge ρ and current \mathbf{J} densities as

$$V(\mathbf{r}, t) = \frac{1}{4\pi\epsilon_0} \int \frac{\rho(\mathbf{r}', t_r)}{z} dV' \quad (3a)$$

$$\mathbf{A}(\mathbf{r}, t) = \frac{\mu_0}{4\pi} \int \frac{\mathbf{J}(\mathbf{r}', t_r)}{z} dV' \quad (3b)$$

here \mathbf{z} is radius vector from charge location at retarded time t_r up to the point, where potential fields are being observed, and z is its magnitude. t_r is "retarded" time, i.e. time at which scalar potential was "emitted" by a charge element or vector potential was "emitted" by a current element. \mathbf{r} , r and $\hat{\mathbf{r}}$ are correspondingly radius vector from the origin of reference coordinate system up to the point of observation, its magnitude and its unit vector. Radius vector from origin of reference system up to the point where charge or current element is located at retarded time t_r is denoted as \mathbf{r}' and $\mathbf{r}' = \mathbf{r} - \mathbf{z}$. The point of observation is where we want to find the electric and magnetic fields. In this paper we will use spherical coordinate system, as it is used for derivation of dipole radiation in classical case, Fig. 1. The unit vectors of the spherical frame are $\hat{\mathbf{r}}$, $\hat{\boldsymbol{\theta}}$ and $\hat{\boldsymbol{\phi}}$.

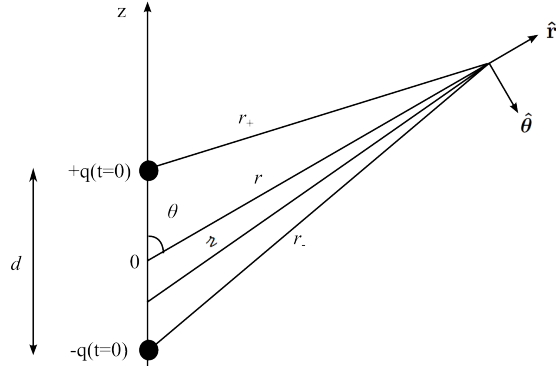


Fig. 1 Schematic diagram of an electric dipole

All of the derivation will be done for point charges. However in reality we should employ in the analysis small finite conductive spheres instead of point charges, due to the fact that by definition charge value of point charges (like electron) is constant. If we assume that electric potential on the outside surface of the small conducting sphere changes simultaneously, then the analysis will not change if point charges are used instead of finite but small spheres. Therefore bear in mind that even though point charge is used in the analysis, in reality we mean finite but small spheres, charge magnitude of which can change. In other words, it might be said that in this analysis radius of small spheres is taken as negligible compared to any other spatial dimensions of the system. The scalar and vector potentials of a point charge q and of a steady current \mathbf{I} for classical low velocity case ($\frac{v}{c} \ll 1$) are given as

$$V(\mathbf{r}, t) = \frac{q(\mathbf{r}', t_r)}{4\pi\epsilon_0 r} \quad (4a)$$

$$\mathbf{A}(\mathbf{r}, t) = \frac{\mu_0 \mathbf{I}(\mathbf{r}', t_r)}{4\pi r} \quad (4b)$$

One point charge, which will be called “upper” charge, is located at $z = \frac{d}{2}$. The other charge, it will be given a name of “lower” charge, is located at $z = -\frac{d}{2}$. Two charges are separated by a distance d . r_+ is distance from the upper charge to the point of observation, while r_- is the same distance but from the lower charge, Fig. 1. We assume that charges are stationary, i.e. not moving, but charge magnitude is a function of time. The assumptions in (2) can be cast in the following dimensionless form

$$\frac{d}{r} \ll 1 \quad (5a)$$

$$\frac{c}{\omega d} \ll 1 \quad (5b)$$

$$\frac{c}{\omega r} \ll 1 \quad (5c)$$

where we used the identity $\lambda = \frac{2\pi c}{\omega}$, ω is the frequency of the wave. We note that in the standard classical derivation of the electric dipole radiation inverse of assumption (5b) is used

$$\frac{c}{\omega d} \gg 1 \quad (6)$$

We can use the following identity for r_+ and r_- :

$$r_{\pm} = r \sqrt{1 \mp \frac{d}{r} \cos \theta + \left(\frac{d}{2r}\right)^2} \quad (7)$$

If Taylor series expansion is applied for RHS of the above equation and (5a) is used to take only the first order terms, then we obtain the following approximations

$$r_{\pm} \approx r \left(1 \mp \frac{d}{2r} \cos \theta\right) \quad (8a)$$

$$\frac{1}{r_{\pm}} \approx \frac{1}{r} \left(1 \pm \frac{d}{2r} \cos \theta\right) \quad (8b)$$

$$\frac{1}{r_{\pm}^2} \approx \frac{1}{r^2} \left(1 \pm \frac{d}{r} \cos \theta\right) \quad (8c)$$

Additionally the following approximation, obtained by using (8a), will be useful for us later

$$\cos\left(\omega\left(t - \frac{r_{\pm}}{c}\right)\right) \approx \cos\left(\omega\left(t - \frac{r}{c}\right)\right) \cos\left(\frac{\omega d}{2c} \cos \theta\right) \mp \sin\left(\omega\left(t - \frac{r}{c}\right)\right) \sin\left(\frac{\omega d}{2c} \cos \theta\right) \quad (9)$$

Let us assume that at the initial time $t_r = 0$ the upper charge has positive charge q_0 , while the lower charge has negative charge $-q_0$. The value of these charges changes according to cosine function for later times $t_r > 0$ as

$$q(\mathbf{r}', t_r) = \pm q_0 \cos \omega t_r \quad (10)$$

Let us find the scalar potentials due to the upper charge ($V_+(\mathbf{r}, t)$) and due to the lower charge ($V_-(\mathbf{r}, t)$) at point \mathbf{r} and at time t . According to (4a) we will have

$$\begin{aligned} V_+(\mathbf{r}, t) &= \frac{q(\mathbf{r}', t_r)}{4\pi\epsilon_0 r} = \frac{q_0 \cos \omega t_r}{4\pi\epsilon_0 r} = \frac{q_0 \cos \omega\left(t - \frac{r_{+}}{c}\right)}{4\pi\epsilon_0 r_{+}} \\ V_-(\mathbf{r}, t) &= \frac{q(\mathbf{r}', t_r)}{4\pi\epsilon_0 r} = -\frac{q_0 \cos \omega t_r}{4\pi\epsilon_0 r} = -\frac{q_0 \cos \omega\left(t - \frac{r_{-}}{c}\right)}{4\pi\epsilon_0 r_{-}} \end{aligned} \quad (11)$$

Then scalar potential field of the dipole will have the following form

$$V(\mathbf{r}, t) = V_+(\mathbf{r}, t) + V_-(\mathbf{r}, t) = \frac{q_0}{4\pi\epsilon_0} \left(\frac{\cos\left(\omega\left(t - \frac{r_{+}}{c}\right)\right)}{r_{+}} - \frac{\cos\left(\omega\left(t - \frac{r_{-}}{c}\right)\right)}{r_{-}} \right) \quad (12)$$

If (8b) and (9) are used to open the brackets in above equation and later (5a) is used for the obtained expression, then we get

$$V(\mathbf{r}, t) \approx -\frac{2q_0}{4\pi\epsilon_0 r} \sin\left(\omega\left(t - \frac{r}{c}\right)\right) \sin\left(\frac{\omega d}{2c} \cos \theta\right) \quad (13)$$

Gradient of the scalar potential in the spherical frame is

$$\nabla V = \frac{\partial V}{\partial r} \hat{\mathbf{r}} + \frac{1}{r} \frac{\partial V}{\partial \theta} \hat{\boldsymbol{\theta}} \quad (14)$$

The scalar potential (13) does not depend on ϕ or $\hat{\phi}$, and therefore its gradient contains only two terms. Let us evaluate the first term in the gradient by differentiating (13) and then applying (5c)

$$\frac{\partial V}{\partial r} \approx \frac{2q_0}{4\pi\epsilon_0 r} \frac{\omega}{c} \sin\left(\frac{\omega d}{2c} \cos \theta\right) \cos\left(\omega\left(t - \frac{r}{c}\right)\right) \quad (15)$$

The second term in the gradient is obtained again by differentiating (13)

$$\frac{1}{r} \frac{\partial V}{\partial \theta} = \frac{2q_0}{4\pi\epsilon_0 r^2} \frac{\omega d}{2c} \sin \theta \cos\left(\frac{\omega d}{2c} \cos \theta\right) \sin\left(\omega\left(t - \frac{r}{c}\right)\right) \quad (16)$$

Now we can combine above two identities, apply (5a) to the resultant expression, and finally we get gradient of the scalar potential

$$\nabla V(\mathbf{r}, t) \approx \frac{2q_0}{4\pi\epsilon_0 r} \frac{\omega}{c} \sin\left(\frac{\omega d}{2c} \cos \theta\right) \cos\left(\omega\left(t - \frac{r}{c}\right)\right) \hat{\mathbf{r}} \quad (17)$$

Current can be defined as

$$\mathbf{I}(\mathbf{r}', t_r) = \dot{q}(t_r) \hat{\mathbf{z}} = -q_0 \omega \sin \omega t_r \hat{\mathbf{z}} \quad (18)$$

In case of classical dipole radiation, magnitude of the current $|\mathbf{I}| = q_0 \omega$ is taken as constant over distance d due to assumption $(\frac{c}{\omega d} \gg 1)$ [5,6] and the only variable in the current is the retarded time t_r . Above assumption intuitively can be understood as the following. When assumption $\lambda \gg d$ is taken, it means that distance between charges is much smaller than wavelength of the AC current. If we “freeze” AC current wave in time, then different parts of the wavelength of the current wave correspond to different current magnitudes. Therefore at a given fixed time current magnitude between two charges is almost constant in space. Thus it is reasonable to assume that at any given time current magnitude between two charges of the dipole is constant.

In this case, however, we can no longer assume that current magnitude is constants over d due to (5b). In other words, current will vary due to variation of its magnitude in space and due to variation of retarded time. Therefore we have to consider the following current

$$\mathbf{I}(\mathbf{r}', t_r) = -q_0 \omega \sin\left(\frac{2\pi}{\lambda}\left(\frac{d}{2} - z\right) + \omega t_r\right) \hat{\mathbf{z}} \quad (19)$$

which simplifies to old classical expression (18) under assumption $\lambda \gg d$ taken for classical charge. In effect (19) represents AC current wave in space and in time, “flowing” or traveling in the direction of positive charge. Note also that we assume that electric current, or electricity, is traveling along the wire connecting the point charges at the speed c . This means that velocity factor of the wire connecting the point charges is taken to be 100%. Next we need to evaluate the vector potential

$$\mathbf{A}(\mathbf{r}, t) = \frac{\mu_0}{4\pi} \int_{-\frac{d}{2}}^{\frac{d}{2}} \frac{\mathbf{I}(\mathbf{r}', t_r)}{\mathcal{Z}} dz = -\frac{\mu_0 q_0 \omega}{4\pi} \hat{\mathbf{z}} \int_{-\frac{d}{2}}^{\frac{d}{2}} \frac{\sin\left(\frac{2\pi}{\lambda}\left(\frac{d}{2} - z\right) + \omega\left(t - \frac{\mathcal{Z}}{c}\right)\right)}{\mathcal{Z}} dz \quad (20)$$

here \mathcal{Z} is distance from current segment, which is being integrated, up to the point of observation of fields (see Fig. 1), z is integration variable, $-\frac{d}{2} \leq z \leq \frac{d}{2}$. For

current segment we can write similar approximations as for the two point charge locations

$$z \approx r(1 \mp \frac{z}{r} \cos \theta) \quad (21a)$$

$$\frac{1}{z} \approx \frac{1}{r}(1 \pm \frac{z}{r} \cos \theta) \quad (21b)$$

$$\frac{1}{z^2} \approx \frac{1}{r^2}(1 \pm \frac{2z}{r} \cos \theta) \quad (21c)$$

here the sign depend on whether z is above 0 or below it. Using trigonometric identities, sine term inside the integral (20) can be written as a sum of four terms

$$\begin{aligned} & \int_{-\frac{d}{2}}^{\frac{d}{2}} \sin\left(\frac{2\pi}{\lambda}\left(\frac{d}{2} - z\right) + \omega\left(t - \frac{z}{c}\right)\right) \frac{1}{z} dz = \\ & \int_{-\frac{d}{2}}^{\frac{d}{2}} \left(\sin\left(\frac{2\pi}{\lambda}\left(\frac{d}{2} - z\right)\right) \cos\left(\omega\left(t - \frac{z}{c}\right)\right) + \cos\left(\frac{2\pi}{\lambda}\left(\frac{d}{2} - z\right)\right) \sin\left(\omega\left(t - \frac{z}{c}\right)\right) \right) \frac{1}{z} dz = \\ & \int_{-\frac{d}{2}}^{\frac{d}{2}} \left(\left(\sin\left(\frac{\pi d}{\lambda}\right) \cos\left(\frac{2\pi z}{\lambda}\right) - \cos\left(\frac{\pi d}{\lambda}\right) \sin\left(\frac{2\pi z}{\lambda}\right) \right) \cos\left(\omega\left(t - \frac{z}{c}\right)\right) + \right. \\ & \left. \left(\cos\left(\frac{\pi d}{\lambda}\right) \cos\left(\frac{2\pi z}{\lambda}\right) + \sin\left(\frac{\pi d}{\lambda}\right) \sin\left(\frac{2\pi z}{\lambda}\right) \right) \sin\left(\omega\left(t - \frac{z}{c}\right)\right) \right) \frac{1}{z} dz \end{aligned} \quad (22)$$

Then evaluating the integral in (20) can be done by integrating separately each of the four terms in (22). Let us perform integration for the first term (by using (21a) and (21b))

$$\begin{aligned} & \int_{-\frac{d}{2}}^{\frac{d}{2}} \cos\left(\frac{2\pi z}{\lambda}\right) \cos\left(\omega\left(t - \frac{z}{c}\right)\right) \frac{1}{z} dz = \\ & \int_{-\frac{d}{2}}^0 \cos\left(\frac{2\pi z}{\lambda}\right) \cos\left(\omega\left(t - \frac{r}{c}\left(1 + \frac{z}{r} \cos \theta\right)\right)\right) \frac{1}{r}\left(1 - \frac{z}{r} \cos \theta\right) dz + \\ & \int_0^{\frac{d}{2}} \cos\left(\frac{2\pi z}{\lambda}\right) \cos\left(\omega\left(t - \frac{r}{c}\left(1 - \frac{z}{r} \cos \theta\right)\right)\right) \frac{1}{r}\left(1 + \frac{z}{r} \cos \theta\right) dz = \\ & \frac{1}{r} \cos\left(\omega\left(t - \frac{r}{c}\right)\right) \left(\int_{-\frac{d}{2}}^{\frac{d}{2}} \cos\left(\frac{2\pi z}{\lambda}\right) \cos\left(\frac{\omega z}{c} \cos \theta\right) dz - \right. \\ & \left. \int_{-\frac{d}{2}}^0 \cos\left(\frac{2\pi z}{\lambda}\right) \cos\left(\frac{\omega z}{c} \cos \theta\right) \frac{z}{r} \cos \theta dz + \int_0^{\frac{d}{2}} \cos\left(\frac{2\pi z}{\lambda}\right) \cos\left(\frac{\omega z}{c} \cos \theta\right) \frac{z}{r} \cos \theta dz \right) + \\ & \frac{1}{r} \sin\left(\omega\left(t - \frac{r}{c}\right)\right) \left(\int_{-\frac{d}{2}}^0 \cos\left(\frac{2\pi z}{\lambda}\right) \sin\left(\frac{\omega z}{c} \cos \theta\right) dz - \right. \\ & \left. \int_0^{\frac{d}{2}} \cos\left(\frac{2\pi z}{\lambda}\right) \sin\left(\frac{\omega z}{c} \cos \theta\right) dz - \int_{-\frac{d}{2}}^{\frac{d}{2}} \cos\left(\frac{2\pi z}{\lambda}\right) \sin\left(\frac{\omega z}{c} \cos \theta\right) \frac{z}{r} \cos \theta dz \right) \end{aligned} \quad (23)$$

Here we see that the above integral (integral of the first term in (22)) is split into another six integral terms. The following trigonometric integral identities will be

useful for us at this point

$$\int \cos(ax)dx = \frac{1}{a} \sin(ax) + C \quad (24a)$$

$$\int \sin(ax)dx = -\frac{1}{a} \cos(ax) + C \quad (24b)$$

$$\int x \cos(ax)dx = \frac{1}{a^2} \cos(ax) + \frac{1}{a} x \sin(ax) + C \quad (24c)$$

$$\int x \sin(ax)dx = \frac{1}{a^2} \sin(ax) - \frac{1}{a} x \cos(ax) + C \quad (24d)$$

where a and C are constants. Let us evaluate, using trigonometric identities when necessary, each of the six integral terms in (23). Using (24a):

$$\begin{aligned} & \int_{-\frac{d}{2}}^{\frac{d}{2}} \cos\left(\frac{2\pi z}{\lambda}\right) \cos\left(\frac{\omega z}{c} \cos \theta\right) dz = \\ & \frac{\lambda}{2\pi} \left(\frac{1}{1 - \cos \theta} \sin\left(\frac{\pi d}{\lambda} (1 - \cos \theta)\right) + \frac{1}{1 + \cos \theta} \sin\left(\frac{\pi d}{\lambda} (1 + \cos \theta)\right) \right) \end{aligned} \quad (25)$$

Using (24c):

$$\begin{aligned} & \int_{-\frac{d}{2}}^0 \cos\left(\frac{2\pi z}{\lambda}\right) \cos\left(\frac{\omega z}{c} \cos \theta\right) \frac{z}{r} \cos \theta dz = \\ & \frac{\cos \theta}{2r} \left(\frac{\lambda^2}{4\pi^2} \frac{1}{(1 - \cos \theta)^2} (1 - \cos\left(\frac{\pi d}{\lambda} (1 - \cos \theta)\right)) - \frac{\lambda d}{4\pi} \frac{1}{1 - \cos \theta} \sin\left(\frac{\pi d}{\lambda} (1 - \cos \theta)\right) + \right. \\ & \left. \frac{\lambda^2}{4\pi^2} \frac{1}{(1 + \cos \theta)^2} (1 - \cos\left(\frac{\pi d}{\lambda} (1 + \cos \theta)\right)) - \frac{\lambda d}{4\pi} \frac{1}{1 + \cos \theta} \sin\left(\frac{\pi d}{\lambda} (1 + \cos \theta)\right) \right) \end{aligned} \quad (26)$$

Using (24c) again:

$$\begin{aligned} & \int_0^{\frac{d}{2}} \cos\left(\frac{2\pi z}{\lambda}\right) \cos\left(\frac{\omega z}{c} \cos \theta\right) \frac{z}{r} \cos \theta dz = \\ & \frac{\cos \theta}{2r} \left(\frac{\lambda^2}{4\pi^2} \frac{1}{(1 - \cos \theta)^2} (\cos\left(\frac{\pi d}{\lambda} (1 - \cos \theta)\right) - 1) + \frac{\lambda d}{4\pi} \frac{1}{1 - \cos \theta} \sin\left(\frac{\pi d}{\lambda} (1 - \cos \theta)\right) + \right. \\ & \left. \frac{\lambda^2}{4\pi^2} \frac{1}{(1 + \cos \theta)^2} (\cos\left(\frac{\pi d}{\lambda} (1 + \cos \theta)\right) - 1) + \frac{\lambda d}{4\pi} \frac{1}{1 + \cos \theta} \sin\left(\frac{\pi d}{\lambda} (1 + \cos \theta)\right) \right) \end{aligned} \quad (27)$$

Using (24b):

$$\begin{aligned} & \int_{-\frac{d}{2}}^0 \cos\left(\frac{2\pi z}{\lambda}\right) \sin\left(\frac{\omega z}{c} \cos \theta\right) dz = \\ & \frac{\lambda}{4\pi} \left(-\frac{1}{1 + \cos \theta} (1 - \cos\left(\frac{\pi d}{\lambda} (1 + \cos \theta)\right)) + \frac{1}{1 - \cos \theta} (1 - \cos\left(\frac{\pi d}{\lambda} (1 - \cos \theta)\right)) \right) \end{aligned} \quad (28)$$

Again using (24b):

$$\begin{aligned} & \int_0^{\frac{d}{2}} \cos\left(\frac{2\pi z}{\lambda}\right) \sin\left(\frac{\omega z}{c} \cos \theta\right) dz = \\ & \frac{\lambda}{4\pi} \left(-\frac{1}{1+\cos \theta} \left(\cos\left(\frac{\pi d}{\lambda}(1+\cos \theta)\right) - 1 \right) + \frac{1}{1-\cos \theta} \left(\cos\left(\frac{\pi d}{\lambda}(1-\cos \theta)\right) - 1 \right) \right) \end{aligned} \quad (29)$$

Using (24d)

$$\begin{aligned} & \int_{-\frac{d}{2}}^{\frac{d}{2}} \cos\left(\frac{2\pi z}{\lambda}\right) \sin\left(\frac{\omega z}{c} \cos \theta\right) \frac{z}{r} \cos \theta dz = \\ & \frac{\cos \theta}{2r} \left(\frac{\lambda^2}{2\pi^2} \frac{1}{(1+\cos \theta)^2} \sin\left(\frac{\pi d}{\lambda}(1+\cos \theta)\right) - \frac{\lambda d}{2\pi} \frac{1}{1+\cos \theta} \cos\left(\frac{\pi d}{\lambda}(1+\cos \theta)\right) - \right. \\ & \left. \frac{\lambda^2}{2\pi^2} \frac{1}{(1-\cos \theta)^2} \sin\left(\frac{\pi d}{\lambda}(1-\cos \theta)\right) + \frac{\lambda d}{2\pi} \frac{1}{1-\cos \theta} \cos\left(\frac{\pi d}{\lambda}(1-\cos \theta)\right) \right) \end{aligned} \quad (30)$$

By substituting (25) - (30) into (23), rather long expression is obtained

$$\begin{aligned} & \int_{-\frac{d}{2}}^{\frac{d}{2}} \cos\left(\frac{2\pi z}{\lambda}\right) \cos\left(\omega\left(t - \frac{z}{c}\right)\right) \frac{1}{z} dz = \\ & \frac{\lambda}{2\pi r} \cos\left(\omega\left(t - \frac{r}{c}\right)\right) \left(\frac{1}{1-\cos \theta} \sin\left(\frac{\pi d}{\lambda}(1-\cos \theta)\right) + \frac{1}{1+\cos \theta} \sin\left(\frac{\pi d}{\lambda}(1+\cos \theta)\right) + \right. \\ & \frac{\cos \theta}{r} \left(\frac{\lambda}{2\pi} \frac{1}{(1-\cos \theta)^2} \left(\cos\left(\frac{\pi d}{\lambda}(1-\cos \theta)\right) - 1 \right) + \frac{\lambda}{2\pi} \frac{1}{(1+\cos \theta)^2} \left(\cos\left(\frac{\pi d}{\lambda}(1+\cos \theta)\right) - 1 \right) + \right. \\ & \left. \frac{d}{2} \frac{1}{1-\cos \theta} \sin\left(\frac{\pi d}{\lambda}(1-\cos \theta)\right) + \frac{d}{2} \frac{1}{1+\cos \theta} \sin\left(\frac{\pi d}{\lambda}(1+\cos \theta)\right) \right) + \\ & \frac{\lambda}{2\pi r} \sin\left(\omega\left(t - \frac{r}{c}\right)\right) \left(\frac{1}{1-\cos \theta} \left(1 - \cos\left(\frac{\pi d}{\lambda}(1-\cos \theta)\right) \right) - \frac{1}{1+\cos \theta} \left(1 - \cos\left(\frac{\pi d}{\lambda}(1+\cos \theta)\right) \right) - \right. \\ & \frac{\cos \theta}{r} \left(\frac{\lambda}{2\pi} \frac{1}{(1+\cos \theta)^2} \sin\left(\frac{\pi d}{\lambda}(1+\cos \theta)\right) - \frac{\lambda}{2\pi} \frac{1}{(1-\cos \theta)^2} \sin\left(\frac{\pi d}{\lambda}(1-\cos \theta)\right) + \right. \\ & \left. \left. \frac{d}{2} \frac{1}{1-\cos \theta} \cos\left(\frac{\pi d}{\lambda}(1-\cos \theta)\right) - \frac{d}{2} \frac{1}{1+\cos \theta} \cos\left(\frac{\pi d}{\lambda}(1+\cos \theta)\right) \right) \right) \end{aligned} \quad (31)$$

We need to remember that the above expression represents the integral of only one term out of four in (22). In order to save space, the detailed evaluation of the other terms is given in the appendix (Sec. 6). Here we just present the results for other three integral terms. The integral of the second term in (22) is equal to

$$\int_{-\frac{d}{2}}^{\frac{d}{2}} \sin\left(\frac{2\pi z}{\lambda}\right) \cos\left(\omega\left(t - \frac{z}{c}\right)\right) \frac{1}{z} dz = 0 \quad (32)$$

The integral of the third term in (22) is

$$\begin{aligned}
& \int_{-\frac{d}{2}}^{\frac{d}{2}} \cos\left(\frac{2\pi z}{\lambda}\right) \sin\left(\omega\left(t - \frac{z}{c}\right)\right) \frac{1}{z} dz = \\
& \frac{\lambda}{2\pi r} \cos\left(\omega\left(t - \frac{r}{c}\right)\right) \left(-\frac{1}{1 - \cos\theta} (1 - \cos(\frac{\pi d}{\lambda}(1 - \cos\theta))) + \frac{1}{1 + \cos\theta} (1 - \cos(\frac{\pi d}{\lambda}(1 + \cos\theta))) + \right. \\
& \frac{\cos\theta}{r} \left(-\frac{\lambda}{2\pi} \frac{1}{(1 - \cos\theta)^2} \sin(\frac{\pi d}{\lambda}(1 - \cos\theta)) + \frac{\lambda}{2\pi} \frac{1}{(1 + \cos\theta)^2} \sin(\frac{\pi d}{\lambda}(1 + \cos\theta)) + \right. \\
& \left. \left. \frac{d}{2} \frac{1}{1 - \cos\theta} \cos(\frac{\pi d}{\lambda}(1 - \cos\theta)) - \frac{d}{2} \frac{1}{1 + \cos\theta} \cos(\frac{\pi d}{\lambda}(1 + \cos\theta)) \right) \right) + \\
& \frac{\lambda}{2\pi r} \sin\left(\omega\left(t - \frac{r}{c}\right)\right) \left(\frac{1}{1 - \cos\theta} \sin(\frac{\pi d}{\lambda}(1 - \cos\theta)) + \frac{1}{1 + \cos\theta} \sin(\frac{\pi d}{\lambda}(1 + \cos\theta)) + \right. \\
& \frac{\cos\theta}{r} \left(\frac{\lambda}{2\pi} \frac{1}{(1 + \cos\theta)^2} (\cos(\frac{\pi d}{\lambda}(1 + \cos\theta)) - 1) + \frac{\lambda}{2\pi} \frac{1}{(1 - \cos\theta)^2} (\cos(\frac{\pi d}{\lambda}(1 - \cos\theta)) - 1) + \right. \\
& \left. \left. \frac{d}{2} \frac{1}{1 - \cos\theta} \sin(\frac{\pi d}{\lambda}(1 - \cos\theta)) + \frac{d}{2} \frac{1}{1 + \cos\theta} \sin(\frac{\pi d}{\lambda}(1 + \cos\theta)) \right) \right)
\end{aligned} \tag{33}$$

The integral of the fourth term in (22) is

$$\int_{-\frac{d}{2}}^{\frac{d}{2}} \sin\left(\frac{2\pi z}{\lambda}\right) \sin\left(\omega\left(t - \frac{z}{c}\right)\right) \frac{1}{z} dz = 0 \tag{34}$$

Let us substitute results (31)-(34) into (22), then for (20) we get again long expression. The following simple identities will be useful for us

$$\frac{\pi d}{2\lambda} = \frac{\omega d}{4c} \tag{35a}$$

$$\frac{\lambda}{2\pi r} = \frac{c}{\omega r} \tag{35b}$$

If the terms of the expression for $\mathbf{A}(\mathbf{r}, t)$ are then grouped and simplified using trigonometric identities, relations (35a) and (35b) are applied, and later assumptions (5a) and (5c) are implemented, we obtain the result which retains the most significant terms

$$\begin{aligned}
\mathbf{A}(\mathbf{r}, t) & \approx -\frac{2q_0}{4\pi\epsilon_0 r c} \hat{\mathbf{z}} \\
& \left(\cos\left(\omega\left(t - \frac{r}{c}\right)\right) \left(\frac{1}{1 + \cos\theta} \sin\left(\frac{\omega d}{4c}(3 + \cos\theta)\right) \sin\left(\frac{\omega d}{4c}(1 + \cos\theta)\right) + \right. \right. \\
& \frac{1}{1 - \cos\theta} \sin\left(\frac{\omega d}{4c}(1 + \cos\theta)\right) \sin\left(\frac{\omega d}{4c}(1 - \cos\theta)\right) \Big) + \\
& \sin\left(\omega\left(t - \frac{r}{c}\right)\right) \left(\frac{1}{1 + \cos\theta} \cos\left(\frac{\omega d}{4c}(3 + \cos\theta)\right) \sin\left(\frac{\omega d}{4c}(1 + \cos\theta)\right) + \right. \\
& \left. \left. \frac{1}{1 - \cos\theta} \cos\left(\frac{\omega d}{4c}(1 + \cos\theta)\right) \sin\left(\frac{\omega d}{4c}(1 - \cos\theta)\right) \right) \right)
\end{aligned} \tag{36}$$

Equation for vector potential (36) is similar to equation for scalar potential (13). Now we are at the position to find the time derivative of the vector potential

$$\begin{aligned} \frac{\partial \mathbf{A}}{\partial t}(\mathbf{r}, t) = & -\frac{2q_0\omega}{4\pi\epsilon_0rc}(\cos\theta\hat{\mathbf{r}} - \sin\theta\hat{\boldsymbol{\theta}}) \\ & \left(\cos\left(\omega\left(t - \frac{r}{c}\right)\right)\left(\frac{1}{1+\cos\theta}\cos\left(\frac{\omega d}{4c}(3+\cos\theta)\right)\sin\left(\frac{\omega d}{4c}(1+\cos\theta)\right) + \right. \right. \\ & \frac{1}{1-\cos\theta}\cos\left(\frac{\omega d}{4c}(1+\cos\theta)\right)\sin\left(\frac{\omega d}{4c}(1-\cos\theta)\right)) - \\ & \sin\left(\omega\left(t - \frac{r}{c}\right)\right)\left(\frac{1}{1+\cos\theta}\sin\left(\frac{\omega d}{4c}(3+\cos\theta)\right)\sin\left(\frac{\omega d}{4c}(1+\cos\theta)\right) + \right. \\ & \left. \left. \frac{1}{1-\cos\theta}\sin\left(\frac{\omega d}{4c}(1+\cos\theta)\right)\sin\left(\frac{\omega d}{4c}(1-\cos\theta)\right)\right) \right) \end{aligned} \quad (37)$$

where we used identity $\hat{\mathbf{z}} = \cos\theta\hat{\mathbf{r}} - \sin\theta\hat{\boldsymbol{\theta}}$. Finally we can combine (37) and (17) to find the electric field \mathbf{E}

$$\begin{aligned} \mathbf{E}(\mathbf{r}, t) = & -\nabla V - \frac{\partial \mathbf{A}}{\partial t} = -\frac{2q_0\omega}{4\pi\epsilon_0rc} \left[\left(\cos\left(\omega\left(t - \frac{r}{c}\right)\right)\left(\sin\left(\frac{\omega d}{2c}\cos\theta\right) - \right. \right. \right. \\ & \frac{\cos\theta}{1+\cos\theta}\cos\left(\frac{\omega d}{4c}(3+\cos\theta)\right)\sin\left(\frac{\omega d}{4c}(1+\cos\theta)\right) - \\ & \frac{\cos\theta}{1-\cos\theta}\cos\left(\frac{\omega d}{4c}(1+\cos\theta)\right)\sin\left(\frac{\omega d}{4c}(1-\cos\theta)\right)) + \\ & \sin\left(\omega\left(t - \frac{r}{c}\right)\right)\left(\frac{\cos\theta}{1+\cos\theta}\sin\left(\frac{\omega d}{4c}(3+\cos\theta)\right)\sin\left(\frac{\omega d}{4c}(1+\cos\theta)\right) + \right. \\ & \left. \left. \frac{\cos\theta}{1-\cos\theta}\sin\left(\frac{\omega d}{4c}(1+\cos\theta)\right)\sin\left(\frac{\omega d}{4c}(1-\cos\theta)\right)\right) \right) \hat{\mathbf{r}} + \\ & \left(\cos\left(\omega\left(t - \frac{r}{c}\right)\right)\left(\frac{\sin\theta}{1+\cos\theta}\cos\left(\frac{\omega d}{4c}(3+\cos\theta)\right)\sin\left(\frac{\omega d}{4c}(1+\cos\theta)\right) + \right. \right. \\ & \frac{\sin\theta}{1-\cos\theta}\cos\left(\frac{\omega d}{4c}(1+\cos\theta)\right)\sin\left(\frac{\omega d}{4c}(1-\cos\theta)\right)) + \\ & \sin\left(\omega\left(t - \frac{r}{c}\right)\right)\left(-\frac{\sin\theta}{1+\cos\theta}\sin\left(\frac{\omega d}{4c}(3+\cos\theta)\right)\sin\left(\frac{\omega d}{4c}(1+\cos\theta)\right) - \right. \\ & \left. \left. \frac{\sin\theta}{1-\cos\theta}\sin\left(\frac{\omega d}{4c}(1+\cos\theta)\right)\sin\left(\frac{\omega d}{4c}(1-\cos\theta)\right)\right) \right) \hat{\boldsymbol{\theta}} \right] \end{aligned} \quad (38)$$

Next we need to find the magnetic field \mathbf{B} . However before finding the magnetic field, let us derive equation for the curl of $\mathbf{A} = A_r\hat{\mathbf{r}} + A_\theta\hat{\boldsymbol{\theta}}$ given in (36)

$$\nabla \times \mathbf{A} = \frac{1}{r} \left(\frac{\partial}{\partial r}(rA_\theta) - \frac{\partial A_r}{\partial \theta} \right) \hat{\boldsymbol{\phi}} = \left(\frac{A_\theta}{r} + \frac{\partial A_\theta}{\partial r} - \frac{1}{r} \frac{\partial A_r}{\partial \theta} \right) \hat{\boldsymbol{\phi}}; \quad (39)$$

here again, as was the case with the scalar potential, curl of the vector potential has only one component along $\hat{\boldsymbol{\phi}}$, because the vector potential does not depend on ϕ or $\hat{\boldsymbol{\phi}}$. If we use $\hat{\mathbf{z}} = \cos\theta\hat{\mathbf{r}} - \sin\theta\hat{\boldsymbol{\theta}}$ in (36), then substitute it to (39) and apply

the assumptions (5a) and (5c), we get after somewhat lengthy derivation

$$\begin{aligned} \mathbf{B} = \nabla \times \mathbf{A} \approx & -\frac{2q_0\omega}{4\pi\epsilon_0rc^2} \left(\cos(\omega(t - \frac{r}{c})) \left(\frac{\sin\theta}{1+\cos\theta} \cos(\frac{\omega d}{4c}(3+\cos\theta)) \sin(\frac{\omega d}{4c}(1+\cos\theta)) + \right. \right. \\ & \frac{\sin\theta}{1-\cos\theta} \cos(\frac{\omega d}{4c}(1+\cos\theta)) \sin(\frac{\omega d}{4c}(1-\cos\theta)) \Big) + \\ & \sin(\omega(t - \frac{r}{c})) \left(-\frac{\sin\theta}{1+\cos\theta} \sin(\frac{\omega d}{4c}(3+\cos\theta)) \sin(\frac{\omega d}{4c}(1+\cos\theta)) - \right. \\ & \left. \left. \frac{\sin\theta}{1-\cos\theta} \sin(\frac{\omega d}{4c}(1+\cos\theta)) \sin(\frac{\omega d}{4c}(1-\cos\theta)) \right) \right) \hat{\phi} \end{aligned} \quad (40)$$

At last we found electric and magnetic fields radiated by the electric dipole under the assumptions (5a)-(5c).

3 Results

In effect the electric field of the dipole (38) can be written as $\mathbf{E} = E_r \hat{\mathbf{r}} + E_\theta \hat{\boldsymbol{\theta}}$ and it consists of radial E_r and transverse E_θ components. If simple trigonometric identities are used, then we can write the radial and transverse components of the electric field in a form more suitable for later analysis

$$\begin{aligned} E_r = & -\frac{q_0}{4\pi\epsilon_0} \frac{\omega}{rc} \left(\cos(\omega(t - \frac{r}{c})) \left(2 \sin(\frac{\omega d}{2c} \cos\theta) + \right. \right. \\ & \frac{\cos\theta}{1+\cos\theta} (\sin(\frac{\omega d}{2c}) - \sin(\frac{\omega d}{2c}(2+\cos\theta))) + \\ & \frac{\cos\theta}{1-\cos\theta} (\sin(\frac{\omega d}{2c} \cos\theta) - \sin(\frac{\omega d}{2c})) \Big) + \\ & \sin(\omega(t - \frac{r}{c})) \left(\frac{\cos\theta}{1+\cos\theta} (\cos(\frac{\omega d}{2c}) - \cos(\frac{\omega d}{2c}(2+\cos\theta))) + \right. \\ & \left. \left. \frac{\cos\theta}{1-\cos\theta} (\cos(\frac{\omega d}{2c} \cos\theta) - \cos(\frac{\omega d}{2c})) \right) \right) \end{aligned} \quad (41a)$$

$$\begin{aligned} E_\theta = & -\frac{q_0}{4\pi\epsilon_0} \frac{\omega}{rc} \left(\cos(\omega(t - \frac{r}{c})) \left(\frac{\sin\theta}{1+\cos\theta} (\sin(\frac{\omega d}{2c}(2+\cos\theta)) - \sin(\frac{\omega d}{2c})) + \right. \right. \\ & \frac{\sin\theta}{1-\cos\theta} (\sin(\frac{\omega d}{2c}) - \sin(\frac{\omega d}{2c} \cos\theta)) \Big) + \\ & \sin(\omega(t - \frac{r}{c})) \left(\frac{\sin\theta}{1+\cos\theta} (\cos(\frac{\omega d}{2c}(2+\cos\theta)) - \cos(\frac{\omega d}{2c})) + \right. \\ & \left. \left. \frac{\sin\theta}{1-\cos\theta} (\cos(\frac{\omega d}{2c}) - \cos(\frac{\omega d}{2c} \cos\theta)) \right) \right) \end{aligned} \quad (41b)$$

The magnetic field (40) can be written as $\mathbf{B} = B_\phi \hat{\phi}$, where again after applying some trigonometric identities

$$\begin{aligned}
 B_\phi = & -\frac{q_0}{4\pi\epsilon_0} \frac{\omega}{rc^2} \left(\cos\left(\omega\left(t - \frac{r}{c}\right)\right) \left(\frac{\sin\theta}{1 + \cos\theta} \left(\sin\left(\frac{\omega d}{2c}(2 + \cos\theta)\right) - \sin\left(\frac{\omega d}{2c}\right) \right) + \right. \right. \\
 & \frac{\sin\theta}{1 - \cos\theta} \left(\sin\left(\frac{\omega d}{2c}\right) - \sin\left(\frac{\omega d}{2c} \cos\theta\right) \right) + \\
 & \sin\left(\omega\left(t - \frac{r}{c}\right)\right) \left(\frac{\sin\theta}{1 + \cos\theta} \left(\cos\left(\frac{\omega d}{2c}(2 + \cos\theta)\right) - \cos\left(\frac{\omega d}{2c}\right) \right) + \right. \\
 & \left. \left. \frac{\sin\theta}{1 - \cos\theta} \left(\cos\left(\frac{\omega d}{2c}\right) - \cos\left(\frac{\omega d}{2c} \cos\theta\right) \right) \right) \right)
 \end{aligned} \tag{42}$$

Let us try to qualitatively understand the obtained results. The first observation is that electric (41) and magnetic (42) fields are inversely proportional to the distance r in the first power. Therefore we conclude that these are indeed far fields (long-range) radiated by the electric dipole. The second observation is that if we compare (41b) and (42), then $B_\phi = \frac{E_\theta}{c}$, B_ϕ and E_θ are in phase, they are mutually perpendicular and they are perpendicular to travel direction $\hat{\mathbf{r}}$. Thus we conclude that B_ϕ and E_θ together comprise *transverse electromagnetic* component of the radiation. On the other hand, E_r is directed radially outward along the travel direction $\hat{\mathbf{r}}$ and there is no magnetic field associated with this electric field. Therefore we conclude that E_r is pure *radial* or *longitudinal electric* component of the radiation. Also we notice that total electric field lies in $r - \theta$ plane, while total magnetic field is perpendicular to that plane (along $\hat{\phi}$). Thus total electric field is still orthogonal to the total magnetic field. The third observation is that, apart from terms contained within large brackets, E_r and E_θ are equal in magnitude. Thus it suggests that longitudinal electric field is on par in terms of intensity with its traditional transverse counterpart, i.e. it is not some second order “faint” effect. In other words, longitudinal electric field is as real as the transverse electric field. We can call E_r pure “electric wave”, in contrast to electromagnetic wave, because it is electric field radiated and traveling outward by the dipole (without accompanying magnetic component).

Another important item that we should point out is that during the derivation of these results up to this point we actually never used explicitly the assumption (5b). We used it implicitly by carrying over (not reducing) all terms which contain $\frac{c}{\omega d}$, for example, you see terms with it in (41) and (42). Therefore we can say that the above derivation was done using only two assumptions (5a) and (5c). However we know that during the derivation of radiation in the standard classical case, the inverse assumption (6) (or $\frac{\omega d}{c} \ll 1$) is used in addition to (5a) and (5c). Thus, judging only by the number of assumptions used during the derivation, we can conclude that the derivation presented here is more general than the traditional one. However that also gives us opportunity to check our solution, because with the assumption (6) our solution should be reduced to the traditional classical electric dipole radiation results. Let us verify that, using the following approximations obtained by employing (6)

$$\sin\left(\frac{\omega d}{c}\right) \approx \frac{\omega d}{c} \tag{43a}$$

$$\cos\left(\frac{\omega d}{c}\right) \approx 1 \quad (43b)$$

By applying (43) to (41) and (42), the following is obtained

$$\begin{aligned} E_r \approx & -\frac{q_0}{4\pi\epsilon_0} \frac{\omega}{rc} \left(\cos\left(\omega\left(t - \frac{r}{c}\right)\right) \left(2\left(\frac{\omega d}{2c} \cos\theta\right) + \right. \right. \\ & \left. \left. \frac{\cos\theta}{1 + \cos\theta} \left(\frac{\omega d}{2c} - \frac{\omega d}{2c} (2 + \cos\theta)\right) + \frac{\cos\theta}{1 - \cos\theta} \left(\frac{\omega d}{2c} \cos\theta - \frac{\omega d}{2c}\right) \right) + \right. \\ & \left. \sin\left(\omega\left(t - \frac{r}{c}\right)\right) \left(\frac{\cos\theta}{1 + \cos\theta} (1 - 1) + \frac{\cos\theta}{1 - \cos\theta} (1 - 1) \right) \right) = 0 \end{aligned} \quad (44a)$$

$$\begin{aligned} E_\theta \approx & -\frac{q_0}{4\pi\epsilon_0} \frac{\omega}{rc} \left(\cos\left(\omega\left(t - \frac{r}{c}\right)\right) \left(\frac{\sin\theta}{1 + \cos\theta} \left(\frac{\omega d}{2c} (2 + \cos\theta) - \frac{\omega d}{2c}\right) + \frac{\sin\theta}{1 - \cos\theta} \left(\frac{\omega d}{2c} - \frac{\omega d}{2c} \cos\theta\right) \right) + \right. \\ & \left. \sin\left(\omega\left(t - \frac{r}{c}\right)\right) \left(\frac{\sin\theta}{1 + \cos\theta} (1 - 1) + \frac{\sin\theta}{1 - \cos\theta} (1 - 1) \right) \right) = \\ & -\frac{q_0}{4\pi\epsilon_0} \frac{\omega^2 d}{rc^2} \cos\left(\omega\left(t - \frac{r}{c}\right)\right) \sin\theta \end{aligned} \quad (44b)$$

$$\begin{aligned} B_\phi \approx & -\frac{q_0}{4\pi\epsilon_0} \frac{\omega}{rc^2} \left(\cos\left(\omega\left(t - \frac{r}{c}\right)\right) \left(\frac{\sin\theta}{1 + \cos\theta} \left(\frac{\omega d}{2c} (2 + \cos\theta) - \frac{\omega d}{2c}\right) + \frac{\sin\theta}{1 - \cos\theta} \left(\frac{\omega d}{2c} - \frac{\omega d}{2c} \cos\theta\right) \right) + \right. \\ & \left. \sin\left(\omega\left(t - \frac{r}{c}\right)\right) \left(\frac{\sin\theta}{1 + \cos\theta} (1 - 1) + \frac{\sin\theta}{1 - \cos\theta} (1 - 1) \right) \right) = \\ & -\frac{q_0}{4\pi\epsilon_0} \frac{\omega^2 d}{rc^3} \cos\left(\omega\left(t - \frac{r}{c}\right)\right) \sin\theta \end{aligned} \quad (44c)$$

Thus we can clearly see that our solution reduces to the standard classical solution under the assumption (43), which proves that the new solution presented here is generalized case of the classical solution.

Let us try to visualize the radiation pattern for the new case. We assume the following parameters: $q_0 = 10^{-9}$ Q, $d = 1$ m, $\lambda = 10^{-4}$ m, $r = r_0 = 10^4$ m, $t = 1$ s, $\omega = \frac{2\pi c}{\lambda} = 6 \cdot 10^{12}$ rad/s. Note that assumed values for r , d and λ satisfy our assumptions (5a)-(5c). With the given values we want to plot longitudinal (41a) and transverse (41b) electric field values as a function of θ and r in the following range $0 \leq \theta \leq \pi$ and $r_0 \leq r \leq r_0 + \lambda$. Interestingly when these functions were plotted we found that electric fields are zero for all values of θ except at the angles close to 0 and π . In the small regions around $\theta = 0$ and $\theta = \pi$ electric fields have finite values. Therefore in Fig. 2 and in 3 for clarity longitudinal and transverse electric fields are shown for a small region $0 \leq \theta \leq \frac{\pi}{50}$. We can also say that these figures depict “time shots” of electric fields as they are traveling in space at $t = 1$ s. A range of the dimensionless parameter $0 \leq \frac{r}{\lambda} \leq 1$ corresponds to $r_0 \leq r \leq r_0 + \lambda$. In order to save space with numbering of the z axis in the plots, electric fields had to be scaled as $E_r^* = E_r \cdot 10^{-6}$ for longitudinal electric field and $E_\theta^* = E_\theta \cdot 10^{-4}$ for transverse electric field. To investigate the effect of the distance d on the electric fields, each subplot in Fig. 2 and in 3 depicts electric fields for different values of $\frac{\omega d}{2c} = \pi \frac{d}{\lambda}$. Here d is varied as $d = (10000 + i0.2)\lambda$ for $i = 0, 1, \dots, 9$. For $r < r_0$ and

$r > r_0$ electric fields are just cyclic repetitions of these plots (this is valid only if variation of r is small enough to neglect amplitude variation of the electric fields due to the inverse r term). For a region around $\theta = \pi$ electric fields look identical to their corresponding images around $\theta = 0$, but for some reason shifted in phase. By comparing Fig. 2 and 3 we notice the following (let us remind that this is valid for the chosen values of the parameters):

- The magnitude of the longitudinal electric far field is larger by an order of 2 than the magnitude of the transverse electric far field.
- Maximum and minimum values of the longitudinal electric wave lie exactly on $\theta = 0$ and $\theta = \pi$, while max and min values of the transverse electric field lie not exactly but slightly off these angle values. Transverse electric field is actually close to zero at $\theta = 0$ and $\theta = \pi$ values.
- Radiation of the longitudinal and transverse waves happens in very narrow cone beam with planar angle around $\Delta\theta \approx \frac{\pi}{50}$.
- A small variation of d around its given value affects only the phase of the electric field radiation.
- Shape of the longitudinal electric field wavelet is different than the shape of the transverse field wavelet.
- Spatially, min values of the longitudinal field roughly correspond to max values of the transverse field.

The next step for us is to find the total radiated power. Longitudinal and transverse electric waves carry energy away from the dipole. Let us first evaluate the average net power radiated by the longitudinal electric field. Due to the fact that Poynting vector accounts only for energy transfer by transverse electric and magnetic fields, we have to use longitudinal electric field energy density in order to calculate its energy transfer. Energy density of the longitudinal electric field is given as

$$\eta_r = \frac{1}{2} \epsilon_0 E_r^2 \quad (45)$$

If we assume that longitudinal electric field also travels outward with the speed c , then magnitude W_r of energy transferred away by the longitudinal waves per unit time t per unit area S is given as

$$\frac{d\mathbf{W}_r}{dt dS} = \eta_r c \hat{\mathbf{r}} = \frac{1}{2} \epsilon_0 E_r^2 c \hat{\mathbf{r}} \quad (46)$$

here $\hat{\mathbf{r}}$ just shows direction of energy flow. Average energy per period passing over unit area by the longitudinal waves, which is equal to average power per area, can be found as:

$$\frac{d\bar{\mathbf{W}}_r}{dS} = \frac{1}{2} \epsilon_0 c \hat{\mathbf{r}} \frac{1}{T} \int_0^T E_r^2(t) dt \quad (47)$$

In order to evaluate the above integral we can rewrite (41a)

$$E_r(t) = -\frac{q_0}{4\pi\epsilon_0} \frac{\omega}{rc} \left(\cos(\omega(t - \frac{r}{c}))\mathcal{A} + \sin(\omega(t - \frac{r}{c}))\mathcal{B} \right) \quad (48)$$

where $\mathcal{A} = 2 \sin(\frac{\omega d}{2c} \cos \theta) + \frac{\cos \theta}{1 + \cos \theta} (\sin(\frac{\omega d}{2c}) - \sin(\frac{\omega d}{2c} (2 + \cos \theta))) + \frac{\cos \theta}{1 - \cos \theta} (\sin(\frac{\omega d}{2c} \cos \theta) - \sin(\frac{\omega d}{2c}))$ and $\mathcal{B} = \frac{\cos \theta}{1 + \cos \theta} (\cos(\frac{\omega d}{2c}) - \cos(\frac{\omega d}{2c} (2 + \cos \theta))) + \frac{\cos \theta}{1 - \cos \theta} (\cos(\frac{\omega d}{2c} \cos \theta) -$

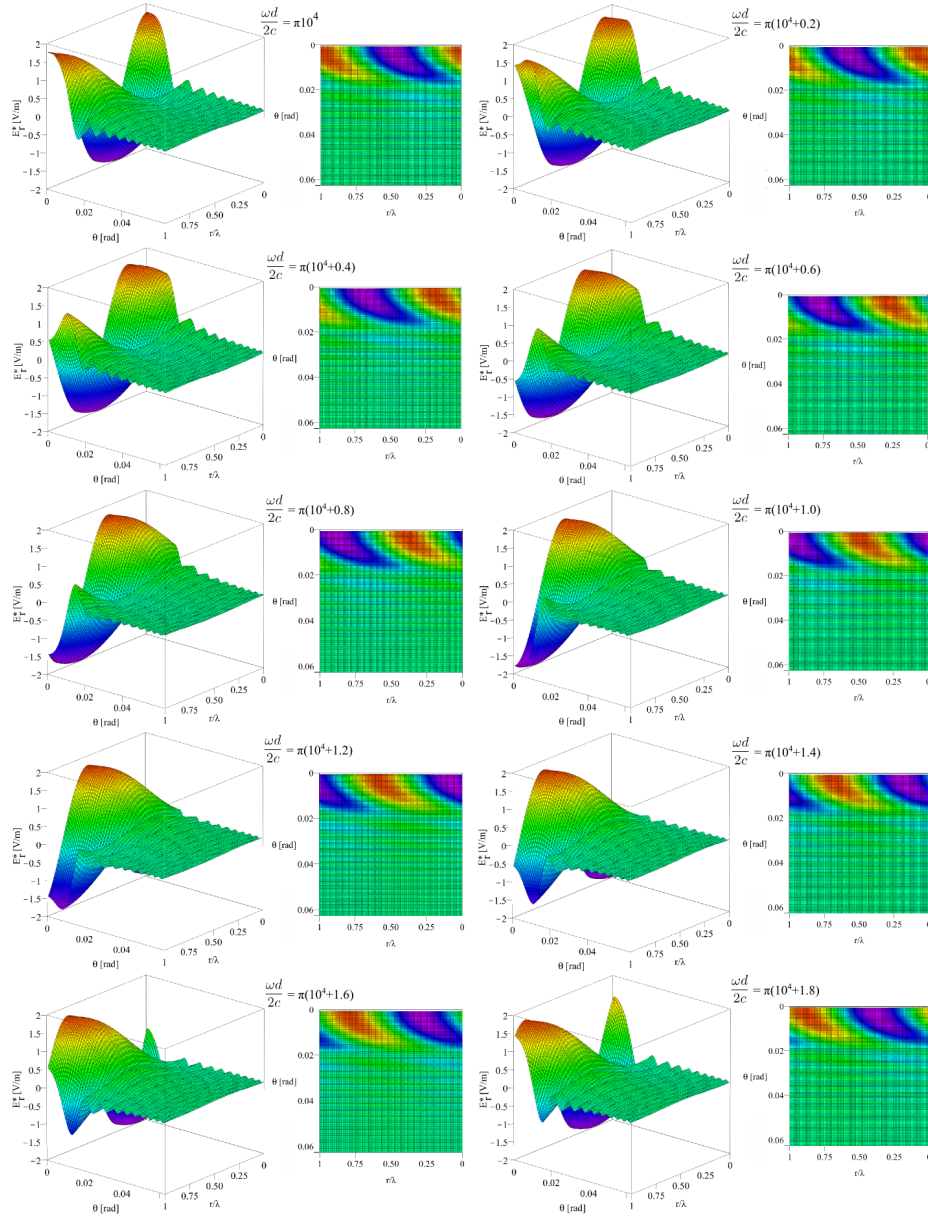


Fig. 2 Longitudinal electric field as a function of r and θ for different $\frac{\omega d}{2c}$. For clarity the scaled electric field $E_r^* = E_r \cdot 10^{-6}$ (reduced by million) is plotted.

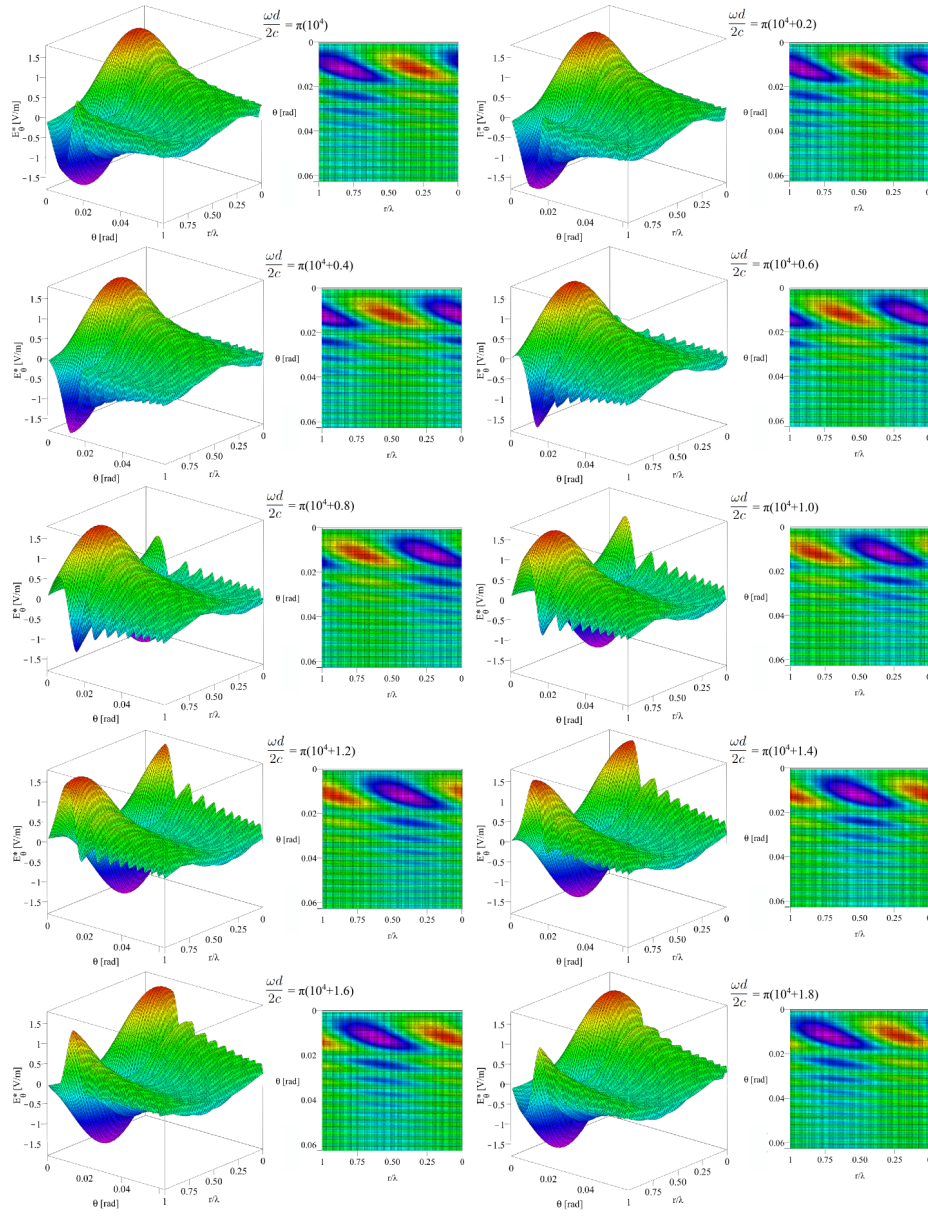


Fig. 3 Transverse electric field as a function of r and θ for different $\frac{\omega d}{2c}$. For clarity the scaled electric field $E_\theta^* = E_\theta \cdot 10^{-4}$ (reduced by ten thousand) is plotted.

$\cos(\frac{\omega d}{2c})$). \mathcal{A} and \mathcal{B} do not depend on time. If (48) into (47) are substituted, and the following identities

$$\frac{1}{T} \int_0^T \cos^2(\omega(t - \frac{r}{c})) dt = \frac{1}{2} \quad (49a)$$

$$\frac{1}{T} \int_0^T \sin^2(\omega(t - \frac{r}{c})) dt = \frac{1}{2} \quad (49b)$$

$$\frac{1}{T} \int_0^T \cos(\omega(t - \frac{r}{c})) \sin(\omega(t - \frac{r}{c})) dt = 0 \quad (49c)$$

are used, then we obtain

$$\frac{d\bar{\mathbf{W}}_r}{dS} = \frac{1}{4} \epsilon_0 c \left(\frac{q_0}{4\pi\epsilon_0} \frac{\omega}{rc} \right)^2 (\mathcal{A}^2 + \mathcal{B}^2) \hat{\mathbf{r}} \quad (50)$$

Infinitesimal surface area in spherical coordinate system at constant radius r is given as $d\mathbf{S} = r^2 \sin\theta d\theta d\phi \hat{\mathbf{r}}$. The net average power radiated by the longitudinal electric waves of the dipole is

$$\begin{aligned} \bar{W}_r &= \int \frac{d\bar{\mathbf{W}}_r}{dS} \cdot d\mathbf{S} = \frac{1}{4} \epsilon_0 c \left(\frac{q_0}{4\pi\epsilon_0} \frac{\omega}{rc} \right)^2 \int_0^{2\pi} \int_0^\pi (\mathcal{A}^2 + \mathcal{B}^2) r^2 \sin\theta d\theta d\phi = \\ &= \frac{q_0^2 \omega^2}{32\pi\epsilon_0 c} \int_0^\pi (\mathcal{A}^2 + \mathcal{B}^2) \sin\theta d\theta \end{aligned} \quad (51)$$

As we can see the average radiated longitudinal power of the dipole does not depend on r , which is expected.

With the same analysis we can obtain the expression for average net power, radiated by the transverse electric and magnetic waves of the dipole. For that the Poynting vector is given as

$$\mathbf{P} = \frac{1}{\mu_0} E_\theta \hat{\boldsymbol{\theta}} \times B_\phi \hat{\boldsymbol{\phi}} = \epsilon_0 E_\theta^2 c \hat{\mathbf{r}} \quad (52)$$

The average energy per period per area radiated away can be found

$$\bar{\mathbf{P}} = \epsilon_0 c \hat{\mathbf{r}} \frac{1}{T} \int_0^T E_\theta^2(t) dt \quad (53)$$

As before, in order to evaluate (53), (41b) can be rewritten as

$$E_\theta = -\frac{q_0}{4\pi\epsilon_0} \frac{\omega}{rc} \left(\cos(\omega(t - \frac{r}{c})) \mathcal{C} + \sin(\omega(t - \frac{r}{c})) \mathcal{D} \right) \quad (54)$$

where $\mathcal{C} = \frac{\sin\theta}{1+\cos\theta} (\sin(\frac{\omega d}{2c}(2+\cos\theta)) - \sin(\frac{\omega d}{2c})) + \frac{\sin\theta}{1-\cos\theta} (\sin(\frac{\omega d}{2c}) - \sin(\frac{\omega d}{2c} \cos\theta))$ and $\mathcal{D} = \frac{\sin\theta}{1+\cos\theta} (\cos(\frac{\omega d}{2c}(2+\cos\theta)) - \cos(\frac{\omega d}{2c})) + \frac{\sin\theta}{1-\cos\theta} (\cos(\frac{\omega d}{2c}) - \cos(\frac{\omega d}{2c} \cos\theta))$. Again \mathcal{C} and \mathcal{D} do not depend on time. Therefore for (53) we obtain

$$\bar{\mathbf{P}} = \frac{1}{2} \epsilon_0 c \left(\frac{q_0}{4\pi\epsilon_0} \frac{\omega}{rc} \right)^2 (\mathcal{C}^2 + \mathcal{D}^2) \hat{\mathbf{r}} \quad (55)$$

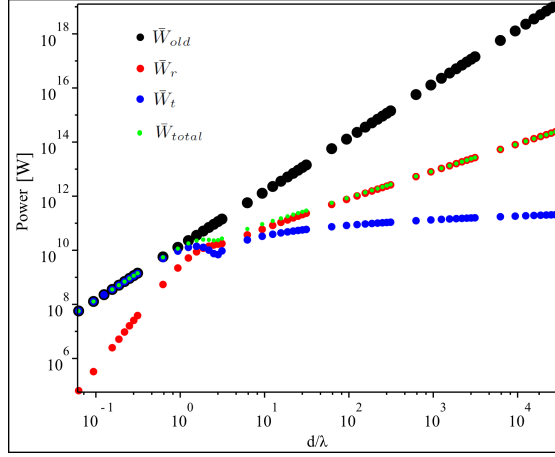


Fig. 4 Average longitudinal power (51), average transverse power (56), average total power (57) and total power according to classical solution (58) radiated by the dipole as a function of $\frac{d}{\lambda}$.

In order to find the average net power radiated by the transverse electric and magnetic waves, the above expression needs to be integrated with respect to area

$$\begin{aligned} \bar{W}_t &= \int \bar{\mathbf{P}} \cdot d\mathbf{S} = \frac{1}{2} \epsilon_0 c \left(\frac{q_0}{4\pi\epsilon_0} \frac{\omega}{rc} \right)^2 \int_0^{2\pi} \int_0^\pi (C^2 + D^2) r^2 \sin\theta d\theta d\phi = \\ &= \frac{q_0^2 \omega^2}{16\pi\epsilon_0 c} \int_0^\pi (C^2 + D^2) \sin\theta d\theta \end{aligned} \quad (56)$$

The average total power (energy per period) radiated by the electric dipole is equal to the sum of net longitudinal (51) and transverse (56) powers

$$\bar{W}_{total} = \bar{W}_r + \bar{W}_t \quad (57)$$

We could not find the analytical solution for the integrals in (51) and (56). Therefore we are providing numerical results. Just for the sake of comparison, we present the classical result for total power (transverse only) radiated by the dipole with the assumption (6)

$$\bar{W}_{old} = \frac{q_0^2 d^2 \omega^4}{12\pi\epsilon_0 c^3} \quad (58)$$

In order to see the effect of the ratio $\frac{d}{\lambda}$ on power, we fixed $\lambda = 10^{-4}$ and varied d as before. For the dipole with charge separation d , we can define "fundamental wavelength" and "fundamental frequency" as $\lambda_0 = d$ and $\omega_0 = \frac{2\pi c}{\lambda_0}$. The longitudinal power (51), transverse power (56), total power (57) and total power according to classical solution (58) radiated by the dipole as a function of $\frac{d}{\lambda}$ is shown in Fig. 4. As we can see, total power according to the classical solution, which is the transverse power, has constant slope in log scale plot. For $\frac{d}{\lambda} \ll 1$, which in another words means for $\omega \ll \omega_0$, total power (57) consists of solely transverse power (56), which also coincides with classical solution, while longitudinal power

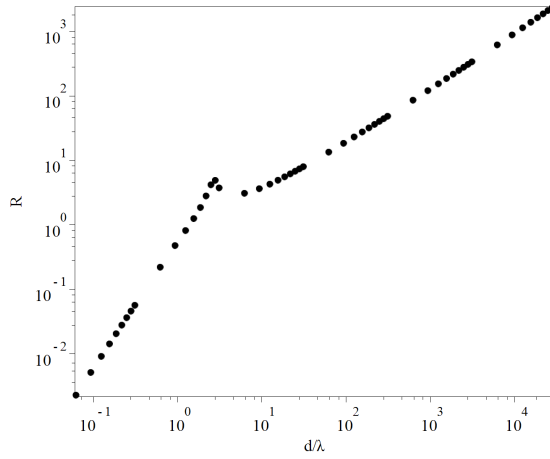


Fig. 5 Ratio of longitudinal power and transverse power radiated by the dipole as a function of $\frac{d}{\lambda}$.

(51) is several orders of magnitude less and thus is negligible. In this region due to assumption (6) classical solution is valid, and so $\bar{W}_{total} \sim \omega^4$. For $\frac{d}{\lambda} \gg 1$, or in other words for $\omega \gg \omega_0$, total power consists of mostly longitudinal power, which is several orders of magnitude larger than transverse power. This means that in this region transverse power is negligible. Total power from classical solution is several orders of magnitude larger than total power (57). In this region due to assumption (6) classical solution is not valid, and the total power $\bar{W}_{total} \sim \omega^2$. For a region around $\frac{d}{\lambda} \sim 1$, or for $\omega \sim \omega_0$, longitudinal power is on par with transverse power. It is interesting to note that transverse power (56) has some dip around $\omega \sim \omega_0$, which we speculate would be interesting to observe experimentally. Ratio of longitudinal to transverse power

$$R = \frac{\bar{W}_r}{\bar{W}_t} \quad (59)$$

is shown in Fig. 5. This figure confirms our previous observations, for $\frac{d}{\lambda} \ll 1$ longitudinal power is negligible, while for $\frac{d}{\lambda} \gg 1$ transverse power is negligible.

In order to see the radiation pattern plot of the longitudinal electric waves of the dipole system, the expression (50) should be drawn as a function of θ . While plotting the expression (55) would provide radiation pattern for transverse electric or magnetic fields of the dipole.

4 Discussion

We can summarize the results as the following. For $0 \leq \omega \ll \omega_0$, where ω_0 is fundamental frequency of an electric dipole as defined above, the transverse power is dominant and coincides with classical solution. Classical solution is valid in this region and total radiated power is proportional to the fourth degree of the frequency. For $\omega \gg \omega_0$ the longitudinal power is dominant and in this regions the classical solution greatly overestimates the total radiated power. In this region

classical solution is invalid and total radiated power is proportional to the second degree of the frequency. Thus classical solution predicts correctly only the transverse radiated power and only in $0 \leq \omega \ll \omega_0$ region. In the region $\omega \sim \omega_0$ both longitudinal and transverse powers are equal.

In some books derivation of radiation of the classical electric dipole is done for the case when point charges have constant charge and are oscillating [2]. While in other derivations point charges are taken as fixed in space, but their charge magnitudes are oscillating [3]. For the classical dipole case ($d \ll \lambda$) these two approaches lead to the same results. In this work we extended the latter case, while similar extension of the former case is impossible. This comes from the fact that point charges, while oscillating with period T , can not move faster than c

$$\frac{v}{c} \approx \frac{d}{Tc} = \frac{d}{\lambda} \quad (60)$$

Therefore extension of the case, where point charges of the dipole have constant charge but are moving (oscillating), is impossible for $\frac{d}{\lambda} \gg 1$. Even though in the region $\frac{d}{\lambda} \ll 1$ the above two approaches are equivalent, we speculate that in the region $\frac{d}{\lambda} \sim 1$ these two approaches lead to different outcomes. We note also that for derivation of radiation from general charge-current distribution mostly the following assumption is made $\frac{1}{z} \approx \frac{1}{r}$ instead of the assumption that we used in (8b) and (21b), which might partially explain the new results obtained in this paper [1,9].

We note that even though the results for electric and magnetic fields given in (41) and (42) are generalized cases of the classical solution, the results for longitudinal electric field are strictly valid only for the case $\frac{d}{\lambda} = N \in \mathbb{N}$, where N is non-negative integer ($N = 0, 1, 2, \dots, \infty$). This is due to the specific form of scalar potential taken in (11). The results for transverse electric and magnetic fields are valid for general case $\frac{d}{\lambda} = R \in \mathbb{R}$, where R is positive real number.

After obtaining these results, let us now be bold by turning on our imagination and let us discuss some issues or questions which the new findings open up.

We know that transverse electromagnetic waves are transmitted by photons. Are there longitudinal photons, which transmit the longitudinal pure electric waves? We speculate that if these longitudinal photons exist, then they might have properties completely different than transverse photons.

For the parameters that were used to obtain the results, it was observed that the transverse and longitudinal electric waves exist only in small angular region around $\theta = 0$ and $\theta = \pi$. This means that for these parameters the radiation pattern is very narrowly focused beam, like a laser beam. We speculate that the larger is the ratio $\frac{d}{\lambda}$ the more focused the beam is. Focusing of the beam is achieved just by increasing the separation distance d , without using any reflecting mirrors. The larger is the ratio $\frac{d}{\lambda}$, the more power is radiated by longitudinal waves. Therefore it will be interesting to investigate the possible usage of the longitudinal electric waves for communication and possibly for power transmission.

We speculate that longitudinal electric waves can shed a light and explain the so called EM drive phenomena [13]. Also phenomena of displacement current, which is used to describe the magnetic field arising around capacitance when alternating current is passing through it, might be explained by this longitudinal electric waves. In fact, we note that classical solution suggests that point electric charges, harmonically oscillating along the straight line, emit mostly transverse

waves perpendicular to the line. While the new results indicate that when $\frac{d}{\lambda} \gg 1$, point electric charges, with harmonically oscillating charge magnitude, emit longitudinal and transverse waves mostly along the line joining the two charges. Thus if we think of two capacitance plates as consisting of many infinitesimal point charges, then we believe that capacitance is the best emitter of longitudinal waves in the direction perpendicular to the plates.

In most of the media longitudinal acoustic waves travel faster than transverse acoustic waves. If we apply this analogy to electromagnetism, then what is the speed of propagation of longitudinal electric waves? Is it faster than c ? Is it possible that c is constant and limit to transverse electromagnetic waves, but it is not a limit to longitudinal electric waves?

Final note is that existence of longitudinal electric waves contradicts one of the Maxwell equations (Gauss's law) $\nabla \cdot \mathbf{E} = 0$, which in the given form is thought to be valid in vacuum for volumes of space outside of electric charges. However in our next work, which is almost complete, we will prove that Gauss law is only valid for a point charge with constant magnitude $q(t) = \text{const}$, no matter how it moves. Results show that for a system in which total charge is not a constant, but instead is a function of time $q(t)$, the Gauss's law is invalid, under the assumption that electrodynamic potentials are more fundamental than fields. This leads in general case to $\nabla \cdot \mathbf{E} \neq 0$ even in vacuum for volumes of space outside of electric charges. Therefore longitudinal electric waves are possible in vacuum or free space.

We hope that soon our theoretical results will be checked experimentally and either verified or rejected. However we speculate that Nikola Tesla might have worked already experimentally with these longitudinal electric waves. Also longitudinal electric waves emitted by spherical antenna were observed in [8].

5 Conclusion

In this work existence of longitudinal electric waves, radiated by electric dipole when charge separation distance is much larger than wavelength, has been proven theoretically. By using the assumptions $\lambda \ll d \ll r$, the new results for radiation of an electric dipole were obtained, which are not studies in classical electrodynamics. These results generalize and extend the classical solution, and they indicate that under the above assumptions the classical electric dipole emits both long-range longitudinal electric and transverse electromagnetic waves. For a specific values of the dipole system parameters the longitudinal and transverse electric fields are displayed. Total power emitted by electric and electromagnetic waves are calculated and compared. It was shown that under the assumption $d \ll \lambda$: a) classical solution correctly describes the transverse electromagnetic waves; b) transverse electromagnetic waves are dominant and longitudinal electric waves are negligible; c) total radiated power is proportional to the fourth degree of frequency; d) from classical solution it is known that most of the power is emitted perpendicular to electric dipole axis; e) our solution reduces to classical solution. In case $\lambda \ll d$: a) the classical solution is not valid and it overestimates the total radiated power; b) longitudinal electric waves are dominant and transverse electromagnetic waves are negligible; c) total radiated power is proportional to the second degree of frequency; d) most of the power is emitted in a narrow beam along the dipole axis, thus emission of waves is focused as with lasers. In the region where $\lambda \sim d$: a)

power emitted by longitudinal and transverse waves are equal; b) power of the transverse waves indicate interesting phenomena of dip. It would be very interesting to observe these phenomena in experiments. Longitudinal electric waves could revolutionize wireless communication, remote power transmission and 5G communication technologies.

Acknowledgments

We would like to thank our family and our supervisors Prof. Atakan Varol and Prof. Theodoros Tsiftsis for their support.

6 Appendix I

Here we present the derivation of integral expressions. The integral of the second term in (22) can be written as

$$\begin{aligned}
& \int_{-\frac{d}{2}}^{\frac{d}{2}} \sin\left(\frac{2\pi z}{\lambda}\right) \cos\left(\omega\left(t - \frac{z}{c}\right)\right) \frac{1}{z} dz = \\
& \int_{-\frac{d}{2}}^0 \sin\left(\frac{2\pi z}{\lambda}\right) \cos\left(\omega\left(t - \frac{r}{c}\left(1 + \frac{z}{r} \cos \theta\right)\right)\right) \frac{1}{r} \left(1 - \frac{z}{r} \cos \theta\right) dz + \\
& \int_0^{\frac{d}{2}} \sin\left(\frac{2\pi z}{\lambda}\right) \cos\left(\omega\left(t - \frac{r}{c}\left(1 - \frac{z}{r} \cos \theta\right)\right)\right) \frac{1}{r} \left(1 + \frac{z}{r} \cos \theta\right) dz = \\
& \frac{1}{r} \cos\left(\omega\left(t - \frac{r}{c}\right)\right) \left(\int_{-\frac{d}{2}}^{\frac{d}{2}} \sin\left(\frac{2\pi z}{\lambda}\right) \cos\left(\frac{\omega z}{c} \cos \theta\right) dz - \right. \\
& \left. \int_{-\frac{d}{2}}^0 \sin\left(\frac{2\pi z}{\lambda}\right) \cos\left(\frac{\omega z}{c} \cos \theta\right) \frac{z}{r} \cos \theta dz + \int_0^{\frac{d}{2}} \sin\left(\frac{2\pi z}{\lambda}\right) \cos\left(\frac{\omega z}{c} \cos \theta\right) \frac{z}{r} \cos \theta dz \right) + \\
& \frac{1}{r} \sin\left(\omega\left(t - \frac{r}{c}\right)\right) \left(\int_{-\frac{d}{2}}^0 \sin\left(\frac{2\pi z}{\lambda}\right) \sin\left(\frac{\omega z}{c} \cos \theta\right) dz - \right. \\
& \left. \int_0^{\frac{d}{2}} \sin\left(\frac{2\pi z}{\lambda}\right) \sin\left(\frac{\omega z}{c} \cos \theta\right) \frac{z}{r} \cos \theta dz - \int_{-\frac{d}{2}}^{\frac{d}{2}} \sin\left(\frac{2\pi z}{\lambda}\right) \sin\left(\frac{\omega z}{c} \cos \theta\right) \frac{z}{r} \cos \theta dz \right)
\end{aligned} \tag{61}$$

Each of the six integral terms in the last expression is evaluated below. Using (24b):

$$\int_{-\frac{d}{2}}^{\frac{d}{2}} \sin\left(\frac{2\pi z}{\lambda}\right) \cos\left(\frac{\omega z}{c} \cos \theta\right) dz = 0 \tag{62}$$

Using (24d):

$$\begin{aligned} & \int_{-\frac{d}{2}}^0 \sin\left(\frac{2\pi z}{\lambda}\right) \cos\left(\frac{\omega z}{c} \cos \theta\right) \frac{z}{r} \cos \theta dz = \\ & \frac{\cos \theta}{2r} \left(\frac{\lambda^2}{4\pi^2} \frac{1}{(1 + \cos \theta)^2} \sin\left(\frac{\pi d}{\lambda} (1 + \cos \theta)\right) - \frac{\lambda d}{4\pi} \frac{1}{1 + \cos \theta} \cos\left(\frac{\pi d}{\lambda} (1 + \cos \theta)\right) + \right. \\ & \quad \left. \frac{\lambda^2}{4\pi^2} \frac{1}{(1 - \cos \theta)^2} \sin\left(\frac{\pi d}{\lambda} (1 - \cos \theta)\right) - \frac{\lambda d}{4\pi} \frac{1}{1 - \cos \theta} \cos\left(\frac{\pi d}{\lambda} (1 - \cos \theta)\right) \right) \end{aligned} \quad (63)$$

Using (24d) again:

$$\begin{aligned} & \int_0^{\frac{d}{2}} \sin\left(\frac{2\pi z}{\lambda}\right) \cos\left(\frac{\omega z}{c} \cos \theta\right) \frac{z}{r} \cos \theta dz = \\ & \frac{\cos \theta}{2r} \left(\frac{\lambda^2}{4\pi^2} \frac{1}{(1 + \cos \theta)^2} \sin\left(\frac{\pi d}{\lambda} (1 + \cos \theta)\right) - \frac{\lambda d}{4\pi} \frac{1}{1 + \cos \theta} \cos\left(\frac{\pi d}{\lambda} (1 + \cos \theta)\right) + \right. \\ & \quad \left. \frac{\lambda^2}{4\pi^2} \frac{1}{(1 - \cos \theta)^2} \sin\left(\frac{\pi d}{\lambda} (1 - \cos \theta)\right) - \frac{\lambda d}{4\pi} \frac{1}{1 - \cos \theta} \cos\left(\frac{\pi d}{\lambda} (1 - \cos \theta)\right) \right) \end{aligned} \quad (64)$$

Using (24a):

$$\begin{aligned} & \int_{-\frac{d}{2}}^0 \sin\left(\frac{2\pi z}{\lambda}\right) \sin\left(\frac{\omega z}{c} \cos \theta\right) dz = \\ & \frac{\lambda}{4\pi} \left(\frac{1}{1 - \cos \theta} \sin\left(\frac{\pi d}{\lambda} (1 - \cos \theta)\right) - \frac{1}{1 + \cos \theta} \sin\left(\frac{\pi d}{\lambda} (1 + \cos \theta)\right) \right) \end{aligned} \quad (65)$$

Again using (24a):

$$\begin{aligned} & \int_0^{\frac{d}{2}} \sin\left(\frac{2\pi z}{\lambda}\right) \sin\left(\frac{\omega z}{c} \cos \theta\right) dz = \\ & \frac{\lambda}{4\pi} \left(\frac{1}{1 - \cos \theta} \sin\left(\frac{\pi d}{\lambda} (1 - \cos \theta)\right) - \frac{1}{1 + \cos \theta} \sin\left(\frac{\pi d}{\lambda} (1 + \cos \theta)\right) \right) \end{aligned} \quad (66)$$

Using (24c)

$$\int_{-\frac{d}{2}}^{\frac{d}{2}} \sin\left(\frac{2\pi z}{\lambda}\right) \sin\left(\frac{\omega z}{c} \cos \theta\right) \frac{z}{r} \cos \theta dz = 0 \quad (67)$$

If we substitute the last six equations into (61), then we get

$$\int_{-\frac{d}{2}}^{\frac{d}{2}} \sin\left(\frac{2\pi z}{\lambda}\right) \cos\left(\omega\left(t - \frac{z}{c}\right)\right) \frac{1}{z} dz = 0 \quad (68)$$

The integral of the third term in (22) can be written as

$$\begin{aligned}
& \int_{-\frac{d}{2}}^{\frac{d}{2}} \cos\left(\frac{2\pi z}{\lambda}\right) \sin\left(\omega\left(t - \frac{z}{c}\right)\right) \frac{1}{z} dz = \\
& \int_{-\frac{d}{2}}^0 \cos\left(\frac{2\pi z}{\lambda}\right) \sin\left(\omega\left(t - \frac{r}{c}\left(1 + \frac{z}{r} \cos \theta\right)\right)\right) \frac{1}{r}\left(1 - \frac{z}{r} \cos \theta\right) dz + \\
& \int_0^{\frac{d}{2}} \cos\left(\frac{2\pi z}{\lambda}\right) \sin\left(\omega\left(t - \frac{r}{c}\left(1 - \frac{z}{r} \cos \theta\right)\right)\right) \frac{1}{r}\left(1 + \frac{z}{r} \cos \theta\right) dz = \\
& \frac{1}{r} \sin\left(\omega\left(t - \frac{r}{c}\right)\right) \left(\int_{-\frac{d}{2}}^{\frac{d}{2}} \cos\left(\frac{2\pi z}{\lambda}\right) \cos\left(\frac{\omega z}{c} \cos \theta\right) dz - \right. \\
& \left. \int_{-\frac{d}{2}}^0 \cos\left(\frac{2\pi z}{\lambda}\right) \cos\left(\frac{\omega z}{c} \cos \theta\right) \frac{z}{r} \cos \theta dz + \int_0^{\frac{d}{2}} \cos\left(\frac{2\pi z}{\lambda}\right) \cos\left(\frac{\omega z}{c} \cos \theta\right) \frac{z}{r} \cos \theta dz \right) + \\
& \frac{1}{r} \cos\left(\omega\left(t - \frac{r}{c}\right)\right) \left(- \int_{-\frac{d}{2}}^0 \cos\left(\frac{2\pi z}{\lambda}\right) \sin\left(\frac{\omega z}{c} \cos \theta\right) dz + \right. \\
& \left. \int_0^{\frac{d}{2}} \cos\left(\frac{2\pi z}{\lambda}\right) \sin\left(\frac{\omega z}{c} \cos \theta\right) dz + \int_{-\frac{d}{2}}^{\frac{d}{2}} \cos\left(\frac{2\pi z}{\lambda}\right) \sin\left(\frac{\omega z}{c} \cos \theta\right) \frac{z}{r} \cos \theta dz \right)
\end{aligned} \tag{69}$$

Each of the six integral terms in the last expression were already evaluated in (25) - (30). If we substitute these results into (69), then we obtain

$$\begin{aligned}
& \int_{-\frac{d}{2}}^{\frac{d}{2}} \cos\left(\frac{2\pi z}{\lambda}\right) \sin\left(\omega\left(t - \frac{z}{c}\right)\right) \frac{1}{z} dz = \\
& \frac{\lambda}{2\pi r} \cos\left(\omega\left(t - \frac{r}{c}\right)\right) \left(- \frac{1}{1 - \cos \theta} \left(1 - \cos\left(\frac{\pi d}{\lambda}(1 - \cos \theta)\right)\right) + \frac{1}{1 + \cos \theta} \left(1 - \cos\left(\frac{\pi d}{\lambda}(1 + \cos \theta)\right)\right) + \right. \\
& \frac{\cos \theta}{r} \left(- \frac{\lambda}{2\pi} \frac{1}{(1 - \cos \theta)^2} \sin\left(\frac{\pi d}{\lambda}(1 - \cos \theta)\right) + \frac{\lambda}{2\pi} \frac{1}{(1 + \cos \theta)^2} \sin\left(\frac{\pi d}{\lambda}(1 + \cos \theta)\right) + \right. \\
& \left. \frac{d}{2} \frac{1}{1 - \cos \theta} \cos\left(\frac{\pi d}{\lambda}(1 - \cos \theta)\right) - \frac{d}{2} \frac{1}{1 + \cos \theta} \cos\left(\frac{\pi d}{\lambda}(1 + \cos \theta)\right) \right) + \\
& \frac{\lambda}{2\pi r} \sin\left(\omega\left(t - \frac{r}{c}\right)\right) \left(\frac{1}{1 - \cos \theta} \sin\left(\frac{\pi d}{\lambda}(1 - \cos \theta)\right) + \frac{1}{1 + \cos \theta} \sin\left(\frac{\pi d}{\lambda}(1 + \cos \theta)\right) + \right. \\
& \frac{\cos \theta}{r} \left(\frac{\lambda}{2\pi} \frac{1}{(1 + \cos \theta)^2} \left(\cos\left(\frac{\pi d}{\lambda}(1 + \cos \theta)\right) - 1\right) + \frac{\lambda}{2\pi} \frac{1}{(1 - \cos \theta)^2} \left(\cos\left(\frac{\pi d}{\lambda}(1 - \cos \theta)\right) - 1\right) + \right. \\
& \left. \left. \frac{d}{2} \frac{1}{1 - \cos \theta} \sin\left(\frac{\pi d}{\lambda}(1 - \cos \theta)\right) + \frac{d}{2} \frac{1}{1 + \cos \theta} \sin\left(\frac{\pi d}{\lambda}(1 + \cos \theta)\right) \right) \right)
\end{aligned} \tag{70}$$

The fourth integral term in (22) can be written as

$$\begin{aligned}
& \int_{-\frac{d}{2}}^{\frac{d}{2}} \sin\left(\frac{2\pi z}{\lambda}\right) \sin\left(\omega\left(t - \frac{z}{c}\right)\right) \frac{1}{z} dz = \\
& \int_{-\frac{d}{2}}^0 \sin\left(\frac{2\pi z}{\lambda}\right) \sin\left(\omega\left(t - \frac{r}{c}\left(1 + \frac{z}{r} \cos \theta\right)\right)\right) \frac{1}{r}\left(1 - \frac{z}{r} \cos \theta\right) dz + \\
& \int_0^{\frac{d}{2}} \sin\left(\frac{2\pi z}{\lambda}\right) \sin\left(\omega\left(t - \frac{r}{c}\left(1 - \frac{z}{r} \cos \theta\right)\right)\right) \frac{1}{r}\left(1 + \frac{z}{r} \cos \theta\right) dz = \\
& \frac{1}{r} \sin\left(\omega\left(t - \frac{r}{c}\right)\right) \left(\int_{-\frac{d}{2}}^{\frac{d}{2}} \sin\left(\frac{2\pi z}{\lambda}\right) \cos\left(\frac{\omega z}{c} \cos \theta\right) dz - \right. \\
& \left. \int_{-\frac{d}{2}}^0 \sin\left(\frac{2\pi z}{\lambda}\right) \cos\left(\frac{\omega z}{c} \cos \theta\right) \frac{z}{r} \cos \theta dz + \int_0^{\frac{d}{2}} \sin\left(\frac{2\pi z}{\lambda}\right) \cos\left(\frac{\omega z}{c} \cos \theta\right) \frac{z}{r} \cos \theta dz \right) + \\
& \frac{1}{r} \cos\left(\omega\left(t - \frac{r}{c}\right)\right) \left(- \int_{-\frac{d}{2}}^0 \sin\left(\frac{2\pi z}{\lambda}\right) \sin\left(\frac{\omega z}{c} \cos \theta\right) dz + \right. \\
& \left. \int_0^{\frac{d}{2}} \sin\left(\frac{2\pi z}{\lambda}\right) \sin\left(\frac{\omega z}{c} \cos \theta\right) dz + \int_{-\frac{d}{2}}^{\frac{d}{2}} \sin\left(\frac{2\pi z}{\lambda}\right) \sin\left(\frac{\omega z}{c} \cos \theta\right) \frac{z}{r} \cos \theta dz \right)
\end{aligned} \tag{71}$$

The six integrals in (71) were already evaluated in (62)-(67). Therefore we obtain

$$\int_{-\frac{d}{2}}^{\frac{d}{2}} \sin\left(\frac{2\pi z}{\lambda}\right) \sin\left(\omega\left(t - \frac{z}{c}\right)\right) \frac{1}{z} dz = 0 \tag{72}$$

References

1. Franklin, J.: Classical Electromagnetism. Pearson, USA (2005)
2. Greiner, W.: Classical Electrodynamics. Springer (1998)
3. Griffiths, D.J.: Introduction to Electrodynamics. Prentice Hall, USA (1999)
4. Gupta, S.N.: Theory of longitudinal photons in quantum electrodynamics. Proceedings of the Physical Society. Section A **63**(7), 681 (1950). URL <http://stacks.iop.org/0370-1298/63/i=7/a=301>
5. Jefimenko, O.D.: Electricity and Magnetism: An Introduction to the Theory of Electric and Magnetic Fields, 2nd edn. Electret Scientific, USA (1989)
6. Jefimenko, O.D.: Causality, Electromagnetic Induction, and Gravitation: A Different Approach to the Theory of Electromagnetic and Gravitational Fields, 2nd edn. Electret Scientific Co, USA (2000)
7. Khvorostenko, N.P.: Longitudinal electromagnetic waves. Russian Physics Journal **35**(3), 223–227 (1992). URL <https://doi.org/10.1007/BF00895771>
8. Monstein, C., Wesley, J.P.: Observation of scalar longitudinal electrodynamic waves. EPL (Europhysics Letters) **59**(4), 514 (2002). URL <http://stacks.iop.org/0295-5075/59/i=4/a=514>
9. Ohanian, H.C.: Classical Electrodynamics. Allyn and Bacon, Inc, USA (1988)
10. Panofsky, W.K.H., Phillips, M.: Classical Electricity and Magnetism, 2nd edn. Addison-Wesley Publishing Company, Inc., USA (1962)
11. Prijmenko, S.D.: To formation of the longitudinal electromagnetic wave at discrete change of a charge density for normal and inclined falling of the accelerated point charge particle. In: 2011 MICROWAVES, RADAR AND REMOTE SENSING SYMPOSIUM, pp. 347–350 (2011). DOI 10.1109/MRRS.2011.6053670
12. van Vlaenderen, K.J., Waser, A.: Generalisation of classical electrodynamics to admit a scalar field and longitudinal waves. Hadronic J. **24**, 609–627 (2001)

13. White, H., March, P., Lawrence, J., Vera, J., Sylvester, A., Brady, D., Bailey, P.: Measurement of impulsive thrust from a closed radio-frequency cavity in vacuum. American Institute of Aeronautics and Astronautics, Journal of Propulsion and Power **33**(4), 830–841 (2017). URL <https://doi.org/10.2514/1.B36120>