

**AN ANALYTIC AND NUMERICAL ANALYSIS OF WEIGHTED
SINGULAR CAUCHY INTEGRALS WITH EXPONENTIAL
WEIGHTS ON \mathbb{R}**

STEVEN B. DAMELIN AND KAI DIETHELM

ABSTRACT. This paper concerns an analytic and numerical analysis of a class of weighted singular Cauchy integrals with exponential weights $w := \exp(-Q)$ with finite moments and with smooth external fields $Q : \mathbb{R} \rightarrow [0, \infty)$, with varying smooth convex rate of increase for large argument. Our analysis relies in part on weighted polynomial interpolation at the zeros of orthonormal polynomials with respect to w^2 . We also study bounds for the first derivatives of a class of functions of the second kind for w^2 .

Keywords: Cauchy principal value integral; Exponential weight; Erdős weight, Freud weight, Numerical approximation, Orthogonal polynomial, Quadrature, Singular integral, Weighted approximation.

1. INTRODUCTION

Let $Q : \mathbb{R} \rightarrow [0, \infty)$ belong to a class of continuously differentiable functions with varying smooth convex rate of increase for large argument. For a class of exponential weight functions $w := \exp(-Q)$ with finite moments, we investigate the weighted Cauchy principal value integral

$$H_{w^2}[f; x] := \int_{\mathbb{R}} w^2(t) \frac{f(t)}{t-x} dt = \lim_{\varepsilon \rightarrow 0^+} \left(\int_{-\infty}^{x-\varepsilon} w^2(t) \frac{f(t)}{t-x} dt + \int_{x+\varepsilon}^{\infty} w^2(t) \frac{f(t)}{t-x} dt \right)$$

with respect to its analytical properties, and we develop and analyze numerical methods for the approximate calculation of such integrals.

Here, we work on the real line, i.e. $x \in \mathbb{R}$ is arbitrary but fixed and $f : \mathbb{R} \rightarrow \mathbb{R}$ belongs to a class of functions for which in particular, $H_{w^2}[f; x]$ is finite. When we say w has finite moments, we mean that $\int_{\mathbb{R}} x^n w^2(x) < \infty$, ($n = 0, 1, 2, \dots$). Notice that the numerator in the integrand of the operator $H_{w^2}[f, x]$ is fw^2 .

One reason for our investigation is due to the fact that integral equations with weighted Cauchy principal value integral kernels have shown to be an important tool for the modelling of many physical situations. See for example [4, 6–9, 15, 16, 18, 25] and the references cited therein. In the case of ordinary integrals (without strong singularities) on unbounded intervals, various interesting results can be found for example in [23, 28].

In a series of papers, [6–9], the authors studied this problem and some of its applications for a class of weights $w := \exp(-Q)$ with finite moments and with even external fields $Q : \mathbb{R} \rightarrow [0, \infty)$ belonging to a class of continuously differentiable functions with smooth polynomial rate of increase for large argument. An example of such an external field Q studied is $|x|^\alpha$ where $\alpha > 1$.

Date: August 5, 2022.

In this paper, we extend the results of [6] to a class of exponential weight functions $w = \exp(-Q)$ with finite moments and with external fields $Q : \mathbb{R} \rightarrow [0, \infty)$ continuously differentiable with certain convex increase for large argument. In particular, this class of external fields Q studied need not be even (a considerably weaker condition on Q) and may allow for considerable varying convex rates of increase for large argument for example smooth polynomial increase and also faster than smooth polynomial increase. Typical examples [19, 22] of admissible external fields Q would be with some $\beta \geq \alpha > 1$ and $\ell, k \geq 0$,

$$Q_{1,\alpha,\beta}(x) := \begin{cases} x^\alpha, & x \in [0, \infty) \\ |x|^\beta, & x \in (-\infty, 0) \end{cases}$$

or

$$Q_{2,\alpha,\beta,\ell,k}(x) := \begin{cases} \exp_\ell(x^\alpha) - \exp_\ell(0), & x \in [0, \infty) \\ \exp_k(|x|^\beta) - \exp_k(0), & x \in (-\infty, 0) \end{cases}$$

Here, for $x \in \mathbb{R}$, $\exp_0(x) := x$ and for $j \geq 1$, $\exp_j(x) := \exp(\exp(\exp \dots \exp(x)))$, j times is the j th iterated exponential. In particular, $\exp_j(x) = \exp(\exp_{j-1}(x))$.¹

1.1. A note on notation and constants. Throughout, $|\cdot|$ is the Euclidean metric on \mathbb{R} . \mathcal{P}_n will denote the class of polynomials of degree at most $n \geq 1$. $\|\cdot\|_{L_p}$, $0 < p \leq \infty$, will denote the usual L_p function space norm. Sometimes we will write the shorthand form $\|\cdot\|_p$ when the context is clear. For $\gamma > 0$, we identify the space $\text{Lip}(\gamma)$ as the space of functions $f : \mathbb{R} \rightarrow \mathbb{R}$ for which f is Lipschitz of order γ . C, C_1, C_2, \dots will denote positive constants independent of n, x and may take on different values at different times. The context will be clear. Function and operator notation (for example f, H) may also denote different or the same function/operator at different times. The context will be clear. When we write for a function, $f(\cdot)$, constant $C(\cdot)$ or operator $H(\cdot)$, we mean that the function/constant/operator depends on the indicated quantity. Dependence on several quantities follows a similar convention. Finally, for non zero real sequences α_n and β_n , we write $\alpha_n = O(\beta_n)$ if there exists a constant $C > 0$ so that uniformly in all other parameters that α_n and β_n may depend on, $\frac{\alpha_n}{\beta_n} \leq C$, $\alpha_n = o(\beta_n)$ if $\frac{\alpha_n}{\beta_n} \rightarrow 0$, $n \rightarrow \infty$ and $\alpha_n \sim \beta_n$ if $\alpha_n = O(\beta_n)$ and $\beta_n = O(\alpha_n)$. Similar notation holds for sequences of functions or operators.

2. THE CLASS OF WEIGHTS, a_t, a_{-t} AND SOME FURTHER IMPORTANT QUANTITIES

In this section, we introduce our class of weights and introduce some important quantities needed to move forward, including critical functions denoted by a_t and a_{-t} which we use throughout.

2.1. The class of admissible weights. Motivated by the external fields $Q_{1,\alpha,\beta}$ and $Q_{2,\alpha,\beta,\ell,k}$ defined above, we define our class of weights [19, 22]. To formulate our definition, we shall say that a function $f : \mathbb{R} \rightarrow [0, \infty)$ is quasi-increasing on $[0, \infty)$ if there exists $C > 0$ such that $f(x) \leq Cf(y)$ for all $x, y \in \mathbb{R}$ with $0 < x \leq y < \infty$. The concept quasi-decreasing is defined similarly.

Following is now our class of weights:

¹ $\exp(-Q_{1,\alpha,\beta})$ and $\exp(-Q_{2,\alpha,\beta,\ell,k})$ are historically often called respectively Freud and Erdős weights. See [19, 22] and the many references cited therein.

Definition 2.1. Let $Q : \mathbb{R} \rightarrow [0, \infty)$ satisfy the following properties:

- (a) $Q'(x)$ exists and is continuous in \mathbb{R} , with $Q(0) = 0$. Moreover, Q'' exists in \mathbb{R} .
- (b) $Q'(x)$ is non-decreasing in \mathbb{R} .
- (c)

$$\lim_{x \rightarrow \infty} Q(x) = \lim_{x \rightarrow -\infty} Q(x) = \infty.$$

- (d) The function

$$T(x) := \frac{xQ'(x)}{Q(x)}, \quad x \neq 0$$

is quasi-increasing in $(0, \infty)$, is quasi-decreasing in $(-\infty, 0)$ and satisfies

$$T(x) \geq C > 1, \quad x \in \mathbb{R} \setminus \{0\}.$$

- (e) For all $x \in \mathbb{R}$,

$$Q''(x)Q(x) \leq C_1(Q'(x))^2$$

and there exists a compact subinterval I of \mathbb{R} and $C_2 > 0$ so that for a.e. $x \in I \setminus \{0\}$.

$$Q''(x)Q(x) \geq C_2(Q'(x))^2.$$

- (f) There exists $\varepsilon_0 \in (0, 1)$ such that for $y \in \mathbb{R} \setminus \{0\}$,

$$T(y) \sim T\left(y \left| 1 - \frac{\varepsilon_0}{T(y)} \right| \right).$$

- (g) Assume that there exist $C, \varepsilon_1 > 0$ such that

$$\int_{x - \frac{\varepsilon_1|x|}{T(x)}}^x \frac{|Q'(s) - Q'(x)|}{|s - x|^{3/2}} ds \leq C|Q'(x)| \sqrt{\frac{T(x)}{|x|}}, \quad x \in \mathbb{R} \setminus \{0\}.$$

Then we say that $w = \exp(-Q)$ is an admissible weight with external field Q .

Let us illustrate Definition 2.1 using the examples of $Q_{1,\alpha,\beta}$ and $Q_{2,\alpha,\beta,\ell,k}$ in Section 1.

2.1.1. *The Freud-type weight $Q_{1,\alpha,\beta}$.* Here, a straightforward calculation shows that $T \sim 1$ in \mathbb{R} . Thus (d) holds. Notice that $T = O(1)$ forces $Q_{1,\alpha,\beta}$ to be of smooth polynomial growth for large argument. Indeed it is straightforward to show that $T(x) = \alpha$ for $x \in (0, \infty)$ and $T(x) = \beta$ for $x \in (-\infty, 0)$. The conditions (a,b,c,e,f,g) are straightforward to check.

2.1.2. *The Erdős-type weight $Q_{2,\alpha,\beta,\ell,k}$.* Here, a straightforward calculation shows that T grows without bound for large argument. Thus (d) holds. Notice that T growing without bound for large argument forces $Q_{2,\alpha,\beta,\ell,k}$ to be of faster than smooth polynomial growth for large argument. Indeed, it is straightforward to check that if $l \geq 1$ and $x > 0$,

$$T(x) = \alpha x^\alpha \left[\prod_{j=1}^{l-1} \exp_j(x^\alpha) \right] \frac{\exp_l(x^\alpha)}{\exp_l(x^\alpha) - \exp_l(0)}.$$

Indeed, $T(x) \rightarrow \alpha$, $x \rightarrow 0+$ while

$$T(x) = \alpha x^\alpha \left[\prod_{j=1}^{l-1} \exp_j(x^\alpha) \right] (1 + o(1)), \quad x \rightarrow \infty$$

with a similar expression holding for $x < 0$. The conditions (a,b,c,e,f,g) are straightforward to check.

2.2. The quantities a_t and a_{-t} .

Definition 2.2 (cf. [12,19,22,24]). *Given an admissible weight w and some $t > 0$, we define the quantities $a_t > 0$ and $a_{-t} < 0$ as the unique solutions to the equations*

$$(2.1a) \quad t = \frac{1}{\pi} \int_{a_{-t}}^{a_t} \frac{xQ'(x)}{\sqrt{(x-a_{-t})(a_t-x)}} dx,$$

$$(2.1b) \quad 0 = \frac{1}{\pi} \int_{a_{-t}}^{a_t} \frac{Q'(x)}{\sqrt{(x-a_{-t})(a_t-x)}} dx.$$

Remark 2.3. *In the special case where Q is even, the uniqueness of $a_{\pm t}$ forces $a_{-t} = -a_t$ for all $t > 0$. In this case, a_t is the unique positive solution of the equation*

$$t = \frac{2}{\pi} \int_0^1 \frac{a_t u Q'(a_t u)}{\sqrt{1-u^2}} du.$$

Following [19], we further use the notations

$$\Delta_t = [a_{-t}, a_t]$$

and

$$\beta_t := \frac{1}{2}(a_t + a_{-t}); \quad \delta_t := \frac{1}{2}(a_t + |a_{-t}|)$$

and define

$$\varphi_n(x) := \begin{cases} \frac{|x - a_{-2n}| \cdot |a_{2n} - x|}{\sqrt{(|x - a_{-n}| + |a_{-n}| \eta_{-n})(|x - a_n| + |a_n| \eta_n)}}, & x \in \Delta_n, \\ \varphi_n(a_n), & x > a_n, \\ \varphi_n(a_{-n}), & x < a_{-n} \end{cases}$$

where

$$(2.2) \quad \eta_{\pm n} := \left(nT(a_{\pm n}) \sqrt{\frac{|a_{\pm n}|}{\delta_n}} \right)^{-2/3}.$$

Example 2.4. (a) *Consider the weight $Q_{1,\alpha,\beta}$: Here we have for $n \rightarrow \infty$,*

$$T(a_{\pm n}) \sim 1$$

and

$$a_n \sim n^{1/\alpha}, \quad |a_{-n}| \sim n^{(2\alpha-1)/(\alpha(2\beta-1))}.$$

(b) *Consider the weight $Q_{2,\alpha,\beta,\ell,k}$: Here we have for $n \rightarrow \infty$*

$$T(a_n) \sim \prod_{j=1}^{\ell} \log_j n, \quad T(a_{-n}) \sim \prod_{j=1}^k \log_j n$$

and

$$a_n = (\log_{\ell} n)^{1/\alpha}(1 + o(1)); \quad a_{-n} = (\log_k n)^{1/\beta}(1 + o(1))$$

where we recall

$$\exp_j(x) = \underbrace{\exp(\exp(\exp \dots \exp(x)))}_{j \text{ times}}$$

is the j th iterated exponential and for $x > 0$, $\log_0(x) = x$ and for $x > \exp_{j-1}(0)$ and $j \geq 1$,

$$\log_j(x) = \underbrace{\log(\log(\log \dots \log(x)))}_{j \text{ times}},$$

is the j th iterated logarithm (and not the logarithm with respect to base j).

The precise interpretations of the functions a_t and a_{-t} , $t > 0$ arise from logarithmic potential theory where they are in fact scaled endpoints of the support of a minimizer for a certain weighted variational problem in the complex plane. (Hence the term external field for Q). When Q is convex, the support of the minimizer is one interval and when Q is in addition even, $a_{-t} = -a_t$ holds for every $t > 0$, cf. [12, 19, 22, 24]. We shall use the important identity (and its L_p cousins for different $0 < p < \infty$)

$$\|P_n w\|_{L_\infty(\mathbb{R})} = \|P_n w\|_{L_\infty[a_{-n}, a_n]}$$

valid for every polynomial $P \in \mathcal{P}_n$, $n \geq 1$. In the case when w is even, a_n , $n \geq 1$, is asymptotically the smallest number for which this identity holds [5, 19, 22, 24]. This identity is useful in the sense that it can be used to get an intuitive idea of the growth of a_n and a_{-n} for large n for different admissible weights w , for example for the admissible weights $w_{1,\alpha,\beta}$ and $w_{2,\alpha,\beta,\ell,k}$.

3. MAIN RESULT AND IMPORTANT QUANTITIES

In this section, we will state one of our main results, Theorem 3.1. Moreover, we will also introduce and define various important quantities. In the remaining sections, we will provide the proof of Theorem 3.1 and state and prove several more main results which are consequences of our machinery.

Let w be admissible. Then we can construct orthonormal polynomials $p_n(x) = p_n(w^2, x)$ of degree $n = 0, 1, 2, \dots$ for $w^2(x)$ satisfying

$$(3.1) \quad \int_{\mathbb{R}} p_n(x) p_m(x) w^2(x) dx = \delta_{mn}.$$

Here for $m, n \geq 0$, δ_{mn} takes the value 1 when $m = n$ and 0 otherwise.

The zeros $x_{j,n}$, $j = 1, 2, \dots, n$, of p_n above will serve as the nodes of certain interpolatory quadrature formulas Q_n which are therefore defined by

$$(3.2) \quad Q_n[f; x] = \sum_{j=1}^n \zeta_{jn}(x) f(x_{j,n})$$

and where the weights $\zeta_{jn}(\cdot)$ are chosen such that the quadrature error R_n satisfies

$$R_n[f; x] := H_{w^2}[f; x] - Q_n[f; x] = 0$$

for every $x \in \mathbb{R}$ and every $f \in \mathcal{P}_{n-1}$. In other words,

$$(3.3) \quad Q_n[f; x] = H_{w^2}[L_n[f]; x]$$

where $L_n[f]$ is the Lagrange interpolation polynomial for the function f with nodes $x_{j,n}$. Let

$$E_n [f]_{w,\infty} := \inf_{P \in \mathcal{P}_n} \|(f - P)w\|_{L_\infty(\mathbb{R})}$$

be the error of best weighted polynomial approximation of a given f .

We shall prove the following error bound for this numerical approximation scheme for the singular integral:

Theorem 3.1. *Let w be admissible and let $\xi \in (0, 1)$ be fixed. Consider a sequence $\mu_n := (\mu_n)_{n=1}^\infty$ which converges to 0 as $n \rightarrow \infty$ and satisfies $0 < \mu_n \leq \min\{a_n \eta_n, |a_{-n}| \eta_{-n}\}$ for each $n \geq 1$. Let $x \in \mathbb{R}$ and let $f \in \text{Lip}(\gamma, w)$ for some $\gamma > 0$. Then uniformly for n large enough,*

$$|R_n[f; x]| \leq C [(1 + n^{-2}w^{-1}(x)) \log n + \gamma_n(x)] E_{n-1}[f]_{w,\infty},$$

where

$$\begin{aligned} \gamma_n(x) &:= \mu_n^{-1} \delta_n^{5/4} \max \left\{ \frac{T(a_n)}{a_n}, \frac{T(a_{-n})}{|a_{-n}|} \right\}^{1/4} \log n \\ &\quad + \mu_n \times \begin{cases} A_n, & a_n(1 + C\eta_n) \leq x \leq 2a_n, \\ B_n, & a_{\xi n} \leq x \leq a_n(1 + C\eta_n), \\ C_n, & a_{-\xi n} \leq x \leq a_{\xi n}, \\ D_n, & a_{-n}(1 + C\eta_{-n}) \leq x \leq a_{-\xi n}, \\ E_n, & 2a_{-n} \leq x \leq a_{-n}(1 + C\eta_{-n}), \\ 0, & \text{otherwise,} \end{cases} \end{aligned}$$

and

$$\begin{aligned} A_n &:= n^{5/6} \delta_n^{1/3} a_n^{-5/6} T^{5/6}(a_n) \max \left\{ \frac{T(a_n)}{a_n}, \frac{T(a_{-n})}{|a_{-n}|} \right\}^{1/2}, \\ B_n &:= n \delta_n^{1/4} a_n^{-3/4} T^{3/4}(a_n) \max \left\{ \frac{T(a_n)}{a_n}, \frac{T(a_{-n})}{|a_{-n}|} \right\}^{1/2}, \\ C_n &:= n^{7/6} \delta_n^{-1/3} \max \left\{ \frac{T(a_n)}{a_n}, \frac{T(a_{-n})}{|a_{-n}|} \right\}^{2/3} \log n, \\ D_n &:= n \delta_n^{1/4} |a_{-n}|^{-3/4} T^{3/4}(a_{-n}) \max \left\{ \frac{T(a_n)}{a_n}, \frac{T(a_{-n})}{|a_{-n}|} \right\}^{1/2}, \\ E_n &:= n^{5/6} \delta_n^{1/3} |a_{-n}|^{-5/6} T^{5/6}(a_{-n}) \max \left\{ \frac{T(a_n)}{a_n}, \frac{T(a_{-n})}{|a_{-n}|} \right\}^{1/2}. \end{aligned}$$

3.1. The sequence of functions $\gamma_n(\cdot)$. In this section, we look at the sequence of functions $\gamma_n(\cdot)$ for the two examples $Q_{1,\alpha,\beta}$ and $Q_{2,\alpha,\beta,\ell,k}$ defined in Section 1, so that the reader may absorb Theorem 3.1. We recall the definitions of $Q_{1,\alpha,\beta}$ and $Q_{2,\alpha,\beta}$ and some information re these.

Let $\beta \geq \alpha > 1$ and $\ell, k \geq 0$. Then:

$$Q_{1,\alpha,\beta}(x) := \begin{cases} x^\alpha, & x \in [0, \infty) \\ |x|^\beta, & x \in (-\infty, 0). \end{cases}$$

and

$$Q_{2,\alpha,\beta,\ell,k}(x) := \begin{cases} \exp_l(x^\alpha) - \exp_l(0), & x \in [0, \infty) \\ \exp_k(|x|^\beta) - \exp_k(0), & x \in (-\infty, 0). \end{cases}$$

Then straightforward calculations yield the following properties uniformly for n large enough.

- $Q_{1,\alpha,\beta}$:
 - (a) $T(a_n) = \alpha$.
 - (b) $T(a_{-n}) = \beta$.
 - (c) $a_n \sim n^{\frac{1}{\alpha}}$.
 - (d) $|a_{-n}| \sim n^{\frac{1}{\alpha} \cdot (\frac{2\alpha-1}{2\beta-1})}$.
 - (e) $\delta_n \sim a_n \sim n^\alpha$
 - (f) $\eta_n \sim n^{-2/3}$.
 - (g) $\eta_{-n} \sim \left[n^{1-\frac{1}{\alpha} \cdot (\frac{\beta-\alpha}{2\beta-1})} \right]^{-2/3}$.
- $Q_{2,\alpha,\beta,k,\ell}$:
 - (a) $T(a_n) \sim \prod_{j=1}^\ell \log_j(n)$.
 - (b) $T(a_{-n}) \sim \prod_{j=1}^k \log_j(n)$.
 - (c) $a_n = (\log_\ell(n))^{1/\alpha}(1 + o(1))$.
 - (d) $a_{-n} = -(\log_k(n))^{1/\beta}(1 + o(1))$.
 - (e) $\delta_n \sim a_n \sim (\log_\ell(n))^{1/\alpha}(1 + o(1))$
 - (f) $\eta_n \sim \left(n \prod_{j=1}^\ell \log_j(n) \right)^{-2/3}$.
 - (g) $\eta_{-n} \sim \left(n \prod_{j=1}^k \log_j(n) \left[\frac{(\log_k(n))^{1/\beta}}{(\log_l(n))^{1/\alpha}} \right]^{1/2} \right)^{-2/3}$.

Remark 3.2. *In the case when Q is even and $T \sim 1$, that is Q is of smooth polynomial growth with large argument (for example $Q_{1,\alpha,\beta}$), Theorem 3.1 is essentially Theorem 1.3 of [6].*

4. PARTIAL PROOF OF THEOREM 3.1 AND SOME OTHER MAIN RESULTS

In this section, we provide the necessary machinery for the partial proof of Theorem 3.1 and along the way state and prove several other main results. We need the following two lemmas taken from [19].

Lemma 4.1. *Let w be admissible. Set for $n \geq 1$:*

$$h_n := \frac{n}{\sqrt{\delta_n}} \max \left\{ \frac{T(a_n)}{a_n}, \frac{T(a_{-n})}{|a_{-n}|} \right\}^{1/2}$$

and

$$k_n := n^{1/6} \delta_n^{-1/3} \max \left\{ \frac{T(a_n)}{a_n}, \frac{T(a_{-n})}{|a_{-n}|} \right\}^{1/6}.$$

Then the following hold:

- (a) Let $0 < p \leq \infty$. Then for $n \geq 1$ and $P \in \mathcal{P}_n$,

$$\|P'w\|_{L_p(\mathbb{R})} \leq Ch_n \|Pw\|_{L_p(\mathbb{R})}.$$

- (b) For $n \geq 1$,

$$\sup_{x \in \mathbb{R}} |p_n(x)w(x)| \cdot |(x - a_{-n})(a_n - x)|^{1/4} \sim 1.$$

(c) For $n \geq 1$,

$$\sup_{x \in \mathbb{R}} |p_n(x)w(x)| \sim k_n.$$

(d) For $n \geq 1$,

$$\|p_n w\|_{L_p(\mathbb{R})} \sim \begin{cases} \delta_n^{\frac{1}{p}-\frac{1}{2}}, & 0 < p < 4, \\ \delta_n^{-1/4} (\log(n+1))^{1/4}, & p = 4, \\ \delta_n^{\frac{1}{3p}-\frac{1}{3}} \max \left\{ \frac{T(a_n)}{a_n}, \frac{T(a_{-n})}{|a_{-n}|} \right\}^{\frac{2}{3}(\frac{1}{4}-\frac{1}{p})}, & p > 4. \end{cases}$$

(e) For large enough $t > 0$, there exists large enough $L > 0$ such that uniformly in t ,

$$\left| \delta_t \frac{T(a_{\pm t})}{a_{\pm t}} \right| \sim \left(\frac{t}{Q(a_{\pm t})} \right)^2 \leq C t^{2(1-\frac{\log 2}{\log L})}$$

and thus

$$Q(a_{\pm t}) \geq C t^{\frac{\log 2}{\log L}} \quad \text{and} \quad w(a_{\pm t}) = \exp(-Q(a_{\pm t})) \leq \exp\left(-C t^{\frac{\log 2}{\log L}}\right).$$

(f) The following hold:

(f1) For large enough $t > 0$,

$$|Q'(a_{\pm t})| \sim t \sqrt{\frac{T(a_{\pm t})}{\delta_t |a_{\pm t}|}} \leq C t^2.$$

(f2) For fixed $L > 0$, $j = 0, 1$ and uniformly for $t > 0$,

$$Q^{(j)}(a_{Lt}) \sim Q^{(j)}(a_t)$$

and

$$T(a_{Lt}) \sim T(a_t)$$

(f3) For $t \neq 0$ and $\frac{1}{2} \leq \frac{t}{s} \leq 2$,

$$\left| 1 - \frac{a_s}{a_t} \right| \sim \frac{1}{T(a_t)} \left| 1 - \frac{s}{t} \right|.$$

(f4) For fixed $L > 1$ and uniformly for $t > 0$, $a_{Lt} \sim a_t$.

(g) For $n \geq 1$,

$$|p'_n(x_{j,n})w(x_{j,n})| \sim \varphi_n^{-1}(x_{j,n}) |(x_{j,n} - a_{-n})(a_n - x_{j,n})|^{-1/4}$$

holds uniformly for all $1 \leq j \leq n$.

(h) For $n \geq 2$,

$$x_{j,n} - x_{j+1,n} \sim \varphi_n(x_{j,n})$$

holds uniformly for all $2 \leq j \leq n$.

(i) For $x \in (x_{j+1,n}, x_{j,n})$, $n \geq 1$ and $1 \leq j \leq n$,

$$|p_n(x)w(x)| \leq C \min\{|x - x_{j,n}|, |x - x_{j+1,n}|\} \times \varphi_n^{-1}(x_{j,n}) |(x_{j,n} - a_{-n})(a_n - x_{j,n})|^{-1/4}.$$

(j) Let $0 < \alpha < 1$ and $n \geq 1$. For $x \in (a_{-\alpha n}, a_{\alpha n})$,

$$|(x - a_{-n})(a_n - x)|^{-1} \leq C \frac{1}{\delta_n} \max \left\{ \frac{T(a_n)}{a_n}, \frac{T(a_{-n})}{|a_{-n}|} \right\}.$$

Lemma 4.2. *Let w be admissible, $0 < p < \infty$, $0 < \alpha < 1$, and $L > 0$. Denote the p th power Christoffel functions by $\lambda_{n,p}(w, x) := \inf_{P \in \mathcal{P}_n} \left(\frac{\|Pw\|_{L_p(\mathbb{R})}}{P(x)} \right)^p$ for $n \geq 1$ and $x \in \mathbb{R}$. Then uniformly for $n \geq 1$ and $x \in [a_{-n}(1 + L\eta_{-n}), a_n(1 + L\eta_n)]$,*

$$\lambda_{n,p}(w, x) \sim \varphi_n(x)w^p(x).$$

Moreover, there exist $C, n_0 > 0$ such that uniformly for $n \geq n_0$ and $x \in \mathbb{R}$,

$$\lambda_{n,p}(w, x) \geq C\varphi_n(x)w^p(x).$$

4.1. Functions of the second kind. Let w be admissible and let p_n be the n th degree orthonormal polynomial for w^2 . We define a sequence of functions of the second kind $q_n : \mathbb{R} \rightarrow \mathbb{R}$, $n \geq 1$ by (cf. [3, 6–9])

$$q_n(x) := \int_{\mathbb{R}} w^2(t) \frac{p_n(t)}{t-x} dx, \quad n \geq 1.$$

The following holds:

Theorem 4.3. *Let w be admissible and $0 < \xi < 1$. Then,*

$$(4.1) \quad |q'_n(x)| \leq C \times \begin{cases} n^{7/6} \delta_n^{-5/6} \max \left\{ \frac{T(a_n)}{a_n}, \frac{T(a_{-n})}{|a_{-n}|} \right\}^{2/3} \log h_n, & a_{-\xi n} \leq x \leq a_{\xi n}, \\ na_n^{-1} T(a_n) \max \left\{ \frac{T(a_n)}{a_n}, \frac{T(a_{-n})}{|a_{-n}|} \right\}^{1/2}, & x \geq a_{\xi n}, \\ n|a_{-n}|^{-1} T(a_{-n}) \max \left\{ \frac{T(a_n)}{a_n}, \frac{T(a_{-n})}{|a_{-n}|} \right\}^{1/2}, & x \leq a_{-\xi n}. \end{cases}$$

Proof. Let for $x \in \mathbb{R}$ and $n \geq 1$,

$$\rho_n(x) := w^2(x)p_n(x).$$

Then

$$q'_n(x) = \int_{\mathbb{R}} \rho'_n(t) \frac{1}{t-x} dt.$$

Introducing a positive sequence ε_n that we shall define precisely later, we write for $x \in \mathbb{R}$ and $n \geq 1$

$$q'_n(x) = A_1 + A_2 := A_1(x) + A_2(x)$$

with

$$A_1 = \int_{|t-x| \geq \varepsilon_n} \rho'_n(t) \frac{1}{t-x} dt$$

and

$$A_2 = \int_{|t-x| < \varepsilon_n} \rho'_n(t) \frac{1}{t-x} dt = \int_{x-\varepsilon_n}^{x+\varepsilon_n} \frac{\rho'_n(t) - \rho'_n(x)}{t-x} dt.$$

Let us collect some auxiliary results: Since for $x \in \mathbb{R}$

$$\rho'_n(x) = p'_n(x)w^2(x) - 2Q'p_n(x)w^2(x)$$

and

$$\rho''_n(x) = p''_n(x)w^2(x) - 4Q'(x)p'_n(x)w^2(x) + \left(-2Q''(x) + 4Q'^2(x) \right) p_n(x)w^2(x),$$

we have for $x \in \mathbb{R}$, in view of Lemma 4.1(a) and the definition of h_n given in the preamble of Lemma 4.1,

$$\begin{aligned} |\rho'_n(x)w^{-1/2}(x)| &\leq |p'_n(x)w(x)w^{1/2}(x)| + 2|Q'(x)w^{1/2}(x)| \cdot |p_n(x)w(x)| \\ &\leq C \left(h_n w^{1/2}(x) + |Q'(x)w^{1/2}(x)| \right) \|wp_n\|_{L_\infty(\mathbb{R})} \end{aligned}$$

Continuing,

$$|\rho'_n(x)| \leq C(h_n w(x) + |Q'(x)w(x)|) \|wp_n\|_{L_\infty(\mathbb{R})} \leq Ch_n \|wp_n\|_{L_\infty(\mathbb{R})}.$$

Using (d) and (e) of Definition 2.1 and the definition of h_n , we have for $x \in \mathbb{R}$,

$$\begin{aligned} |Q''(x)w(x)| &\leq C \frac{(Q'(x))^2}{|Q(x)|} w(x) \\ &= C |Q'(x)| \frac{T(x)}{x} w(x) \\ &\leq C |Q'(x)| w(x) \max \left\{ \frac{T(a_n)}{a_n}, \frac{T(a_{-n})}{|a_{-n}|} \right\} \\ &\leq C |Q'(x)| w(x) h_n^2 \frac{\delta_n}{n^2} \\ &\leq C |Q'(x)| w(x) h_n \end{aligned}$$

and hence we see that

$$\begin{aligned} |\rho''_n(x)| &\leq C \left(h_n^2 w(x) + h_n |Q'(x)w(x)| + |Q''(x)w(x)| + |Q'(x)w^{1/2}(x)|^2 \right) \|wp_n\|_{L_\infty(\mathbb{R})} \\ &\leq C \left(h_n^2 w(x) + h_n |Q'(x)w(x)| + |Q'(x)w^{1/2}(x)|^2 \right) \|wp_n\|_{L_\infty(\mathbb{R})}. \end{aligned}$$

Finally, in view of Lemma 4.1(e), Lemma 4.1(f), and the relations $\lim_{t \rightarrow \infty} a_t = \infty$ and $\lim_{t \rightarrow \infty} a_{-t} = -\infty$ (which follow from their definitions) we see that

$$(4.2) \quad |Q'(x)w^{1/2}(x)| \leq C, \quad x \in \mathbb{R}.$$

Now we are in a position to deal with the case $a_{-\varepsilon_n} \leq x \leq a_{\varepsilon_n}$. We apply Hölder's inequality and derive

$$|A_1| = \left| \int_{|t-x| \geq \varepsilon_n} \rho'_n(t) \frac{1}{t-x} dt \right| \leq \left\| \rho'_n(t) w^{-1/2}(t) \right\|_{L_\infty(\mathbb{R})} \left\| (\cdot - x)^{-1} w^{1/2} \right\|_{L_1(S_n)}$$

where $S_n = \{t \in \mathbb{R} : |t-x| \geq \varepsilon_n\}$. An explicit calculation gives

$$\left\| (\cdot - x)^{-1} w^{1/2} \right\|_{L_1(S_n)} \sim |\log \varepsilon_n|$$

uniformly in n . Then

$$|A_1| \leq Ch_n \|wp_n\|_{L_\infty(\mathbb{R})} |\log \varepsilon_n|.$$

For A_2 , we observe that

$$|A_2| \leq 2\varepsilon_n \|\rho''_n\|_{L_\infty(\mathbb{R})} \leq C\varepsilon_n h_n^2 \|wp_n\|_{L_\infty(\mathbb{R})}.$$

Bearing in mind that by definition, $h_n \rightarrow \infty$ as $n \rightarrow \infty$, we see that h_n^{-1} can be made arbitrarily small for sufficiently large n . Then

$$|q'_n(x)| \leq Ch_n \|wp_n\|_{L_\infty(\mathbb{R})} \log h_n \sim Ch_n k_n \log h_n$$

because of Lemma 4.1(c).

In view of the definitions of h_n and k_n , this completes the proof in the first case.

Next, we consider the case $x \geq a_{\varepsilon_n}$.

We define for $n \geq 1$, the sequence $\varepsilon_n := a_{\varepsilon_n} - a_{\varepsilon_n/2}$. The behavior of ε_n uniformly for large enough n is determined by Lemma 4.1 (f3) which we recall says the following:

For $t \neq 0$ and $\frac{1}{2} \leq \frac{t}{s} \leq 2$,

$$\left|1 - \frac{a_s}{a_t}\right| \sim \frac{1}{T(a_t)} \left|1 - \frac{s}{t}\right|.$$

In particular, for $Q(1, \alpha, \beta)$, the sequence ε_n grows without bound uniformly for large n and for $Q(2, \alpha, \beta, \ell, k)$, ε_n tends to 0 uniformly for large n . We write

$$(4.3) \quad q'_n(x) = \left(\int_{|t-x| \geq \varepsilon_n} + \int_{n^{-10} < |t-x| < \varepsilon_n} + \int_{|t-x| \leq n^{-10}} \right) \frac{\rho'(t)}{t-x} dt = A_3 + A_4 + A_5.$$

Note that this decomposition is possible since we have by definition $a_{\xi_n} - a_{\xi_n/2} \sim a_{\xi_n}/T(a_{\xi_n}) > n^{-10}$ for sufficiently large n . For A_5 , we argue in a similar way as for A_2 above and find

$$\begin{aligned} |A_5| &= \int_{x-n^{-10}}^{x+n^{-10}} \frac{\rho'_n(t) - \rho'_n(x)}{t-x} dt \leq Cn^{-10} \|\rho''_n\|_{L_\infty(\mathbb{R})} \\ &\leq Cn^{-10} h_n^2 \|wp_n\|_{L_\infty(\mathbb{R})} \\ &\leq Cn^{-10} h_n^2 k_n \leq O(n^{-2}) \end{aligned}$$

where the last inequality follows from the fact that, in view of Lemma 4.1(f),

$$\max \left\{ \frac{T(a_n)}{a_n}, \frac{T(a_{-n})}{|a_{-n}|} \right\} \leq Cn^2 \delta_n$$

and hence

$$h_n^2 k_n \leq Cn^{9/2} \delta_n^{-1/6} \leq Cn^{9/2}$$

since δ_n is an increasing sequence of positive numbers. For A_4 ,

$$\begin{aligned} |A_4| &= \int_{n^{-10} < |t-x| < \varepsilon_n} \frac{1}{|t-x|} \|\rho'_n\|_{L_\infty(n^{-10} < |t-x| < \varepsilon_n)} dt \\ &\leq C \|\rho'_n\|_{L_\infty(n^{-10} < |t-x| < \varepsilon_n)} |\log \varepsilon_n| \\ &\leq Ch_n k_n w(a_{\xi_n/2}) |\log \varepsilon_n| \leq Ch_n k_n o(\exp(-n^{\alpha_2})) \text{ for some } \alpha_2 > 0. \end{aligned}$$

Here, we used the following properties: For $a_{\xi_n/2} < t < 2a_{\xi_n} - a_{\xi_n/2}$ we have

$$\begin{aligned} &\|\rho'_n\|_{L_\infty(n^{-10} < |t-x| < \varepsilon_n)} \\ &\leq C \|\rho'_n\|_{L_\infty(x \geq a_{\xi_n/2})} \\ &\leq C \sup_{x \in \mathbb{R}, x \geq a_{\xi_n/2}} |h_n w(x) + |Q'(x)w(x)|| \cdot \|wp_n\|_{L_\infty(\mathbb{R})} \\ &\leq C \sup_{x \in \mathbb{R}, x \geq a_{\xi_n/2}} w^{1/2}(x) \cdot \sup_{x \in \mathbb{R}, x \geq a_{\xi_n/2}} |h_n w^{1/2}(x) + |Q'(x)w^{1/2}(x)|| \cdot \|wp_n\|_{L_\infty(\mathbb{R})} \\ &\leq Ch_n w^{1/2}(a_{\xi_n/2}) \|wp_n\|_{L_\infty(\mathbb{R})} \quad (\text{because } |Q'w^{1/2}| \text{ and } w^{1/2} \text{ are bounded} \\ &\quad \text{and } h_n \rightarrow \infty) \\ &\leq Ch_n k_n w^{1/2}(a_{\xi_n/2}) \\ &\leq Ch_n k_n o(\exp(-n^{\alpha_2})) \text{ for some } \alpha_2 > 0, \end{aligned}$$

because $w^{1/2}(a_{\xi_n/2}) = O(\exp(-n^{\alpha_1}))$ for some $\alpha_1 > 0$.

Finally, for $|A_3|$, since $\varepsilon_n \sim a_n/T(a_n)$ and using

$$|(p_n w^2)'(x)| \leq C (|p'_n(x)w(x)| + |p_n(x)w(x)|) \quad \text{because } \|Q'w\|_{L_\infty(\mathbb{R})} < \infty,$$

we see

$$\|\rho'_n\|_{L_1(\mathbb{R})} = \|(p_n w^2)'\|_{L_1(\mathbb{R})} \leq C h_n \|p_n w\|_{L_1(\mathbb{R})} \sim h_n \delta_n^{1/2},$$

and so we have

$$|A_3| \leq \frac{1}{\varepsilon_n} \int_{\mathbb{R}} |\rho'_n(t)| dt \leq C \frac{T(a_n)}{a_n} \|\rho'_n\|_{L_1(\mathbb{R})} \leq C \frac{T(a_n)}{a_n} h_n \delta_n^{1/2}.$$

Then for $x \geq a_{\xi n}$

$$|q'_n(x)| \leq C \frac{T(a_n)}{a_n} h_n \delta_n^{1/2}.$$

Finally, for $x \leq a_{-\xi n}$ we proceed in almost the same way as for $x \geq a_{\xi n}$; the only difference is that we now obtain

$$|q'_n(x)| \leq C \frac{T(a_{-n})}{|a_{-n}|} h_n \delta_n^{1/2}.$$

Therefore, we can summarize the results as follows. For n large enough,

$$\begin{aligned} |q'_n(x)| &\leq C \times \begin{cases} C h_n \|w p_n\|_{L_\infty(\mathbb{R})} \log n, & a_{-\xi n} \leq x \leq a_{\xi n} \\ \frac{T(a_n)}{a_n} h_n \delta_n^{1/2}, & x \geq a_{\xi n} \\ \frac{T(a_{-n})}{|a_{-n}|} h_n \delta_n^{1/2}, & x \leq a_{-\xi n}. \end{cases} \\ &\sim \begin{cases} n^{7/6} \delta_n^{-5/6} \max \left\{ \frac{T(a_n)}{a_n}, \frac{T(a_{-n})}{|a_{-n}|} \right\}^{2/3} \log n, & a_{-\xi n} \leq x \leq a_{\xi n} \\ n a_n^{-1} T(a_n) \max \left\{ \frac{T(a_n)}{a_n}, \frac{T(a_{-n})}{|a_{-n}|} \right\}^{1/2}, & x \geq a_{\xi n} \\ n |a_{-n}|^{-1} T(a_{-n}) \max \left\{ \frac{T(a_n)}{a_n}, \frac{T(a_{-n})}{|a_{-n}|} \right\}^{1/2}, & x \leq a_{-\xi n}. \end{cases} \end{aligned}$$

□

We also need the following result, cf. [6, Lemma 3.1].

Lemma 4.4. *For the weights $\zeta_{jn}(\cdot)$ of the quadrature formula Q_n defined in (3.2), we have for $x \in \mathbb{R}$ and $1 \leq j \leq n$*

$$\zeta_{jn}(x) = \begin{cases} \frac{q_n(x_{j,n}) - q_n(x)}{(x_{j,n} - x) p'_n(x_{j,n})}, & \text{if } x \neq x_{j,n}, \\ \frac{q'_n(x_{j,n})}{p'_n(x_{j,n})}, & \text{if } x = x_{j,n}. \end{cases}$$

Proof. This result has been shown in [6, Lemma 3.1] for a narrower class of weight functions than the class under consideration here. However, the proof given there only exploits properties that are satisfied in the present situation too, and so it can be carried over directly. □

Theorem 4.5. *Let w be admissible. Let $x \in \mathbb{R}$, $n \geq 2$ and let $f \in \text{Lip}(\gamma, w)$ for some $\gamma > 0$. Let $P_{n-1}^* \in \mathcal{P}_{n-1}$ satisfy*

$$\|w(f - P_{n-1}^*)\|_{L_\infty(\mathbb{R})} = \inf_{P \in \mathcal{P}_{n-1}} \|w(f - P)\|_{L_\infty(\mathbb{R})} = E_{n-1}[f]_{w, \infty}.$$

Then, for $x \in \mathbb{R}$

$$|H_{w^2}[f - P_{n-1}^*; x]| \leq C(1 + n^{-2} w^{-1}(x)) E_{n-1}[f]_{w, \infty} \log n,$$

where C is a constant depending on w , but independent of f , n , and x .

Proof. We estimate:

$$|H_{w^2}[f - P_{n-1}^*; x]|.$$

Let $x \in \mathbb{R}$ and $0 < \varepsilon < \infty$. Then we have

$$\begin{aligned} & \left| \int_{|t-x| \geq \varepsilon} w^2(t) \frac{f(t) - P_{n-1}^*(t)}{t-x} dt \right| \\ & \leq CE_{n-1}[f]_{w, \infty} (\|w\|_{L_\infty(\mathbb{R})} \log \varepsilon^{-1}) \end{aligned}$$

and

$$\begin{aligned} & \int_{x-\varepsilon}^{x+\varepsilon} w^2(t) \frac{f(t) - P_{n-1}^*(t)}{t-x} dt \\ & = \int_{x-\varepsilon}^{x+\varepsilon} w^2(t) \frac{(f(t) - P_{n-1}^*(t)) - (f(x) - P_{n-1}^*(x))}{t-x} dt \\ & \quad + w(x)(f(x) - P_{n-1}^*(x)) \int_{x-\varepsilon}^{x+\varepsilon} \frac{w^2(t)}{w(x)} \frac{dt}{t-x}. \end{aligned}$$

Now, we see that because of the weighted Lipschitz condition on f ,

$$w(t) \frac{|(f(t) - P_{n-1}^*(t)) - (f(x) - P_{n-1}^*(x))|}{|t-x|^{\alpha^*}} \leq C\varepsilon^{-\gamma^*} E_{n-1}[f]_{w, \infty}$$

for some $\gamma^* \in (0, \gamma/2)$. Thus,

$$\begin{aligned} & \left| \int_{x-\varepsilon}^{x+\varepsilon} w^2(t) \frac{(f(t) - P_{n-1}^*(t)) - (f(x) - P_{n-1}^*(x))}{t-x} dt \right| \\ & \leq \|w\|_{L_\infty(\mathbb{R})} \\ & \quad \times \int_{x-\varepsilon}^{x+\varepsilon} w(t) \frac{|(f(t) - P_{n-1}^*(t)) - (f(x) - P_{n-1}^*(x))|}{|t-x|^{\gamma^*} |t-x|^{1-\gamma^*}} dt \\ & \leq C\varepsilon^{-\gamma^*} \|w\|_{L_\infty(\mathbb{R})} E_{n-1}[f]_{w, \infty} \int_0^\varepsilon y^{\gamma^*-1} dy \\ & \leq C\varepsilon^{-\gamma^*} \|w\|_{L_\infty(\mathbb{R})} E_{n-1}[f]_{w, \infty} \varepsilon^{\gamma^*} \\ (4.4) \quad & \leq C \|w\|_{L_\infty(\mathbb{R})} E_{n-1}[f]_{w, \infty}. \end{aligned}$$

Now, we estimate

$$\left| \int_{x-\varepsilon}^{x+\varepsilon} \frac{w^2(t)}{w(x)} \frac{dt}{t-x} \right|.$$

Using the mean value theorem, there exists t_x between t and x such that

$$\begin{aligned} & \left| \int_{x-\varepsilon}^{x+\varepsilon} \frac{w^2(t)}{w(x)} \frac{dt}{t-x} \right| = w^{-1}(x) \left| \int_{x-\varepsilon}^{x+\varepsilon} \frac{w^2(t) - w^2(x)}{t-x} dt \right| \\ & = w^{-1}(x) \left| \int_{x-\varepsilon}^{x+\varepsilon} -2Q'(t_x) w^2(t_x) dt \right| \\ (4.5) \quad & \leq Cw^{-1}(x) \|Q'w^2\|_{L_\infty(\mathbb{R})} \varepsilon \leq Cw^{-1}(x) \varepsilon. \end{aligned}$$

Therefore, we have by (4.4) and (4.5)

$$\begin{aligned} & \left| \int_{x-\varepsilon}^{x+\varepsilon} w^2(t) \frac{f(t) - P_{n-1}^*(t)}{t-x} dt \right| \\ & \leq C_1 \|w\|_{L_\infty(\mathbb{R})} E_{n-1}[f]_{w,\infty} + C_2 w^{-1}(x) \varepsilon E_{n-1}[f]_{w,\infty} \\ & \leq C (\|w\|_{L_\infty(\mathbb{R})} + \varepsilon w^{-1}(x)) E_{n-1}[f]_{w,\infty}. \end{aligned}$$

Consequently, we have taking $\varepsilon = n^{-2}$,

$$\begin{aligned} & |H_{w^2}[f - P_{n-1}^*; x]| \\ & = \left| \int_{\mathbb{R}} w^2(t) \frac{f(t) - P_{n-1}^*(t)}{t-x} dt \right| \\ & \leq \left| \int_{|t-x| \geq \varepsilon} w^2(t) \frac{f(t) - P_{n-1}^*(t)}{t-x} dt \right| + \left| \int_{x-\varepsilon}^{x+\varepsilon} w^2(t) \frac{f(t) - P_{n-1}^*(t)}{t-x} dt \right| \\ & \leq C E_{n-1}[f]_{w,\infty} (\|w\|_{L_\infty(\mathbb{R})} \ln \varepsilon^{-1}) \\ & \quad + C (\|w\|_{L_\infty(\mathbb{R})} + \varepsilon w^{-1}(x)) E_{n-1}[f]_{w,\infty} \\ & \leq C(1 + \varepsilon w^{-1}(x)) E_{n-1}[f]_{w,\infty} \ln \varepsilon^{-1} \\ & \leq C(1 + n^{-2} w^{-1}(x)) E_{n-1}[f]_{w,\infty} \ln n. \end{aligned}$$

□

Theorem 4.6. *Let w be admissible and assume that $0 < \mu_n \leq \min\{a_n \eta_n, |a_{-n}| \eta_{-n}\}$. Let $x \in \mathbb{R}$, n large enough and let $f \in \text{Lip}(\gamma, w)$ for some $\gamma > 0$. Then*

$$|R_n[f; x]| \leq C \{(1 + n^{-2} w^{-1}(x)) \log n + \gamma_n(x)\} E_{n-1}[f]_{w,\infty},$$

where

$$\gamma_n(x) := \|q_n\|_\infty \mu_n^{-1} \delta_n^{3/2} + \mu_n \begin{cases} A_n, & a_n(1 + C\eta_n) \leq x \leq 2a_n, \\ B_n, & a_{\xi_n} \leq x \leq a_n(1 + C\eta_n), \\ C_n, & a_{-\xi_n} \leq x \leq a_{\xi_n}, \\ D_n, & a_{-n}(1 + C\eta_{-n}) \leq x \leq a_{-\xi_n}, \\ E_n, & 2a_{-n} \leq x \leq a_{-n}(1 + C\eta_{-n}), \\ 0, & \text{otherwise.} \end{cases}$$

Proof. The proof of Theorem 4.6 is based on the fact that our quadrature formula Q_n is of interpolatory type, i.e., it is exact for all polynomials of degree $\leq n-1$. Thus,

$$\begin{aligned} |R_n[f; x]| & = |R_n[f - P_{n-1}^*; x]| \\ & \leq |H_{w^2}[f - P_{n-1}^*; x]| + \sum_{j=1}^n \frac{|\zeta_{jn}(x)|}{w(x_{j,n})} [w(x_{j,n}) |f(x_{j,n}) - P_{n-1}^*(x_{j,n})|], \end{aligned}$$

where P_{n-1}^* is the polynomial of the best uniform approximation for f from \mathcal{P}_{n-1} with respect to the weight function w . Hence, we now have to prove that

$$\sum_{j=1}^n \frac{|\zeta_{jn}(x)|}{w(x_{j,n})} \leq C \gamma_n(x).$$

Let $x > 0$. Assume $0 < \mu_n \leq C \min\{a_n \eta_n, |a_{-n}| \eta_{-n}\}$. Then

$$\sum_{j=1}^n \frac{|\zeta_{jn}(x)|}{w(x_{j,n})} = \sum_{\substack{j=1 \\ |x-x_{j,n}| > \mu_n}}^n \frac{|\zeta_{jn}(x)|}{w(x_{j,n})} + \sum_{\substack{j=1 \\ |x-x_{j,n}| \leq \mu_n}}^n \frac{|\zeta_{jn}(x)|}{w(x_{j,n})}.$$

For the first part, we have from Lemma 4.1(g), Lemma 4.1(h) and Lemma 4.4

$$\begin{aligned} & \sum_{\substack{j=1 \\ |x-x_{j,n}| > \mu_n}}^n \frac{|\zeta_{jn}(x)|}{w(x_{j,n})} \\ & \leq C \sum_{\substack{j=1 \\ |x-x_{j,n}| > \mu_n}}^n \frac{1}{w(x_{j,n})} \left| \frac{q_n(x_{j,n}) - q_n(x)}{(x_{j,n} - x)p'_n(x_{j,n})} \right| \\ & \leq C \|q_n\|_{\infty} \mu_n^{-1} \sum_{j=1}^n (x_{j,n} - x_{j+1,n}) |(x_{j,n} - a_{-n})(a_n - x_{j,n})|^{1/4} \\ & \leq C \|q_n\|_{\infty} \mu_n^{-1} \int_{[a_{-n}(1-C\eta_{-n}), a_n(1-C\eta_n)]} |(t - a_{-n})(a_n - t)|^{1/4} dt \\ & \leq C \|q_n\|_{\infty} \mu_n^{-1} \delta_n^{3/2} \int_{[-1,1]} (1 - u^2)^{1/4} dt \\ & \leq C \|q_n\|_{\infty} \mu_n^{-1} \delta_n^{3/2}. \end{aligned}$$

Now, we consider the second part:

$$\sum_{\substack{j=1 \\ |x-x_{j,n}| \leq \mu_n}}^n \frac{|\zeta_{jn}(x)|}{w(x_{j,n})}.$$

Case 1. $x \geq 2a_n$: We know that all the zeros of p_n are in the interval

$$[a_{-n}(1 - C\eta_{-n}), a_n(1 - C\eta_n)].$$

Then since

$$\frac{\eta_n^{-1}}{T(a_n)} = \left(n^2 \frac{a_n}{\delta_n T(a_n)} \right)^{1/3} = O(n^{\alpha_1}), \quad \text{for some } \alpha_1 > 0,$$

we have for some $\alpha_2, \alpha_3 > 0$

$$\begin{aligned} |x - x_{j,n}| & \geq a_n \geq \min \left\{ a_n, \frac{a_{2n} - a_n}{2} \right\} \\ & \geq C \frac{a_n}{T(a_n)} \geq O(n^{\alpha_2}) a_n \eta_n \geq O(n^{\alpha_3}) \mu_n. \end{aligned}$$

Therefore, we have shown that the second sum is empty.

For the other cases, by the mean value theorem, there exists $\xi_{j,n}$ between x and

$x_{j,n}$ such that

$$\begin{aligned} \sum_{\substack{j=1 \\ |x-x_{j,n}|<\mu_n}}^n \frac{|\zeta_{jn}(x)|}{w(x_{j,n})} &\leq C \sum_{\substack{j=1 \\ |x-x_{j,n}|<\mu_n}}^n \frac{1}{w(x_{j,n})} \left| \frac{q_n(x_{j,n}) - q_n(x)}{(x_{j,n} - x)p'_n(x_{j,n})} \right| \\ &\leq C \sum_{\substack{j=1 \\ |x-x_{j,n}|<\mu_n}}^n \left| \frac{q'_n(\xi_{j,n})}{p'_n(x_{j,n})w(x_{j,n})} \right|. \end{aligned}$$

Case 2. $a_n(1 - C\eta_n) \leq x \leq 2a_n$: Since $\mu_n \leq Ca_n\eta_n$, we have

$$\begin{aligned} |x - x_{j,n}| < \mu_n &\Rightarrow x - \mu_n < x_{j,n} \leq x + \mu_n \\ &\Rightarrow a_n(1 - C\eta_n) < x_{j,n} \leq x + \mu_n. \end{aligned}$$

Then we have

$$|(x_{j,n} - a_{-n})(a_n - x_{j,n})| \leq \delta_n a_n \eta_n,$$

and from (4.1)

$$|q'_n(\xi_{j,n})| \leq Cna_n^{-1}T(a_n) \max \left\{ \frac{T(a_n)}{a_n}, \frac{T(a_{-n})}{|a_{-n}|} \right\}^{\frac{1}{2}}.$$

Using Lemma 4.1(g) and Lemma 4.1(h), we have

$$\begin{aligned} &\sum_{\substack{j=1 \\ |x-x_{j,n}|<\mu_n}}^n \left| \frac{q'_n(\xi_{j,n})}{p'_n(x_{j,n})w(x_{j,n})} \right| \\ &\leq Cn^{\frac{5}{6}}\delta_n^{\frac{1}{3}}a_n^{-\frac{5}{6}}T^{\frac{5}{6}}(a_n) \max \left\{ \frac{T(a_n)}{a_n}, \frac{T(a_{-n})}{|a_{-n}|} \right\}^{\frac{1}{2}} \sum_{\substack{j=1 \\ |x-x_{j,n}|<\mu_n}}^n (x_{j,n} - x_{j+1,n}) \\ &\leq C\mu_n A_n. \end{aligned}$$

Case 3. $a_{\xi_n} \leq x \leq a_n(1 - C\eta_n)$: Similarly to Case 2, since $\mu_n \leq Ca_n\eta_n$, there exists $0 < \eta_1 < 1$ such that

$$\begin{aligned} |x - x_{j,n}| < \mu_n &\Rightarrow x - \mu_n < x_{j,n} \leq x + \mu_n \\ &\Rightarrow a_{\eta_1 n} < x_{j,n} \leq x + \mu_n \leq a_n(1 + C\eta_n). \end{aligned}$$

Then we have

$$|(x_{j,n} - a_{-n})(a_n - x_{j,n})| \leq \delta_n(a_n - a_{\eta_1 n}) \leq C\delta_n \frac{a_n}{T(a_n)},$$

and from (4.1)

$$|q'_n(\xi_{j,n})| \leq Cna_n^{-1}T(a_n) \max \left\{ \frac{T(a_n)}{a_n}, \frac{T(a_{-n})}{|a_{-n}|} \right\}^{\frac{1}{2}}.$$

Using Lemma 4.1(g) and Lemma 4.1(h), we have

$$\begin{aligned}
 & \sum_{\substack{j=1 \\ |x-x_{j,n}| < \mu_n}}^n \left| \frac{q'_n(\xi_{j,n})}{p'_n(x_{j,n})w(x_{j,n})} \right| \\
 & \leq Cn\delta_n^{\frac{1}{4}}a_n^{-\frac{3}{4}}T^{\frac{3}{4}}(a_n) \max \left\{ \frac{T(a_n)}{a_n}, \frac{T(a_{-n})}{|a_{-n}|} \right\}^{\frac{1}{2}} \sum_{\substack{j=1 \\ |x-x_{j,n}| < \mu_n}}^n (x_{j,n} - x_{j+1,n}) \\
 & \leq C\mu_n B_n.
 \end{aligned}$$

Case 4. $0 \leq x \leq a_{\xi_n}$: Since $\mu_n \leq |a_{-n}|\eta_{-n}$ and $\mu_n \leq a_n\eta_n$, there exist constants $L > 0$ and $0 < \eta_1, \eta_2 < 1$ independent of n with

$$\begin{aligned}
 |x - x_{j,n}| < \mu_n & \Rightarrow x - \mu_n < x_{j,n} \leq x + \mu_n \\
 & \Rightarrow a_{-n}\eta_{-n} < x_{j,n} \leq x + \mu_n \leq a_{\xi_n}(1 + L\eta_n) \leq a_{\eta_2 n} \\
 & \Rightarrow a_{-\eta_1 n} < x_{j,n} \leq x + \mu_n \leq a_{\eta_2 n}.
 \end{aligned}$$

Then we have

$$|(x_{j,n} - a_{-n})(a_n - x_{j,n})| \leq \delta_n(a_n - a_{\eta_1 n}) \leq \delta_n^2,$$

and from (4.1)

$$|q'_n(\xi_{j,n})| \leq Cn^{\frac{7}{6}}\delta_n^{-\frac{5}{6}} \max \left\{ \frac{T(a_n)}{a_n}, \frac{T(a_{-n})}{|a_{-n}|} \right\}^{\frac{2}{3}} \log n.$$

Using Lemma 4.1(g) and Lemma 4.1(h), we have

$$\begin{aligned}
 & \sum_{\substack{j=1 \\ |x-x_{j,n}| < \mu_n}}^n \left| \frac{q'_n(\xi_{j,n})}{p'_n(x_{j,n})w(x_{j,n})} \right| \\
 & \leq Cn^{\frac{7}{6}}\delta_n^{-\frac{1}{3}} \max \left\{ \frac{T(a_n)}{a_n}, \frac{T(a_{-n})}{|a_{-n}|} \right\}^{\frac{2}{3}} \log n \sum_{\substack{j=1 \\ |x-x_{j,n}| < \mu_n}}^n (x_{j,n} - x_{j+1,n}) \\
 & \leq C\mu_n C_n.
 \end{aligned}$$

Thus, we have for $x \geq 0$

$$\begin{aligned}
 \sum_{j=1}^n \frac{|\zeta_{jn}(x)|}{w(x_{j,n})} & \leq C_1 \|q_n\|_{\infty} \mu_n^{-1} \delta_n^{3/2} \\
 & \quad + C_2 \mu_n \times \begin{cases} A_n, & a_n(1 + C\eta_n) \leq x \leq \min\{\frac{d+a_n}{2}, 2a_n\} \\ B_n, & a_{\xi_n} \leq x \leq a_n(1 + C\eta_n) \\ C_n, & 0 \leq x \leq a_{\xi_n}, \\ 0, & \text{otherwise} \end{cases} \\
 & \leq C\gamma_n(x)
 \end{aligned}$$

Similarly, we have for $x \leq 0$

$$\begin{aligned} \sum_{j=1}^n \frac{|\zeta_{jn}(x)|}{w(x_{j,n})} &\leq C \|q_n\|_{\infty} \mu_n^{-1} \delta_n^{3/2} \\ &+ C \mu_n \times \begin{cases} E_n, & \max\{\frac{c+a-n}{2}, 2a-n\} \leq x \leq a-n(1+C\eta_{-n}) \\ D_n, & a-n(1+C\eta_{-n}) \leq x \leq a-\xi_n \\ C_n, & a-\xi_n \leq x \leq 0 \\ 0, & \text{otherwise} \end{cases} \\ &\leq C \gamma_n(x). \end{aligned}$$

Thus, we have

$$\begin{aligned} \sum_{j=1}^n \frac{|\zeta_{jn}(x)|}{w(x_{j,n})} [w(x_{j,n}) |f(x_{j,n}) - P_{n-1}^*(x_{j,n})|] &\leq C E_{n-1}[f]_{w,\infty} \sum_{j=1}^n \frac{|\zeta_{jn}(x)|}{w(x_{j,n})} \\ &\leq C E_{n-1}[f]_{w,\infty} \gamma_n(x). \end{aligned}$$

Consequently, we obtain using Theorem 4.5

$$\begin{aligned} |R_n[f; x]| &\leq |H_{w^2}[f - P_{n-1}^*; x]| + \sum_{j=1}^n \frac{|\zeta_{jn}(x)|}{w(x_{j,n})} [w(x_{j,n}) |f(x_{j,n}) - P_{n-1}^*(x_{j,n})|] \\ &\leq |H_{w^2}[f - P_{n-1}^*; x]| + C E_{n-1}[f]_{w,\infty} \sum_{j=1}^n \frac{|\zeta_{jn}(x)|}{w(x_{j,n})} \\ &\leq C_1(1 + n^{-2}w^{-1}(x)) E_{n-1}[f]_{w,\infty} \log n + C_2 E_{n-1}[f]_{w,\infty} \gamma_n(x) \\ &\leq C \{(1 + n^{-2}w^{-1}(x)) \log n + \gamma_n(x)\} E_{n-1}[f]_{w,\infty}. \end{aligned}$$

□

5. ESTIMATION OF THE FUNCTIONS OF THE SECOND KIND AND PROOF OF THEOREM 3.1

In this section, we provide the finished proof of Theorem 3.1 and we shall prove upper bounds for the Chebyshev norms of the functions of the second kind

$$q_n(x) := \int_{\mathbb{R}} \frac{p_n(t)w^2(t)}{t-x} dt, \quad x \in \mathbb{R}.$$

Specifically, Criscuolo et al. [3, Theorem 2.2(a)] have shown that for large enough n ,

$$(5.6) \quad \|q_n\|_{L_{\infty}(\mathbb{R})} \sim a_n^{-1/2}$$

if w^2 is a symmetric weight of smooth polynomial decrease for large argument that satisfies some mild additional smoothness conditions; cf. [3, Definition 2.1] for precise details. Our goal is to extend this result to a much larger class of weight functions.

We start with an alternative representation for q_n . Here, again we use the notation $\zeta_{jn}(\cdot)$ for the weights of the Gaussian quadrature formula with respect to the weight function w^2 associated to the node x_{jn} .

Lemma 5.1. *We have the following identities for $n \geq 1$.*

(a) If $x \neq x_{jn}$ for all j then

$$q_n(x) = p_n(x) \left(\int_{\mathbb{R}} \frac{w^2(t)}{t-x} dt - \sum_{j=1}^n \frac{\zeta_{jn}(x)}{x_{jn}-x} \right).$$

(b) For $j = 1, 2, \dots, n$ we have

$$q_n(x_{jn}) = \zeta_{jn} p_n'(x_{jn}).$$

(c) If $x \in (x_{\ell n}, x_{\ell-1, n})$ for some $2 \leq \ell \leq n$ then

$$|q_n(x)| \leq |p_n(x)| \left(\sum_{j=\ell-1}^{\ell} \frac{\zeta_{jn}(x)}{|x-x_{jn}|} + \left| \int_{x_{\ell n}}^{x_{\ell-1, n}} \frac{w^2(t)}{x-t} dt \right| \right).$$

(d) If $x > x_{1n}$ then

$$|q_n(x)| \leq |p_n(x)| \left(\frac{\zeta_{1n}}{|x-x_{1n}|} + \left| \int_{x_{1n}}^d \frac{w^2(t)}{x-t} dt \right| \right).$$

(e) If $x < x_{nn}$ then

$$|q_n(x)| \leq |p_n(x)| \left(\frac{\zeta_{nn}}{|x-x_{nn}|} + \left| \int_c^{x_{nn}} \frac{w^2(t)}{x-t} dt \right| \right).$$

Proof. Parts (a), (b), (c), and (d) are shown for a special class of weights in [3, eqs. (5.2), (5.3), (5.4) and (5.5)]. An inspection of the proof immediately reveals that no special properties of the weight functions are ever used in these proofs and thus the exact same methods of proof can be applied in our case. Part (e) can be shown by arguments analog to those of the proof of (d). \square

Our main result for this section then reads as follows.

Theorem 5.2. *We have uniformly for n large enough,*

$$(5.7) \quad \|q_n\|_{L^\infty(\mathbb{R})} \leq C \frac{1}{\delta_n^{1/4}} \max \left\{ \frac{T(a_n)}{a_n}, \frac{T(a_{-n})}{|a_{-n}|} \right\}^{1/4} \log n.$$

Proof. We first consider the case that $x \geq a_{n/2}$. Then we write

$$q_n(x) = \int_{\mathbb{R}} \frac{p_n(t)w^2(t)}{t-x} dt = I_1 + I_2 + I_3$$

where $\varepsilon_n = a_{n/2} - a_{n/4}$ and

$$\begin{aligned} I_1 &= \int_{|t-x| \geq \varepsilon_n} \frac{p_n(t)w^2(t)}{t-x} dt, \\ I_2 &= \int_{n^{-10} < |t-x| < \varepsilon_n} \frac{p_n(t)w^2(t)}{t-x} dt, \\ I_3 &= \int_{x-n^{-10}}^{x+n^{-10}} \frac{p_n(t)w^2(t)}{t-x} dt. \end{aligned}$$

It then follows that

$$\begin{aligned}
|I_1| &\leq C \frac{1}{\varepsilon_n^{1/4}} \int_{|t-x| \geq \varepsilon_n} |p_n(t)w^2(t)| dt \\
&\leq C \frac{1}{\varepsilon_n^{1/4}} \left\| \left(\frac{w(t)}{|t-x|^{3/4}} \right) \right\|_{L_{\frac{4}{3}}(|t-x| \geq \varepsilon_n)} \|p_n w\|_{L_4(I)} \\
&\leq C \left(\frac{T(a_n)}{a_n} \right)^{1/4} (\log n)^{3/4} \delta_n^{-\frac{1}{4}} (\log(n+1))^{\frac{1}{4}} \\
&\leq C \frac{1}{\delta_n^{1/4}} \max \left\{ \frac{T(a_n)}{a_n}, \frac{T(a_{-n})}{|a_{-n}|} \right\}^{1/4} \log n.
\end{aligned}$$

Here, we proceeded as follows: Since

$$\begin{aligned}
\int_{|t-x| \geq \varepsilon_n} \frac{w^{4/3}(t)}{|t-x|} dt &\leq \int_{|t-x| \geq 1} \frac{w^{4/3}(t)}{|t-x|} dt + \int_{\min\{\varepsilon_n, 1\} < |t-x| \leq 1} \frac{w^{4/3}(t)}{|t-x|} dt \\
&\leq C_1 + \int_{\min\{\varepsilon_n, 1\} < |t-x| \leq 1} \frac{1}{|t-x|} dt \\
&\leq C \log n,
\end{aligned}$$

we see

$$\left\| \left(\frac{w(t)}{|t-x|^{3/4}} \right) \right\|_{L_{\frac{4}{3}}(|t-x| \geq \varepsilon_n)} \leq C (\log n)^{3/4}.$$

Moreover,

$$\begin{aligned}
|I_2| &\leq \|p_n w\|_{L_\infty(\mathbb{R})} w(a_{n/4}) \int_{n^{-10} < |t-x| < a_{n/4}} \frac{dt}{t-x} \\
&\leq C \|p_n w\|_{L_\infty(\mathbb{R})} w(a_{n/4}) \log n \\
&\leq C \frac{1}{\delta_n^{1/4}} \max \left\{ \frac{T(a_n)}{a_n}, \frac{T(a_{-n})}{|a_{-n}|} \right\}^{1/4} \log n.
\end{aligned}$$

in view of the decay behaviour of $w(a_{n/4})$. Finally,

$$\begin{aligned}
|I_3| &= \left| \int_{x-n^{-10}}^{x+n^{-10}} \frac{p_n(t)w^2(t) - p_n(x)w^2(x)}{t-x} dt \right| \\
&\leq 2n^{-10} \|(p_n w^2)'\|_{L_\infty(I)} \\
&\leq C \frac{1}{\delta_n^{1/4}} \max \left\{ \frac{T(a_n)}{a_n}, \frac{T(a_{-n})}{|a_{-n}|} \right\}^{1/4} \log n,
\end{aligned}$$

using $\|Q'w\| < \infty$, and $|(p_n w^2)'| \leq C(|p_n'(x)w(x)| + |p_n(x)w'(x)|)$.

Thus we conclude that for $x \geq a_{n/2}$

$$|q_n(x)| \leq C \frac{1}{\delta_n^{1/4}} \max \left\{ \frac{T(a_n)}{a_n}, \frac{T(a_{-n})}{|a_{-n}|} \right\}^{1/4} \log n.$$

The bound for $x \leq a_{-n/2}$ follows by an analog argument.

It remains to show the required inequality for $a_{-n/2} \leq x \leq a_{n/2}$. We split up this case into a number of sub-cases. First, if $x = x_{jn}$ for some j , then we obtain

from Lemma 4.1(g) and Lemma 4.2 that

$$\begin{aligned} q_n(x_{jn}) &= \zeta_{jn}(x_{jn})p'_n(x_{jn}) \\ &\sim |(x_{j,n} - a_{-n})(a_n - x_{j,n})|^{-1/4}. \end{aligned}$$

In the remaining case, x does not coincide with any of the zeros of the orthogonal polynomial p_n . We only treat the case $x \geq 0$ explicitly; the case $x < 0$ can be handled in a similar fashion. In this situation, we have that $x \in (x_{\ell n}, x_{\ell-1,n})$ for some $\ell \in \{2, 3, \dots, n\}$, and therefore we may invoke the representation from Lemma 5.1(c). This yields

$$|q_n(x)| \leq \sum_{j=\ell-1}^{\ell} \frac{\zeta_{jn}(x)|p_n(x)|}{|x - x_{jn}|} + \left| p_n(x) \int_{x_{\ell n}}^{x_{\ell-1,n}} \frac{w^2(t)}{x-t} dt \right|$$

Here we first look at the two terms inside the summation operator. From Lemma 4.1 (i), Lemma 4.2 and Lemma 4.1(j) we have for $x \in (x_{j+1,n}, x_{j,n})$,

$$\begin{aligned} \frac{\zeta_{jn}(x)|p_n(x)|}{|x - x_{jn}|} &\leq Cw^{-1}(x)w^2(x_{j,n})|(x_{j,n} - a_{-n})(a_n - x_{j,n})|^{-1/4} \\ &\leq C \frac{1}{\delta_n^{1/4}} \max \left\{ \frac{T(a_n)}{a_n}, \frac{T(a_{-n})}{|a_{-n}|} \right\}^{1/4}. \end{aligned}$$

Moreover, the remaining term can be bounded as follows. We define

$$h := \min \left\{ \frac{1}{n} \sqrt{\frac{\delta_n a_n}{T(a_n)}}, x - x_{\ell n}, x_{\ell-1,n} - x \right\}$$

and write

$$\int_{x_{\ell n}}^{x_{\ell-1,n}} \frac{w^2(t)}{x-t} dt = I_4 + I_5 + I_6$$

where

$$\begin{aligned} I_4 &= \int_{x_{\ell n}}^{x-h} \frac{w^2(t)}{x-t} dt, \\ I_5 &= \int_{x-h}^{x+h} \frac{w^2(t)}{x-t} dt, \\ I_6 &= \int_{x+h}^{x_{\ell-1,n}} \frac{w^2(t)}{x-t} dt. \end{aligned}$$

Looking at I_5 first and using the definition of h and the monotonicity properties of w and Q' , we obtain

$$\begin{aligned} |I_5| &= \left| \int_{x-h}^{x+h} \frac{w^2(t) - w^2(x)}{x-t} dt \right| \leq 2h \|(w^2)'\|_{L_\infty[x-h, x+h]} \\ &\leq 4hw^2(x-h)Q'(x+h) \leq Cw^2(x_{\ell n}), \end{aligned}$$

because

$$|hQ'(x+h)| \leq C \frac{1}{n} \sqrt{\frac{\delta_n a_n}{T(a_n)}} Q'(a_n) \leq C.$$

Thus, we see by Lemma 4.1(b)

$$|p_n(x)| \cdot |I_5| \leq Cw^2(x_{\ell n})w^{-1}(x)|(x - a_{-n})(a_n - x)|^{-1/4}.$$

Moreover, we know that our function w is decreasing in $(0, \infty)$ and satisfies $w(x) \sim 1$ whenever x is confined to a fixed finite interval. Thus,

$$\begin{aligned} |I_4| &\leq Cw^2(x_{\ell n}) \int_{x_{\ell n}}^{x-h} \frac{dt}{x-t} = Cw^2(x_{\ell n}) \log \frac{x-x_{\ell n}}{h} \\ (5.8) \quad &\leq Cw^2(x_{\ell n}) \log \frac{x_{\ell-1,n} - x_{\ell n}}{h}. \end{aligned}$$

Another estimate for the quantity $|I_4|$ will also be useful later: We can see that

$$(5.9) \quad |I_4| \leq \frac{1}{h} \int_{x_{\ell n}}^d w^2(t) dt \leq \frac{1}{2hQ'(x_{\ell n})} \int_{x_{\ell n}}^d 2Q'(t)w^2(t) dt = \frac{w^2(x_{\ell n})}{2hQ'(x_{\ell n})}.$$

Using essentially the same arguments, we can provide corresponding bounds for $|I_6|$, viz.

$$(5.10) \quad |I_6| \leq Cw^2(x_{\ell n}) \log \frac{x_{\ell-1,n} - x_{\ell n}}{h}$$

and

$$(5.11) \quad |I_6| \leq \frac{w^2(x_{\ell n})}{2hQ'(x_{\ell n})}.$$

Now we recall that h was defined as the minimum of three quantities and we check with which of these quantities it coincides.

- If $h = \frac{1}{n} \sqrt{\frac{\delta_n a_n}{T(a_n)}}$ then we use eqs. (5.8), (5.10), Lemma 4.1 (b) and Lemma 4.1(j) to obtain

$$\begin{aligned} (|I_4| + |I_6|) \cdot |p_n(x)| &\leq Cw^2(x_{\ell n}) |p_n(x)| \log \left\{ (x_{\ell-1,n} - x_{\ell n}) n \sqrt{\frac{T(a_n)}{\delta_n a_n}} \right\} \\ &\leq Cw^2(x_{\ell n}) |p_n(x)| \log(T(a_n)) \\ &\leq Cw^2(x_{\ell n}) w^{-1}(x) |(x - a_{-n})(a_n - x)|^{-1/4} \log(T(a_n)) \\ &\leq Cw^2(x_{\ell n}) w^{-1}(x) \frac{1}{\delta_n^{1/4}} \max \left\{ \frac{T(a_n)}{a_n}, \frac{T(a_{-n})}{|a_{-n}|} \right\}^{1/4} \log n \end{aligned}$$

because we see from Lemma 4.1(h)

$$(x_{\ell-1,n} - x_{\ell n}) \sim \varphi_n(x) \leq C \frac{\sqrt{\delta_n a_n T(a_n)}}{n}.$$

- If $h = x - x_{\ell n}$ then we require the known bound

$$\left| \frac{p_n(x)w(x)}{x - x_{j_n}} \right| \leq C \varphi_n^{-1}(x_{j,n}) |(x_{j,n} - a_{-n})(a_n - x_{j,n})|^{-1/4}.$$

that holds uniformly for all j and all $x \in \mathbb{R}$ to derive that

$$\begin{aligned}
& (|I_4| + |I_6|) \cdot |p_n(x)| \\
& \leq Cw^2(x_{\ell_n})(x - x_{\ell_n})w^{-1}(x)\varphi_n^{-1}(x_{j,n}) \log \frac{x_{\ell-1,n} - x_{\ell_n}}{x - x_{\ell_n}} \\
& \quad \times |(x_{j,n} - a_{-n})(a_n - x_{j,n})|^{-1/4} \\
& \leq Cw^2(x_{\ell_n}) \frac{x - x_{\ell_n}}{x_{\ell-1,n} - x_{\ell_n}} w^{-1}(x) \log \frac{x_{\ell-1,n} - x_{\ell_n}}{x - x_{\ell_n}} \\
& \quad \times |(x_{j,n} - a_{-n})(a_n - x_{j,n})|^{-1/4} \\
& \leq Cw^2(x_{\ell_n})w^{-1}(x)|(x_{j,n} - a_{-n})(a_n - x_{j,n})|^{-1/4} \\
& \leq Cw^2(x_{\ell_n})w^{-1}(x) \frac{1}{\delta_n^{1/4}} \max \left\{ \frac{T(a_n)}{a_n}, \frac{T(a_{-n})}{|a_{-n}|} \right\}^{1/4} \log n.
\end{aligned}$$

where we used Lemma 4.1(h) about the spacing of the nodes x_{j_n} and Lemma 4.1(j).

- The final case $h = x_{\ell-1,n} - x$ is essentially the same as the previous one and leads to the same bounds.

Combining eq. (5.8) with the estimates for I_4 , I_5 and I_6 we thus obtain, for our range of x ,

$$\begin{aligned}
|q_n(x)| & \leq Cw^2(x_{\ell_n})w^{-1}(x) \frac{1}{\delta_n^{1/4}} \max \left\{ \frac{T(a_n)}{a_n}, \frac{T(a_{-n})}{|a_{-n}|} \right\}^{1/4} \log n \\
& \leq C \frac{1}{\delta_n^{1/4}} \max \left\{ \frac{T(a_n)}{a_n}, \frac{T(a_{-n})}{|a_{-n}|} \right\}^{1/4} \log n.
\end{aligned}$$

□

Proof of Theorem 3.1. Lemma 4.2 and Theorem 4.6 imply the result. □

Remark 5.3. *We guess that the factor of $\ln n$ may be made smaller in the upper bound above for large enough n when $T \sim 1$, i.e., when Q is of smooth polynomial growth for large argument. Indeed, the sequence ε_n then grows without bound uniformly for large enough n . When T grows without bound for large argument, i.e., when Q is of smooth faster than polynomial growth for large argument, this is not the case. See Lemma 4.1 (f3) and the proof of Theorem 4.3.*

6. NUMERICAL EXAMPLES

In this section, we provide some numerical results to illustrate our theoretical findings. As the algorithmic aspects regarding the concrete implementation are not within the main focus of this paper, we have relegated the discussion of such details to Appendix B.

In all our examples, we have chosen the Freud-type weight function $w = \exp(-Q)$ with the external field $Q(t) = t^4$.

Example 6.1. *The first example deals with the function $f(t) = \sin t$. We have computed the values of $H_{w^2}[f; x]$ numerically for $x \in \{0.01, 0.1, 0.5, 1, 2\}$. The approximation was done with our algorithm with n nodes, where $n \in \{1, 2, 3, \dots, 30\}$. In Figures 1–5, we plot the associated absolute errors versus the number of nodes. All plots have a logarithmic scale on the vertical axis. Note that not all values of n*

are included in all plots. This is due to the fact that, for larger values of n , the relative error was smaller than machine accuracy, so the errors were effectively zero in these cases, which precludes their inclusion into a logarithmic plot. The rapid (essentially exponential) decay of the errors as n increases is clearly evident.

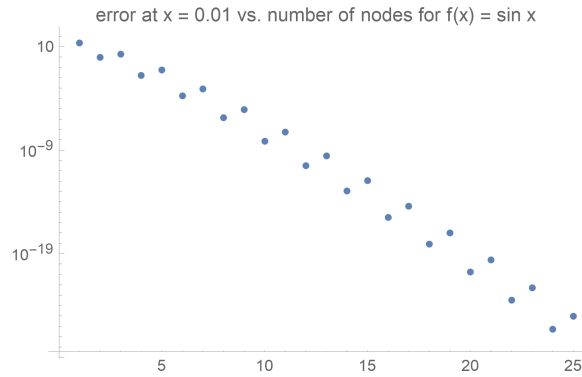


FIGURE 1. Absolute errors of $H_{w^2}[f; x]$ when computed by our algorithm vs. the number n of nodes for $f(t) = \sin t$ and $x = 0.01$.

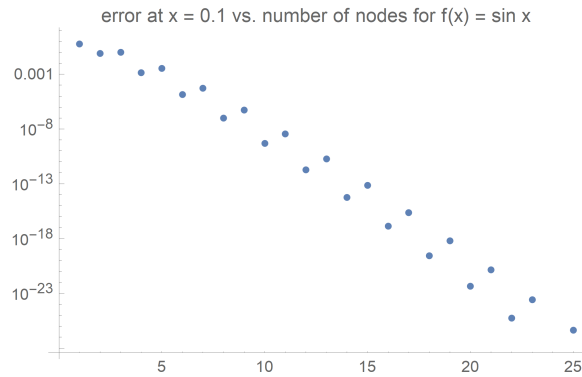


FIGURE 2. Absolute errors of $H_{w^2}[f; x]$ when computed by our algorithm vs. the number n of nodes for $f(t) = \sin t$ and $x = 0.1$.

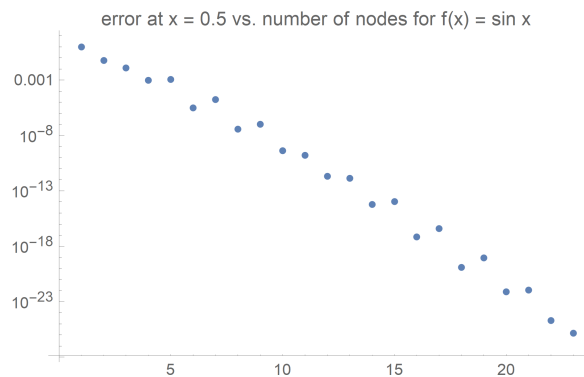


FIGURE 3. Absolute errors of $H_{w^2}[f; x]$ when computed by our algorithm vs. the number n of nodes for $f(t) = \sin t$ and $x = 0.5$.

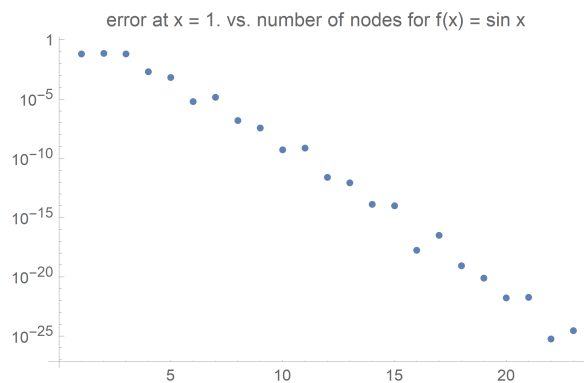


FIGURE 4. Absolute errors of $H_{w^2}[f; x]$ when computed by our algorithm vs. the number n of nodes for $f(t) = \sin t$ and $x = 1$.

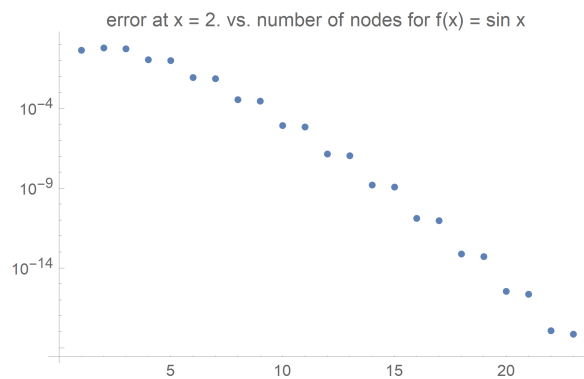


FIGURE 5. Absolute errors of $H_{w^2}[f; x]$ when computed by our algorithm vs. the number n of nodes for $f(t) = \sin t$ and $x = 2$.

Example 6.2. *The second example is very similar to the first one, the only change being that we now use the function $f(t) = \log(1 + t^2)$. For this example, we can observe the same very good convergence properties as in Example 6.1, see Figures 6–10.*

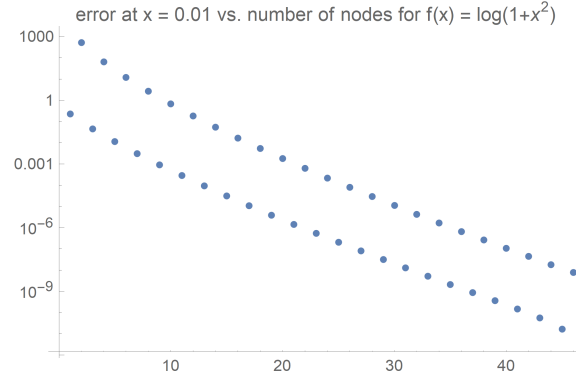


FIGURE 6. Absolute errors of $H_{w^2}[f; x]$ when computed by our algorithm vs. the number n of nodes for $f(t) = \log(1 + t^2)$ and $x = 0.01$.

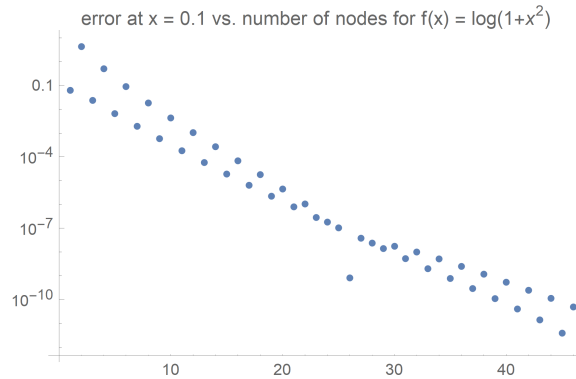


FIGURE 7. Absolute errors of $H_{w^2}[f; x]$ when computed by our algorithm vs. the number n of nodes for $f(t) = \log(1 + t^2)$ and $x = 0.1$.

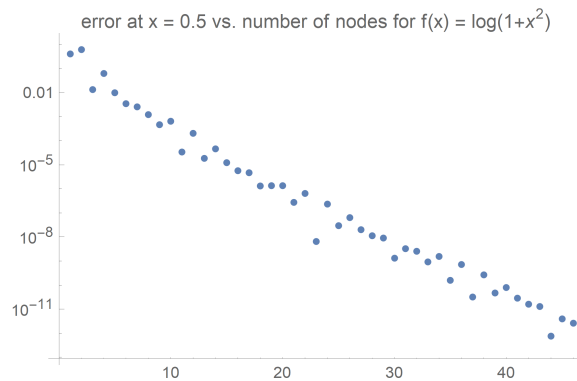


FIGURE 8. Absolute errors of $H_{w^2}[f; x]$ when computed by our algorithm vs. the number n of nodes for $f(t) = \log(1 + t^2)$ and $x = 0.5$.

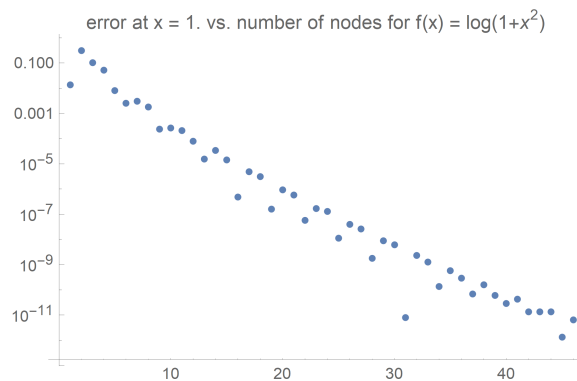


FIGURE 9. Absolute errors of $H_{w^2}[f; x]$ when computed by our algorithm vs. the number n of nodes for $f(t) = \log(1 + t^2)$ and $x = 1$.

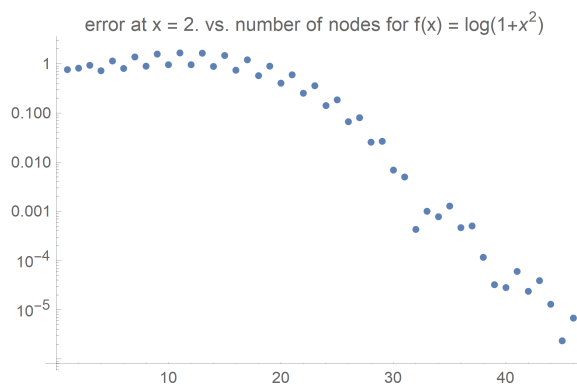


FIGURE 10. Absolute errors of $H_{w^2}[f; x]$ when computed by our algorithm vs. the number n of nodes for $f(t) = \log(1 + t^2)$ and $x = 2$.

APPENDIX A. SOME NEEDED POTENTIAL THEORETICAL BACKGROUND

In order to understand the deep differences in the problems we consider in this paper to those studied in our papers [6–9] and the complexities involved from moving from the results of [6–9] to those in this paper, we believe it useful to add the following last section as an appendix. The fundamental weighted energy problem on the real line:

Let Σ be a closed set on the real line and $w = \exp(-Q) : \Sigma \rightarrow [0, \infty)$ be an upper semi-continuous weight function on Σ with external field Q that is positive on a set of positive linear Lebesgue measure. If Σ is unbounded, we assume that

$$\lim_{|x| \rightarrow \infty, x \in \Sigma} (Q(x) - \log(x)) = \infty.$$

Fix Σ and Q and consider

$$\inf_{\mu} \left(\iint \log \frac{1}{|x-t|} d\mu(x) d\mu(t) + 2 \int Q d\mu \right)$$

where the infimum is taken over all positive Borel measures μ with the support of μ , $\text{supp}(\mu)$ in Σ and with $\mu(\Sigma) = 1$. The infimum is attained by a unique minimizer μ_w . Let

$$V^{\mu_w}(x) = \int \log \left(\frac{1}{|x-t|} \right) d\mu_w(t), \quad x \in \mathbb{R}$$

be the logarithmic potential for μ_w . Then the following variational inequalities hold:

$$(A.1) \quad \begin{aligned} V^{\mu_w}(x) + Q(x) &\geq F_w \quad \text{q.e.} \quad x \in \Sigma \\ V^{\mu_w}(x) + Q(x) &= F_w \quad \text{q.e.} \quad x \in \text{supp}(\mu_w) \end{aligned}$$

Here, F_w is a constant and q.e. (quasi everywhere) means, with the exception of a set of logarithmic capacity zero.

The support of μ_w is one of the most important and fundamental quantities to determine the minimizer μ_w , an extremely important and challenging problem which appears in diverse areas in mathematics and physics such as orthogonal polynomials, random matrix theory, combinatorics, approximation theory, electron configurations on conductors, integrable systems, number theory and many more. When Q is identically zero, the support of μ_w typically "lives" close to the boundary of the set Σ but when Q is no longer identically zero, the support of μ_w depends heavily on Q for example, its regularity and smoothness and can be quite arbitrary. The more complicated support of μ_w in the case of the work in this paper compared to the support of μ_w in our papers [6–9], is one important reason why the research in the current paper differs from our previous work in [6–9] so substantially.

A.1. The case $\Sigma = \mathbb{R}$ and one interval: Q even. The research on orthogonal polynomials, their zeroes and associated Christoffel functions, as used as critical tools in our papers [6–9], was developed by Lubinsky and Levin [19]. In particular, if Q is even, Q' exists in $(0, \infty)$ and xQ' increasing on $(0, \infty)$ and positive there, the support of μ_w is given in Remark 2.3.

A.2. The case $\Sigma = \mathbb{R}$ and one interval. Here, Lubinsky and Levin in their classic monograph [19], established remarkable research on orthogonal polynomials, their zeroes and Christoffel functions to allow for the research in this paper. See Sections (2-5). In particular, under hypotheses on Q such as given in Definition 2.1, the support of μ_w is given as in Definition 2.2.

A.3. The case $\Sigma = \mathbb{R}$. Deift and his collaborators in their papers [12–14] studied the support of μ_w for smooth Q , for example polynomials and obtained many term asymptotics for the associated orthogonal polynomials and their zeroes. We did not use their research in this paper and leave that for future work. In this case, the support of μ_w typically need not be one interval; indeed it often splits into a finite number of intervals (sometimes with gaps) with endpoints described often using tools such as Riemann Hilbert problems.

A.4. Some other cases. Damelin, Benko, Dragnev, Kuijlaars, Deift, Olver [2, 10, 11, 26, 27] and many others have studied cases of Q and Σ where the support μ_w splits into a finite number of intervals (often with gaps) and with endpoints not necessarily known. Lubinsky and Levin have in recent years established remarkable results on asymptotics of orthogonal polynomials, their zeroes and Christoffel functions under very mild conditions on Q and on various sets Σ . We do not use their research in this paper. See [20, 21].

In summary, descriptions of supports of minimizers for logarithmic energy variational problems such as (6.1) (and we do not discuss other kernels!) and associated research on their orthogonal polynomials, zeros and Christoffel functions for different Q is a huge area of research in many areas of mathematics and physics. In particular, and in this regard, our results and methods in this paper, generalize, highly non-trivially our work in [6–9].

APPENDIX B. COMMENTS ON THE NUMERICAL METHOD

In this appendix we collect some information that is helpful in the construction and implementation of the numerical algorithm for the quadrature formula (3.2) required for the numerical examples presented in Section 6. To avoid excessive technical complications, the discussion here will not cover the very general weight functions investigated in the main part of the paper. Rather, we will restrict our attention to the special case discussed in Section 6, i.e. we shall assume throughout this appendix that w is the Freud-type weight given by

$$(B.1) \quad w(t) = \exp(-Q(t)) \quad \text{with} \quad Q(t) = t^4$$

for $t \in \mathbb{R}$. Furthermore, as indicated in Section 6, the algorithmic aspects are not the main point of this more theoretically oriented paper. Therefore, we emphasize here that the description below is also rather theoretical and does not include issues like the numerical stability of the approach. It is well known that this is a highly nontrivial matter that, however, needs to be discussed elsewhere.

The main observation in the present context is that, in view of eq. (3.3), the construction of the formula $Q_n[f; x]$ requires the following ingredients:

- (1) We need to be able to compute the Lagrange interpolation polynomial $L_n[f]$ for the given function f . In view of the well known general relation

$$(B.2) \quad L_n[f](t) = \sum_{j=1}^n f(x_{j,n}) \prod_{\substack{k=1 \\ k \neq j}}^n \frac{t - x_{k,n}}{x_{j,n} - x_{k,n}},$$

this means that we need to know the location of the nodes $x_{j,n}$ ($j = 1, 2, \dots, n$), i.e. the zeros of the orthonormal polynomials $p_n = p_n(w^2, \cdot)$ with respect to the weight function w^2 .

- (2) In the second step, it is necessary to apply the weighted Hilbert transform operator H_{w^2} to this interpolation polynomial. In view of the linearity of the Hilbert transform, this demands the knowledge of the values of $H_{w^2}[\pi_k; x]$ for $k = 0, 1, 2, \dots, n$ where $\pi_k(t) = t^k$ is the k th monomial.

We shall now describe how this information can be obtained.

B.1. The moments of the weight function w^2 . It turns out that, for both required items, it is necessary to compute the moments

$$(B.3) \quad \mu_k := \int_{-\infty}^{\infty} w^2(t) t^k dt$$

of the given weight function w^2 for $k = 0, 1, 2, \dots, 2n$, so this is our first result. Indeed, we can see that

$$(B.4) \quad \mu_k = \begin{cases} 0 & \text{if } k \text{ is odd,} \\ 2^{-(k+5)/4} \cdot \Gamma\left(\frac{k+1}{4}\right) & \text{if } k \text{ is even,} \end{cases}$$

where Γ denotes Euler's Gamma function. The result for odd values of k immediately follows from a symmetry argument because the weight function w^2 is even, and the result for even values of k can be obtained by a symbolic integration using a computer algebra package like Mathematica [29].

B.2. The nodes of the interpolation operator L_n . As indicated above, the nodes of the interpolation operator L_n are the zeros of the orthonormal polynomial $p_n(w^2, \cdot)$. To determine these values, we follow a strategy outlined in [17]. Specifically, we consider the orthogonal polynomials $\tilde{p}_n(w^2, \cdot)$ for the weight function w^2 that, instead of being normalized according to (3.1), are normalized such that their leading coefficient is 1. Clearly, this means that, for each n , there exists some real number C_n such $p_n(w^2, x) = C_n \tilde{p}_n(w^2, x)$ holds for all $x \in \mathbb{R}$, and hence the zeros of $p_n(w^2, \cdot)$ coincide with those of $\tilde{p}_n(w^2, \cdot)$. It is then a well known general property of orthogonal polynomials that there exist real numbers α_k, β_k ($k = 0, 1, 2, \dots$) depending on the weight function w^2 such that the polynomials $\tilde{p}_n(w^2, \cdot)$ satisfy the three-term recurrence relation

$$(B.5a) \quad \tilde{p}_{k+1}(w^2, t) = (t - \alpha_k) \tilde{p}_k(w^2, t) - \beta_k \tilde{p}_{k-1}(w^2, t) \quad k = 0, 1, 2, \dots$$

with starting values

$$(B.5b) \quad \tilde{p}_0(w^2, t) = 1 \quad \text{and} \quad \tilde{p}_{-1}(w^2, t) = 0,$$

cf., e.g., [17, eq. (1.3)]. From [17, Section 6.1] we can then conclude that the desired zeros of the polynomial $\tilde{p}_n(w^2, \cdot)$ (and hence also the zeros of $p_n(w^2, \cdot)$, i.e.

the required interpolation nodes) are the eigenvalues of the tridiagonal matrix

$$M_n = \begin{pmatrix} \alpha_0 & \sqrt{\beta_1} & & & \\ \sqrt{\beta_1} & \alpha_1 & \sqrt{\beta_2} & & \\ & \ddots & \ddots & \ddots & \\ & & \sqrt{\beta_{n-2}} & \alpha_{n-2} & \sqrt{\beta_{n-1}} \\ & & & \sqrt{\beta_{n-1}} & \alpha_{n-1} \end{pmatrix}.$$

So, to compute the interpolation nodes, we have to find the entries of the matrix M_n and then calculate its eigenvalues.

For the former step, we must determine the values α_k and β_k . To this end, we first note that, in our case,

$$\alpha_k = 0 \quad \text{for all } k;$$

this follows because the weight function w^2 that we have chosen is even. For the β_k , we use the bootstrap method (also known as the Stieltjes procedure) described in [17, Section 4.1] that can be formulated in the following way:

- Set $\beta_0 = \int_{-\infty}^{\infty} w^2(t) dt = \mu_0$ (which is known from eq. (B.4)).
- For $k = 0, 1, 2, \dots, n-1$:
 - Compute $\tilde{p}_{k+1}(w^2, \cdot)$ by means of eq. (B.5a).
 - Compute

$$(B.6) \quad \beta_{k+1} = \frac{\int_{-\infty}^{\infty} w^2(t) (\tilde{p}_{k+1}(w^2, t))^2 dt}{\int_{-\infty}^{\infty} w^2(t) (\tilde{p}_k(w^2, t))^2 dt}.$$

Note that the computation of the integrals in eq. (B.6) is technically possible because the coefficients of the polynomials $p_\ell(w^2, \cdot)$ ($\ell = k, k+1$) in the integrands have already been computed, so the squares of these polynomials can be computed as well, and therefore these integrals can be expressed as linear combinations of the known moments μ_ℓ with known coefficients.

It then remains to compute the eigenvalues of M_n . In view of the tridiagonal structure of M_n , this is a straightforward process in numerical linear algebra; the QR method, for example, is a reliable, stable and efficient method to accomplish this goal.

B.3. Evaluation of $H_{w^2}[L_n; x]$. We now have all the components of the right-hand side of eq. (B.2) available, and so we can compute the interpolation polynomial $L_n[f]$ and express it in the canonical form

$$L_n[f](t) = \sum_{k=0}^{n-1} \lambda_{kn}[f] t^k$$

with certain coefficients $\lambda_{kn}[f]$ that depend on the given function f . It then follows that

$$H_{w^2}[L_n; x] = \int_{-\infty}^{\infty} w^2(t) \frac{L_n[f](t)}{t-x} dt = J_1[f](x) + L_n[f](x) J_2(x)$$

where

$$J_1[f](x) = \int_{-\infty}^{\infty} w^2(t) \frac{L_n[f](t) - L_n[f](x)}{t-x} dt$$

and

$$J_2(x) = \int_{-\infty}^{\infty} w^2(t) \frac{1}{t-x} dt.$$

For $J_1[f](x)$, we see for any $x \in \mathbb{R}$ that

$$\begin{aligned} J_1[f](x) &= \int_{-\infty}^{\infty} w^2(t) \frac{\sum_{k=0}^{n-1} \lambda_{kn}[f] t^k - \sum_{k=0}^{n-1} \lambda_{kn}[f] x^k}{t-x} dt \\ &= \int_{-\infty}^{\infty} w^2(t) \sum_{k=1}^{n-1} \lambda_{kn}[f] \frac{t^k - x^k}{t-x} dt \\ &= \int_{-\infty}^{\infty} w^2(t) \sum_{k=1}^{n-1} \lambda_{kn}[f] \sum_{\ell=0}^{k-1} t^\ell x^{k-\ell-1} dt \\ &= \sum_{k=1}^{n-1} \lambda_{kn}[f] \sum_{\ell=0}^{k-1} x^{k-\ell-1} \mu_\ell \end{aligned}$$

which can be evaluated with the help of eq. (B.4).

For the integral $J_2(x)$, we first note that, owing to the fact that w^2 is an even function, J_2 is an odd function. Therefore, $J_2(0) = 0$ and $J_2(x) = -J_2(-x)$ for all $x < 0$. Hence it suffices to explicitly consider the computation of $J_2(x)$ for $x > 0$; the remaining cases can be covered by symmetry arguments. In this case we can use the fact that our specific application uses $w^2(t) = \exp(-2t^4)$, cf. eq. (B.1), and argue as follows:

$$J_2(x) = \int_{-\infty}^0 \frac{\exp(-2t^4)}{t-x} dt + \int_0^{\infty} \frac{\exp(-2t^4)}{t-x} dt = J_{21}(x) + J_{22}(x),$$

say, where (using the substitution $t = -u^{1/4}$ in the first step and the symbolic integration capabilities of Mathematica [29] in the last one)

$$\begin{aligned} J_{21}(x) &= \int_{-\infty}^0 \frac{\exp(-2t^4)}{t-x} dt \\ &= \frac{1}{4} \int_0^{\infty} \frac{\exp(-2u)}{-u - xu^{3/4}} du \\ &= \frac{1}{4} \int_0^{\infty} \exp(-2u) \left[\frac{1}{x^3 u^{1/4}} - \frac{1}{x^2 u^{1/2}} + \frac{1}{xu^{3/4}} - \frac{1}{x^3(x+u^{1/4})} \right] du \\ &= \frac{\Gamma(3/4)}{2^{11/4} x^3} + \frac{\Gamma(1/4)}{2^{9/4} x} \\ &\quad + \exp(-2x^4) \left[\frac{\pi i}{4} \operatorname{erf}(i\sqrt{2}x^2) - \frac{1}{4} \operatorname{Ei}(2x^4) - \frac{\pi i}{2} \right. \\ &\quad \left. + \frac{3\sqrt{2}}{128} (-1+i) \Gamma\left(-\frac{1}{4}\right) \Gamma\left(-\frac{3}{4}, -2x^4\right) \right. \\ &\quad \left. - \frac{\sqrt{2}}{8} (1+i) \Gamma\left(\frac{5}{4}\right) \Gamma\left(-\frac{1}{4}, -2x^4\right) \right]. \end{aligned}$$

In this formula, i is the imaginary unit, erf denotes the error function, Ei is the exponential integral, and $\Gamma(\cdot, \cdot)$ is the incomplete Gamma function. Note that, as one may expect since $J_{21}(x)$ is the integral of a real valued function over a real

interval, all the imaginary parts of the components of the final expression for $J_{21}(x)$ cancel each other, and so the result is purely real.

Finally, using the substitution $t = u^{1/4}$ in the first step and once again the symbolic integration capabilities of Mathematica in the last one, we find

$$\begin{aligned} J_{22}(x) &= \int_0^\infty \frac{\exp(-2t^4)}{t-x} dt \\ &= \frac{1}{4} \int_0^\infty \frac{\exp(-2u)}{u-xu^{3/4}} du \\ &= \frac{1}{4} \int_0^\infty \exp(-2u) \left[-\frac{1}{x^3 u^{1/4}} - \frac{1}{x^2 u^{1/2}} - \frac{1}{xu^{3/4}} + \frac{1}{x^3(u^{1/4}-x)} \right] du \\ &= -\frac{\sqrt{2}\pi}{8x^2} - \frac{\Gamma(3/4)}{2^{11/4}x^3} - \frac{\Gamma(1/4)}{2^{9/4}x} - \frac{\pi}{2x^4} G_{8,9}^{5,4} \left(\begin{matrix} 1/4, 1/2, 3/4, 1, 1/8, 3/8, 5/8, 7/8 \\ 1/4, 1/2, 3/4, 1, 1, 1/8, 3/8, 5/8, 7/8 \end{matrix} \middle| 2x^4 \right) \end{aligned}$$

where $G_{8,9}^{5,4}$ is a member of the class of Meijer's G -functions (see, e.g., [1]).

Combining all the results listed in Appendix B, we can implement the algorithm used for computing the numerical results of Section 6.

ACKNOWLEDGEMENT

The authors acknowledge the enormous contributions of Hee Sun Jung to the work in this paper. The authors thank Doron Lubinsky for his support for this work, Sheehan Olver for his helpful advice regarding some of the special functions occurring in the paper, and two anonymous referees for constructive and useful comments which helped improve the paper.

DECLARATION OF INTEREST STATEMENT

The authors report there are no competing interests to declare.

REFERENCES

- [1] R. Beals and J. Szmigielski, *Meijer G -functions: A gentle introduction*, Notices Am. Math. Soc., **60** (2013), 866–872.
- [2] D. Benko, S. B. Damelin and P. Dragnev, *On the support of the equilibrium measure for arcs of the unit circle and real intervals*, Electron. Trans. Numer. Anal., **25** (2006), 27–40.
- [3] G. Criscuolo, B. Della Vecchia, D. S. Lubinsky and G. Mastroianni, *Functions of the second kind for Freud weights and series expansions of Hilbert transforms*, J. Math. Anal. Appl., **189** (1995), 256–296.
- [4] G. Criscuolo and G. Mastroianni, *On the convergence of an interpolatory product rule for evaluating Cauchy principal value integrals*, Math. Comput., **48** (1987), 725–735.
- [5] S. B. Damelin, *On the maximum modulus of weighted polynomials in the plane, a theorem of Rakhmanov, Mhaskar and Saff revisited*, J. Comput. Appl. Math., **155** (2003), 455–459.
- [6] S. B. Damelin and K. Diethelm, *Interpolatory product quadratures for Cauchy principal value integrals with Freud weights*, Numer. Math., **83** (1999), 87–105.
- [7] S. B. Damelin and K. Diethelm, *Boundedness and uniform numerical approximation of the weighted Hilbert transform on the real line*, Numer. Funct. Anal. Optim., **22** (2001), 13–54.
- [8] S. B. Damelin and K. Diethelm, *Numerical approximation and stability of singular integral equations for Freud exponential weights on the line*, J. Integral Equations Appl., **16** (2004), 273–292.
- [9] S. B. Damelin and K. Diethelm, *Weighted polynomial approximation and Hilbert transforms: Their connections to the numerical solution of singular integral equations*, in *Proceedings of the 4th International Conference on Dynamic Systems and Applications*. Dynamic Publishers, Atlanta (2004), 20–26.

- [10] S. B. Damelin, P. Dragnev and A. Kuijlaars, *The support of the equilibrium measure for a class of external fields on a finite interval*, Pac. J. Math., **199** (2001), 303–321.
- [11] S. B. Damelin and A. Kuijlaars, *The support of the extremal measure for monomial external fields on $[-1, 1]$* , Trans. Amer. Math. Soc., **351** (1999), 4561–4584.
- [12] P. Deift, *Orthogonal Polynomials and Random Matrices: A Riemann-Hilbert Approach*, Amer. Math. Soc., Providence, 2000.
- [13] P. Deift, T. Kriecherbauer, K. T.-R. McLaughlin, S. Venakides and X. Zhou, *Strong asymptotics of orthogonal polynomials with respect to exponential weights*, Commun. Pure Appl. Math., **52** (1999), 1491–1552.
- [14] P. Deift, T. Kriecherbauer, K. T.-R. McLaughlin, S. Venakides and X. Zhou, *Strong asymptotics of orthogonal polynomials with respect to varying exponential weights and applications to universality questions in random matrix theory*, Comm. Pure Appl. Math., **52** (1999), 1335–1425.
- [15] K. Diethelm, *Gaussian quadrature formulae of the third kind for Cauchy principal value integrals: Basic properties and error estimates*, J. Comput. Appl. Math., **65** (1995), 97–114.
- [16] K. Diethelm, *The order of convergence of modified interpolatory quadratures for singular integrals of Cauchy type*, Z. Angew. Math. Mech., **75** (1995), S621–S622.
- [17] W. Gautschi, *Algorithm 726: ORTHPOL — A package of routines for generating orthogonal polynomials and Gauss-type quadrature rules*, ACM Trans. Math. Software, **20** (1994), 21–62.
- [18] A. I. Kalandiya, *Mathematical Methods of Two Dimensional Elasticity*, 1st english ed., Mir, Moscow, 1975.
- [19] E. Levin and D. S. Lubinsky, *Orthogonal Polynomials for Exponential Weights*, Springer, New York, 2001.
- [20] E. Levin and D. S. Lubinsky, *Bounds and Asymptotics for Orthogonal Polynomials for Varying Weights*, Springer, Berlin, 2018.
- [21] E. Levin and D. S. Lubinsky, *Asymptotics of orthogonal polynomials and separation of their zeros*, to appear in Journal of Approximation Theory.
- [22] D. S. Lubinsky, *A survey of weighted polynomial approximation with exponential weights*, Surv. Approx. Theory, **3** (2007), 1–105.
- [23] D. S. Lubinsky and D. M. Matjila, *Full quadrature sums for p th powers of polynomials with Freud weights*, J. Comput. Appl. Math., **60** (1995), 285–296.
- [24] H. N. Mhaskar, *Introduction to the Theory of Weighted Polynomial Approximation*, World Scientific, Singapore, 1996.
- [25] G. Monegato, *On the weights of certain quadratures for the numerical evaluation of Cauchy principal value integrals and their derivatives*, Numer. Math. **50** (1987), 273–281.
- [26] S. Olver, *Computation of equilibrium measures*, J. Approx. Theory, **163** (2011), 1185–1207.
- [27] S. Olver, *A general framework for solving Riemann–Hilbert problems numerically*, Numer. Math., **122** (2012), 305–340.
- [28] W. E. Smith, I. H. Sloan and A. H. Opie, *Product integration over infinite intervals I: Rules based on the zeros of Hermite polynomials*, Math. Comput. **40** (1983), 519–535.
- [29] Wolfram Research, *Mathematica*, Version 12.0. <https://www.wolfram.com/mathematica/> Champaign, 2019.

DEPARTMENT OF MATHEMATICS, THE UNIVERSITY OF MICHIGAN, 2074 EAST HALL, 530 CHURCH STREET, ANN ARBOR, MI, 48109, USA

Email address: damelin@umich.edu

FAKULTÄT ANGEWANDTE NATUR- UND GEISTESWISSENSCHAFTEN, HOCHSCHULE WÜRZBURG-SCHWEINFURT, IGNAZ-SCHÖN-STR. 11, 97421 SCHWEINFURT, GERMANY

Email address: kai.diethelm@fhws.de