

On an electro-neutral model of dynamic Poisson-Nernst-Planck system

Zilong Song, Xiulei Cao, Huaxiong Huang

York University

(Dated: December 14, 2024)

A systematic asymptotic study is conducted for the dynamic Poisson-Nernst-Planck (PNP) system, that describes the transport of ions. One intriguing feature of this system is the presence of a thin boundary/Debye layer, and this presents significant challenges on numerical computation and on deriving macroscopic continuum models for cellular structures from microscopic description. This work mainly focuses on the one-dimensional system, including the general multi-ion case. We manage to derive an electro-neutral (EN) system for the bulk region, with a variety of effective boundary conditions reduced from original ones. Then, this EN system can be solved directly and efficiently without calculating the solution in boundary layer. The derivation is based on matched asymptotics, and the key idea is to bring back some higher order contributions into effective boundary conditions. For flux boundary conditions, these effective conditions are physically incorrect to omit such contributions, which account for accumulation of ions in boundary layer; while for Dirichlet boundary conditions, they can be considered as generalization of continuity of electrochemical potential. The validity of the EN system is verified by a number of numerical examples. Particularly, we have derived an EN model for neuronal axon by combining with the Hodgkin-Huxley model, and demonstrated the phenomenon of action potential. The computational time is significantly reduced, since it needs less mesh points and allows relatively large time step.

I. INTRODUCTION

The Poisson-Nernst-Planck (PNP) system describes the transport of ions under the influence of both an ionic concentration gradient and an electric field. It is essentially a system coupling diffusion and electrostatics, and the nonlinearity comes from the drift effect of electric field on ions. Such a system and its variants have found extensive and successful applications in biological systems, in particular in the description of ion transport through cells and ion channels [1, 2]. It has also been applied to many industrial fields, such as the semiconductor devices [3] and the detection of poisonous lead by ion-selective electrode [4].

One intriguing feature of this system is the presence of boundary layer (BL) near the boundary of concerned domain, often called Debye layer in literature. A large number of works have been devoted to the BL analysis of PNP systems. For example, singular perturbation analysis of PNP system has been carried out for narrow ion channels with certain geometric structure [5, 6]. Geometric singular perturbation approach has been developed to investigate the existence and uniqueness of solutions in stationary PNP system [7, 8] as well as the effects of permanent charge and ion size [9, 10]. Recently, Wang et al. [11] have tackled the steady state PNP system with arbitrary number of ion species and arbitrary valences, and have successfully reduced the asymptotic solutions to a single scalar transcendental equation.

In general, the solution consists of two parts, the BL solution in a small neighbourhood of boundary and the bulk solution in the interior region of the domain. In one-dimensional (1D) case, the leading order solution in BL can be constructed either explicitly or in integral form. Based on the BL analysis, effective continuity conditions have been proposed to connect the bulk solution and BL

solution, e.g., the continuity of electro-chemical potential in [12]. These effective conditions have been applied to the study of steady states of 1D systems, showing the existence of multiple steady states with piecewise constant fixed charge [13]. One natural idea is to generalize the effective conditions for various other boundary conditions, which is one objective of this work. These conditions replace the BL region and have potential applications for deriving macroscopic models [14] of bulk region in complicated structures. For example, some macroscopic continuum equations are derived in bulk region for the lens circulation [15, 16], by taking into account the fluxes through membranes; but they ignore the BL effect, so the fluxes calculated there might not be accurate.

The other objective is regarding the numerical computation of such PNP systems. Besides the BL analysis, many conservative numerical schemes have been developed for PNP systems, such as finite element method [17], finite difference scheme [18] and finite volume method [19, 20], in 1D or high-dimensional problems [21, 22]. Due to the presence of BL, one challenge of computation of PNP system is to accurately capture the behaviour of solution in BL. Since the functions change rapidly in BL, one needs more mesh points in BL than in the bulk region to attain certain accuracy, requiring some techniques like adaptive refined mesh and moving mesh [23, 24]. This causes more computational cost, especially when there are many BLs in a complicated structure. Thus one idea is to use some effective formulas/conditions to replace the BL, so that one only needs to compute the bulk region directly.

In this work, we will focus on the 1D dynamic PNP system and derive an electro-neutral (EN) system for bulk region with effective boundary conditions for a number of cases. Section 2 first presents the formulation for two-ions case and the associated EN theories, with Dirichlet

or flux boundary conditions for ion concentration and Dirichlet or Robin boundary conditions for electric potential. Then, it is generalized to the multi-ions case. In section 3, these effective boundary conditions are verified by a steady state problem and two dynamic examples. In Section 4, we combine the PNP system with the Hodgkin-Huxley model and derive an EN model for neuronal axon, capturing the phenomenon of action potential efficiently. Finally conclusions are drawn.

II. THE ELECTRO-NEUTRAL THEORIES

In this section, we will present the electro-neutral (EN) systems with various effective boundary conditions. To fix ideas, we first present the simplest PNP system, for ± 1 ions, where the solutions and effective boundary conditions are explicit. Then, it is straightforward to extend it to the general multi-ion case.

We consider the 1D dynamic PNP system in the normalized interval $0 < x < 1$,

$$\begin{aligned} -\epsilon^2 \partial_{xx} \psi &= p - n, \\ \partial_t p &= -\partial_x(J_p) = \partial_x(\partial_x p + p \partial_x \psi), \\ \partial_t n &= -\partial_x(J_n) = \partial_x(\partial_x n - n \partial_x \psi), \end{aligned} \quad (1)$$

where $p(x, t)$ and $n(x, t)$ are the concentrations of the two ions with valences ± 1 , J_p and J_n are the associated two fluxes of positive and negative ions, $\psi(x, t)$ denotes the electric potential and $\epsilon \ll 1$ is a small parameter (a combination of dielectric constant and other constants). The diffusion constants have been assumed to be 1 for simplicity, since it does not cause essential difference. Generalization to the multi-ion case with different diffusion constants will be mentioned later. We will consider various types of boundary conditions at two ends in the following subsections. For example, as in subsection B, we can adopt Dirichlet condition for ψ and two flux conditions at $x = 0$

$$\psi(0, t) = \psi_0(t), \quad J_p(0, t) = J_{p,0}(t), \quad J_n(0, t) = J_{n,0}(t). \quad (2)$$

We will also replace flux condition by Dirichlet conditions of concentration (in subsection C) and Dirichlet condition of ψ by Robin-type condition (in subsection D). The treatment will be similar at the other end $x = 1$. To complete the system, we also need the initial conditions $p(x, 0), n(x, 0)$ for two ions. But the initial effect is not considered in this work, and we mainly limit ourselves to the large time behaviour of solutions (when BL is already present) or the case near equilibrium state.

We focus on the case when local electro-neutrality (LEN) condition in bulk region is satisfied, and there is no extra $O(1)$ unbalanced charge present in the system/interval, or more precisely there is only $O(\epsilon)$ unbalanced charge, here called near global electro-neutrality (NGEN) condition. We will illustrate later what kinds of boundary conditions fall in this case. These conditions can be justified in many biological applications, for

example in the neuronal axon [25]. Thus, in the bulk region, we assume all the functions concerned and their derivatives are $O(1)$, i.e.,

$$\begin{aligned} \psi, \partial_x \psi, \partial_{xx} \psi &\sim O(1), \quad p, \partial_t p, \partial_x p, \dots \sim O(1), \\ n, \partial_t n, \partial_x n, \dots &\sim O(1). \end{aligned} \quad (3)$$

Then, we obtain approximately the electro-neutral condition $p \approx n$ from the first equations in (1) and more precisely we write

$$\begin{aligned} p(x, t; \epsilon) &= c(x, t; \epsilon) + O(\epsilon^2), \\ n(x, t; \epsilon) &= c(x, t; \epsilon) + O(\epsilon^2), \\ \psi(x, t; \epsilon) &= \phi(x, t; \epsilon) + O(\epsilon^2), \end{aligned} \quad (4)$$

where c and ϕ may depend on ϵ due to boundary conditions, in other words c, ϕ can contain $O(\epsilon)$ terms if boundary conditions have such terms. Substituting into second and third equation in (1) gives the EN equations

$$\begin{aligned} \partial_t c &= \partial_x(\partial_x c + c \partial_x \phi) + O(\epsilon^2), \\ \partial_t c &= \partial_x(\partial_x c - c \partial_x \phi) + O(\epsilon^2). \end{aligned} \quad (5)$$

By addition and subtraction, we can also write them as

$$\partial_t c = \partial_{xx} c + O(\epsilon^2), \quad \partial_x(c \partial_x \phi) = 0 + O(\epsilon^2). \quad (6)$$

To complete this system, two effective boundary conditions are needed in stead of the original three. Based on the behavior of BL solutions, we aim to derive effective conditions that connect real boundary values of p, n, ψ (or boundary fluxes) and limit boundary values of bulk solution c, ϕ (or bulk fluxes). Finally we get a EN system for c, ϕ in the bulk region, which can be solved directly. In the following, we will always take $x = 0$ for example in the following, and briefly state the results for the other end.

A. The leading order solution in BL

From some steady state analysis, e.g. with finite fluxes or Dirichlet conditions in [12] and for Poisson-Boltzmann type equations in [26] in the absence of extra $O(1)$ unbalanced charge, there is boundary layer with thickness $O(\epsilon)$. Also, some numerical evidence shows that, for finite fluxes, as long as the NGEN condition is satisfied, the system has BLs near end points with all p, n, ψ being $O(1)$. In this subsection, we present the leading order solutions for the PNP system. Although the solutions are well-known in literature, we give a brief derivation to be self-contained and to be more clear about the remainders.

In the BL near $x = 0$, we assume

$$\begin{aligned} \psi, n, p &\sim O(1), \quad \partial_t p, \partial_t n \sim O(1), \quad J_n, J_p \sim O(1), \\ \partial_x \psi, \partial_x p, \partial_x n &\sim O(1/\epsilon), \quad \partial_{xx} \psi \sim O(1/\epsilon^2), \end{aligned} \quad (7)$$

and thus we set

$$\Phi(X) = \psi(x), \quad N(X) = n(x), \quad P(X) = p(x), \quad X = \frac{x}{\epsilon}, \quad (8)$$

where the argument t is omitted in above functions. Then the system of equations in BL is

$$\begin{aligned} -\partial_{XX}\Phi &= P - N, \\ \partial_X(\partial_X P + P\partial_X\Phi) &= \epsilon^2\partial_t P = O(\epsilon^2), \\ \partial_X(\partial_X N - N\partial_X\Phi) &= \epsilon^2\partial_t N = O(\epsilon^2). \end{aligned} \quad (9)$$

Integrating the second and third equations once, we get

$$\begin{aligned} \partial_X P + P\partial_X\Phi &= -\epsilon J_{p,0} + O(\epsilon^2), \\ \partial_X N - N\partial_X\Phi &= -\epsilon J_{n,0} + O(\epsilon^2), \end{aligned} \quad (10)$$

where $J_{p,0}, J_{n,0}$ are the finite fluxes at $x = 0$. We denote c_0, ϕ_0 as the limit values of bulk solutions $c(x), \phi(x)$ at $x = 0$, and they should match $P(\infty), \Phi(\infty)$ to leading order, implying

$$\begin{aligned} P(X) &= c_0 e^{\phi_0 - \Phi(X)} + O(\epsilon), \\ N(X) &= c_0 e^{\Phi(X) - \phi_0} + O(\epsilon). \end{aligned} \quad (11)$$

Substituting into the first equation, we get the Poisson-Boltzmann equation as leading order equation for Φ

$$-\partial_{XX}\Phi = c_0 \left(e^{\phi_0 - \Phi(X)} - e^{\Phi(X) - \phi_0} \right) + O(\epsilon). \quad (12)$$

This can be integrated out by using $\partial_X\Phi(\infty) \rightarrow 0$ and $\Phi(0) = \psi_0(t)$ (suppose it is known here or can be expressed by known boundary conditions). Finally, we obtain

$$\Phi(X) = \phi_0 + 2 \ln \frac{1 - e^{-\sqrt{2c_0}X} \tanh\left(\frac{\phi_0 - \psi_0}{4}\right)}{1 + e^{-\sqrt{2c_0}X} \tanh\left(\frac{\phi_0 - \psi_0}{4}\right)} + O(\epsilon). \quad (13)$$

And the solutions for $P(X, t), N(X, t)$ become

$$\begin{aligned} P(X) &= c_0 \left(\frac{1 + e^{-\sqrt{2c_0}X} \tanh\left(\frac{\phi_0 - \psi_0}{4}\right)}{1 - e^{-\sqrt{2c_0}X} \tanh\left(\frac{\phi_0 - \psi_0}{4}\right)} \right) + O(\epsilon), \\ N(X) &= c_0 \left(\frac{1 - e^{-\sqrt{2c_0}X} \tanh\left(\frac{\phi_0 - \psi_0}{4}\right)}{1 + e^{-\sqrt{2c_0}X} \tanh\left(\frac{\phi_0 - \psi_0}{4}\right)} \right) + O(\epsilon). \end{aligned} \quad (14)$$

Note that in general c_0, ϕ_0, ψ_0 are functions of t . The composite solutions are given by

$$\begin{aligned} p(x) &= P(X) + c(x) - c_0 + O(\epsilon), \\ n(x) &= N(X) + c(x) - c_0 + O(\epsilon), \\ \psi(x) &= \Phi(X) + \phi(x) - \phi_0 + O(\epsilon), \end{aligned} \quad (15)$$

which are uniformly valid for some finite interval $[0, \delta]$, say $\delta = 1/2$, with remainder $O(\epsilon)$. One can also add the contribution of BL solution near $x = 1$ (with transform $X = (1-x)/\epsilon$ and quantities c_0, ϕ_0, ψ_0 being replaced by c_1, ϕ_1, ψ_1) to make the composite solution valid for the whole interval $[0, 1]$. Since in the bulk we have $p(x) = c(x) + O(\epsilon^2)$ by (4), it is reasonable to expect $p = c(x) + o(\epsilon)$ in some intermediate region $x \sim O(\epsilon^\alpha)$ with $0 < \alpha < 1$, particularly we may choose $\alpha = 1/2$.

B. Flux boundary condition

In this subsection, we consider case with the flux boundary conditions for two concentrations and Dirichlet condition for electric potential. More precisely, at $x = 0$, we have

$$\psi(0, t) = \psi_0(t), J_p(0, t) = J_{p,0}(t), J_n(0, t) = J_{n,0}(t), \quad (16)$$

where $\psi_0, J_{p,0}, J_{n,0}$ are given. The objective is to propose two effective boundary conditions for c, ϕ at $x = 0$ based on these three functions.

To this end, we define for the EN system two fluxes

$$J_c^\pm(x, t) = -(\partial_x c \pm c \partial_x \phi), \quad (17)$$

and the limit values at $x = 0$ are denoted by $J_{c,0}^\pm(t)$ respectively. Based on assumptions (3,4) in the bulk region, the two fluxes are almost the same as the two fluxes of original PNP system

$$J_c^+(\delta, t) = J_p(\delta, t) + O(\epsilon^2), J_c^-(\delta, t) = J_n(\delta, t) + O(\epsilon^2), \quad (18)$$

where δ is some generic point in bulk region, say $\delta = 1/2$. Next, we intend to find the connection between $J_{c,0}^+$ and $J_{p,0}$, or similarly between $J_{c,0}^-$ and $J_{n,0}$ at boundary. For this purpose, by integration of transport equations (1)₂ and (5)₁, we immediately get

$$\begin{aligned} J_p(\delta, t) &= J_{p,0}(t) - \partial_t \int_0^\delta p(x, t) dx, \\ J_c^+(\delta, t) &= J_{c,0}^+(t) - \partial_t \int_0^\delta c(x, t) dx. \end{aligned} \quad (19)$$

Combining these two and utilizing the composite solution (15), we obtain

$$\begin{aligned} J_{c,0}^+ &= J_{p,0} - \partial_t \int_0^\delta (p - c) dx + O(\epsilon^2) \\ &= J_{p,0} - \partial_t \left(\int_0^{\sqrt{\epsilon}} (p - c) dx + \int_{\sqrt{\epsilon}}^\delta (p - c) dx \right) + O(\epsilon^2) \\ &= J_{p,0} - \partial_t \int_0^{\sqrt{\epsilon}} (P(x/\epsilon) - c_0) dx + o(\epsilon) \\ &= J_{p,0} - \epsilon \partial_t \int_0^\infty (P(X) - c_0) dX + o(\epsilon) \\ &= J_{p,0} - \epsilon \partial_t \left(\sqrt{2c_0} (e^{(\phi_0 - \psi_0)/2} - 1) \right) + o(\epsilon), \end{aligned} \quad (20)$$

where we have used the assumption that $p = c + o(\epsilon)$ for $x \geq \sqrt{\epsilon}$, and by setting upper limit of integral as ∞ only exponentially small terms are neglected. In the above, ϕ_0, c_0, ψ_0 may depend on t . Similarly for the other flux, we obtain the relation

$$J_{c,0}^- = J_{n,0} - \epsilon \partial_t \left(\sqrt{2c_0} (e^{(\psi_0 - \phi_0)/2} - 1) \right) + o(\epsilon). \quad (21)$$

Physically, the quantity $\psi_0 - \phi_0$ in above formulas is often referred to as the zeta potential [27]. To see clearly the two conditions, we carry out a linearization regarding small $\psi_0 - \phi_0$. In this case, they reduce to

$$\begin{aligned} J_{c,0}^+ - J_{p,0} &\approx \epsilon \partial_t \left(\sqrt{c_0/2} (\psi_0 - \phi_0) \right), \\ J_{c,0}^- - J_{n,0} &\approx \epsilon \partial_t \left(\sqrt{c_0/2} (\phi_0 - \psi_0) \right), \end{aligned} \quad (22)$$

Thus, by comparing these conditions, the total flux will almost have no difference while electric current changes, i.e.,

$$\begin{aligned} (J_{c,0}^+ + J_{c,0}^-) &\approx (J_{p,0} + J_{n,0}), \\ (J_{c,0}^+ - J_{c,0}^-) - (J_{p,0} - J_{n,0}) &\approx 2\epsilon \partial_t \left(\sqrt{c_0/2} (\psi_0 - \phi_0) \right). \end{aligned} \quad (23)$$

Physically, this means some cations/anions accumulate in the BL, and the second formula is similar to that of a capacitor. The treatment for the other end $x = 1$ is similar, and we summarise the results below.

Proposition 1. *Suppose the LEN and NGEN conditions are satisfied, and let $\psi_0(t), J_{p,0}(t), J_{n,0}(t)$ be the given electric potential and ion fluxes at $x = 0$ as in (16) and let $\psi_1(t), J_{p,1}(t), J_{n,1}(t)$ be given at $x = 1$ for original system (1), then we have the effective boundary conditions for the EN system (6)*

$$\begin{aligned} J_{c,0}^+ &= J_{p,0} - \epsilon \partial_t \left(\sqrt{2c_0} (e^{(\phi_0 - \psi_0)/2} - 1) \right) + o(\epsilon), \\ J_{c,0}^- &= J_{n,0} - \epsilon \partial_t \left(\sqrt{2c_0} (e^{(\psi_0 - \phi_0)/2} - 1) \right) + o(\epsilon), \\ J_{c,1}^+ &= J_{p,1} + \epsilon \partial_t \left(\sqrt{2c_1} (e^{(\phi_1 - \psi_1)/2} - 1) \right) + o(\epsilon), \\ J_{c,1}^- &= J_{n,1} + \epsilon \partial_t \left(\sqrt{2c_1} (e^{(\psi_1 - \phi_1)/2} - 1) \right) + o(\epsilon), \end{aligned} \quad (24)$$

where J_c^\pm are defined by (17) and subscripts 0 and 1 denote quantities at $x = 0$ and $x = 1$ respectively.

Remark 1. Keeping the $O(\epsilon)$ terms in the formula (24) is necessary for two reasons: first, in bulk equations (5) we have assumed an $O(\epsilon^2)$ remainder so it is reasonable and consistent to bring back the $O(\epsilon)$ terms on boundary conditions; second, neglecting the $O(\epsilon)$ terms is physically incorrect for EN system as the solution would not be unique (e.g., ϕ can differ by a constant).

Remark 2. In this case, the fluxes $J_{p,0}, J_{n,0}$ can be either $O(1)$ or $O(\epsilon)$, as long as the NGEN is satisfied. This means when fluxes are $O(1)$, we should require the fluxes are almost balanced $J_{p,1} - J_{p,0} = J_{n,1} - J_{n,0} + O(\epsilon)$ or its integral over time satisfies

$$\int_0^t (J_{p,1} - J_{p,0}) dt = \int_0^t (J_{n,1} - J_{n,0}) dt + O(\epsilon). \quad (25)$$

Otherwise, the solution in BL will not be $O(1)$ anymore. For a steady state (Poisson-Boltzmann type equation in [26]) with extra $O(1)$ unbalanced charge, the solution ψ in BL is shown to have a span of $O(\log(1/\epsilon))$.

C. Dirichlet boundary condition revisited

In this subsection, we will consider the case with Dirichlet boundary conditions for two ion concentrations. We also take left end $x = 0$ for example, and have

$$\psi(0, t) = \psi_0(t), \quad p(0, t) = p_0(t), \quad n(0, t) = n_0(t). \quad (26)$$

The leading order effective boundary conditions for this case are well-known. With the same assumptions as previous subsection, we arrive at the same BL system, and easily get

$$\partial_X P + P \partial_X \Phi = O(\epsilon), \quad \partial_X N - N \partial_X \Phi = O(\epsilon). \quad (27)$$

By integration and using the matching condition, we obtain

$$\begin{aligned} \ln c_0 + \phi_0 &= \ln p_0 + \psi_0 + O(\epsilon), \\ \ln c_0 - \phi_0 &= \ln n_0 - \psi_0 + O(\epsilon). \end{aligned} \quad (28)$$

These connection conditions are referred to as *continuity of electro-chemical potential*, widely adopted in literature [12]. And equivalently, the explicit effective boundary conditions for EN system are

$$c_0 = \sqrt{p_0 n_0}, \quad \phi_0 = \psi_0 + \frac{1}{2} \ln(p_0/n_0). \quad (29)$$

As in the bulk assumption, we would like to keep the $O(\epsilon)$ effect/terms, thus a natural question is how to bring back such $O(\epsilon)$ effect in the effective boundary conditions for the reduced EN system. One may want to seek a general expansion to $O(\epsilon)$ in BL and assume

$$\begin{aligned} \Phi &= \Phi_0 + \epsilon \Phi_1 + \dots, \quad P = P_0 + \epsilon P_1 + \dots, \\ N &= N_0 + \epsilon N_1 + \dots \end{aligned} \quad (30)$$

The leading order solutions Φ_0, P_0, N_0 can be immediately written down, which are the same as those in (13,14) with replacement given by (29). However, getting the explicit expression for Φ_1, P_1, N_1 seems difficult. Therefore, instead we try to avoid such a solving process and intend to find the higher-order contributions directly based on leading order solution.

Now, we take $P(X)$ for illustration, where the argument t is omitted here and in the following. The second equation in BL system implies

$$\partial_X P + P \partial_X \Phi = -\epsilon J_{p,0} + O(\epsilon^2 X), \quad (31)$$

where $J_{p,0}$ is some unknown flux constant. Dividing both sides by P , we get

$$\begin{aligned} \partial_X (\ln P + \Phi) &= -\epsilon J_{p,0}/P + O(\epsilon^2 X) \\ &= -\epsilon J_{p,0}/P_0 + O(\epsilon^2 X). \end{aligned} \quad (32)$$

From previous subsection, we know that $J_{p,0} = J_{c,0}^+ + O(\epsilon)$. Therefore, we obtain

$$\begin{aligned} &\ln(P(X)) + \Phi(X) \\ &= \ln p_0 + \psi_0 - \epsilon J_{c,0}^+ \int_0^X 1/P_0(z) dz + O(\epsilon^2 X). \end{aligned} \quad (33)$$

By matching [28], let $X = \epsilon^{\alpha-1}s$ or $x = \epsilon^\alpha s$ with $1/2 < \alpha < 1$, we can expect that

$$\begin{aligned} P(\epsilon^{\alpha-1}s) &= c(\epsilon^\alpha s) + o(\epsilon), \\ \Phi(\epsilon^{\alpha-1}s) &= \phi(\epsilon^\alpha s) + o(\epsilon), \end{aligned} \quad (34)$$

Substituting $X = \epsilon^{\alpha-1}s$ into previous relation (33), we get from the left-hand side

$$\begin{aligned} &\ln(P(X)) + \Phi(X) \\ &= \ln(c_0) + \phi_0 + \left(\frac{c'(0)}{c_0} + \phi'(0) \right) \epsilon^\alpha s + o(\epsilon) \end{aligned} \quad (35)$$

and from the integral on the right-hand side

$$\epsilon \int_0^X \frac{1}{P_0(z)} dz = \frac{\epsilon^\alpha s}{c_0} + \frac{\sqrt{2}\epsilon}{c_0^{3/2}} \left(e^{\frac{\psi_0 - \phi_0}{2}} - 1 \right) + o(\epsilon). \quad (36)$$

Since $J_{c,0}^+ = -(\partial_x c(0) + c_0 \partial_x \phi(0))$ by definition (17), the $\epsilon^\alpha s$ terms automatically cancel each other (which partially verifies the correctness of matching), and we are left with

$$\begin{aligned} &\ln c_0 + \phi_0 + \frac{\sqrt{2}J_{c,0}^+ \epsilon}{c_0^{3/2}} \left(e^{(\psi_0 - \phi_0)/2} - 1 \right) \\ &= \ln p_0 + \psi_0 + o(\epsilon). \end{aligned} \quad (37)$$

Compared with previous leading order condition (28), there is an $O(\epsilon)$ correction term in above formula, so it can be considered as a generalization of continuity of electro-chemical potential. Treatments for the other condition and two conditions at $x = 1$ are similar, and we summarize the results as follows.

Proposition 2.. Suppose the LEN and NGEN conditions are satisfied, and let $\psi_0(t), p_0(t), n_0(t)$ be the given electric potential and ion concentrations at $x = 0$ as in (26) and let $\psi_1(t), p_1(t), n_1(t)$ be given at $x = 1$ for original system (1), then we have the effective boundary conditions for the EN system (6)

$$\begin{aligned} &\ln c_0 + \phi_0 + \frac{\sqrt{2}J_{c,0}^+ \epsilon}{c_0^{3/2}} \left(e^{(\psi_0 - \phi_0)/2} - 1 \right) = \ln p_0 + \psi_0 + o(\epsilon), \\ &\ln c_0 - \phi_0 + \frac{\sqrt{2}J_{c,0}^- \epsilon}{c_0^{3/2}} \left(e^{(\phi_0 - \psi_0)/2} - 1 \right) = \ln n_0 - \psi_0 + o(\epsilon), \\ &\ln c_1 + \phi_1 - \frac{\sqrt{2}J_{c,1}^+ \epsilon}{c_1^{3/2}} \left(e^{(\psi_1 - \phi_1)/2} - 1 \right) = \ln p_1 + \psi_1 + o(\epsilon), \\ &\ln c_1 - \phi_1 - \frac{\sqrt{2}J_{c,1}^- \epsilon}{c_1^{3/2}} \left(e^{(\phi_1 - \psi_1)/2} - 1 \right) = \ln n_1 - \psi_1 + o(\epsilon), \end{aligned} \quad (38)$$

where J_c^\pm are defined by (17) and subscripts 0 and 1 denote quantities at $x = 0$ and $x = 1$ respectively.

Remark 3. We can alternatively derive an asymptoti-

cally equivalent expressions

$$\begin{aligned} c_0 &= \sqrt{p_0 n_0} + \frac{\epsilon}{\sqrt{2}} \left\{ \left(n_0^{-1/4} - p_0^{-1/4} \right)^2 \partial_x c(0, t) \right. \\ &\quad \left. + (\sqrt{n_0} - \sqrt{p_0}) \partial_x \phi(0, t) \right\}, \\ \phi_0 &= \psi_0 + \frac{1}{2} \ln(p_0/n_0) + \frac{\epsilon}{\sqrt{2}} \left\{ \frac{\sqrt{n_0} - \sqrt{p_0}}{n_0 p_0} \partial_x c(0, t) \right. \\ &\quad \left. + \left(n_0^{-1/4} - p_0^{-1/4} \right)^2 \partial_x \phi(0, t) \right\}, \\ c_1 &= \sqrt{p_1 n_1} - \frac{\epsilon}{\sqrt{2}} \left\{ \left(n_1^{-1/4} - p_1^{-1/4} \right)^2 \partial_x c(1, t) \right. \\ &\quad \left. + (\sqrt{n_1} - \sqrt{p_1}) \partial_x \phi(1, t) \right\}, \\ \phi_1 &= \psi_1 + \frac{1}{2} \ln(p_1/n_1) - \frac{\epsilon}{\sqrt{2}} \left\{ \frac{\sqrt{n_1} - \sqrt{p_1}}{n_1 p_1} \partial_x c(1, t) \right. \\ &\quad \left. + \left(n_1^{-1/4} - p_1^{-1/4} \right)^2 \partial_x \phi(1, t) \right\}, \end{aligned} \quad (39)$$

which are Robin-type boundary conditions. Compared with (29), there are $O(\epsilon)$ corrections in above conditions. For a special case, say $n_0 = p_0 + O(\epsilon)$ at $x = 0$, the correction terms will be of higher order, then continuity of electro-chemical potential (29) holds with remainder $o(\epsilon)$.

Remark 4. In some cases, $p(0, t) = p_0(t)$ is not explicitly given, but is related to flux $J_{p,0}$, so proper modification is needed. For example in biological applications, there is certain relation between flux and ion concentration across cell membrane or ion channel, such as Hodgkin-Huxley model [25] or GHK flux model [29]. And, in electrolyte there is the Chang-Jaffe boundary condition [30, 31] or modified Chang-Jaffe condition [4]. Suppose the boundary condition is in the form $J_{p,0} = f(p_0)$, where f is some given function, then we need to supplement the two conditions at $x = 0$ with

$$f(p_0) = J_{c,0}^+ + \epsilon \partial_t \left(\sqrt{2c_0} (e^{(\phi_0 - \psi_0)/2} - 1) \right). \quad (40)$$

If mixed conditions are given (e.g., one Dirichlet and one flux), then we need to combine the two relevant boundary conditions from the two propositions, e.g., if p_0 and $J_{n,0}$ are given, we should use (38)₁ and (24)₂.

D. Robin-type boundary condition for ψ

In this subsection, we consider the case when Dirichlet condition of electric potential ψ is replaced by Robin-type boundary condition. The Robin-type condition is often used to model the property of membrane or the stern layer near boundary. The previous effective conditions need to be modified since the quantity ψ_0 in those formulas is unknown.

1. Dirichlet conditions for two ion concentrations

Suppose we have the boundary conditions at $x = 0$

$$\begin{aligned}\eta\partial_x\psi(0,t) &= \psi(0,t) - g_0(t), \\ p(0,t) &= p_0(t), \quad n(0,t) = n_0(t),\end{aligned}\quad (41)$$

where η is a parameter which is assumed to be $\eta \leq O(\epsilon)$, and g_0 is some given function.

With previous assumptions, we still have (11) and (12). Integrating once and using $\partial_X\Phi(\infty) = 0$, we obtain

$$(\partial_X\Phi)^2 = 2c_0 \left(e^{\phi_0 - \Phi(X)} + e^{\Phi(X) - \phi_0} - 2 \right) + O(\epsilon), \quad (42)$$

or equivalently

$$\partial_X\Phi = \sqrt{2c_0} \left(e^{\frac{\phi_0 - \Phi(X)}{2}} - e^{\frac{\Phi(X) - \phi_0}{2}} \right) + O(\epsilon). \quad (43)$$

On account of the identity $\partial_X\Phi = \epsilon\partial_x\psi$, the above condition at $x = 0$ becomes

$$\begin{aligned}\epsilon\partial_x\psi(0,t) &= \sqrt{2c_0} \left(e^{\frac{\phi_0 - \psi_0}{2}} - e^{\frac{\psi_0 - \phi_0}{2}} \right) + O(\epsilon) \\ &= \sqrt{2p_0} - \sqrt{2n_0} + O(\epsilon).\end{aligned}\quad (44)$$

Combining with the Robin-type condition (41)₁ leads to

$$\psi_0 \equiv \psi(0,t) = \frac{\eta}{\epsilon} (\sqrt{2p_0} - \sqrt{2n_0}) + g_0 + O(\eta). \quad (45)$$

We conclude that we have the same effective conditions as before

$$\begin{aligned}\ln c_0 + \phi_0 + \frac{\sqrt{2}J_{c,0}^+\epsilon}{c_0^{3/2}} \left(e^{(\psi_0 - \phi_0)/2} - 1 \right) \\ = \ln p_0 + \psi_0 + o(\epsilon) + O(\eta), \\ \ln c_0 - \phi_0 + \frac{\sqrt{2}J_{c,0}^-\epsilon}{c_0^{3/2}} \left(e^{(\phi_0 - \psi_0)/2} - 1 \right) \\ = \ln n_0 - \psi_0 + o(\epsilon) + O(\eta),\end{aligned}\quad (46)$$

except that ψ_0 is given by (45) in this case.

Note that if $\eta = O(\epsilon)$, we can omit the $O(\epsilon)$ terms in above conditions since they are not exact. If $\eta = o(\epsilon)$, the condition will become close to that in the Dirichlet case for ψ . In particular, for $\eta = o(\epsilon^2)$, the η/ϵ term can be neglected in (45), which essentially reduces to the Dirichlet case $\psi(0,t) = g_0$ (see (41)). If η/ϵ tends to infinity (not considered here), the previous BL assumptions might not be true unless $n_0 \approx p_0$, and this is left for future study.

The treatment for the right end $x = 1$ is similar and we summarize the results below.

Proposition 3. Suppose for original system (1), the assumptions and conditions are the same as Proposition 2 except that the conditions for $\psi_0(t), \psi_1(t)$ are replaced by

$$\begin{aligned}\eta\partial_x\psi(0,t) &= \psi(0,t) - g_0(t), \\ \eta\partial_x\psi(1,t) &= g_1(t) - \psi(1,t),\end{aligned}\quad (47)$$

where $\eta \leq O(\epsilon)$, then we have the same effective boundary conditions for the EN system (6) as Proposition 2 except that $\psi_0(t), \psi_1(t)$ in (38) are calculated by

$$\psi_i \equiv \psi(i,t) = \frac{\eta}{\epsilon} (\sqrt{2p_i} - \sqrt{2n_i}) + g_i + O(\eta), \quad (48)$$

where $i = 0, 1$.

2. Flux conditions

For this case, the boundary conditions at $x = 0$ are of the form

$$\begin{aligned}\eta\partial_x\psi(0,t) &= \psi(0,t) - g_0(t), \\ J_p(0,t) &= J_{p,0}(t), \quad J_n(0,t) = J_{n,0}(t),\end{aligned}\quad (49)$$

where $\eta \leq O(\epsilon)$. The manipulation follows similar lines as before, and we summarize the results below.

Proposition 4. Suppose for original system (1), the assumptions and conditions are the same as Proposition 1 except that the conditions for $\psi_0(t), \psi_1(t)$ are replaced by

$$\begin{aligned}\eta\partial_x\psi(0,t) &= \psi(0,t) - g_0(t), \\ \eta\partial_x\psi(1,t) &= g_1(t) - \psi(1,t),\end{aligned}\quad (50)$$

where $\eta \leq O(\epsilon)$, then we have the same effective boundary conditions for the EN system (6) as Proposition 1 except that $\psi_0(t), \psi_1(t)$ in (38) are determined by the nonlinear algebraic equation

$$\psi_i - g_i = \frac{\eta}{\epsilon} \sqrt{2c_i} \left(e^{\frac{\phi_i - \psi_i}{2}} - e^{\frac{\psi_i - \phi_i}{2}} \right) + O(\eta), \quad (51)$$

where $i = 0, 1$.

Remark 5. For a steady case, the above algebraic equation is the same as formula (1.23) in [26], with substitution $g_0 = \phi_0(1), \phi_0 = 0, \psi_0 = \phi^*, c_0 = \alpha/2$. With $\eta = o(\epsilon)$, the effective boundary conditions reduce to those for Dirichlet case, with $\psi(0,t) = g_0$.

Remark 6. The case $O(\epsilon) < \eta \leq O(1)$ is not considered above, since the boundary layer structure would be different. For the NGEN case considered here, it is expected that there is still a BL with thickness $O(\epsilon)$, and the above relation (51) implies that $\psi_i - \phi_i = o(1)$ in BL. We postulate that in BL near $x = 0$,

$$\begin{aligned}\psi - \phi_0, p - c_0, n - c_0 &= O(\epsilon/\eta), \\ \partial_x\psi, \partial_x p, \partial_x n &= O(1/\eta), \quad \partial_{xx}\psi = O(1/(\eta\epsilon)), \dots\end{aligned}\quad (52)$$

and it is proper to adopt the scaling $x = X/\epsilon$ and the transform $\Phi(X) = \psi - \phi_0, P(X) = p - c_0, N(X) = n - c_0$ instead. This seems true for Poisson-Boltzmann type equations in [26] with their electro-neutral case, where boundary layer with $O(\epsilon)$ thickness gradually disappears when η/ϵ becomes larger. Then, the above conditions (51, 24) are still valid to leading order with new remainder $O(\epsilon)$, which will be verified by numerical examples in later sections.

E. The general multi-ion case

In this subsection we consider the general case with n species of ions. The concentrations of ions are denoted by p_i with valences z_i ($i = 1, \dots, n$), where the valences are not necessarily different. The original PNP system for p_i ($i = 1, \dots, n$) and ψ is given by

$$\begin{aligned} -\epsilon^2 \partial_{xx} \psi &= \sum_{k=1}^n z_k p_k, \\ \partial_t p_i &= -\partial_x (J_{p_i}) = D_i \partial_x (\partial_x p_i + z_i p_i \partial_x \psi), \end{aligned} \quad (53)$$

where $i = 1, \dots, n$, and D_i are some dimensionless diffusion constants. The reduced EN system for bulk region is

$$\partial_t c_i = -\partial_x (J_{c_i}) = D_i \partial_x (\partial_x c_i + z_i c_i \partial_x \phi), \quad (54)$$

where $i = 1, \dots, n$. By the LEN condition $\sum z_k c_k = 0$, the last concentration c_n can be expressed by previous ones. Finally, the EN system for n unknowns $c_1, \dots, c_{n-1}, \phi$ can be written as

$$\begin{aligned} \partial_t c_i &= -\partial_x (J_{c_i}) = D_i \partial_x (\partial_x c_i + z_i c_i \partial_x \phi), \\ \sum_{k=1}^n z_k D_k \partial_x (\partial_x c_k + z_k c_k \partial_x \phi) &= 0, \end{aligned} \quad (55)$$

where $i = 1, \dots, n-1$ and whenever c_n appears we should replace it by $c_n = -\frac{1}{z_n} \sum_{k=1}^{n-1} z_k c_k$.

First, at $x = 0$, we consider the boundary conditions of the type

$$\psi(0, t) = \psi_0(t), \quad J_{p_i}(0, t) = J_{p_i,0}(t), \quad i = 1, \dots, n. \quad (56)$$

Theorem 1. Suppose the LEN and NGEN conditions are satisfied, and let $\psi_0(t), J_{p_i,0}(t)$ be the given electric potential and ion fluxes at $x = 0$ as in (56) and let $\psi_1(t), J_{p_i,1}(t)$ be given at $x = 1$ for original system (53), then for the EN system (55) we have the effective boundary conditions

$$\begin{aligned} J_{c_i,0} &= J_{p_i,0} - \epsilon \partial_t F_i(c_{k0}, \phi_0 - \psi_0) + o(\epsilon), \\ J_{c_i,1} &= J_{p_i,1} + \epsilon \partial_t F_i(c_{k1}, \phi_1 - \psi_1) + o(\epsilon), \end{aligned} \quad (57)$$

where $i = 1, \dots, n$, $J_{c_i} = -D_i(\partial_x c_i + z_i c_i \partial_x \phi)$ are defined in (54), the argument c_{k0} represents a vector $(c_{10}, \dots, c_{n-1,0})$, subscripts 0 and 1 denote quantities at $x = 0$ and $x = 1$ respectively, and

$$\begin{aligned} F_i(c_{k0}, \phi_0 - \psi_0) &= \pm \frac{c_{i0}}{\sqrt{2}} \int_1^{e^{\phi_0 - \psi_0}} \frac{u^{z_i} - 1}{\sqrt{\sum_{k=1}^n c_{k0}(u^{z_k} - 1)}} \frac{du}{u}. \end{aligned} \quad (58)$$

Here, the \pm are chosen for the cases $\psi_0 \leq \phi_0$ and $\psi_0 \geq \phi_0$ respectively, but F_i is well-defined around $\phi_0 = \psi_0$, and if F_i can be integrated out, the expressions from the two cases are the same.

Proof. The derivation follows similar lines as in subsections IIA and IIB, and here we only mention the key

steps different from previous case. Near $x = 0$, with the scalings

$$\Phi(X) = \psi(x), \quad P_i(X) = p_i(x), \quad X = \frac{x}{\epsilon}, \quad (59)$$

where $i = 1, \dots, n$, and by the BL analysis, we get

$$-\partial_{XX} \Phi = \sum_{i=1}^n z_i P_i(X) = \sum_{i=1}^n z_i c_{i0} e^{z_i(\phi_0 - \Phi(X))}. \quad (60)$$

Integrating once gives

$$\partial_X \Phi = \pm \sqrt{2 \sum_{i=1}^n c_{i0} (e^{z_i(\phi_0 - \Phi(X))} - 1)}, \quad (61)$$

where \pm are chosen for the cases $\psi_0 \leq \phi_0$ and $\psi_0 \geq \phi_0$ respectively. Then by utilizing the transport equations, we obtain

$$J_{c_i,0} = J_{p_i,0} - \epsilon \partial_t F_i(c_{k0}, \phi_0 - \psi_0) + o(\epsilon), \quad (62)$$

where F_i depends on all ion concentrations c_{k0} ($k = 0, \dots, n-1$, c_{n0} is replaced by previous ones) and is given by

$$\begin{aligned} F_i(c_{k0}, \phi_0 - \psi_0) &= \int_0^\infty (P_i(X) - c_{i0}) dX \\ &= \pm \frac{c_{i0}}{\sqrt{2}} \int_1^{e^{\phi_0 - \psi_0}} \frac{u^{z_i} - 1}{\sqrt{\sum_{k=1}^n c_{k0}(u^{z_k} - 1)}} \frac{du}{u} \end{aligned} \quad (63)$$

where we have made change of variable $u = e^{\phi_0 - \Phi(X)}$, and \pm are chosen for the cases $\psi_0 \leq \phi_0$ and $\psi_0 \geq \phi_0$ respectively.

It can be easily seen that F_i is well-defined around $\phi_0 = \psi_0$, in particular $F_i = 0$ when $\phi_0 = \psi_0$. And, if F_i can be integrated out, the expressions from the two cases are the same. This is readily verified from the fact that there is a factor $(u - 1)^2$ inside square root in the denominator of the integrand, which cancels with the \pm sign and the factor $u - 1$ in the numerator (see Appendix A for details). \square

Remark 7. For some special cases, the explicit expressions for F_i are available. For the previous case $z_1 = 1, z_2 = -1$, we recover the result

$$\begin{aligned} F_1(c_{10}, \phi_0 - \psi_0) &= \sqrt{2c_{10}} (e^{(\phi_0 - \psi_0)/2} - 1), \\ F_2(c_{10}, \phi_0 - \psi_0) &= \sqrt{2c_{10}} (e^{(\psi_0 - \phi_0)/2} - 1). \end{aligned} \quad (64)$$

For the case $z_1 = 2, z_2 = -1$, we get

$$\begin{aligned} F_1(c_{10}, \phi_0 - \psi_0) &= \sqrt{\frac{c_{10}}{2}} \left[e^{\frac{\phi_0 - \psi_0}{2}} \sqrt{e^{(\phi_0 - \psi_0)} + 2} - \sqrt{3} \right], \\ F_2(c_{10}, \phi_0 - \psi_0) &= \sqrt{2c_{10}} \left(\sqrt{1 + 2e^{(\psi_0 - \phi_0)}} - \sqrt{3} \right). \end{aligned} \quad (65)$$

For the 3-ion case with $z_1 = 1, z_2 = 1, z_3 = -1$, we have

$$\begin{aligned} F_j(c_{10}, c_{20}, \phi_0 - \psi_0) &= \sqrt{\frac{c_{j0}}{c_{10} + c_{20}}} \sqrt{2c_{j0}} \left(e^{\frac{\phi_0 - \psi_0}{2}} - 1 \right), \\ F_3(c_{10}, c_{20}, \phi_0 - \psi_0) &= \sqrt{2(c_{10} + c_{20})} (e^{(\psi_0 - \phi_0)/2} - 1), \end{aligned} \quad (66)$$

where $j = 1, 2$.

Next, at $x = 0$, we consider the boundary conditions of the type

$$\psi(0, t) = \psi_0(t), \quad p_i(0, t) = p_{i0}(t), \quad i = 1, \dots, n. \quad (67)$$

We summarize the results below.

Theorem 2. Suppose the LEN and NGEN conditions are satisfied, and let $\psi_0(t), p_{i0}(t)$ be the given electric potential and ion concentrations at $x = 0$ as in (67) and let $\psi_1(t), p_{i1}(t)$ be given at $x = 1$ for original system (53), then for the EN system (55) we have the effective boundary conditions

$$\begin{aligned} \ln c_{i0} + z_i \phi_0 + \frac{\epsilon J_{c_i,0}}{D_i} f_i(c_{k0}, \phi_0 - \psi_0) \\ = \ln p_{i0} + z_i \psi_0 + o(\epsilon), \\ \ln c_{i1} + z_i \phi_1 - \frac{\epsilon J_{c_i,1}}{D_i} f_i(c_{k1}, \phi_1 - \psi_1) \\ = \ln p_{i1} + z_i \psi_1 + o(\epsilon), \end{aligned} \quad (68)$$

where $i = 1, \dots, n$, J_{c_i} is defined in (54), the argument c_{k0} represents a vector $(c_{10}, \dots, c_{n-1,0})$, subscripts 0 and 1 denote quantities at $x = 0$ and $x = 1$ respectively, and

$$\begin{aligned} f_i(c_{k0}, \phi_0 - \psi_0) \\ = \pm \frac{1}{\sqrt{2}c_{i0}} \int_1^{e^{\phi_0 - \psi_0}} \frac{u^{-z_i} - 1}{\sqrt{\sum_{k=1}^n c_{k0}(u^{z_k} - 1)}} \frac{du}{u}. \end{aligned} \quad (69)$$

Here, the \pm are chosen for the cases $\psi_0 \leq \phi_0$ and $\psi_0 \geq \phi_0$ respectively, but f_i is well-defined around $\phi_0 = \psi_0$, and if f_i can be integrated out, the expressions from the two cases are the same.

Remark 8. For the case $z_1 = 1, z_2 = -1$, we will recover the previous formulas in Proposition 2. For the case $z_1 = 2, z_2 = -1$, we get

$$\begin{aligned} f_1 &= \frac{\sqrt{2 + e^{\phi_0 - \psi_0}} (1 + 2e^{\phi_0 - \psi_0}) e^{\frac{3}{2}(\psi_0 - \phi_0)} - 3\sqrt{3}}{3\sqrt{2}c_{10}^{3/2}}, \\ f_2 &= \frac{\operatorname{arcsinh}(e^{(\phi_0 - \psi_0)/2}/\sqrt{2}) - \operatorname{arccsch}(\sqrt{2})}{\sqrt{2}c_{10}^{3/2}}. \end{aligned} \quad (70)$$

For the case with $z_1 = 1, z_2 = 1, z_3 = -1$, we have

$$\begin{aligned} f_j(c_{10}, c_{20}, \phi_0 - \psi_0) &= \frac{\sqrt{2}(e^{(\psi_0 - \phi_0)/2} - 1)}{c_{j0}\sqrt{c_{10} + c_{20}}}, \\ f_3(c_{10}, c_{20}, \phi_0 - \psi_0) &= \frac{\sqrt{2}(e^{(\phi_0 - \psi_0)/2} - 1)}{(c_{10} + c_{20})^{3/2}}, \end{aligned} \quad (71)$$

where $j = 1, 2$.

III. NUMERICAL EXAMPLES

A. A steady state problem

As a first example to verify the preceding effective conditions, we take the steady state problem from Rubinstein [12, pp. 133-134], since this problem can be solved analytically with effective conditions. Consider the stationary ionic transport in a unity thick unstirred layer adjacent to an ideally cation-permselective interface, and the PNP system with ± 1 ions for $x \in [0, 1]$ is

$$-\epsilon^2 \psi'' = p - n, \quad p' + p\psi' = -j, \quad n' - n\psi' = 0, \quad (72)$$

together with boundary conditions

$$\begin{aligned} p(0) = n(0) = 1, \quad \psi(0) = 0, \\ p(1) = 1, \quad J_n(1) = 0, \quad \psi(1) = -V, \end{aligned} \quad (73)$$

where prime denotes the derivative with respect to x , and j is a flux constant to be determined with given potential V . Physically, the j - V relation is the current-voltage relation in this example. Since it is electro-neutral at left end $x = 0$, there is only a boundary layer near $x = 1$.

One can easily write down the EN system for $c(x)$ and $\phi(x)$ in bulk region, and the solutions are given by

$$c(x) = 1 - \frac{j}{2}x, \quad \phi(x) = \ln \left(1 - \frac{j}{2}x \right). \quad (74)$$

By using the usual continuity of electro-chemical potential as in [12], we get

$$j = 2(1 - e^{-V/2}). \quad (75)$$

By the present effective condition (38)₃ at $x = 1$, we get

$$2 \ln(1 - \frac{j}{2}) - 4j\epsilon \left(\frac{\sqrt{2}e^{-\frac{V}{2}}}{(2-j)^2} - \frac{1}{(2-j)^{3/2}} \right) = -V, \quad (76)$$

where there is an $O(\epsilon)$ correction term.

In the numerical verification, we consider the dynamic system (1) with boundary conditions (73) and the following initial conditions at $t = 0$,

$$p(x, 0) = 1, \quad n(x, 0) = 1. \quad (77)$$

The solution will tend to the steady state for (72,73), and the flux j near the steady state can be found. Finite-volume method with refined mesh near $x = 1$ is adopted in the numerical simulation. With $V = 1$ and $\epsilon = 0.1, 0.05, 0.01$, we compare in Table I the results of flux j from Rubinstein's condition (75) and present condition (76) with that in numerical simulations. The table manifests that the present effective condition produces better results and the $O(\epsilon)$ term is correct. Figure 1 shows the comparison between bulk solution (74) and the numerical solution at $t = 20$ with $\epsilon = 0.05$.

Next, we replace Dirichlet boundary condition for $\psi(1)$ by a Robin-type condition $\eta\psi'(1) = -1 - \psi(1)$ and

ϵ	0.1	0.05	0.01
Rubinstein	0.7869	0.7869	0.7869
Present	0.8191	0.8029	0.7901
Numerical	0.8191	0.8029	0.7901

TABLE I. Comparison of flux j with fixed $V = 1$ and different ϵ , where “Rubinstein” and “present” are from formulas (75) and (76), “Numerical” is from dynamic system.

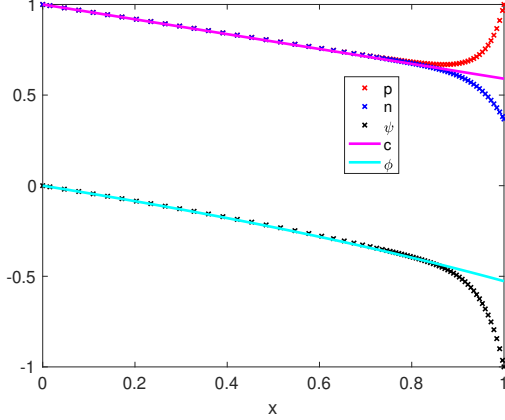


FIG. 1. Comparison between analytic bulk solution with numerical solution at $t = 20$, with $\epsilon = 0.05$.

keep others the same as before. The effective conditions (38,48) imply that

$$2 \log \left(1 - \frac{j}{2} \right) - \frac{4j\epsilon (\sqrt{2}e^{\psi_1/2} - \sqrt{2-j})}{(j-2)^2} = \psi_1, \quad (78)$$

$$\psi_1 = -1 + \sqrt{2}\frac{\eta}{\epsilon} - 2W \left(e^{(\sqrt{2}\eta - \epsilon)/(2\epsilon)} \eta / (\sqrt{2}\epsilon) \right),$$

where W is the Lambert W function. For $\epsilon = 0.01$ and different η , we compare in Table II the results of flux j from (78) with numerical results by a dynamic simulation (with initial condition (77)). For the Robin-type condition, in general we only get leading order correct, and the error is roughly $O(\eta)$.

B. Two dynamic examples

In this subsection, we investigate two dynamical examples to verify the EN theories. In these examples, the

η	10^{-2}	10^{-3}	10^{-4}
Present	0.5358	0.7570	0.7867
Numerical	0.5406	0.7590	0.7871

TABLE II. Comparison of flux j from present analytic formula and numerical simulation.

previous assumptions on BL structure are satisfied, so we can solve the EN system in bulk region directly and efficiently with effective boundary conditions.

As the first example, we examine the PNP system (1) with Dirichlet boundary conditions for p, n, ψ like (26). More precisely the boundary conditions at $x = 0, 1$ are given by

$$\begin{aligned} p(0, t) = 1 + t, \quad n(0, t) = 1, \quad \psi(0, t) = 0, \\ p(1, t) = 1, \quad n(1, t) = 1 + t, \quad \psi(1, t) = 0, \end{aligned} \quad (79)$$

and the initial conditions at $t = 0$ are

$$n(x, 0) = p(x, 0) = 1, \quad 0 < x < 1. \quad (80)$$

In this case, the BL will gradually appear, and we will demonstrate it with $\epsilon = 0.01$. Finite-Volume method with refined mesh in BL is adopted to solve the original system (1). The EN system (6) for $c(x, t), \phi(x, t)$ is solved with fixed uniform mesh with the aid of effective boundary conditions. And we try two implementations with following effective boundary conditions, (i) the leading order Dirichlet conditions (called Rubinstein’s condition here)

$$c_0 = c_1 = \sqrt{1+t}, \quad \phi_0 = -\phi_1 = \frac{1}{2} \ln(1+t), \quad (81)$$

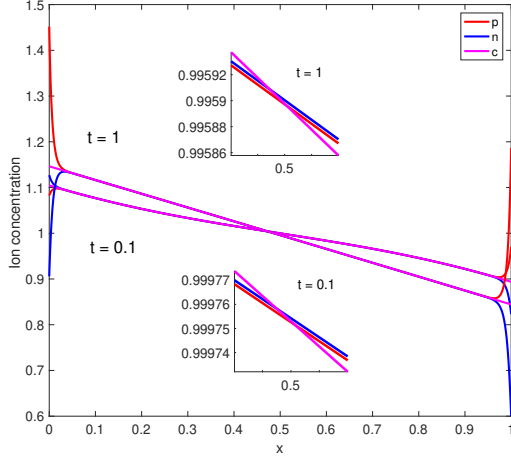
and (ii) the Robin-type conditions in (39) with $O(\epsilon)$ correction term. All the above effective boundaries are explicit and linear and thus can be easily applied.

Figure 2 shows the comparison between the numerical result of original PNP system and two direct numerical implementations for EN system. Figure 2(a) shows that the present higher order effective conditions produce better results for ion concentration than leading order Rubinstein’s condition, and so does Figure 2(b) for electric potential (note that red and pink curves coincide in the enlarged figure). By using the numerical results of $p(x, t)$ and $\psi(x, t)$ for original system as the exact solution, Table III shows the maximum errors of $c(x, t)$ and $\phi(x, t)$ in some bulk region $[0.25, 0.75]$. This indicates that the error is acceptably good with present effective boundary conditions. Furthermore, the EN system needs less mesh points and allows a relatively large time step, so the computational time is greatly reduced. For instance, it costs roughly 1 hour to compute the original system up to $t = 1$ while it costs 8 minutes for EN system.

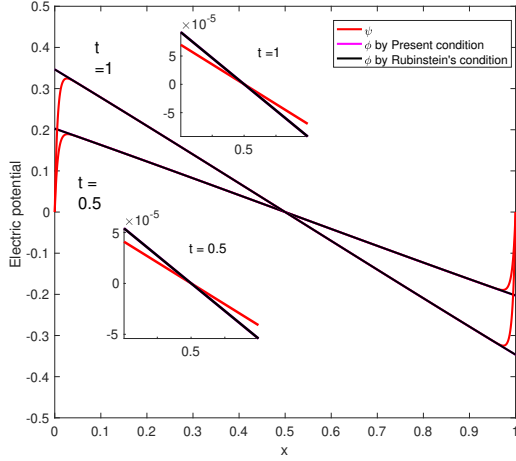
As a second example, we examine the PNP system (1) with the flux conditions

$$\begin{aligned} J_p(0, t) = 0.2, \quad J_n(0, t) = 0.4, \quad \psi(0, t) = 0, \\ J_p(1, t) = 0.2, \quad J_n(1, t) = (1 + 2\epsilon) * 0.4, \quad \psi(1, t) = 0. \end{aligned} \quad (82)$$

Here, the fluxes are $O(1)$ but the unbalanced flux is only $O(\epsilon)$, which is consistent with previous assumptions. The initial conditions are the same as in (80). The original PNP system for p, n, ψ is simulated by finite volume method with refined mesh, while the EN system (6) for



(a) The ion concentrations



(b) The electric potential

FIG. 2. Comparison between numerical results of original PNP system with Dirichlet conditions and those of the EN system with Rubinstein's condition (81) and present condition (39).

c, ϕ is computed with uniform mesh and the linearized version of the effective boundary conditions (24).

Figure 3 shows the comparison between the numerical results of p, n, ψ from original PNP system and those of c, ϕ from EN system at time $t = 0.1, 1$. It shows that the curves agree very well in the bulk region. By using the numerical results of $p(x, t)$ and $\psi(x, t)$ from original system as the exact solution, Table IV shows the maximum errors of $c(x, t)$ and $\phi(x, t)$ in some bulk region $[0.25, 0.75]$. Similarly, it costs less computational time for EN system with effective boundary conditions, namely 6 minutes compared to about 1 hour for original system.

	c at $t = 0.5$	c at $t = 1$	ϕ at $t = 0.5$	ϕ at $t = 1$
Rubinstein	4.5×10^{-4}	1.7×10^{-3}	9.5×10^{-5}	6.2×10^{-5}
Present	4.9×10^{-6}	8.4×10^{-6}	1.1×10^{-5}	2.3×10^{-5}
$p - n$	3.9×10^{-6}	5.0×10^{-6}	—	—

TABLE III. Maximum error in concentration $c(x, t)$ and potential $\phi(x, t)$ in some bulk region $x \in [0.25, 0.75]$ and $t = 0.5, 1$, with Rubinstein's condition (81) and present condition (39).

	c at $t = 0.1$	c at $t = 1$	ϕ at $t = 0.1$	ϕ at $t = 1$
Present	9.1×10^{-7}	3.6×10^{-7}	4.4×10^{-5}	6.7×10^{-4}
$p - n$	2.3×10^{-6}	3.7×10^{-6}	—	—

TABLE IV. Maximum error in concentration $c(x, t)$ and potential $\phi(x, t)$ in some bulk region $x \in [0.25, 0.75]$ and $t = 0.1, 1$.

IV. AN ELECTRO-NEUTRAL MODEL FOR NEURONAL AXON

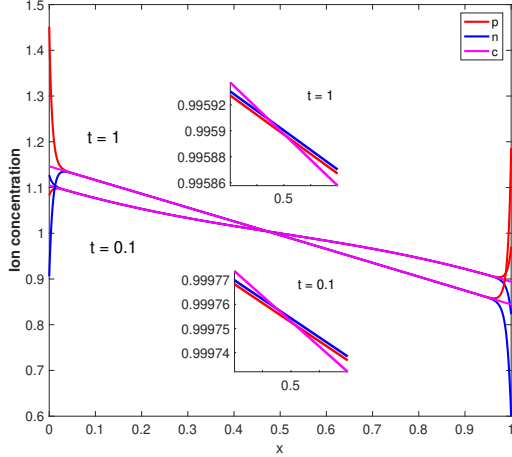
As a concrete example, we consider a cell structure with a membrane in between [32]. The interval is set to be $[0, L]$ where L is the typical length of cell, and the membrane is in the middle $x = L/2$. The left part $[0, L/2]$ is the extracellular space and $(L/2, L]$ is the intracellular space. Only three basic ions $\text{Na}^+, \text{K}^+, \text{Cl}^-$ are considered (fixed negative charge are incorporated into Cl^- ion as approximation), and LEN condition in bulk region is valid in this biological application.

We first formulate the original system in dimensional form. Let p_i ($i = 1, 2, 3$) denote ion concentrations of $\text{Na}^+, \text{K}^+, \text{Cl}^-$, with valences $z_1 = z_2 = 1, z_3 = -1$. The dimensional PNP system for p_i and electric potential ψ in left region $x \in (0, L/2)$ is

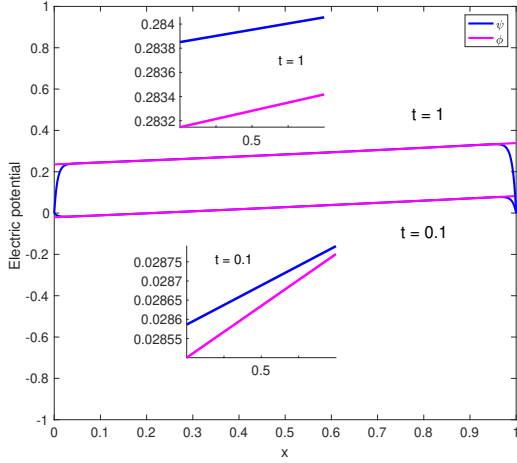
$$\begin{aligned}
 -\epsilon_0 \epsilon_r^L \partial_{xx} \psi &= e_0 N_A \left(\sum_{k=1}^3 z_k p_k \right), \\
 \partial_t p_i &= -\partial_x (J_{p_i}) = D_i \partial_x \left(\partial_x p_i + \frac{e_0}{k_B T} z_i p_i \partial_x \psi \right),
 \end{aligned} \tag{83}$$

where $i = 1, 2, 3$, ϵ_0 is vacuum permittivity, ϵ_r^L is the relative permittivity of left region (extracellular space), e_0 is elementary charge, N_A is Avogadro constant, D_i is the diffusion constant, k_B is Boltzmann constant and T is absolute temperature. The system for right half region is the same except a possibly different relative permittivity ϵ_r^R . The boundary conditions at $x = 0, 1$ are omitted here, and will be presented in dimensionless form.

The membrane at $x = L/2$ is described by Hodgkin-Huxley (HH) model [25], in order to simulate action potential for neuronal axon (one might use GHK flux model [29] for other purposes). Thus, the dimensional relation for the current through membrane/ion channel, from in-



(a) The ion concentrations



(b) The electric potential

FIG. 3. Comparison between numerical results of original PNP system with flux conditions and those of the EN system with effective boundary conditions (24).

tracellular region to extracellular region, is

$$I_i = G_{p_i}(V_m - E_i), \quad (84)$$

or in terms of flux at $x = L/2$

$$\begin{aligned} -z_i e_0 N_A J_{p_i} &= z_i e_0 N_A D_i \left(\partial_x p_i + \frac{e_0}{k_B T} z_i p_i \partial_x \psi \right) \\ &= G_{p_i} \left(\psi_R - \psi_L - \frac{k_B T}{z_i e_0} \ln \frac{p_{iL}}{p_{iR}} \right), \end{aligned} \quad (85)$$

where G_{p_i} is the conductance for ion p_i , $V_m = \psi_R - \psi_L$ is the membrane potential, E_i is the Nernst potential of ion p_i , subscripts L and R denote the left and right limits of quantities at membrane $x = L/2$.

Suppose the membrane has thickness h_m and relative permittivity ϵ_r^m , and assume there are no ions in mem-

brane. Thus, the electric potential is linear inside membrane. The other two jump conditions on the interface $x = L/2$ are

$$\epsilon_r^L \partial_x \psi|_{x=L/2-} = \epsilon_r^R \partial_x \psi|_{x=L/2+} = \epsilon_r^m \frac{\psi_R - \psi_L}{h_m}, \quad (86)$$

where $\frac{L}{2} \pm$ mean the left and right limits at $x = L/2$.

The conductances depend on membrane potential V_m . Following [32], we set $G_{p_3} = G_{Cl} = 0$ and

$$\begin{aligned} G_{p_1} &= G_{Na} = \bar{G}_{Na} m^3 h + G_{Na,leak}, \\ G_{p_2} &= G_K = \bar{G}_K n^4 + G_{K,leak}, \end{aligned} \quad (87)$$

where

$$\begin{aligned} \frac{dn}{dt} &= \alpha_n(1-n) - \beta_n n, \\ \frac{dm}{dt} &= \alpha_m(1-m) - \beta_m m, \\ \frac{dh}{dt} &= \alpha_h(1-h) - \beta_h h. \end{aligned} \quad (88)$$

The coefficients depend on V_m and are given by

$$\begin{aligned} \alpha_n &= \frac{1}{100} \frac{10 - \bar{V}}{(e^{(10-\bar{V})/10} - 1)}, \quad \beta_n = \frac{1}{8e^{\bar{V}/80}}, \\ \alpha_m &= \frac{1}{10} \frac{25 - \bar{V}}{(e^{(25-\bar{V})/10} - 1)}, \quad \beta_m = 4e^{-\bar{V}/18}, \\ \alpha_h &= \frac{7}{100} e^{-\bar{V}/20}, \quad \beta_h = \frac{1}{e^{(30-\bar{V})/10} + 1}, \end{aligned} \quad (89)$$

where $\bar{V} = V_m - V_r$ and V_r is some fixed resting potential. In above coefficients, the unit for \bar{V} is millivolt. Theoretically, there is no singularity in above coefficients, but for computation when \bar{V} is near 10 or 25, it is sensitive as denominator approaches 0. We can use the Taylor expansions in a small neighbourhood say $\delta = 0.01$,

$$\begin{aligned} \alpha_n(\bar{V}) &= \frac{1}{10} + \frac{\bar{V} - 10}{200} + \frac{(\bar{V} - 10)^2}{12000}, \quad |\bar{V} - 10| < \delta, \\ \alpha_m(\bar{V}) &= 1 + \frac{\bar{V} - 25}{20} + \frac{(\bar{V} - 25)^2}{1200}, \quad |\bar{V} - 25| < \delta, \end{aligned} \quad (90)$$

and the error by choosing $\delta = 0.01$ is at least at the order of 10^{-12} . With $\bar{V} = 0$, we get the steady state (also used as initial values to simulate action potential)

$$\begin{aligned} n_0 &= \frac{4}{5e - 1} \approx 0.3177, \quad m_0 = \frac{5}{8e^{5/2} - 3} \approx 0.05293, \\ h_0 &= \frac{7(1 + e^3)}{107 + 7e^3} \approx 0.5961. \end{aligned} \quad (91)$$

A. Non-dimensionalization

In this subsection, we present the dimensionless PNP formulation combined with HH model. We adopt the

following scalings

$$\begin{aligned}\tilde{\psi} &= \frac{\psi}{k_B T / e_0}, \quad \tilde{p}_i = \frac{p_i}{p_0}, \quad \tilde{x} = \frac{x}{L}, \quad \tilde{h}_m = \frac{h_m}{L}, \\ \tilde{D}_i &= \frac{D_i}{D_0}, \quad \tilde{t} = \frac{t}{L^2 / D_0}, \quad \tilde{G}_{p_i} = \frac{G_{p_i}}{G_0},\end{aligned}\quad (92)$$

where p_0 is the typical concentration of ions, D_0 is the typical diffusion constant, and G_0 is defined by $G_0 = p_0 D_0 e^2 N_A / (k_B T L)$. All the parameter values and typical values are given in Appendix B. In the following, we will remove the tilde, and still use the same notations but they represent dimensionless quantities.

The dimensionless PNP system is given by

$$\begin{aligned}-\epsilon_L^2 \partial_{xx} \psi &= \sum_{k=1}^3 z_k p_k, \quad 0 < x < 1/2, \\ -\epsilon_R^2 \partial_{xx} \psi &= \sum_{k=1}^3 z_k p_k, \quad 1/2 < x < 1, \\ \partial_t p_i &= -\partial_x (J_{p_i}) = D_i \partial_x (\partial_x p_i + z_i p_i \partial_x \psi), \\ i &= 1, 2, 3 \quad 0 < x < 1,\end{aligned}\quad (93)$$

together with the conditions on interface $x = 1/2$,

$$\begin{aligned}-z_i J_{p_i}|_{x=\frac{1}{2}} &\equiv z_i D_i (\partial_x p_i + z_i p_i \partial_x \psi)|_{x=\frac{1}{2}} \\ &= G_{p_i} \left(\psi_R - \psi_L - \frac{1}{z_i} \ln \frac{p_{iL}}{p_{iR}} \right),\end{aligned}\quad (94)$$

and

$$\epsilon_L^2 \partial_x \psi|_{x=\frac{1}{2}-} = \epsilon_R^2 \partial_x \psi|_{x=\frac{1}{2}+} = \epsilon_m^2 \frac{\psi_R - \psi_L}{h_m}. \quad (95)$$

In the above, the dimensionless parameters $\epsilon_L, \epsilon_R, \epsilon_m$ are defined by

$$\epsilon_s \equiv \sqrt{\frac{\epsilon_0 \epsilon_r^s k_B T}{e^2 N_A p_0 L^2}}, \quad s = L, R, m. \quad (96)$$

The values of above dimensionless parameters are given in Appendix B.

We use some typical bulk concentrations as the initial state (see Appendix B), so we have at $t = 0$,

$$\begin{aligned}p_1(x, 0) &= 1, \quad p_2(x, 0) = 0.04, \quad p_3(x, 0) = 1.04, \\ \text{for } 0 < x < 1/2, \\ p_1(x, 0) &= 0.12, \quad p_2(x, 0) = 1.25, \quad p_3(x, 0) = 1.37, \\ \text{for } 1/2 < x < 1.\end{aligned}\quad (97)$$

Regarding boundary conditions at $x = 0, 1$, we adopt

$$\begin{aligned}\psi(0, t) &= 0, \quad p_1(0, t) = 1, \\ p_2(0, t) &= 0.04, \quad p_3(0, t) = 1.04, \\ \frac{\partial \psi}{\partial x}(1, t) &= 0, \quad J_{p_i}(1, t) = 0, \quad i = 1, 2, 3.\end{aligned}\quad (98)$$

where the first two lines mean fixed concentrations and electric potential in extracellular region, and the third line means the symmetric conditions in the middle of neuronal axon.

This system is calculated together with definition (87) for conductances and the dynamics of n, m, h in (88). We will not scale the quantities in the coefficients (89), where the quantity \bar{V} (in millivolts) is related to normalized membrane potential $V_m = \psi_R - \psi_L$ through

$$\bar{V} = \frac{k_B T}{e_0} (\psi_R - \psi_L) - V_r, \quad (99)$$

where V_r is fixed resting potential in millivolts (see (107) below).

B. The effective flux conditions for the electro-neutral model

The reduced EN model for bulk region consists of the equations in (55) for c_1, c_2, ϕ , with $n = 3$ and $z_1 = z_2 = 1, z_3 = -1$. Also, we need to propose approximate jump conditions at middle interface for bulk quantities $c_{iL}, \phi_L, c_{iR}, \phi_R$ ($i = 1, 2$), where subscripts L, R indicate the left and right limits of quantities at interface $x = 1/2$. Based on previous analysis in Subsections IID and IIE, we derive the following 14 conditions to close the system (normally 6 conditions are needed, but we have introduced 8 auxiliary quantities $p_{iL}, p_{iR}, \psi_L, \phi_R$ with $i = 1, 2, 3$ at interface $x = 1/2$)

$$\begin{aligned}&\frac{\epsilon_m^2}{h_m} (\psi_R - \psi_L) \\ &= \epsilon_R \sqrt{2c_{3R}} \left(e^{(\phi_R - \psi_R)/2} - e^{(\psi_R - \phi_R)/2} \right) \\ &= -\epsilon_L \sqrt{2c_{3L}} \left(e^{(\phi_L - \psi_L)/2} - e^{(\psi_L - \phi_L)/2} \right),\end{aligned}\quad (100)$$

where $c_{3R} = c_{1R} + c_{2R}, c_{3L} = c_{1L} + c_{2L}$ by electro-neutrality condition, and

$$\begin{aligned}&G_{p_i} \left(\psi_R - \psi_L - \frac{1}{z_i} \ln \frac{p_{iL}}{p_{iR}} \right) \\ &= -z_i (J_{c_i, R} + \epsilon_R \partial_t F_{iR}) \\ &= -z_i (J_{c_i, L} - \epsilon_L \partial_t F_{iL}), \\ &\ln c_{iR} + z_i \phi_R + \frac{\epsilon_R J_{c_i, R}}{D_i} f_{iR} = \ln p_{iR} + z_i \psi_R, \\ &\ln c_{iL} + z_i \phi_L - \frac{\epsilon_L J_{c_i, L}}{D_i} f_{iL} = \ln p_{iL} + z_i \psi_L,\end{aligned}\quad (101)$$

where $i = 1, 2, 3$, J_{c_i} is given in (54), and we have defined

$$\begin{aligned}F_{is} &= F_i(c_{1s}, c_{2s}, \phi_s - \psi_s), \\ f_{is} &= f_i(c_{1s}, c_{2s}, \phi_s - \psi_s), \quad s = L, R,\end{aligned}\quad (102)$$

where F_i and f_i are given by (66) and (71).

From definition (87) and the data in Appendix B, the conductances G_{p_i} have at most the same order as the

dimensionless small parameter $\epsilon_R = \epsilon_L$. Now we simplify the conditions in (101) asymptotically and get

$$\begin{aligned} & -z_i J_{c_i,R} \\ & = G_{p_i} \left(\phi_R - \phi_L - \frac{1}{z_i} \ln \frac{c_{iL}}{c_{iR}} \right) + z_i \epsilon_R \partial_t F_{iR} \\ & \quad + \frac{G_{p_i} \epsilon_R}{D_i z_i} \left[J_{c_i,R} f_{iR} + \frac{\epsilon_R}{\epsilon_L} J_{c_i,L} f_{iR} \right], \\ & = G_{p_i} \left(\phi_R - \phi_L - \frac{1}{z_i} \ln \frac{c_{iL}}{c_{iR}} \right) \\ & \quad + z_i \epsilon_R \partial_t F_{iR} + O(\epsilon_R^2). \end{aligned} \quad (103)$$

We expect the flux is $O(\epsilon_R)$, so the higher-order term $O(\epsilon_R^2)$ can be ignored in calculation but the term $\epsilon_R \partial_t F_{iR}$ should be kept. Similarly, we have the other condition for bulk flux $J_{c_i,L}$ at interface

$$\begin{aligned} -z_i J_{c_i,L} & = G_{p_i} \left(\phi_R - \phi_L - \frac{1}{z_i} \ln \frac{c_{iL}}{c_{iR}} \right) \\ & \quad - z_i \epsilon_L \partial_t F_{iL} + O(\epsilon_L^2). \end{aligned} \quad (104)$$

Formally, without the F_{iR}, F_{iL} corrections, these two conditions are exactly the same as HH model for bulk quantities in EN model, but F_{iR}, F_{iL} are in general not negligible.

To summarize, the final EN system consists of equations (55), jump conditions (100,103,104), and dynamics of conductances (87-89).

Remark 9. If we carry out a linearization for small $\phi_L - \psi_L$ and $\phi_R - \psi_R$ in exponential functions (in F_i, f_i and (100)), then we obtain

$$\begin{aligned} & -\sum_{i=1}^3 z_i J_{c_i,L} - \sum_{i=1}^3 G_{p_i} \left(\phi_R - \phi_L - \frac{1}{z_i} \ln \frac{c_{iL}}{c_{iR}} \right) \\ & = -\epsilon_L \sum_{i=1}^3 z_i \partial_t F_{iL} \approx -\epsilon_L \partial_t [\sqrt{2c_{3L}} (\phi_L - \psi_L)] \\ & \approx \frac{\epsilon_m^2}{h_m} \partial_t (\psi_R - \psi_L), \end{aligned} \quad (105)$$

where we have used linearized version of (100) in last approximation. Similarly, we get

$$\begin{aligned} & -\sum_{i=1}^3 z_i J_{c_i,R} - \sum_{i=1}^3 G_{p_i} \left(\phi_R - \phi_L - \frac{1}{z_i} \ln \frac{c_{iL}}{c_{iR}} \right) \\ & \approx \frac{\epsilon_m^2}{h_m} \partial_t (\psi_R - \psi_L). \end{aligned} \quad (106)$$

Physically, on the left-hand side, the first term is the total current from/to bulk region, where the minus sign means from intracellular space to extracellular space; and the second term is total current through membrane or ion channels, approximated by bulk quantities (they differ by higher order term). On the right-hand side, the quantity ϵ_m^2/h_m is the normalized membrane capacitance (scaled by $e^2 N_A p_0 L / (k_B T)$). Under such linearization, this equation reduces to the HH cable model. It is

worth noting the electro-neutral model [33] proposed by Yoichiro Mori in a 3D framework. The present formulation shares similar form with his model, Eq.32-Eq.35 therein. He introduced the term σ_i in Eq.35 which serves the same role as F_{iR}, F_{iL} above.

C. Numerical results

In this subsection, we show some numerical results for both original model with PNP system and the present EN model. The simulation is divided into two steps, first we generate a resting state and second we simulate the phenomenon of action potential.

Step 1. To generate a resting state, we only use two leak conductance as in [32], by setting $\bar{G}_{Na} = \bar{G}_K = 0$ in (87). Flux of sodium ion is positive, i.e., from extracellular region to intracellular region, while flux of potassium ion is negative. After some time, say at $t = 6$, the net flux across membrane tends to 0, i.e., $J_{p1} + J_{p2}|_{x=1/2} = 0$, which is defined as the resting state. Figure 4(a) shows the dynamics of membrane potential $V_m = \psi_R - \psi_L$ for both original model and EN model, and they agree very well. Figure 4(b) shows the distributions of electric potential ψ for original system and ϕ for EN model, at resting state $t = 6$. They agree very well in bulk region. The resting potential is calculated as

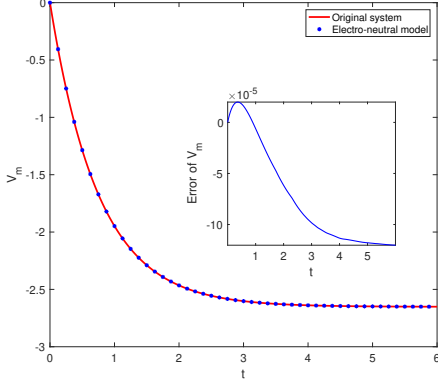
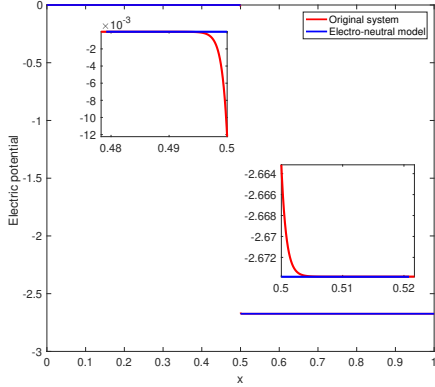
$$\begin{aligned} V_m|_{t=6} & = \psi_R - \psi_L|_{t=6} \approx -2.65, \\ V_r & = \frac{k_B T}{e_0} (\psi_R - \psi_L)|_{t=6} \approx -63.8 \text{ mV}. \end{aligned} \quad (107)$$

The EN model needs less mesh points and allows a relatively large time step, therefore it is more efficient in computation. To calculate the resting state by original system, it costs roughly 3.7 hours, while it takes only 4 minutes by the EN model.

Step 2. To evoke the action potential [32], we use both leak conductance and voltage-gated conductances, with initial values in (91) for the dynamics of n, m, h . To speed the process, we modify \bar{G}_{Na} to allow more flux of Na^+ into the intracellular region. In the simulation, we change \bar{G}_{Na} to $50\bar{G}_{Na}$ for the period $0 < t < 0.1$. Figure 5 shows dynamics of membrane potential $V_m = \psi_R - \psi_L$ for both original model and EN model with different time steps, which demonstrates the phenomenon of action potential. Table V compares the computational time between the original system and EN model, and shows the maximum error for the whole process of action potential with different time steps (numerical results from original system is treated as exact value). This indicates that the EN model is more efficient with acceptable error.

Remark 10. In this case, across the membrane, we have Robin-type boundary conditions for ψ in (95) with an effective η as in Subsection II D

$$\eta = \frac{\epsilon_L^2 h_m}{\epsilon_m^2} \approx 0.2 \gg O(\epsilon). \quad (108)$$

(a) The dynamics of membrane potential V_m 

(b) Distribution of electric potential at resting state

FIG. 4. Numerical results of original system and electro-neutral (EN) model to generate the resting state in step 1.

As expected in previous Remark 6 (this 3-ion case is similar to 2-ion case with ± 1 valences), the variation of ψ, p_i is roughly $O(\epsilon_L/\eta) \sim 10^{-2}$, which is consistent with numerical simulations like Figure 4(b).

V. CONCLUSIONS

In this work, we have investigated the 1D dynamic PNP system with various boundary conditions, and derived the associated EN system with effective boundary conditions. For the case of Dirichlet boundary conditions, the effective conditions can be considered as generalization of continuity of electrochemical potential. For the case of flux conditions, we manage to bring back the essential higher-order contribution to make the effective conditions physically correct. The effective conditions in general multi-ion case involves elliptic integrals, and these extra dynamic terms of elliptic integrals accounts for the accumulation of ions in BL. We have verified the EN system in some numerical examples, in particular,

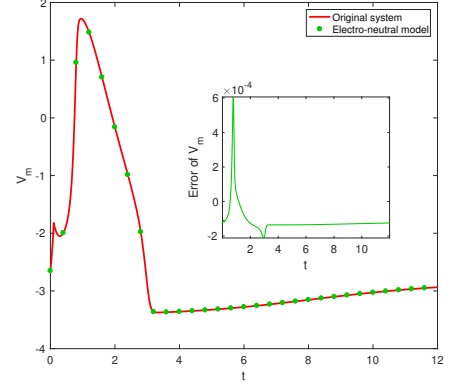
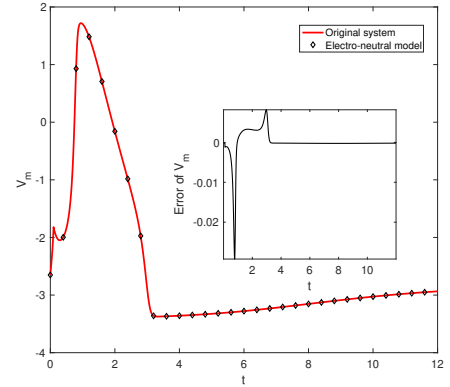
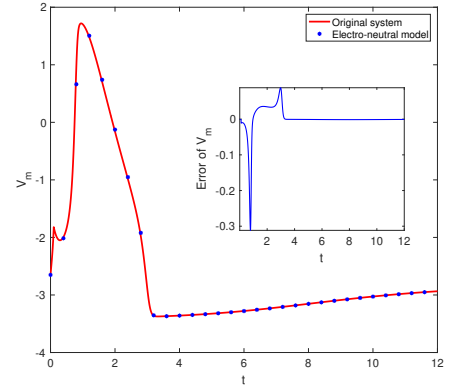
(a) With $\Delta t = 5 * 10^{-6}$ (b) With $\Delta t = 5 * 10^{-5}$ (c) With $\Delta t = 5 * 10^{-4}$

FIG. 5. Numerical results of original system and EN model in the dynamics of action potential in step 2.

efficiently demonstrated the phenomenon of action potential in neuronal axon. We will extend the results to the 2D case in the near future, and illustrate the signal transmission in neuronal axon in more realistic framework.

	Original system $\Delta t = \frac{5}{8} * 10^{-6}$	EN model, $\Delta t = 5 * 10^{-6}$	EN model, $\Delta t = 5 * 10^{-5}$	EN model, $\Delta t = 5 * 10^{-4}$
Error	—	$6 * 10^{-4}$	0.03	0.3
Time	8 hours	1.7 hour	10 minutes	1 minute

TABLE V. Comparison of computation time between original system and EN model, and the maximum error for membrane potential V_m in EN model.

Appendix A: The functions F_i, f_i in Theorems 1,2

We show that the functions F_i, f_i are well defined. We take F_i for example, and recall that

$$F_i = \pm \frac{c_{i0}}{\sqrt{2}} \int_1^{e^{\phi_0 - \psi_0}} \frac{u^{z_i} - 1}{\sqrt{\sum_{k=1}^n c_{k0}(u^{z_k} - 1)}} \frac{du}{u}. \quad (\text{A1})$$

We analyze the integrand, and since all z_k are integers, we can write the numerator as

$$u^{z_i} - 1 = \frac{P(u)}{Q(u)}(u - 1), \quad (\text{A2})$$

where $u = 1$ is a simple zero, and polynomials $P(u)$ and $Q(u)$ are well defined near $u = 1$. We write the function inside square root as

$$H(u) = \sum_{k=1}^n c_{k0}(u^{z_k} - 1), \quad (\text{A3})$$

then, one easily finds (note $z_k \neq 0$)

$$\begin{aligned} H(1) &= 0, \quad H'(u) = \sum_{k=1}^n c_{k0} z_k u^{z_k-1}, \\ H'(1) &= \sum_{k=1}^n c_{k0} z_k = 0, \\ H''(1) &= \sum_{k=1}^n c_{k0} z_k(z_k - 1) = \sum_{k=1}^n c_{k0} z_k^2 > 0. \end{aligned} \quad (\text{A4})$$

Therefore, $u = 1$ is a double zero of $H(u)$. Since all z_k are integers, $H(u)$ is a rational function in u , and we can write

$$H(u) = \frac{P_1(u)}{Q_1(u)}(u - 1)^2, \quad (\text{A5})$$

where polynomials $P_1(u)$ and $Q_1(u)$ are well-defined and $P_1(u)/Q_1(u) > 0$ near $u = 1$. Then the integrand together with \pm is given by

$$\begin{aligned} &\pm \frac{u^{z_i} - 1}{u \sqrt{\sum_{k=1}^n c_{k0}(u^{z_k} - 1)}} \\ &= \frac{\pm(u - 1)}{\sqrt{(u - 1)^2}} \frac{P(u)}{uQ(u)} \sqrt{\frac{Q_1(u)}{P_1(u)}} = \frac{P(u)}{uQ(u)} \sqrt{\frac{Q_1(u)}{P_1(u)}}, \end{aligned} \quad (\text{A6})$$

where \pm are chosen for cases $u > 1$ and $u < 1$, and hence the first factor disappears. This implies that F_i has the same form for both cases.

Appendix B: The data used in Section IV

The data are mainly from papers [25, 32] and book [34]. The temperature in [25] is set to be 6.3°C , so we get $T = 279.45\text{ K}$. The other constants are

$$\begin{aligned} k_B &= 1.38 \times 10^{-23} \text{ J/K}, \quad N_A = 6.022 \times 10^{23} / \text{mol}, \\ e_0 &= 1.602 \times 10^{-19} \text{ C}, \quad \epsilon_0 = 8.854 \times 10^{-12} \text{ C/(V} \cdot \text{m)}. \end{aligned} \quad (\text{B1})$$

The typical bulk concentrations for $\text{Na}^+, \text{K}^+, \text{Cl}^-$ are

	p_1, Na^+	p_2, K^+	p_3, Cl^-
Extracellular	100 mM	4 mM	104 mM
Intracellular	12 mM	125 mM	137 mM

which are used as initial conditions (scaled by p_0 below). Some typical values are (diffusivity of Cl^- is from [35])

$$\begin{aligned} \epsilon_r^L &= \epsilon_r^R = 80, \quad \epsilon_r^m = 2, \quad h_m = 5\text{nm}, \\ p_0 &= 100 \text{ mM} = 100 \text{ mol/m}^3, \quad L = 1\mu\text{m}, \\ D_0 &= 10^{-5} \text{ cm}^2/\text{s} = 10^{-9} \text{ m}^2/\text{s}, \\ D_1 &= 1.33D_0, \quad D_2 = 1.96D_0, \quad D_3 = 2.03D_0. \end{aligned} \quad (\text{B2})$$

The conductances are given by

$$\begin{aligned} \bar{G}_{Na} &= 120 \text{ mS/cm}^2 = 1200 \text{ C/(V} \cdot \text{s} \cdot \text{m}^2), \\ \bar{G}_K &= 360 \text{ C/(V} \cdot \text{s} \cdot \text{m}^2), \\ \bar{G}_{Na,leak} &= 0.65 \text{ C/(V} \cdot \text{s} \cdot \text{m}^2), \\ \bar{G}_{K,leak} &= 4.35 \text{ C/(V} \cdot \text{s} \cdot \text{m}^2). \end{aligned} \quad (\text{B3})$$

From the above data, we get

$$\begin{aligned} \frac{k_B T}{e_0} &\approx 24 \text{ mV}, \quad \frac{L^2}{D_0} = 1 \text{ ms}, \\ G_0 &= \frac{p_0 D_0 e^2 N_A}{k_B T L} \approx 400758 \text{ C/(V} \cdot \text{s} \cdot \text{m}^2). \end{aligned} \quad (\text{B4})$$

For the dimensionless system we have

$$\begin{aligned} \epsilon_L &= \epsilon_R = 1.33 \times 10^{-3}, \quad \epsilon_m = 2.1 \times 10^{-4}, \\ h_m &= 5 \times 10^{-3}, \\ D_1 &= 1.33, \quad D_2 = 1.96, \quad D_3 = 2.03, \\ \bar{G}_{Na} &= 3 \times 10^{-3}, \quad \bar{G}_K = 9 \times 10^{-4}, \\ \bar{G}_{Na,leak} &= 1.6 \times 10^{-6}, \quad \bar{G}_{K,leak} = 1 \times 10^{-5}. \end{aligned} \quad (\text{B5})$$

ACKNOWLEDGMENTS

The authors would like to thank Prof. Yoichiro Mori for some valuable suggestions.

-
- [1] D. Gillespie and R. S. Eisenberg, Physical Review E **63**, 061902 (2001).
 - [2] T.-L. Horng, T.-C. Lin, C. Liu, and B. Eisenberg, The Journal of Physical Chemistry B **116**, 11422 (2012).
 - [3] P. A. Markowich, *The stationary semiconductor device equations* (Springer Science & Business Media, 2013).
 - [4] J. J. Jasielec, G. Lisak, M. Wagner, T. Sokalski, and A. Lewenstam, Electroanalysis **25**, 133 (2013).
 - [5] A. Singer, D. Gillespie, J. Norbury, and R. Eisenberg, European journal of applied mathematics **19**, 541 (2008).
 - [6] A. Singer and J. Norbury, SIAM Journal on Applied Mathematics **70**, 949 (2009).
 - [7] W. Liu, Journal of Differential Equations **246**, 428 (2009).
 - [8] W. Liu and H. Xu, Journal of Differential Equations **258**, 1192 (2015).
 - [9] G. Lin, W. Liu, Y. Yi, and M. Zhang, SIAM Journal on Applied Dynamical Systems **12**, 1613 (2013).
 - [10] B. Eisenberg, W. Liu, and H. Xu, Nonlinearity **28**, 103 (2015).
 - [11] X.-S. Wang, D. He, J. J. Wylie, and H. Huang, Physical Review E **89**, 022722 (2014).
 - [12] I. Rubinstein, *Electro-diffusion of ions* (SIAM, 1990).
 - [13] I. Rubinstein, SIAM Journal on Applied Mathematics **47**, 1076 (1987).
 - [14] H. Huang, J. J. Wylie, and R. M. Miura, Bulletin of mathematical biology **73**, 1682 (2011).
 - [15] R. T. Mathias, Biophysical Journal **48**, 435 (1985).
 - [16] E. Vaghefi, N. Liu, and P. J. Donaldson, Biomedical engineering online **12**, 85 (2013).
 - [17] H. Gao and D. He, Journal of Scientific Computing , 1 (2017).
 - [18] A. Flavell, M. Machen, B. Eisenberg, J. Kabre, C. Liu, and X. Li, Journal of Computational Electronics **13**, 235 (2014).
 - [19] C. Chainais-Hillairet, J.-G. Liu, and Y.-J. Peng, ESAIM: Mathematical Modelling and Numerical Analysis **37**, 319 (2003).
 - [20] C. Chainais-Hillairet and Y.-J. Peng, IMA journal of numerical analysis **23**, 81 (2003).
 - [21] B. Lu, M. J. Holst, J. A. McCammon, and Y. Zhou, Journal of computational physics **229**, 6979 (2010).
 - [22] M. Mirzadeh and F. Gibou, Journal of Computational Physics **274**, 633 (2014).
 - [23] C. J. Budd, W. Huang, and R. D. Russell, SIAM Journal on Scientific Computing **17**, 305 (1996).
 - [24] H. Tang and T. Tang, SIAM Journal on Numerical Analysis **41**, 487 (2003).
 - [25] A. Hodgkin and A. Huxley, Bulletin of mathematical biology **52**, 25 (1990).
 - [26] C.-C. Lee, H. Lee, Y. Hyon, T.-C. Lin, and C. Liu, Nonlinearity **24**, 431 (2010).
 - [27] B. J. Kirby, *Micro-and nanoscale fluid mechanics: transport in microfluidic devices* (Cambridge University Press, 2010).
 - [28] A. W. Bush, *Perturbation methods for engineers and scientists* (CRC press, 1992).
 - [29] B. Hille *et al.*, *Ion channels of excitable membranes*, Vol. 507 (Sinauer Sunderland, MA, 2001).
 - [30] H.-C. Chang and G. Jaffé, The Journal of Chemical Physics **20**, 1071 (1952).
 - [31] I. Lelidis, J. R. Macdonald, and G. Barbero, Journal of Physics D: Applied Physics **49**, 025503 (2015).
 - [32] J. Pods, J. Schönke, and P. Bastian, Biophysical journal **105**, 242 (2013).
 - [33] Y. Mori, arXiv preprint arXiv:0901.3914 (2009).
 - [34] J. Malmivuo and R. Plonsey, *Bioelectromagnetism: principles and applications of bioelectric and biomagnetic fields* (Oxford University Press, USA, 1995).
 - [35] J.-L. Liu and B. Eisenberg, The Journal of chemical physics **141**, 12B640.1 (2014).