

# Critical point of nuclear matter and beam energy dependence of net proton number fluctuations

Volodymyr Vovchenko,<sup>1,2</sup> Lijia Jiang,<sup>2</sup> Mark I. Gorenstein,<sup>2,3</sup> and Horst Stoecker<sup>1,2,4</sup>

<sup>1</sup>*Institut für Theoretische Physik, Goethe Universität Frankfurt, D-60438, Frankfurt am Main, Germany*

<sup>2</sup>*Frankfurt Institute for Advanced Studies, Giersch Science Center, D-60438, Frankfurt am Main, Germany*

<sup>3</sup>*Bogolyubov Institute for Theoretical Physics, 03680 Kiev, Ukraine*

<sup>4</sup>*GSI Helmholtzzentrum für Schwerionenforschung GmbH, D-64291 Darmstadt, Germany*

The beam energy dependence of net baryon number susceptibilities is studied in the framework of the hadron resonance gas model with the attractive and repulsive van der Waals interactions between baryons. The collision energy dependences for the skewness  $S\sigma$  and kurtosis  $\kappa\sigma^2$  deviate significantly from the Poisson baseline and demonstrate the existence of rich structures at moderate collision energies. This behavior may result from the critical end point of the nuclear liquid-gas first order phase transition. In particular,  $\kappa\sigma^2$  shows a non-monotonic energy dependence, and, in contrast to the standard scenario for the QCD critical point, it does not decrease at low collision energies. It is also found that the measurable net proton fluctuations differ significantly from the net baryon fluctuations when interactions between baryons cannot be neglected. The results are compared with the experimental net proton number fluctuations measured by the STAR collaboration.

PACS numbers: 24.10.Pa, 25.75.Gz

Keywords: hadron resonance gas, nuclear matter, critical point, net proton fluctuations

One of the main goals of today's experiments in nucleus-nucleus (A+A) collisions is to search for the critical point (CP) of QCD matter [1–9] (see also reviews [10, 11]). Theoretical arguments suggest the enhancement of net baryon number fluctuations in the critical region [12–17]. On the experimental side, the STAR collaboration has presented the Beam Energy Scan data of proton cumulants in Au+Au collisions for center of mass energies per nucleon pair,  $\sqrt{s_{NN}}$ , of the Relativistic Heavy Ion Collider from 7.7 GeV to 200 GeV. At moderate collision energies, the data [18–20] of skewness  $S\sigma$  and kurtosis  $\kappa\sigma^2$  of the net proton number fluctuations show an interesting non-monotonic behavior and exhibit large deviations from the Poisson baseline expected, e.g., for an equilibrium system of non-interacting hadrons. This is considered as a possible signal for the CP [21–27]. The experimental data is also influenced by other effects, such as initial state fluctuations [28], system volume fluctuations [29–31], stopping effects [32], acceptance effects [33, 34], global charge conservation [35, 36], effects of the hadronic phase [17, 37], etc. Some of these effects have been studied with transport models [38–40]. It has also been argued that correlation functions, expressible through cumulants, may provide a cleaner information about the underlying dynamics in heavy-ion collisions [41].

In this paper, we focus on the interactions between baryons within the Quantum van der Waals (QvdW) equation of state [42–44]. In Ref. [45] the Hadron Resonance Gas (HRG) model with QvdW interac-

tions between baryons and between antibaryons was formulated and compared with lattice QCD simulations in the crossover temperature region and at zero chemical potentials. Inclusion of the vdW interactions has only minor influence on the pressure and energy density in comparison with the ideal HRG (IHRG) model, but they change significantly the structure of all high order fluctuations of conserved charges, in most cases leading to a much better agreement with the lattice data. The influence of nucleon-nucleon interactions and the associated nuclear liquid-gas criticality on baryon number fluctuations had previously also been pointed out in Refs. [46, 47]. In the following, we calculate the baryon number fluctuations along the chemical freeze-out line within the QvdW-HRG model and make a comparison with the STAR data. To achieve this goal three steps are necessary: 1) formulate the QvdW-HRG model; 2) fix the chemical freeze-out conditions in central A+A collisions; 3) take into account experimental acceptance effects.

The interactions between hadrons play an important role at the chemical freeze-out in heavy ion collisions. This is especially true for the higher order fluctuations of conserved charges, which probe finer details of the equation of state. Searching for the CP signatures (or, more generally, for any notable deviations from the Poisson baseline) within an equilibrium HRG model is only possible if appropriate hadron-hadron interactions are taken into account. Following [45] we assume that the pressure of the QvdW-HRG

system can be written as the sum of 3 terms:

$$p(T, \mu) = p_M(T, \mu) + p_B(T, \mu) + p_{\bar{B}}(T, \mu) , \quad (1)$$

where partial pressures of mesons, baryons, and antibaryons are given as

$$p_M(T, \mu) = \sum_{j \in M} p_j^{id}(T, \mu_j) , \quad (2)$$

$$p_B(T, \mu) = \sum_{j \in B} p_j^{id}(T, \mu_j^{B*}) - a n_B^2 , \quad (3)$$

$$p_{\bar{B}}(T, \mu) = \sum_{j \in \bar{B}} p_j^{id}(T, \mu_j^{\bar{B}*}) - a n_{\bar{B}}^2 . \quad (4)$$

Here  $p_j^{id}$  are the ideal Bose-Einstein [Eq. (2)] or Fermi-Dirac [Eqs. (3), (4)] pressures,  $\mu = (\mu_B, \mu_S, \mu_Q)$  are the chemical potentials which regulate the average values of the total baryonic number  $B$ , strangeness  $S$ , and electric charge  $Q$ . In Eqs. (2)-(4),  $\mu_j = b_j \mu_B + s_j \mu_S + q_j \mu_Q$  and

$$\mu_j^{B*} = \mu_j - b p_{B(\bar{B})} - a b n_{B(\bar{B})}^2 + 2 a n_{B(\bar{B})} , \quad (5)$$

$$n_B = \sum_{j \in B} n_j = (1 - b n_B) \sum_{j \in B} n_j^{id}(T, \mu_j^{B*}) , \quad (6)$$

are, respectively, the shifted chemical potentials and total densities of the different baryons. The expressions for  $\mu_j^{\bar{B}*}$  and  $n_{\bar{B}}$  for the antibaryons are analogous to (5) and (6). The net baryonic density is  $\rho_B = n_B - n_{\bar{B}}$ . The vdW interactions are assumed to exist between all pairs of baryons and between all pairs of antibaryons with the same parameters as for nucleons,  $a = 329 \text{ MeV fm}^3$  and  $b = 3.42 \text{ fm}^3$  [45]. These  $a$  and  $b$  parameters were obtained in Ref. [43] by fitting the saturation density,  $n_0 = 0.16 \text{ fm}^{-3}$ , and binding energy,  $E/A = -16 \text{ MeV}$ , of the ground state of nuclear matter. Baryon-antibaryon, meson-meson, and meson-(anti)baryon vdW interactions are neglected. Thus, the present version of the QvdW-HRG model is a "minimal interaction" extension of the IHRG model. The QvdW-HRG equation of state (1-6) leads to the liquid-gas phase transition in the symmetric nuclear matter, with a CP at  $T_c \cong 19.7 \text{ MeV}$  and  $\mu_B^c \cong 908 \text{ MeV}$  [43]. This nuclear CP corresponds to a singular behavior of baryonic number fluctuations (see Ref. [44] for details). The sums in Eqs. (2-4) include all stable hadrons and resonances listed in the Particle Data Tables. Note, however, that, in the vicinity of the nuclear CP, the main hadron constituents are just protons and neutrons, whereas contributions from other baryons as well as from mesons and antibaryons are strongly suppressed, due to the small temperatures.

To calculate the particle number fluctuations in A+A collisions within a statistical model at different collision energies, the chemical freeze-out values of both temperature and baryonic chemical potential are required. We adopt the thermodynamic freeze-out parameters, which were obtained in Refs. [48, 49] by fitting the particles yields at different collision energies within the HRG model. The following simple functional form of the freeze-out curve was obtained:

$$T = a_1 - a_2 \mu_B^2 - a_3 \mu_B^4 , \quad \mu_B = \frac{b_1}{1 + b_2 \sqrt{s_{NN}}} , \quad (7)$$

with  $a_1 = 0.166 \pm 0.002 \text{ GeV}$ ,  $a_2 = 0.139 \pm 0.016 \text{ GeV}^{-1}$ ,  $a_3 = 0.053 \pm 0.021 \text{ GeV}^{-3}$ ,  $b_1 = 1.308 \pm 0.028 \text{ GeV}$ ,  $b_2 = 0.273 \pm 0.008 \text{ GeV}^{-1}$ . We note that there are also more recent freeze-out curve parameterizations [50], which, in particular, suggest a somewhat lower "limiting" temperature value at  $\mu_B = 0$ . As our focus here is at moderate collision energies and baryon-rich region, we shall adopt the original parameterization of Ref. [49] in the present work.

The fluctuations of conserved charges can now be calculated in the grand canonical ensemble (GCE) from the system pressure by taking the derivatives over the corresponding chemical potentials. The net baryonic number fluctuations are given by the following normalized cumulants (susceptibilities) as ( $n = 1, \dots, 4$ ):

$$\chi_n = \frac{\partial^n (p/T^4)}{\partial (\mu_B/T)^n} = \frac{\partial^n (p_B/T^4)}{\partial (\mu_B/T)^n} + (-1)^n \frac{\partial^n (p_{\bar{B}}/T^4)}{\partial (\mu_{\bar{B}}/T)^n} \equiv \chi_n^B + (-1)^n \chi_n^{\bar{B}} , \quad (8)$$

where  $\mu_{\bar{B}} \equiv -\mu_B$ . The simple presentation of the  $\chi_n$ , with the  $\chi_n^B$  and  $\chi_n^{\bar{B}}$  cumulants in (8) is due to the absence of correlations between baryons and antibaryons in the QvdW-HRG model, i.e. the probability distribution  $\mathcal{P}(N_B, N_{\bar{B}})$  of the number of baryons and antibaryons is the product  $\mathcal{P}(N_B, N_{\bar{B}}) = \mathcal{P}_B(N_B) \mathcal{P}_{\bar{B}}(N_{\bar{B}})$ .

In the following, we consider the normalized skewness and kurtosis for the net baryonic number fluctuations. They are defined as the corresponding ratios of cumulants:

$$S\sigma = \frac{\chi_3}{\chi_2} , \quad \kappa\sigma^2 = \frac{\chi_4}{\chi_2} . \quad (9)$$

The  $\mu_B$ - $T$  contour plots of  $S\sigma$  and  $\kappa\sigma^2$ , as calculated in the QvdW-HRG model, are depicted in Fig. 1. The IHRG model chemical freeze-out curve from Ref. [49] is depicted in Fig. 1 by the dash-dotted

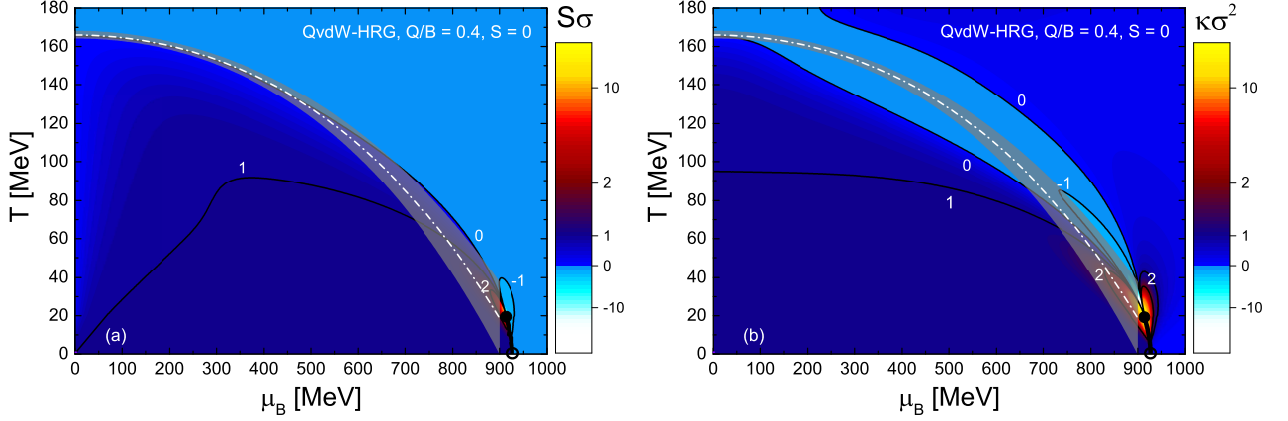


Figure 1: The contour plots of (a)  $S\sigma$  and (b)  $\kappa\sigma^2$  for net baryon fluctuations in the  $\mu_B$ - $T$  plane, as calculated within the QvdW-HRG model. The dash-dotted line shows the IHRG model chemical freeze-out curve [Eq. 7] from Ref. [49], while the semi-transparent shaded area along it depicts the uncertainty in the parameters of this freeze-out curve. The nuclear liquid-gas phase transition is depicted by the thick black line which ends at the CP depicted by full circle.

line. At each  $\mu_B$ - $T$  point, the strangeness and electric charge chemical potentials  $\mu_S$  and  $\mu_Q$  are determined in the QvdW-HRG model from the condition of strangeness neutrality,  $S = 0$ , and fixed electric-to-baryon charge ratio,  $Q/B = 0.4$ . Figure 1 shows that signals from the nuclear matter CP shine brightly in net baryon  $S\sigma$  and  $\kappa\sigma^2$  across the whole phase diagram probed by the heavy-ion collision experiments.

The mean values,  $\langle N_B \rangle$ , and central moments,  $m_n^B = \sum_{N_B} (N_B - \langle N_B \rangle)^n \mathcal{P}_B(N_B)$ , of the corresponding baryon number distributions may be measured in A+A collisions. From these measured values the cumulants of  $\mathcal{P}(N_B)$  distribution are found:

$$\begin{aligned} K_1^B &= \langle N_B \rangle, & K_2^B &= m_2^B, & K_3^B &= m_3^B, \\ K_4^B &= m_4^B - 3m_2^B. \end{aligned} \quad (10)$$

Similar expressions hold for antibaryon quantities.

The cumulants  $K_n$  are connected to  $\chi_n$  in Eq. (8) as  $K_n = VT^3 \chi_n$ , where  $V$  is the system volume. Therefore, all ratios of cumulants  $\chi_n$ , in particular those in Eq. (9), are equal to the corresponding ratios of  $K_n$ . The "required acceptance" [33, 51, 52] for the event-by-event measurements in A+A reactions should then satisfy the following requirements: The GCE can be used if only the accepted phase-space region is a *small* part of the whole system. On the other hand, this region should be *large* enough to capture the relevant physics.

Following Ref. [33], it is assumed that acceptance corrections from all different sources can be modeled

by binomial distributions,

$$P(n) = \sum_{N=n}^{\infty} \mathcal{P}(N) \frac{N!}{n!(N-n)!} q^n (1-q)^{N-n}, \quad (11)$$

where  $n$  represents the *measured* number of baryons (or antibaryons), and  $N$  represents their *true* numbers. The parameter  $q$  ( $0 \leq q \leq 1$ ) describes the acceptance effects. In general, it can be different for baryons and antibaryons. Equation (11) gives  $P(n) = \mathcal{P}(N)$  for  $q = 1$ , whereas  $P(n)$  becomes the Poisson distribution, with  $\langle n \rangle = q\langle N \rangle$  in the limit  $q \rightarrow 0$ . Using Eq. (11), the calculation of all moments and all cumulants  $c_n$ , for all accepted baryons and antibaryons, are straightforward. They are presented as linear combinations,  $c_n = a_1 K_1 + \dots + a_n K_n$ , with  $a_i = a_i(q)$  (see details and explicit expressions in Refs. [17, 33]). The STAR data correspond to accepted protons and antiprotons at midrapidity ( $|y| < 0.5$ ), in two different transverse momentum intervals:  $0.4 < p_T < 0.8$  GeV/c [19] and  $0.4 < p_T < 2$  GeV/c [20]. The data are corrected for detector efficiency. Electrically neutral baryons, such as neutrons, are not counted. It is further assumed that parameters  $q$  for baryons and antibaryons attain the same value. We take  $q = 1$  and  $0.2$ , which approximately represents two cases: 1) the ideal case of all baryons and antibaryons ( $q = 1$ ); 2) a more realistic case of protons and antiprotons within a particular acceptance ( $q = 0.2$ ).

Fig. 2 shows the skewness and the kurtosis, as calculated in the QvdW-HRG model, as functions of  $\sqrt{s_{NN}}$  along the chemical freeze-out line (7). Solid lines represent the results of  $S\sigma$  and  $\kappa\sigma^2$  of the QvdW-HRG

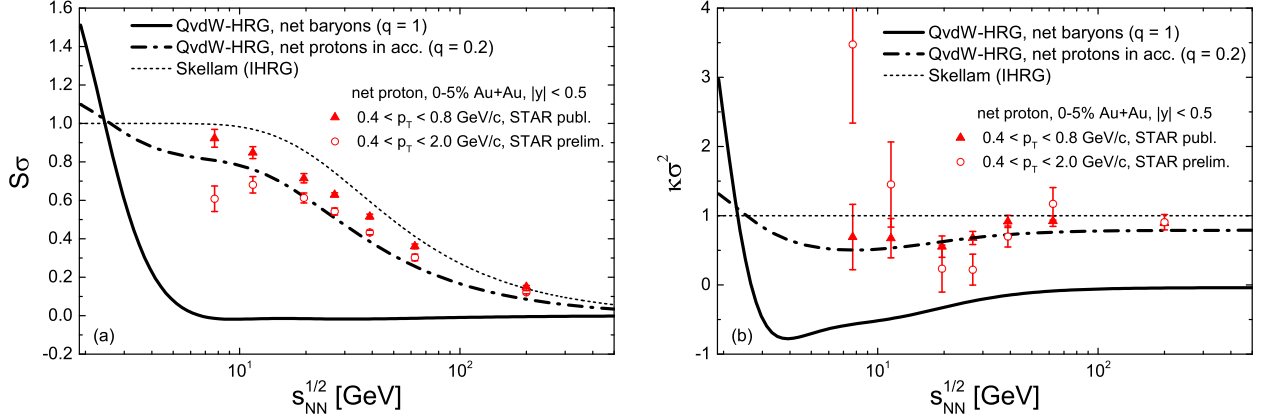


Figure 2: The (a)  $S\sigma$  and (b)  $\kappa\sigma^2$  of net baryons in full acceptance (solid lines) and net protons in finite acceptance (dash-dotted lines) as a function of the collision energies in the QvdW-HRG model. The dotted lines correspond to the Skellam distribution baseline of non-interacting hadrons. The STAR collaboration data for the midrapidity net proton fluctuations in the  $0.4 < p_T < 0.8$  GeV/c [19] and  $0.4 < p_T < 2$  GeV/c [20] intervals are shown by full and open red circles, respectively.

model under the assumption of a full acceptance for both baryons and antibaryons,  $q = 1$  in Eq. (11). The kurtosis  $\kappa\sigma^2$  shows nonmonotonic behavior at moderate collision energies, similar to the STAR data for net protons [20]. Dashed-dotted lines represent the results for  $q = 0.2$ . Obviously, acceptance effects have a large quantitative and qualitative influence on the behavior of both  $S\sigma$  and  $\kappa\sigma^2$ , and appear to bring them closer to the experimental measurements. At small  $q$ , the QvdW-HRG results approach the baselines obtained from ideal gas calculations, shown in Fig. 2 by the dotted lines. Note that there would be no difference between net baryon and accepted net proton cumulant ratios in the IHRG model, where fluctuations correspond to Poisson statistics. The large difference between the results for net baryon ( $q = 1$ ) and accepted net proton ( $q = 0.2$ ) fluctuation observables seen in Fig. 2 appears in the presence of the residual baryon-baryon interactions at chemical freeze-out, which affect fluctuation observables quite strongly. In that regard, the justification for the direct comparisons of net baryon cumulant ratios, calculated either from first principles in lattice QCD [53, 54] or within effective models for QCD equation of state [55–57], with the net proton cumulant ratios measured in heavy-ion collisions at RHIC, is doubtful.

One comment is appropriate here: The chemical freeze-out line (7) used in our studies is determined from the thermal fits to heavy-ion hadron yield data within the simple statistical model for non-interacting hadrons – the IHRG model. This may be approxi-

mately valid in the QvdW-HRG model at large collision energies. However, as thermal fits are affected by hadronic interactions [58, 59], it is not clear whether a simple IHRG model is appropriate for determination of the chemical freeze-out conditions in the baryon-rich matter created in heavy-ion collisions at  $\sqrt{s_{NN}} = 7.7$  GeV and at lower collision energies. Note that even the IHRG model based extrapolations of the freeze-out curve to lower energies are rather uncertain, as illustrated in Fig. 1. This important question will be studied in the ongoing and future heavy-ion experiments, such as the HADES experiment [60], the NA61/SHINE experiment [10, 61] the STAR fixed-target program [62], the future CBM experiment at FAIR [63], and the future NICA project [64]. The moderate collision energies,  $\sqrt{s_{NN}} \lesssim 7.7$  GeV, look as the most interesting region for the studies of baryon number fluctuations. The interactions between baryons are evidently important in this energy region.

We emphasize that our results give a *qualitative* description of the net proton fluctuations measured at mid-rapidity in heavy-ion collision experiments. A complete analysis has to take into account other effects including the initial state fluctuations and global charge conservation, as well as possible loss of information about equilibrium fluctuations during the non-equilibrium evolution in the hadronic phase [37]. A dynamical model, incorporating the above effects, and the baryonic interactions, can be used in a *quantitative* study.

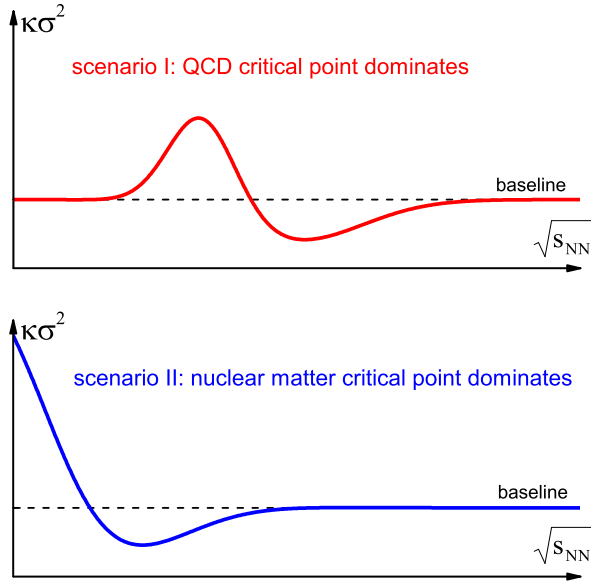


Figure 3: A schematic view of the collision energy dependence of kurtosis  $\kappa\sigma^2$  of net proton fluctuations in two different scenarios. Upper panel shows the “standard scenario” [65], where the energy dependence is determined by the chiral CP of QCD. The lower panel depicts the scenario where the  $\kappa\sigma^2$  behavior is determined by the nuclear liquid-gas criticality.

In summary, the QvdW-HRG model, with attractive and repulsive vdW interactions between the pairs of baryons and antibaryons to study the higher order cumulants of particle number fluctuations. The cumulant ratios which define the skewness  $S\sigma$  and the kurtosis  $\kappa\sigma^2$  for baryonic number fluctuations are calculated. These quantities show non-monotonic structures along the chemical freeze-out line, which bear similarities to the data presented by the STAR Collaboration. These results emphasize the importance of the interactions between baryons for higher order fluctuations. Any serious thermodynamics-based analysis of the net baryon fluctuation measurements should take into account the effects arising from the nuclear liquid-gas criticality. In the “standard scenario” for the QCD CP, shown in upper panel of Fig. 3, it is expected that the kurtosis  $\kappa\sigma^2$  decreases with decreasing  $\sqrt{s_{NN}}$  at moderate collision energies, because the chemical freeze-out  $(T, \mu_B)$ -point moves away from the hypothetical QCD CP [65]. In contrast, here (lower panel of Fig. 3)  $\kappa\sigma^2$  keeps increasing with decreasing  $\sqrt{s_{NN}}$ , as the chemical freeze-out point moves closer towards the nuclear CP. Future

fluctuation measurements and their analysis at moderate collision energies should be able to distinguish these scenarios.

*Acknowledgments.* We are grateful to Adam Bzdak, Volker Koch, Misha Stephanov, Jan Steinheimer, and Nu Xu for stimulating discussions. This work was supported by HIC for FAIR within the LOEWE program of the State of Hesse. V.V. acknowledges the support from HGS-HIRE for FAIR. H.St. acknowledges the support through the Judah M. Eisenberg Laureatus Chair at Goethe University. The work of M.I.G. was supported by the Program of Fundamental Research of the Department of Physics and Astronomy of National Academy of Sciences of Ukraine.

- 
- [1] M. M. Aggarwal *et al.* [STAR Collaboration], arXiv:1007.2613 [nucl-ex].
  - [2] F. Karsch and E. Laermann, In \*Hwa, R.C. (ed.) et al.: Quark gluon plasma\* 1-59 [hep-lat/0305025].
  - [3] Y. Aoki, G. Endrodi, Z. Fodor, S. D. Katz and K. K. Szabo, Nature **443**, 675 (2006) [hep-lat/0611014].
  - [4] Y. Aoki, S. Borsanyi, S. Durr, Z. Fodor, S. D. Katz, S. Krieg and K. K. Szabo, JHEP **0906**, 088 (2009) [arXiv:0903.4155 [hep-lat]].
  - [5] S. P. Klevansky, Rev. Mod. Phys. **64**, 649 (1992); K. Fukushima, Phys. Lett. B **591**, 277 (2004) [hep-ph/0310121].
  - [6] W. j. Fu, Z. Zhang and Y. x. Liu, Phys. Rev. D **77**, 014006 (2008) [arXiv:0711.0154 [hep-ph]]; L. Jiang, X. Xin, K. Wang, S. Qin and Y. Liu, Phys. Rev. D **88**, 016008 (2013).
  - [7] C. D. Roberts and A. G. Williams, Prog. Part. Nucl. Phys. **33**, 477 (1994) [hep-ph/9403224]; S. Qin, L. Chang, H. Chen, Y. Liu and C. Roberts, Phys. Rev. Lett. **106**, 172301 (2011) [arXiv:1011.2876 [nucl-th]].
  - [8] J. Berges, N. Tetradis and C. Wetterich, Phys. Rept. **363**, 223 (2002) [hep-ph/0005122].
  - [9] M. A. Stephanov, Prog. Theor. Phys. Suppl. **153**, 139 (2004) [Int. J. Mod. Phys. A **20**, 4387 (2005)] [hep-ph/0402115].
  - [10] M. Gazdzicki and P. Seyboth, Acta Phys. Polon. B **47**, 1201 (2016) [arXiv:1506.08141 [nucl-ex]].
  - [11] X. Luo and N. Xu, Nucl. Sci. Tech. **28**, 112 (2017) [arXiv:1701.02105 [nucl-ex]].
  - [12] M. A. Stephanov, K. Rajagopal and E. V. Shuryak, Phys. Rev. Lett. **81**, 4816 (1998) [hep-ph/9806219].
  - [13] M. A. Stephanov, K. Rajagopal and E. V. Shuryak, Phys. Rev. D **60**, 114028 (1999) [hep-ph/9903292].
  - [14] C. Athanasiou, K. Rajagopal and M. Stephanov, Phys. Rev. D **82**, 074008 (2010) [arXiv:1006.4636 [hep-ph]]. 9
  - [15] Y. Hatta and M. A. Stephanov, Phys. Rev. Lett. **91**, 102003 (2003)

- [16] M. A. Stephanov, Phys. Rev. Lett. **102**, 032301 (2009).
- [17] M. Kitazawa and M. Asakawa, Phys. Rev. C **86**, 024904 (2012) Erratum: [Phys. Rev. C **86**, 069902 (2012)] [arXiv:1205.3292 [nucl-th]].
- [18] M. M. Aggarwal *et al.* [STAR Collaboration], Phys. Rev. Lett. **105**, 022302 (2010).
- [19] L. Adamczyk *et al.* [STAR Collaboration], Phys. Rev. Lett. **112**, 032302 (2014).
- [20] X. Luo [STAR Collaboration], PoS CPOD **2014**, 019 (2014) [arXiv:1503.02558 [nucl-ex]].
- [21] L. Jiang, P. Li and H. Song, Phys. Rev. C **94**, 024918 (2016) [arXiv:1512.06164 [nucl-th]].
- [22] B. Ling and M. A. Stephanov, Phys. Rev. C **93**, 034915 (2016) [arXiv:1512.09125 [nucl-th]].
- [23] S. Mukherjee, R. Venugopalan and Y. Yin, Phys. Rev. C **92**, 034912 (2015) [arXiv:1506.00645 [hep-ph]].
- [24] S. Mukherjee, R. Venugopalan and Y. Yin, Phys. Rev. Lett. **117**, 222301 (2016) [arXiv:1605.09341 [hep-ph]].
- [25] C. Herold, M. Nahrgang, Y. Yan and C. Kobdaj, Phys. Rev. C **93**, 021902 (2016) [arXiv:1601.04839 [hep-ph]].
- [26] M. Bluhm, M. Nahrgang, S. A. Bass and T. Schaefer, Eur. Phys. J. C **77**, 210 (2017) [arXiv:1612.03889 [nucl-th]].
- [27] L. Jiang, S. Wu and H. Song, arXiv:1704.04765 [nucl-th]; paper in preparation.
- [28] J. I. Kapusta, B. Muller and M. Stephanov, Phys. Rev. C **85**, 054906 (2012) [arXiv:1112.6405 [nucl-th]].
- [29] M. I. Gorenstein and M. Gazdzicki, Phys. Rev. C **84**, 014904 (2011) [arXiv:1101.4865 [nucl-th]].
- [30] E. Sangaline, arXiv:1505.00261 [nucl-th].
- [31] H. j. Xu, Phys. Lett. B **765**, 188 (2017) [arXiv:1612.06485 [nucl-th]].
- [32] A. Bzdak, V. Koch and V. Skokov, Eur. Phys. J. C **77**, 288 (2017) [arXiv:1612.05128 [nucl-th]].
- [33] A. Bzdak and V. Koch, Phys. Rev. C **86**, 044904 (2012) [arXiv:1206.4286 [nucl-th]].
- [34] P. Braun-Munzinger, A. Rustamov and J. Stachel, Nucl. Phys. A **960**, 114 (2017) [arXiv:1612.00702 [nucl-th]].
- [35] V. V. Begun, M. Gazdzicki, M. I. Gorenstein and O. S. Zozulya, Phys. Rev. C **70**, 034901 (2004) [nucl-th/0404056].
- [36] A. Bzdak, V. Koch and V. Skokov, Phys. Rev. C **87**, 014901 (2013) [arXiv:1203.4529 [hep-ph]].
- [37] J. Steinheimer, V. Vovchenko, J. Aichelin, M. Bleicher and H. Stoecker, arXiv:1608.03737 [nucl-th], Phys. Lett. B, in print.
- [38] J. Xu, S. Yu, F. Liu and X. Luo, Phys. Rev. C **94**, 024901 (2016) [arXiv:1606.03900 [nucl-ex]].
- [39] S. He, X. Luo, Y. Nara, S. Esumi and N. Xu, Phys. Lett. B **762**, 296 (2016) [arXiv:1607.06376 [nucl-ex]].
- [40] S. He and X. Luo, Phys. Lett. B **774**, 623 (2017) [arXiv:1704.00423 [nucl-ex]].
- [41] A. Bzdak, V. Koch and N. Strodthoff, Phys. Rev. C **95**, 054906 (2017) [arXiv:1607.07375 [nucl-th]].
- [42] V. Vovchenko, D. V. Anchishkin and M. I. Gorenstein, J. Phys. A **48**, 305001 (2015) [arXiv:1501.03785 [nucl-th]].
- [43] V. Vovchenko, D. V. Anchishkin and M. I. Gorenstein, Phys. Rev. C **91**, 064314 (2015) [arXiv:1504.01363 [nucl-th]].
- [44] V. Vovchenko, D. V. Anchishkin, M. I. Gorenstein and R. V. Poberezhnyuk, Phys. Rev. C **92**, 054901 (2015) [arXiv:1506.05763 [nucl-th]].
- [45] V. Vovchenko, M. I. Gorenstein and H. Stoecker, Phys. Rev. Lett. **118**, 182301 (2017) [arXiv:1609.03975 [hep-ph]].
- [46] K. Fukushima, Phys. Rev. C **91**, 044910 (2015) [arXiv:1409.0698 [hep-ph]].
- [47] A. Mukherjee, J. Steinheimer and S. Schramm, Phys. Rev. C **96**, 025205 (2017) [arXiv:1611.10144 [nucl-th]].
- [48] A. Andronic, P. Braun-Munzinger and J. Stachel, Nucl. Phys. A **772**, 167 (2006) [nucl-th/0511071].
- [49] J. Cleymans, H. Oeschler, K. Redlich and S. Wheaton, Phys. Rev. C **73**, 034905 (2006) [hep-ph/0511094].
- [50] V. Vovchenko, V. V. Begun and M. I. Gorenstein, Phys. Rev. C **93**, 064906 (2016) [arXiv:1512.08025 [nucl-th]].
- [51] S. Jeon and V. Koch, Phys. Rev. Lett. **85**, 2076 (2000) [hep-ph/0003168].
- [52] M. Asakawa, U. W. Heinz and B. Muller, Phys. Rev. Lett. **85**, 2072 (2000) [hep-ph/0003169].
- [53] S. Borsanyi, Z. Fodor, S. D. Katz, S. Krieg, C. Ratti and K. K. Szabo, Phys. Rev. Lett. **113**, 052301 (2014) [arXiv:1403.4576 [hep-lat]].
- [54] A. Bazavov *et al.* [HotQCD Collaboration], Phys. Rev. D **96**, 074510 (2017) [arXiv:1708.04897 [hep-lat]].
- [55] M. Albright, J. Kapusta and C. Young, Phys. Rev. C **92**, 044904 (2015) [arXiv:1506.03408 [nucl-th]].
- [56] W. j. Fu, J. M. Pawlowski, F. Rennecke and B. J. Schaefer, Phys. Rev. D **94**, 116020 (2016) [arXiv:1608.04302 [hep-ph]].
- [57] G. A. Almasi, B. Friman and K. Redlich, Phys. Rev. D **96**, 014027 (2017) [arXiv:1703.05947 [hep-ph]].
- [58] V. Vovchenko and H. Stoecker, J. Phys. G **44**, 055103 (2017) [arXiv:1512.08046 [hep-ph]].
- [59] V. Vovchenko and H. Stoecker, Phys. Rev. C **95**, 044904 (2017) [arXiv:1606.06218 [hep-ph]].
- [60] G. Agakishiev *et al.* [HADES Collaboration], Eur. Phys. J. A **41**, 243 (2009) [arXiv:0902.3478 [nucl-ex]].
- [61] N. Abgrall *et al.* [NA61 Collaboration], JINST **9**, P06005 (2014) [arXiv:1401.4699 [physics.ins-det]].
- [62] K. C. Meehan [STAR Collaboration], J. Phys. Conf. Ser. **742**, 012022 (2016).
- [63] T. Ablyazimov *et al.* [CBM Collaboration], Eur. Phys. J. A **53**, 60 (2017) [arXiv:1607.01487 [nucl-ex]].
- [64] V. Kekelidze, A. Kovalenko, R. Lednicky, V. Matveev, I. Meshkov, A. Sorin and G. Trubnikov, Nucl. Phys. A **956**, 846 (2016).
- [65] M. A. Stephanov, J. Phys. G **38**, 124147 (2011).