

FISSION-FUSION DYNAMICS AND GROUP-SIZE DEPENDENT COMPOSITION IN HETEROGENEOUS POPULATIONS

Gokul G. Nair¹, Athmanathan Senthilnathan^{2,4}, Srikanth K. Iyer², and Vishwesha Guttal³

¹*Department of Physics, Indian Institute of Science, Bangalore, 560 012, India*

²*Department of Mathematics, Indian Institute of Science, Bangalore, 560 012, India*

³*Centre for Ecological Sciences, Indian Institute of Science, Bangalore, 560 012, India*

⁴*Current address: Department of Ecology and Evolutionary Biology, University of Tennessee, Knoxville, Tennessee 37996, USA*

Abstract

Many animal groups are heterogeneous and may even consist of individuals of different species, called mixed-species flocks. Mathematical and computational models of collective animal movement behaviour, however, typically assume that groups and populations consist of identical individuals. In this paper, we develop and analyse a model of merge and split group dynamics, also called fission-fusion dynamics, for heterogeneous populations that contain two types (or species) of individuals. We assume that more heterogeneous groups experience higher split rates than homogeneous groups. We derive a master equation for group size and compositions, and find mean-field steady-state solutions. We predict that there is a critical group size below which groups are more likely to be homogeneous and contain the abundant type/species. Groups larger than the critical size are representative of the global heterogeneity, despite the propensity of heterogeneous groups to split at higher rates. Thus, our model predicts that composition of flocks are group-size dependent. We discuss the implications of our results for current methods used to infer interspecies interactions from mixed-species flock compositions.

Introduction

Collective phenomena and self-organisation are widespread in the animal kingdom [1–4]. Theory as well as empirical works suggest that these macroscopic behaviours often emerge from simple microscopic interactions among individuals. Much of collective behaviour theory and models assume that individuals in populations are identical. Animal populations in nature, however, are rarely homogeneous. Within conspecific social groups, heterogeneity may arise from differences in age, size, or sex. Social groups may also have dominance hierarchies including differences in behavioural tendencies such as boldness and shyness [5–7]. Heterogeneity also arises when individuals of different species interact to form groups, also called mixed-species flocks [8–13]. Given the wide prevalence

of individual variations among grouping species, it is pertinent to investigate how heterogeneity among individuals influences macroscopic features of collective animal behaviour.

Most of the previous studies that incorporate heterogeneity focus on emergent properties of single groups [14–18]. Computational studies show that differences among individuals in phenotypes such as mobility, local cohesion or environmental sensing ability can lead to spontaneous assortment of phenotypes within groups [14]. For example, individuals with higher speed, or *leaders* who sense environmental gradients, are often at the leading edge of groups despite the absence of any communication or signalling among group members. Furthermore, even a relatively small proportion of such leaders can facilitate consensus decision making and transfer of information across groups [15]. Empirical studies do indeed show support for phenotypic assortment and other emergent properties of groups [16, 17, 19]. Many populations often consist of many groups that frequently merge and split among themselves, also called fission-fusion dynamics. The role of heterogeneity on the collective behaviour of fission-fusion populations, however, has not attracted much attention [12, 20, 21].

In this paper, we develop and analyse a model of fission-fusion dynamics of heterogeneous populations. Coagulation-Fragmentation processes provide an excellent mathematical framework to model such flocking dynamics [22–26]. One such important model, proposed by Niwa [25], assumes homogeneous groups on a fixed number of discrete sites. The two most important parameters governing the group movement between sites are the split and move rates. The former determines the rate at which a group splits into two smaller groups (fission), while the latter determines the rate at which a group moves to a new site, potentially merging with another group (fusion) located in the new site. This fission-fusion dynamic model predicts that, in populations of identical individuals, group size distribution is approximately logarithmic. These models have been successful in predicting qualitative features of empirically observed group size distributions from the field [25–27]. In our study, we employ this framework and generalise it to account for heterogeneity among individuals.

For simplicity, we assume that the population consists of two types of individuals (or species). Unlike homogeneous populations, here, we need to keep track of group compositions in addition to the group size distribution. We incorporate the effect of heterogeneity via increased split-rate for groups of heterogeneous composition. These simple assumptions keep the model analytically tractable, yet offer interesting insights for real-world heterogeneous flocks. We first derive master equations for the group sizes and composition and obtain approximate steady-state solutions in the large population limit. We also carry out Monte-Carlo simulations of the model which show considerable agreement with the analytical solution.

Our main finding is that the composition of the flocks depend on the group size. This is despite the merge and split rates being independent of the group size. In particular, we show that there exists a critical group size below which they are more likely to be homogeneous and contain the abundant type/species. However, groups larger than the critical size are representative of the global heterogeneity. This is surprising, given our assumption that heterogeneous groups exhibit a higher propensity to split. In the Discussion section, we provide a reasoning for this phenomenon. We also discuss some interesting implications of our results for current methods used to infer interspecies interactions from mixed-species flock compositions.

Fission-fusion dynamics of homogeneous populations

Our formulation of the problem in heterogeneous populations is based on the model originally conceived by Niwa [25] and later analysed by Ma et al [26]. It assumes s sites with no geometry and

a population of N indistinguishable individuals which can occupy these sites. A group is defined to be the set of individuals occupying the same site at any point of time. All groups move at rate q (which will often be referred to as merge rate) and split at rate p . These rates are independent of group size. When a group moves to an occupied site, they merge to form a larger group with size equal to the sum of smaller groups. A split results in the formation of smaller groups that move to random empty sites. The model can be thought of as the coarse-grained version of a microscopic model with local interactions. Ma et al. derived deterministic evolution equations for the merge-split model from first principles. They did so by considering the various changes that could happen to $f(n, t)$, the expected number of groups of size n at time t , in a small time interval τ . Their analysis of the above described merge and split processes resulted in the following coupled differential equations, given below, where $Z(t) := \sum_{n=1}^{\infty} f(n, t)$ denotes the total number of groups at a given time.

$$\frac{df(n, t)}{dt} = \left(\sum_{i=1}^{n-1} qf(i, t) \frac{f(n-i, t)}{s} \right) + \sum_{i=n+1}^{\infty} \frac{2pf(i, t)}{i-1} - 2qf(n, t) \frac{(Z(t)-1)}{s} - \mathbf{1}_{n \neq 1} pf(n, t), \quad (1a)$$

$$\frac{dZ}{dt} = p(Z(t) - f(1, t)) - qZ(t) \frac{(Z(t)-1)}{s}, \quad (1b)$$

where $\mathbf{1}$ is an indicator function defined for a statement A as

$$\mathbf{1}_A := \begin{cases} 1 & \text{if } A \text{ is true} \\ 0 & \text{if } A \text{ is false.} \end{cases} \quad (2)$$

We describe the dynamics that each term of Eq (1a) and Eq (1b) represent and a few minor modifications that we propose for better accuracy. The first term captures the event where groups of size i and $n-i$ merge, but in the case of $i = n-i = \frac{n}{2}$, we need to account for over-counting. Furthermore, since a group cannot merge with itself, the term corresponding to $i = \frac{n}{2}$ has to be $qf(\frac{n}{2}, t) \frac{(f(\frac{n}{2}, t)-1)}{s}$.

The second term in Eq (1a) corresponds to larger groups splitting to form groups of size n . The factor of 2 accounts for the fact that a group of size $i > n$ can split in two equally probable ways to yield a group of size n . Since the system is finite, the upper limit in the sum cannot be infinity.

The third term represents the probability of groups with size n merging with other groups. This can happen in two ways- either the group of size n moves to an occupied site or a group moves to a site occupied by an n -sized group, hence the factor of two. This term, however, includes merger with groups of size greater than $N-n$, which is impossible. When we generalise this model to heterogeneous groups, we resolve this issue.

The fourth term is the decrease in $f(n, t)$, due to a group of size n splitting, and does not require modification.

Eq (1b), also called the mean-field equation can be obtained by considering the processes that lead to a change in the total number of groups, Z . Each split event can increase Z by 1. Since all groups of $n > 1$ split at rate p , the term is $p(Z(t) - f(1, t))$ is the rate at which Z increases. Each merge event, on the other hand, decreases Z by 1. Since merge events happen when groups move (at rate q) to already occupied sites, the total rate associated with merge events is $qZ(t) \frac{(Z(t)-1)}{s}$. The solutions to these equations shows that fission-fusion dynamics approximately yields a logarithmic group size distribution. Below, we generalise this model and its analytical formulation to heterogeneous populations.

Merge-Split model for Heterogeneous populations

We generalise the earlier model to accommodate two species instead of one and derive master equations from the underlying stochastic process. The derivation is non-trivial and includes some assumptions and approximations. We present key steps here, leaving the detailed algebraic steps to the Appendix A.

Key Assumptions

We assume that the population consists of N_1 type-I individuals and N_2 type-II individuals, free to move on s discrete sites, with $N_1 + N_2 = N$. As in the previous model [25, 26], groups move at a rate q that is independent of size of the groups. If the group lands at a site that is already occupied by another group, they merge.

Unlike the previous model, the groups can now be heterogeneous. A group with size n of which k are of type-I, referred to as the ‘composition’ of a group, will be denoted by the ordered pair (n, k) . We incorporate the role of heterogeneity by a split rate which is a function of the proportion of each type in the group (k/n and $1 - k/n$). The split rate of an (n, k) -group is given by:

$$p(n, k) = p_0 + \frac{k}{n}(1 - \frac{k}{n})\delta \quad (3)$$

In Eq (3), p_0 is the base split rate that is experienced by homogeneous groups (i.e. when $k = 0$ or n). A parameter $\delta > 0$ determines excess split rate experienced by heterogeneous groups. The function, $p(n, k)$ is concave down with respect to the proportion k/n , i.e. heterogeneous groups have a higher split rate than homogeneous ones. Groups with proportion $k/n = 0.5$ experience the maximum split rate, $p = p_0 + \frac{\delta}{4}$.

When groups do split, they do so uniformly at random, i.e. every possibility that results in two daughter groups is equally probable. Hence, heterogeneous groups are more likely to split but the mechanism of the split does not favour any type of group. A group (n, k) splits into two groups $(k_1 + k_2, k_1)$ and $(n - (k_1 + k_2), k - k_1)$ such that $k_1 \sim U(0, k)$ and $k_2 \sim U(0, n - k)$ conditional on $0 < k_1 + k_2 < n$. The condition ensures that the split is non-trivial. $U(a, b)$ is the uniform distribution on the integers in the interval $[a, b]$.

Transition events

The number of (n, k) -groups at time t , denoted by $X(n, k, t)$, is the primary random variable of interest. We derive an equation for the rate of change of expected value of this random variable, defined as $f(n, k, t) := \mathbb{E}[X(n, k, t)]$. This is done by considering all events that will lead to a change in $X(n, k, t)$ in a small time interval. All such events, along with the resulting change to the number of *focal groups* (n, k) , are listed below:

1. Two smaller groups merge to create a new focal group (+1): $(n - i, k - j) + (i, j) \rightarrow (n, k)$
2. Focal group merges with a group of different composition (-1): $(n, k) + (i, j) \rightarrow (n + i, k + j)$
3. Two focal groups merge (-2): $(n, k) + (n, k) \rightarrow (2n, 2k)$
4. Larger group splits to create a new focal group (+1): $(n + i, k + j) \rightarrow (n, k) + (i, j)$

5. Group of twice the size and composition splits to form two focal groups $(+2):(2n, 2k) \rightarrow (n, k) + (n, k)$
6. Focal group splits into smaller groups $(-1):(n, k) \rightarrow (n-i, k-j) + (i, j)$

We denote the rates at which these events occur as follows, with exact expressions for these rates are derived in the A.1,

$Q_m(t)$: A merge event changes $X(n, k, t)$ by $m(= -2, -1, 1)$.

$P_m(t)$: A split event changes $X(n, k, t)$ by $m(= -1, 1, 2)$.

Time-dependent equations

Using the above notations for the rates of various events, we obtain the following equation that determines how the expected number of groups of composition (n, k) changes with time -

$$\frac{df(n, k, t)}{dt} = \mathbb{E}[Q_{+1}(t)] - \mathbb{E}[Q_{-1}(t)] - 2\mathbb{E}[Q_{-2}(t)] + \mathbb{E}[P_{+1}(t)] - \mathbb{E}[P_{-1}(t)] + 2\mathbb{E}[P_{+2}(t)]. \quad (4)$$

This is also known as the master equation. In the large N limit it is reasonable to assume that the random variables $X(n, k, t)$ are pairwise independent. This allows us to rewrite the master equation as (for details see A.1)

$$\begin{aligned} \frac{df(n, k, t)}{dt} = & \sum_{i=1}^{n-1} \sum_{j=(i+k-n) \vee 0}^{i \wedge k} qf(i, j) \frac{f(n-i, k-j, t)}{s} - \mathbf{1}_{n \equiv 0 \pmod{2}} \mathbf{1}_{k \equiv 0 \pmod{2}} q \frac{f(\frac{n}{2}, \frac{k}{2}, t)}{s} \\ & - \mathbf{1}_{n \neq 1} p(n, k) f(n, k, t) + \sum_{i=n+1}^N \sum_{j=k \vee (i-N_2)}^{(i+k-n) \wedge N_1} \frac{2p(i, j) f(i, j, t)}{(j+1)(i-j+1) - 2} \\ & - \frac{2q}{s} f(n, k, t) \sum_{i=1}^{N-n} \sum_{j=(n+i-k-N_2) \vee 0}^{(N_1-k) \wedge i} f(i, j, t) + \mathbf{1}_{n - \frac{N_2}{2} \leq k \leq \frac{N_1}{2}} 2q \frac{f(n, k, t)}{s}. \end{aligned} \quad (5)$$

Eq (5) is the two-species analogue of Eq (1a). See A.1.3 for remarks on the relation of this equation to Eq (1a) in the limiting case of homogeneous groups.

We also generalise the homogeneous mean-field equation (1b) to the two-species case. The expected total number of groups, $Z(t) := \sum_n \sum_k f(n, k, t)$, obeys the following equation

$$\begin{aligned} \frac{dZ(t)}{dt} = & \sum_{i=2}^N \sum_{j=0 \vee (i-N_2)}^{i \wedge N_1} p(i, j) f(i, j, t) - \sum_{i=1}^N \sum_{j=0 \vee (i-N_2)}^{i \wedge N_1} \left(\frac{q}{s} f(i, j, t) \sum_{k=1}^{N-i} \sum_{l=(i+k-j-N_2) \vee 0}^{(N_1-j) \wedge k} f(k, l, t) \right. \\ & \left. - \mathbf{1}_{i \leq \frac{N}{2}} \mathbf{1}_{i - \frac{N_2}{2} \leq j \leq \frac{N_1}{2}} \frac{q}{s} f(i, j, t) \right). \end{aligned} \quad (6)$$

Steady-state equations

In steady state, i.e. $\frac{df(n, k, t)}{dt} = 0$ and $\frac{dZ(t)}{dt} = 0$, we derive equations relating Z , the expected total number of groups to $W(n, k) := \frac{f(n, k)}{Z}$, the expected proportion of (n, k) -groups. When the system

size is large ($s \rightarrow \infty$), it is natural to assume that Z also grows such that the ratio of the two, the fraction of occupied sites, also converges to a constant ($\frac{Z}{s} \rightarrow Z_0$). This finally results in the following two equations:

$$\begin{aligned} & \sum_{i=1}^{n-1} \sum_{j=(i+k-n) \vee 0}^{i \wedge k} qW(i, j)W(n-i, k-j) - \mathbf{1}_{n \neq 1} \frac{p(n, k)}{Z_0} W(n, k) \\ & + \sum_{i=n+1}^N \sum_{j=k \vee (i-N_2)}^{(i+k-n) \wedge N_1} \frac{2p(i, j)W(i, j)}{Z_0((j+1)(i-j+1)-2)} - 2qW(n, k) = 0, \end{aligned} \quad (7)$$

$$Z_0 = \frac{1}{q} \sum_{i=2}^N \sum_{j=0 \vee (i-N_2)}^{i \wedge N_1} p(i, j)W(i, j, t). \quad (8)$$

Using an iterative scheme, we solve Eq (8) and Eq (7) to obtain $W(n, k)$. A detailed description of the derivation, including all the approximations and the iterative technique is provided in Appendix A.

Monte-Carlo Simulations

Using a Monte-Carlo algorithm, we simulate the system described above. We maintain a two dimensional counter, $C(n, k)$ for the group size and the number of type-I individuals in that group. At discrete time points, a Bernoulli random variable with appropriately calculated parameter was used to decide between the occurrence of a split and merge. In the case of a split event, the group that undergoes splitting is decided using a bivariate random variable whose probability mass function, $P(\vec{X} = (n, k))$ is proportional to $p(n, k)C(n, k)$, where p is the split rate. When a group splits, the number of type-I and type-II individuals in the daughter groups is uniformly distributed between 0 and the value for the parent group. Merge events are simulated in an analogous way. We start the simulations with random initial conditions and, after the system reaches steady-state, sampled the counter at regular intervals.

Results

To begin, we consider populations with equal proportion of type-I individuals and type-II individuals. From Fig 1, we observe that the results of Monte-Carlo simulations (top row) and iterative solutions to Eq (7)-(8) (bottom row) are in qualitative agreement. We find that groups smaller than a critical size, denoted by n_c , are more likely to be homogeneous, that is, they are dominated by either one of type-I or type-II individuals. Groups larger than the critical size (n_c) are usually mixed in equal proportions. We infer this by studying the probabilities

$$W_n = \{W(n, k); k \geq 0\} \quad (9)$$

of relative composition k/n of type-I for various group sizes (n). For a group size n , For small groups ($n < n_c$) the distribution is bimodal with modes close to $k/n = 0$ or $k/n = 1$, suggesting a largely homogeneous composition of groups. As the group size increases to the critical size n_c ,

the two modes converge to a single mode at $k/n \approx 0.5$ (Fig 1), representing the greater tendency of groups to contain both types in equal proportions. The distribution remains unimodal, and thus heterogeneous, for all group sizes $n > n_c$ (Fig 1). This is surprising given that heterogeneous groups, for all group sizes, have a higher split rate.

To demonstrate the above transition from homogeneous to heterogeneous groups at a critical group size, in Fig 2, we plot the location of the modes of W_n as a function of group size (n). The transition from bimodality to unimodality appears qualitatively similar to a pitchfork bifurcation [28]. In this bifurcation, two stable and one unstable fixed points converge to give a single stable fixed point. In our system, the modes (maxima) of the distribution W_n can be viewed as stable fixed points and minima as unstable fixed points.

We show the plots for two cases of unequal abundances of the two types/species in the population in Fig 3. First, when the proportion of type-I (N_1/N) is closer to 0.5, we find that the above results broadly hold true (top row of Fig 3): As the group size (n) increases, the distribution W_n changes from a bimodal to a unimodal distribution. Unlike the equal proportion scenario where extreme modes merge to form a unimodal distribution (Fig 1), in this case, the two extreme modes vanish with increasing n and a mode at the population proportion emerges. Second, when the proportion of type-I (N_1/N) is much smaller than 0.5, the distribution remains unimodal for all group sizes. However, the mode of the distribution gradually moves from an extreme end representing homogeneous groups composed of the abundant species to one representing the population proportion (N_1/N).

We remark that despite differences in the way modes of W_n behave for different population proportions of two types, our model predicts a consistent pattern of group-size dependent composition, i.e. small group sizes are likely to be homogeneous with abundant species whereas larger groups contain two species reflecting population proportion. These surprising qualitative features arise despite simple assumptions of the model such as group-size independent merge and split rates and an excess split rate associated with heterogeneous groups. We provide an intuitive explanation for this in the Discussion section below.

On a similar note, we study W_n for different values of the excess split rate (δ) due to group heterogeneity. We find that when δ is less than a critical value (δ_c), the distribution W_n has a single mode at $k/n \approx 0.5$ (Fig 4), representing heterogeneous groups. For $\delta > \delta_c$, however, the distribution becomes bimodal with modes occurring close to $k/n = 0$ and $k/n = 1$, indicating higher likelihood of homogeneous groups. The location of the modes plotted as a function of δ also shares qualitative features of a pitchfork bifurcation (Fig 5).

Discussions

In summary, we develop and analyse a heterogeneous flocking model with two types (or species) of individuals. To the best of our knowledge, this is the first model of merge-split dynamics for mixed-species flocks. We use a first principles approach to derive an analytical description of group sizes and composition. We assumed that heterogeneous groups split at higher rates than homogeneous ones but the rates are independent of the size of the groups. Merge rates are independent of both group size and composition. Our key prediction is that composition of small groups is likely to be skewed towards the abundant type. Above a critical group size, n_c , groups reflect the relative composition of species in the population, i.e. they are more likely to be heterogeneous. This is despite the assumption that heterogeneous groups split more often.

An intuitive explanation of the result is that there are two forces at play in this model. Chance, driven by combinatorial possibilities of group formation, favours heterogeneous groups as the group size increases. On the other hand, we assumed that heterogeneous groups are more likely to split, but this homogenising force is independent of group size. Therefore, beyond a critical group size n_c , combinatorial forces overcome the homogenising forces, resulting in heterogeneous groups.

We now discuss implications of our results to ecological studies. A field study of mixed-species flocks focussing on groups smaller than critical group size of the system will yield observation of flocks that are largely homogeneous; this is despite the fact that population is heterogeneous. On the other hand, a study on large groups will find flock composition that represent the population heterogeneity. Therefore, study design must account for group-size dependent composition of flocks.

The above prediction of our model has further implications for empirical studies that try to infer interspecies interactions from the frequency of their co-occurrence in mixed-species groups. In such studies, typically, a high frequency of co-occurrence beyond what is expected of a null association is typically interpreted as evidence for positive interspecies interactions [29–33]. A study that samples flocks that are of size smaller than n_c may rarely find mixed-species associations, thus leading to the conclusion that two species have no or weak positive interspecies interactions. In contrast, a study that samples flocks that are larger than n_c will find many groups with mixed-species associations and thus may arrive at the opposite conclusion of positive interspecies interactions. Therefore, our study highlights that the merge-split dynamics of flocks must be accounted for when making inferences on mixed-species interactions.

A natural generalisation of our model is one that incorporates M species, with $M > 2$. The split rate function for a groups could be extrapolated from Eq (3) in a way that preserves its qualitative aspects, i.e. heterogeneous groups having higher split rates than homogeneous ones. For such a system, we expect to find qualitatively similar behaviour to that exhibited by the two species model, i.e., smaller groups are likely to be dominated by one of the species but groups beyond a critical size to be mixed in ratios that are representative of the population composition. To investigate the type of bifurcations and the behaviour of system near critical points, we require a formal analysis of the generalised model. Another interesting direction for further study would be to generalise the model of multiple species to allow for differential interactions between species. First, the differential interactions may arise because the degree of affinities for different pairs of species are not the same. Second, a more fundamental difference may arise because the kind of interactions can be different. For example, some species may like to be associated with each other while other may avoid each other. Our model provides a starting point to investigate such complex interactions via suitably modified merge and split rate functions. In conclusion, our study highlights the importance of investigating mechanistic models of how individual level interactions between species results in mixed-species flock dynamics and compositions.

Acknowledgements

We acknowledge support from Council of Scientific and Industrial Research, India. VG acknowledges support from DBT-IISc partnership program, DST Centre for Mathematical Biology at IISc Phase II (SR/S4/MS:799/12) and infrastructure support from DST-FIST.

References

- [1] Julia K Parrish and Leah Edelstein-Keshet. Complexity, pattern, and evolutionary trade-offs in animal aggregation. *Science*, 284(5411):99–101, 1999.
- [2] Scott Camazine. *Self-organization in biological systems*. Princeton University Press, 2003.
- [3] David JT Sumpter. *Collective animal behavior*. Princeton University Press, 2010.
- [4] Iain D Couzin and Jens Krause. Self-organization and collective behavior in vertebrates. *Advances in the Study of Behavior*, 32:1–75, 2003.
- [5] John RG Dyer, Darren P Croft, Lesley J Morrell, and Jens Krause. Shoal composition determines foraging success in the guppy. *Behavioral Ecology*, 20(1):165–171, 2008.
- [6] CC Ioannou, M Payne, and J Krause. Ecological consequences of the bold–shy continuum: the effect of predator boldness on prey risk. *Oecologia*, 157(1):177, 2008.
- [7] Pablo Michelena, Raphaël Jeanson, Jean-Louis Deneubourg, and Angela M Sibbald. Personality and collective decision-making in foraging herbivores. *Proceedings of the Royal Society of London B: Biological Sciences*, 277(1684):1093–1099, 2010.
- [8] Douglass H Morse. Ecological aspects of some mixed-species foraging flocks of birds. *Ecological monographs*, 40(1):119–168, 1970.
- [9] Jared M Diamond. Mixed-species foraging groups. *Nature*, 292:408–409, 1981.
- [10] Hari Sridhar, Guy Beauchamp, and Kartik Shanker. Why do birds participate in mixed-species foraging flocks? a large-scale synthesis. *Animal Behaviour*, 78(2):337–347, 2009.
- [11] EVA Stensland, Anders Angerbjörn, and PER Berggren. Mixed species groups in mammals. *Mammal Review*, 33(3-4):205–223, 2003.
- [12] R Greenberg. Birds of many feathers: the formation and structure of mixed-species flocks of forest birds. *On the move: How and why animals travel in groups*, pages 521–558, 2000.
- [13] V Lukoschek and MI McCormick. A review of multi-species foraging associations in fishes and their ecological significance. In *Proceeding 9th International Coral Reef Symposium*, volume 1, pages 467–474. Ministry of Environment, Indonesian Institute of Sciences and International Society for Reef Studies, 2000.
- [14] Iain D Couzin, Jens Krause, Richard James, Graeme D Ruxton, and Nigel R Franks. Collective memory and spatial sorting in animal groups. *Journal of theoretical biology*, 218(1):1–11, 2002.
- [15] Iain D Couzin, Jens Krause, Nigel R Franks, and Simon A Levin. Effective leadership and decision-making in animal groups on the move. *Nature*, 433(7025):513–516, 2005.
- [16] Iain D Couzin, Christos C Ioannou, Güven Demirel, Thilo Gross, Colin J Torney, Andrew Hartnett, Larissa Conradt, Simon A Levin, and Naomi E Leonard. Uninformed individuals promote democratic consensus in animal groups. *science*, 334(6062):1578–1580, 2011.

- [17] Jolle W Jolles, Andrew J King, Andrea Manica, and Alex Thornton. Heterogeneous structure in mixed-species corvid flocks in flight. *Animal Behaviour*, 85(4):743–750, 2013.
- [18] Damien R Farine, Lucy M Aplin, Colin J Garroway, Richard P Mann, and Ben C Sheldon. Collective decision making and social interaction rules in mixed-species flocks of songbirds. *Animal behaviour*, 95:173–182, 2014.
- [19] J Krause, J-GJ Godin, and D Brown. Size-assortativeness in multi-species fish shoals. *Journal of Fish Biology*, 49(2):221–225, 1996.
- [20] Cédric Sueur, Andrew J King, Larissa Conradt, Gerald Kerth, David Lusseau, Claudia Mettke-Hofmann, Colleen M Schaffner, Leah Williams, Dietmar Zinner, and Filippo Aureli. Collective decision-making and fission–fusion dynamics: a conceptual framework. *Oikos*, 120(11):1608–1617, 2011.
- [21] Vishwesha Guttal and Iain D Couzin. Social interactions, information use, and the evolution of collective migration. *Proceedings of the national academy of sciences*, 107(37):16172–16177, 2010.
- [22] Shay Gueron and Simon A Levin. The dynamics of group formation. *Mathematical biosciences*, 128(1):243–264, 1995.
- [23] Shay Gueron. The steady-state distributions of coagulation–fragmentation processes. *Journal of Mathematical Biology*, 37(1):1–27, 1998.
- [24] Richard Durrett, Boris L Granovsky, and Shay Gueron. The equilibrium behavior of reversible coagulation-fragmentation processes. *Journal of Theoretical Probability*, 12(2):447–474, 1999.
- [25] Hiro-Sato Niwa. Power-law versus exponential distributions of animal group sizes. *Journal of Theoretical Biology*, 224(4):451–457, 2003.
- [26] Qi Ma, Anders Johansson, and David JT Sumpter. A first principles derivation of animal group size distributions. *Journal of theoretical biology*, 283(1):35–43, 2011.
- [27] Eric Bonabeau, Laurent Dagorn, and Pierre Fréon. Scaling in animal group-size distributions. *Proceedings of the National Academy of Sciences*, 96(8):4472–4477, 1999.
- [28] Steven H Strogatz. *Nonlinear dynamics and chaos: with applications to physics, biology, chemistry, and engineering*. Westview press, 1994.
- [29] Hari Sridhar, Umesh Srinivasan, Robert A Askins, Julio Cesar Canales-Delgadillo, Chao-Chieh Chen, David N Ewert, George A Gale, Eben Goodale, Wendy K Gram, Patrick J Hart, et al. Positive relationships between association strength and phenotypic similarity characterize the assembly of mixed-species bird flocks worldwide. *The American naturalist*, 180(6):777–790, 2012.
- [30] David Berry and Stefanie Widder. Deciphering microbial interactions and detecting keystone species with co-occurrence networks. *Frontiers in microbiology*, 5, 2014.
- [31] Gary R Graves and Nicholas J Gotelli. Assembly of avian mixed-species flocks in amazonia. *Proceedings of the National Academy of Sciences*, 90(4):1388–1391, 1993.

- [32] Werner Ulrich and Nicholas J Gotelli. Null model analysis of species associations using abundance data. *Ecology*, 91(11):3384–3397, 2010.
- [33] Hari Sridhar and Kartik Shanker. Using intra-flock association patterns to understand why birds participate in mixed-species foraging flocks in terrestrial habitats. *Behavioral ecology and sociobiology*, 68(2):185–196, 2014.

Figures

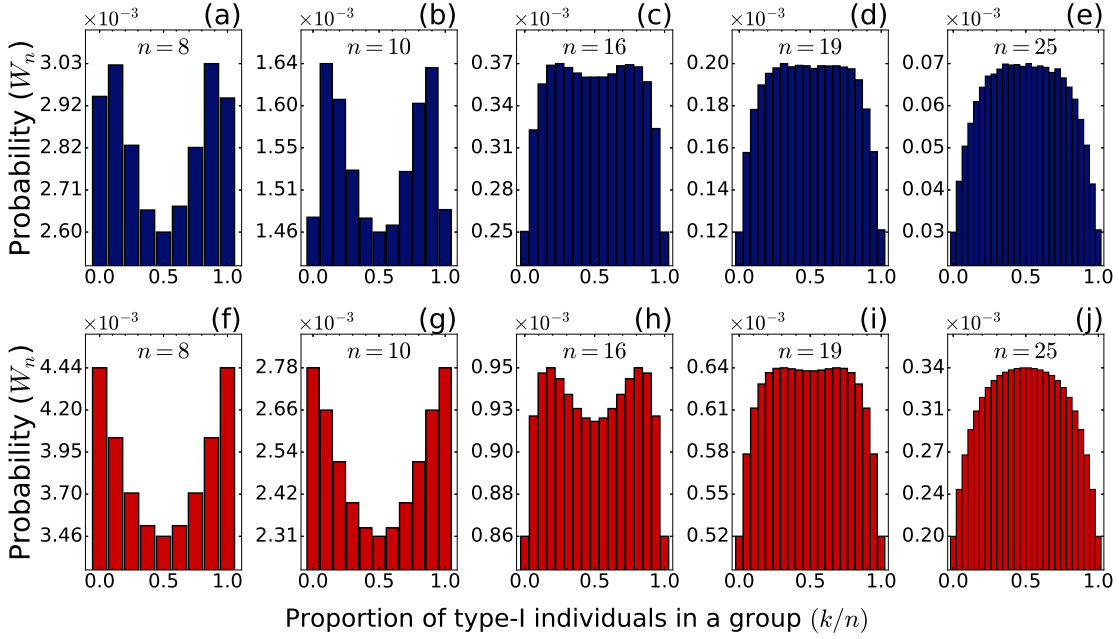


Figure 1: Flock composition depends on flock size in heterogeneous populations. We represent flock composition for each group size n by the probabilities (W_n ; see Eq (9)) as a function of the relative composition of type-I individuals (k/n). Here, we assumed that two types are equally abundant in the population ($N_1 = N_2 = N/2$). For small n , shown in (a)-(c) and (f)-(h), W_n is a bimodal function with modes occurring away from the population ratio of type-1 to type-2 (which is 0.5); this suggests that small group sizes are dominated by one or the other type/species. For large n above a critical value, shown in (e) and (j), W_n is unimodal at $k/n = 0.5$, suggesting that large group sizes represent population ratio of two types. We find qualitative agreement between simulation results ((a)-(e), top row) with the iterative solutions ((f)-(j); bottom row) of the analytic model equations (8) and (7). Parameters: $s = 10,000$, $N = 10,000$, $N_1 = 5,000$, $p_0 = 1.0$, $q = 5.0$, $\delta = 8.0$.

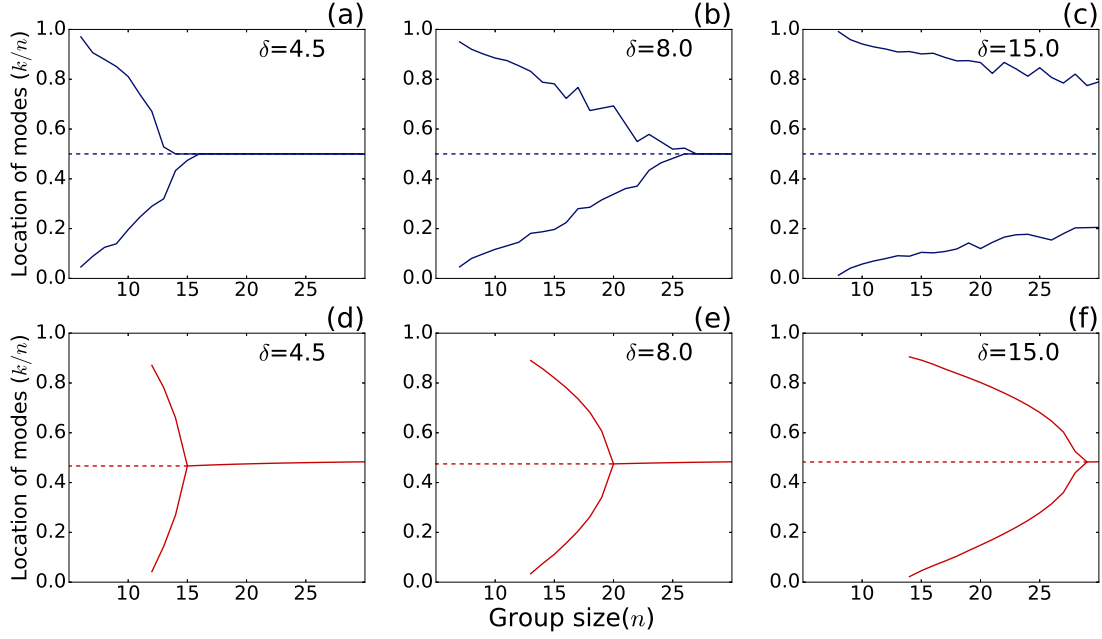


Figure 2: Most frequently found composition for flocks, i.e. modes of W_n (see Eq (9)), changes with group size and shows a qualitative feature similar to a pitchfork bifurcation. The agreement between results of Monte Carlo simulations (top row; (a)-(c)) and iterative solutions of the analytical model (bottom row; d-f) are qualitatively similar; specially, the agreement is even quantitatively reasonable for smaller values of δ ((a)-(b) and (d)-(e)) but not so for higher values of δ , as seen from comparing (c) versus (f). Parameters of simulations: $s = 10,000$, $N = 10,000$, $N_1 = 5,000$, $p_0 = 1.0$, $q = 5.0$.

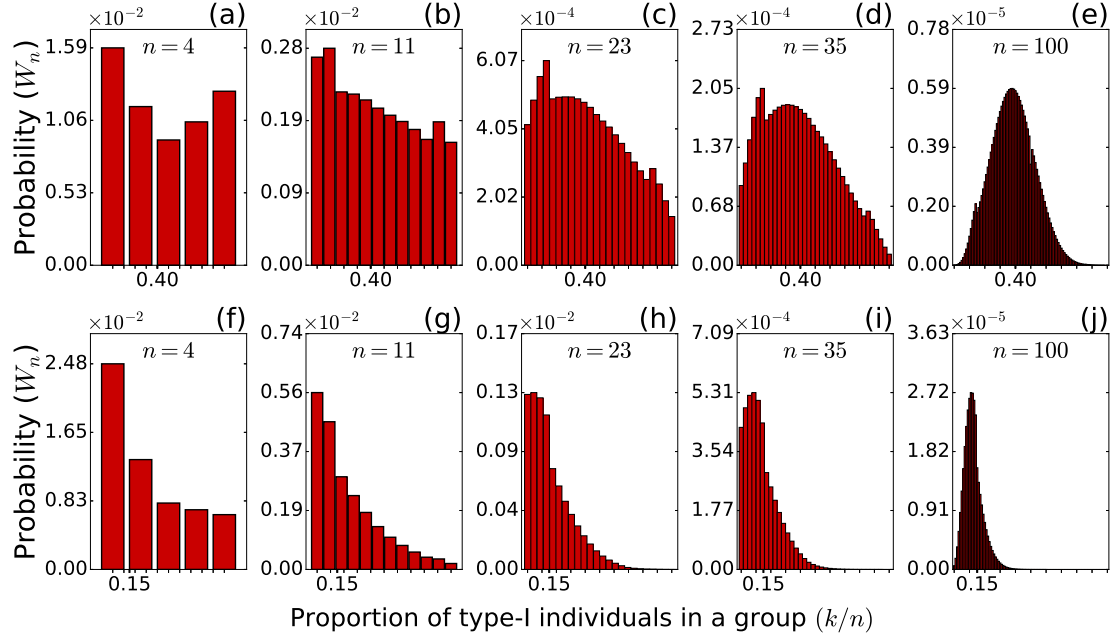


Figure 3: Same as Fig 1 but the number of type-I individuals (N_1) is not same as that of type-II (N_2). The x-axis runs from 0 to 1 in all the panels. For the top row, the ratio $N_1/N = 0.40$ and for the bottom row, $N_1/N = 0.15$. In the top row, we find that results are qualitatively similar to the case of the ratio being 0.5 (i.e. Fig 1). In the bottom row, when the population ratio is skewed towards one type/species (bottom row), we find that the distribution is always unimodal. Nevertheless, the biological interpretation is broadly the same: smaller groups are likely to be homogeneous but also contain the abundant type/species. Larger groups, like in Fig 1 and top row of this figure, reflect the population ratio of the two types. These figures are obtained from the iterative solutions to the analytical model.

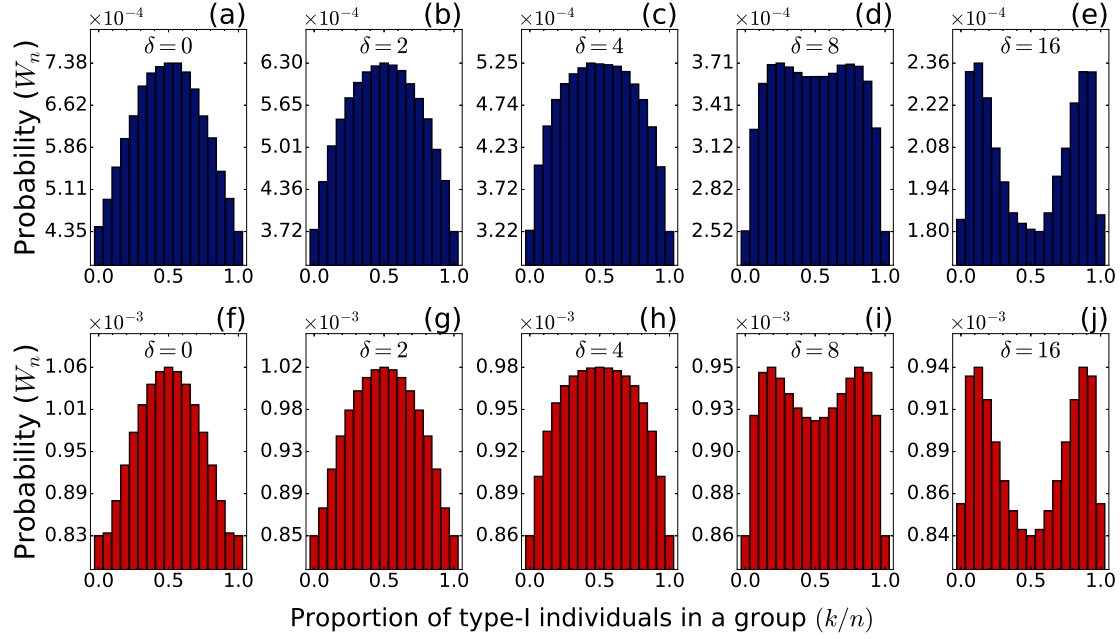


Figure 4: Same as Fig 1 where $N_1 = N_2$ but we now vary δ for a fixed group size $n = 16$. This shows that there is a critical split rate beyond which heterogeneous groups are less likely but group composition is bimodal. As before, (a)-(e) are results of Monte carlo simulations, while (f)-(j) are from the iterative solution of the analytical model. Parameters: $s = 10,000$, $N = 10,000$, $N_1 = 5,000$, $p_0 = 1.0$, $q = 5.0$, $n = 16$.

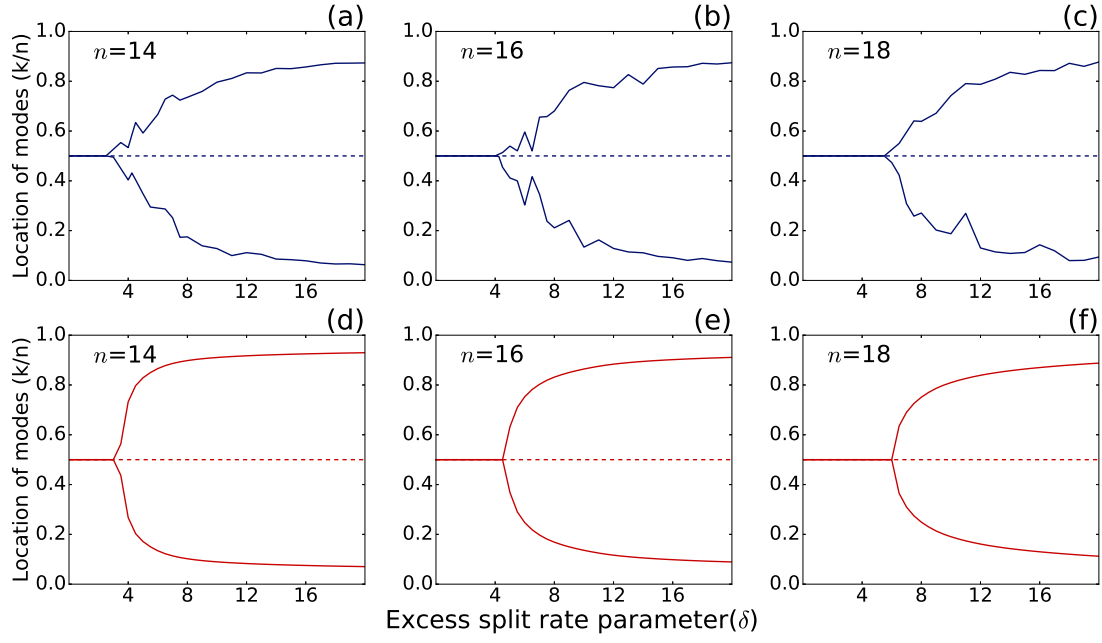


Figure 5: Same as Fig 2 but with fixed group size n and changing δ . As before, (a)-(e) are results of Monte Carlo simulations, while (f)-(j) are from the iterative solution of the analytical model. $s = 10,000$, $N = 10,000$, $N_1 = 5,000$, $p_0 = 1.0$ $q = 5.0$.

Contents

Appendix A Deriving the steady state distribution function	16
A.1 The Master Equation	16
A.1.1 Steady-State Equation	19
A.1.2 Mean-Field Equation	19
A.1.3 Scaling Limit	20
A.1.4 Iterative Solution	21
Appendix B Group size distributions	22

Appendix A Deriving the steady state distribution function

Here, we present the complete derivation of the steady state equations, Eq (7) and Eq (8).

A.1 The Master Equation

Groups move from site to site (and effectively merge) at rate q . They split at rate $p(n, k)$. The primary random variable of concern is $X(n, k, t)$, the number of groups with size n , of which k are of type-I. Let $\mathcal{F}_t = \sigma\{(X(n, k, u) : n \geq 1, 0 \vee n - N_2 \leq k \leq n \wedge N_1, 0 \leq u \leq t)\}$ denote the σ -algebra generated by events up to time t (which contains all the information about the dynamics of the system up to time t). Now, we find the expected number of groups of size n with k individuals of type-1 at time $t + \tau$ given information up to time t ,

$$\begin{aligned} \mathbb{E}[X(n, k, t + \tau) | \mathcal{F}_t] &= (X(n, k, t) + 1)Q_{+1}(t)\tau + (X(n, k, t) - 1)Q_{-1}(t)\tau + (X(n, k, t) - 2)Q_{-2}(t)\tau \\ &\quad + (X(n, k, t) + 1)P_{+1}(t)\tau + (X(n, k, t) - 1)P_{-1}(t)\tau + (X(n, k, t) + 2)P_{+2}(t)\tau + o(\tau) \\ &\quad + X(n, k, t)(1 - Q_{+1}(t)\tau - Q_{-1}(t)\tau - Q_{-2}(t)\tau - P_{-1}(t)\tau - P_{+1}(t)\tau - P_{+2}(t)\tau + o(\tau)). \end{aligned} \quad (10)$$

The terms in Eq (10) arise from the following considerations:

1. $Q_{+1}(n, k, t)$: A group, (i, j) moves to a site occupied by a group $(n - i, k - j)$ and they merge to produce a larger group (n, k) , thus increasing $X(n, k, t)$ by 1. The rate for the event wherein a group (i, j) moves is $qX(i, k, t)$. The probability that a site is occupied by a group $(n - i, k - j)$ is $\frac{X(n-i, k-j, t)}{s}$. Hence the rate for the entire event is given by the product summed over all the possible values of i and j . When n and k are even, there is a corner case where two identical groups $(\frac{n}{2}, \frac{k}{2})$ merge. Since a group cannot merge with itself the rate will be $qX(\frac{n}{2}, \frac{k}{2})\frac{X(\frac{n}{2}, \frac{k}{2}, t)-1}{s}$. This yields

$$\begin{aligned} Q_{+1}(n, k, t) &= \left(\sum_{i=1}^{n-1} \sum_{j=(i+k-n) \vee 0}^{i \wedge k} qX(i, j, t) \frac{X(n-i, k-j, t)}{s} \right. \\ &\quad \left. - \mathbf{1}_{n \equiv 0 \pmod{2}} \mathbf{1}_{k \equiv 0 \pmod{2}} q \frac{X(\frac{n}{2}, \frac{k}{2}, t)}{s} \right). \end{aligned} \quad (11)$$

The symbol $\mathbf{1}_{\text{expr}}$ denotes the indicator function, which is 1 when ‘expr’ is satisfied and 0 otherwise. The second term is accompanied by $\mathbf{1}_{n \equiv 0 \pmod{2}} \mathbf{1}_{k \equiv 0 \pmod{2}}$ (where $a \equiv b \pmod{c}$)

means that $(a - b)$ is divisible by c) imposes the condition that only groups with even n and k can be formed by the merger of identical groups (otherwise $f(n/2, k/2)$ would not make sense, since $n/2$ and $k/2$ would not be integers).

The limits of the sums have been chosen very carefully to account for the finite size of the population. The outer sum goes from $i = 1$ to $n - 1$, since merge events always result in an increase in group size, groups with size $\geq n$ cannot merge and form a group of size n .

The inner sum starts at $j = (i + k - n) \vee 0$ (where $a \vee b = \max(a, b)$). If $(i + k - n) \vee 0 = (i + k - n)$, then $j < (i + k - n) \implies (k - j) > (n - i)$, which would make $X(n - i, k - j, t)$ meaningless (since a group can't have more type-I individuals than its size). So when $(i + k - n) > 0$ we start at $j = (i + k - n)$ instead of $j = 0$.

Similarly, the upper limit is $j = i \wedge k$ (where $a \wedge b = \min(a, b)$) because groups with more than k type-I individuals can never produce (n, k) through a merge event. As long as $i < k$ we consider mergers involving groups with up to i type-I individuals, but for $i > k$ we restrict the sum to k .

2. $Q_{-1}(n, k, t)$: A group (n, k) merges with a group of another size and composition, and decreases the count by one. This term is calculated in a similar way to Q_{+1} except that the group under consideration is merging. It is important to note that the merge can happen in two ways- the group (n, k) moves to a site occupied by (i, j) , and vice-versa. The multiplicative factor of 2 in the first term is to account for this. As reasoned earlier, the second term in the parenthesis accounts for the fact that groups cannot merge with themselves. When a group does merge with an identical group, the change in $X(n, k, t)$ is -2 and not -1, so we need to exclude these kind of events from Q_{-1} . The last term that is subtracted accounts for this fact.

$$Q_{-1}(n, k, t) = \frac{2q}{s} X(n, k, t) \left(\sum_{i=1}^{N-n} \sum_{j=(n+i-k-N_2) \vee 0}^{(N_1-k) \wedge i} X(i, j, t) - \mathbf{1}_{n \leq \frac{N}{2}} \mathbf{1}_{n - \frac{N_2}{2} \leq k \leq \frac{N_1}{2}} X(n, k, t) \right) - 2q X(n, k, t) \frac{X(n, k, t) - 1}{s}. \quad (12)$$

Groups of size larger than $N/2$ cannot merge with other groups of the same size, since there cannot be more than one group of size greater than $N/2$. Even in groups of size lesser than $N/2$, two groups (n, k) cannot have more than $N_1/2$ or less than $(n - N_2/2)$ type-I individuals. The two indicator functions multiplied with the second term in parenthesis ensures that these constraints are not ignored.

We are considering events where (n, k) groups merge with other groups, therefore groups cannot have sizes more than $N - n$, (the population is finite). The limits of the inner sum, analogously to the one in Q_{+1} , restricts the compositions of the groups that can merge. Say $(n + i - k - N_2) > 0$, then $j < (n + i - k - N_2) \implies N_2 < (n - k) + (i - j)$, which is impossible, since it would imply that the right hand side of the last inequality, which is the number of type-II individuals in the resulting group is more than total type-II population, N_2 .

3. $Q_{-2}(n, k, t)$: Two identical groups (n, k) merge to give a group $(2n, 2k)$, which results in $X(n, k, t)$ decreasing by 2. A group (n, k) moves at rate q and lands on a site occupied by an

identical group with probability $\frac{X(n,k,t)-1}{s}$, to yield the expression

$$Q_{-2}(n, k, t) = qX(n, k, t) \frac{X(n, k, t) - 1}{s}. \quad (13)$$

4. $P_{+1}(n, k, t)$: A larger group (i, j) splits into (n, k) and $(i - n, j - k)$ increasing $X(n, k, t)$ by one. The mechanism of splitting is uniformly at random; consider a group (i, j) ; the j type-I individuals arranged linearly can be split at $j + 1$ different points and similarly the $i - j$ type-II individuals can be split in $i - j + 1$ ways. Combining one part from each of these groups yields the two groups resulting from splitting. However, splits that produce empty groups are not allowed, and this can happen in two extreme cases. Thus the subtraction of 2 from the total is necessary, resulting in $(j + 1)(i - j + 1) - 2$ combinations. Since (i, j) splits into (n, k) and $(i - n, j - k)$ in two symmetric ways, a multiplicative factor of 2 will arise in the expression.

$$P_{+1}(n, k, t) = \sum_{i=n+1}^N \sum_{j=k \vee (i-N_2)}^{(i+k-n) \wedge N_1} \frac{2p(i, j)X(i, j, t)}{(j + 1)(i - j + 1) - 2} - \frac{2p(2n, 2k, t)X(2n, 2k, t)}{(2k + 1)(2n - 2k + 1) - 2}. \quad (14)$$

The second term accounts for the corner case where a group $(2n, 2k)$ splits equally to give (n, k) -groups. In this case, $X(n, k, t)$ increases by 2 and not 1, and is accounted for in the term below.

In the first term, the index of the outer sum goes from $i = n + 1$ to $i = N$, since only groups of size larger than n can split to give groups of size n . The inner sum starts at $j = k \vee (i - N_2)$ because when $k > (i - N_2)$, due to the finite number of type-II species, the parent group (i, j) has to have at least $i - N_2$ type-I individuals. The upper limit is $(i + k - n) \wedge N_1$, because $j > (i + k - n) \implies n - k > i - j$, which would imply that the daughter group (n, k) has more type-II individuals than the parent (i, j) , which is impossible.

5. $P_{+2}(n, k, t)$: The event where a group $(2n, 2k)$ splits to give two identical groups (n, k) , increasing $X(n, k, t)$ by 2. The second term in Eq (14) prevents double counting of this event.

$$P_{+2}(n, k, t) = \frac{p(2n, 2k, t)X(2n, 2k, t)}{(2k + 1)(2n - 2k + 1) - 2}. \quad (15)$$

6. $P_{-1}(n, k, t)$: Group (n, k) splits. This is the most straightforward of all the events, with a rate given by

$$P_{-1}(n, k, t) = \mathbf{1}_{n \neq 1} p(n, k)X(n, k, t). \quad (16)$$

We can rewrite Eq (10) as follows:

$$\frac{\mathbb{E}[X(n, k, t + \tau) | \mathcal{F}_t] - X(n, k, t)}{\tau} = Q_{+1}(t) - Q_{-1}(t) - 2Q_{-2}(t) + P_{+1}(t) - P_{-1}(t) + 2P_{+2}(t) + o(1) \quad (17)$$

Now take the expectation on both sides of Eq (17) and letting $\tau \rightarrow 0$,

$$\frac{d\mathbb{E}[X(n, k, t)]}{dt} = \mathbb{E}[Q_{+1}(t)] - \mathbb{E}[Q_{-1}(t)] - 2\mathbb{E}[Q_{-2}(t)] + \mathbb{E}[P_{+1}(t)] - \mathbb{E}[P_{-1}(t)] + 2\mathbb{E}[P_{+2}(t)]. \quad (18)$$

A.1.1 Steady-State Equation

To estimate the expected number of groups at steady state, we set $\frac{d\mathbb{E}[X(n,k,t)]}{dt} = 0$, to obtain

$$0 = \mathbb{E}[Q_{+1}] - \mathbb{E}[Q_{-1}] - 2\mathbb{E}[Q_{-2}] + \mathbb{E}[P_{+1}] - \mathbb{E}[P_{-1}] + 2\mathbb{E}[P_{+2}]. \quad (19)$$

In Eq (19), P and Q , are defined in the same way as before, except that $X(n,k,t)$ is replaced by $X(n,k)$, the stationary distribution of the Continuous time Markov Chain $\{X(n,k,t)\}$.

To proceed further, we assume that N is large enough so that the random variables $\{(X(n,k,t) : n \geq 1, 0 \vee n - N_2 \leq k \leq n \wedge N_1)\}$ are pairwise independent. So if we set $f(n,k) := \mathbb{E}[X(n,k)]$, then we obtain, from Eq (11)-(16), Eq (19),

$$\begin{aligned} 0 = & \mathbf{1}_{n \neq 1} \sum_{i=1}^{n-1} \sum_{j=(i+k-n) \vee 0}^{i \wedge k} q f(i,j) \frac{f(n-i, k-j)}{s} - \mathbf{1}_{n \equiv 0 \pmod{2}} \mathbf{1}_{k \equiv 0 \pmod{2}} q \frac{f(\frac{n}{2}, \frac{k}{2})}{s} \\ & - \mathbf{1}_{n \neq 1} p(n,k) f(n,k) + \sum_{i=n+1}^N \sum_{j=k \vee (i-N_2)}^{(i+k-n) \wedge N_1} \frac{2p(i,j) f(i,j)}{(j+1)(i-j+1) - 2} \\ & - \frac{2q}{s} f(n,k) \sum_{i=1}^{N-n} \sum_{j=(n+i-k-N_2) \vee 0}^{(N_1-k) \wedge i} f(i,j) + \mathbf{1}_{n-\frac{N_2}{2} \leq k \leq \frac{N_1}{2}} 2q \frac{f(n,k)}{s}. \end{aligned} \quad (20)$$

A.1.2 Mean-Field Equation

We can also derive an equation for the total number of groups, $Z(t) = \sum_n \sum_k f(n,k,t)$ by generalising Eq (1b). Each split event increases $Z(t)$ by 1 and each merge event decreases $Z(t)$ by 1.

The rate of increase of $Z(t)$ due to all the current groups (i,j) is $p(i,j)f(i,j,t)$, hence the total contribution of split events to $\frac{dZ}{dt}$ is this term summed over all valid i 's and j 's.

At a given time, groups (i,j) merge with (k,l) at a rate $\frac{q}{s} f(i,j,t) f(k,l,t)$, so this term summed over all possible i 's, j 's, k 's, and l 's gives the total rate of decrease of $Z(t)$.

$$\begin{aligned} \frac{dZ(t)}{dt} = & \sum_{i=2}^N \sum_{0 \vee (i-N_2)}^{i \wedge N_1} p(i,j) f(i,j,t) - \sum_{i=1}^N \sum_{0 \vee (i-N_2)}^{i \wedge N_1} \left(\frac{q}{s} f(i,j,t) \sum_{k=1}^{N-i} \sum_{l=(i+k-j-N_2) \vee 0}^{(N_1-j) \wedge k} f(k,l,t) \right. \\ & \left. - \mathbf{1}_{i \leq \frac{N}{2}} \mathbf{1}_{i-\frac{N_2}{2} \leq j \leq \frac{N_1}{2}} \frac{q}{s} f(i,j,t) \right). \end{aligned} \quad (21)$$

An additional term is subtracted in the second sum to account for the fact that groups cannot merge with themselves.

A.1.3 Scaling Limit

Dividing Eq (20) by Z^2 we can rewrite the equation in terms of $W(n, k) \equiv \frac{f(n, k)}{Z}$ (the proportion of (n, k) -groups), we get

$$\begin{aligned}
0 = & \left(\sum_{i=1}^{n-1} \sum_{j=(i+k-n) \vee 0}^{i \wedge k} qW(i, j) \frac{W(n-i, k-j)}{s} - \mathbf{1}_{n \equiv 0 \pmod{2}} \mathbf{1}_{k \equiv 0 \pmod{2}} q \frac{W(\frac{n}{2}, \frac{k}{2})}{Zs} \right) \\
& - \mathbf{1}_{n \neq 1} \frac{p(n, k)}{Z} W(n, k) + \sum_{i=n+1}^N \sum_{j=k \vee (i-N_2)}^{(i+k-n) \wedge N_1} \frac{2p(i, j)W(i, j)}{Z((j+1)(i-j+1)-2)} \\
& - \frac{2q}{s} W(n, k) \sum_{i=1}^{N-n} \sum_{j=(n+i-k-N_2) \vee 0}^{(N_1-k) \wedge i} W(i, j) + \mathbf{1}_{n-\frac{N_2}{2} \leq k \leq \frac{N_1}{2}} 2q \frac{W(n, k)}{Zs}. \tag{22}
\end{aligned}$$

We also divide the steady-state version of Eq (21) ($\frac{dZ(t)}{dt} = 0$) by Z^2 ,

$$\begin{aligned}
0 = & \sum_{i=2}^N \sum_{0 \vee (i-N_2)}^{i \wedge N_1} \frac{p(i, j)}{Z} W(i, j) - \sum_{i=1}^N \sum_{0 \vee (i-N_2)}^{i \wedge N_1} \left(\frac{q}{s} W(i, j) \sum_{k=1}^{N-i} \sum_{l=(i+k-j-N_2) \vee 0}^{(N_1-j) \wedge k} W(k, l) \right. \\
& \left. + \mathbf{1}_{i \leq \frac{N}{2}} \mathbf{1}_{i-\frac{N_2}{2} \leq j \leq \frac{N_1}{2}} \frac{q}{Zs} W(i, j) \right). \tag{23}
\end{aligned}$$

Since N is large and $s \rightarrow \infty$, we must speed up the split and merge rates to obtain a non-trivial limit and consequently set the split and merge rates to $q = qs$ and $p = ps$ in Eq (22) and Eq (23). In this limit, we can use the a priori knowledge that the mass of the group distribution is concentrated at small n , to remove the constraints on the last two terms of Eq (22). Consequently, the double sum yields $2qW(n, k)$ (since $W(i, j)$ is normalised). We drop the constraint in the last term as well since as we will show below this term will be negligible in the limit and can be ignored.

Using these approximations in Eq (22) gives

$$\begin{aligned}
0 = & \mathbf{1}_{n \neq 1} \left(\sum_{i=1}^{n-1} \sum_{j=(i+k-n) \vee 0}^{i \wedge k} qW(i, j) W(n-i, k-j) - \mathbf{1}_{n \equiv 0 \pmod{2}} \mathbf{1}_{k \equiv 0 \pmod{2}} q \frac{W(\frac{n}{2}, \frac{k}{2})}{Z} \right) \\
& - \mathbf{1}_{n \neq 1} \frac{p(n, k)}{\frac{Z}{s}} W(n, k) + \sum_{i=n+1}^N \sum_{j=k \vee (i-N_2)}^{(i+k-n) \wedge N_1} \frac{2p(i, j)W(i, j)}{\frac{Z}{s}((j+1)(i-j+1)-2)} - 2qW(n, k)(1 - \frac{1}{Z}). \tag{24}
\end{aligned}$$

We assume that when the system scales, Z also scales such that $\frac{Z}{s} \rightarrow Z_0$, (the fraction of occupied sites in steady-state) and consequently we can write the steady state equation for $W(n, k)$ as

$$\begin{aligned}
0 = & \sum_{i=1}^{n-1} \sum_{j=(i+k-n) \vee 0}^{i \wedge k} qW(i, j) W(n-i, k-j) - \mathbf{1}_{n \neq 1} \frac{p(n, k)}{Z_0} W(n, k) \\
& + \sum_{i=n+1}^N \sum_{j=k \vee (i-N_2)}^{(i+k-n) \wedge N_1} \frac{2p(i, j)W(i, j)}{Z_0((j+1)(i-j+1)-2)} - 2qW(n, k). \tag{25}
\end{aligned}$$

Scaling q and p in Eq (23) gives

$$0 = \sum_{i=2}^N \sum_{0 \vee (i-N_2)}^{i \wedge N_1} \frac{p(i,j)}{\frac{Z}{s}} W(i,j) - q \sum_{i=1}^N \sum_{0 \vee (i-N_2)}^{i \wedge N_1} \left(W(i,j) \sum_{k=1}^{N-i} \sum_{l=(i+k-j-N_2) \vee 0}^{(N_1-j) \wedge k} W(k,l) \right. \\ \left. + \mathbf{1}_{i \leq \frac{N}{2}} \mathbf{1}_{i - \frac{N_2}{2} \leq j \leq \frac{N_1}{2}} \frac{q}{Z} W(i,j) \right). \quad (26)$$

In the large s and Z limit, the second term in parentheses goes to 0. Relaxing the finite size constraint on the first term in parentheses will simplify the equation considerably, since $\sum_n \sum_k W(n,k) = 1$, leaving only q . Again assuming that $\frac{Z}{s} \rightarrow Z_0$, we can write

$$Z_0 = \frac{1}{q} \sum_{i=2}^N \sum_{j=0 \vee (i-N_2)}^{i \wedge N_1} p(i,j) W(i,j,t). \quad (27)$$

Remarks: It is important to note that, although for $\delta = 0$, the split rate reduces to the homogeneous case, $g(n,t) := \sum_k \mathbb{E}[X(n,k,t)]$ will not obey the homogeneous master equation Eq (1a). This is because in Eq (4) the terms P_{+1} and P_{+2} are derived by assuming that individuals of the same type are indistinguishable, but of different types are distinguishable. However, in the homogeneous case, all individuals are indistinguishable. Hence, if both the equations were derived assuming that all individuals are distinguishable, $g(n,t)$ will obey the homogeneous equation also.

A.1.4 Iterative Solution

It is a challenging task to solve Eq (26) and Eq (27) directly, so we use an iterative scheme to obtain the solutions. Eq (26) can be used to express the proportion of groups of a particular size and composition in terms of the proportions of groups of other sizes and compositions.

$$W^{(m+1)}(n,k) = \left(\frac{p(n,k)}{Z_0^{(m)}} + 2q \right)^{-1} \left(\mathbf{1}_{n \neq 1} \sum_{i=1}^{n-1} \sum_{j=(i+k-n) \vee 0}^{i \wedge k} q W^{(m)}(i,j) W^{(m)}(n-i,k-j) \right. \\ \left. + \sum_{i=n+1}^N \sum_{j=k \vee (i-N_2)}^{(i+k-n) \wedge N_1} \frac{2p(i,j) W^{(m)}(i,j)}{Z_0^{(m)}((j+1)(i-j+1)-2)} \right), \quad (28a)$$

$$Z_0^{(m)} := \frac{1}{q} \sum_{i=2}^N \sum_{j=0 \vee (i-N_2)}^{i \wedge N_1} p(i,j) W^{(m)}(i,j,t). \quad (28b)$$

m is the index of iteration. As the initial condition for the fixed point iteration we use the solution to the homogeneous equation ($g(n)$). We distribute $g(n)$ uniformly to $f^1(n,k)$, for $N_1 = N_2$. This set of iterative equations goes to steady state, and produces stable solutions. However, as a result of the drastic approximations we adopted, the total population size is not conserved during the iteration.

Appendix B Group size distributions

Earlier studies that adopted merge-split dynamics [25, 26] primarily investigated the group size distributions in homogeneous populations. We found it instructive to look at the group size distribution for heterogeneous populations too. The probability of a group having size n is obtained by summing the composition dependent proportion, $W(n, k)$ over all possible compositions, resulting in a group size probability defined by $P(n) = \sum_k W(n, k)$. Fig 6 shows $P(n)$ as a function of n on log-log scale from simulations and iterative solution to the analytical equations. The plots shows qualitative match with the earlier predicted distributions and is approximately logarithmic. The probability that an individual picked at random belongs to a group of size n is proportional to $nP(n)$ and can be interpreted as grouping preference of individuals. We normalised and plotted $nP(n)$ against n . Although for large n , there is a qualitative match between the results of the simulation and the analytical approximation, the similarity breaks down for small values of n , as is evident from the fact the latter shows a maxima while the former does not.

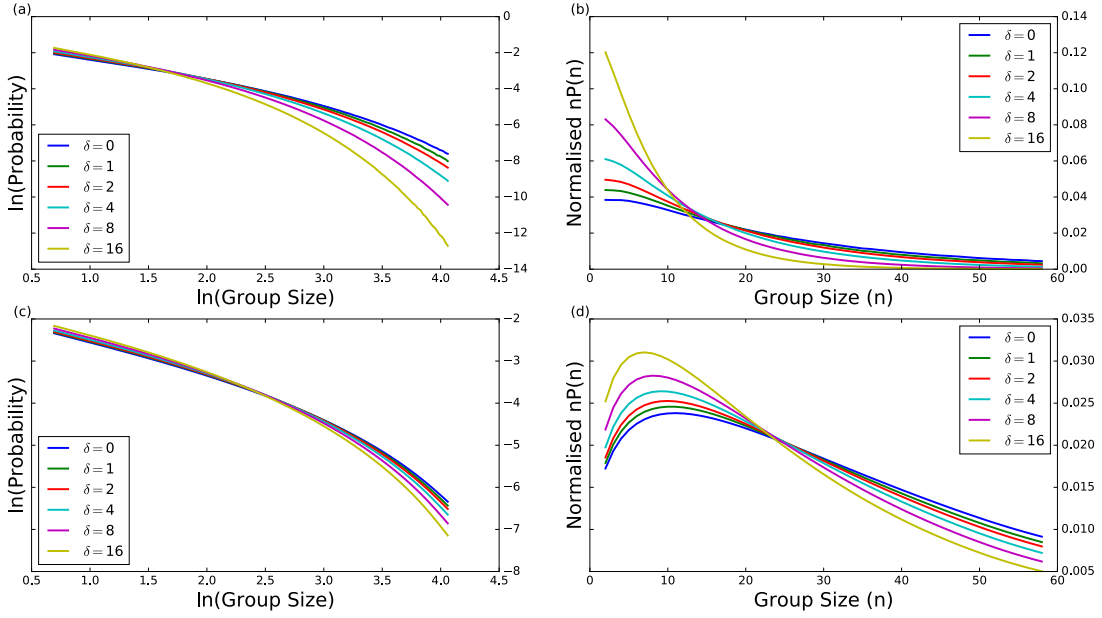


Figure 6: Group size distributions, $P(n)$ and individual grouping preference, $nP(n)$ from simulation and as predicted by fixed point iteration of the analytical equation. (a) and (b) are results from the simulation, while (c) and (d) are from the analytical approximation. In (a) and (c), the log of group size distribution function is plotted against the group size.