

# There is No Missing Satellites Problem

Stacy Y. Kim<sup>1,2,\*</sup>, Annika H. G. Peter<sup>1,2,3</sup>, and Jonathan R. Hargis<sup>4</sup>

<sup>1</sup>*Department of Astronomy, The Ohio State University,  
140 W. 18th Ave., Columbus, OH 43210, USA*

<sup>2</sup>*Center for Cosmology and AstroParticle Physics, The Ohio State University,  
191 W. Woodruff Ave., Columbus, OH 43210, USA*

<sup>3</sup>*Department of Physics, The Ohio State University,  
191 W. Woodruff Ave., Columbus, OH 43210, USA and*

<sup>4</sup>*Space Telescope Science Institute, 3700 San Martin Drive, Baltimore, MD 21218, USA*

(Dated: December 14, 2024)

A critical challenge to the cold dark matter (CDM) paradigm is the low number of observed satellites of the Milky Way relative to the number of dark-matter subhalos in simulations. In this work, we show that there is a match between the observed satellite counts corrected by the detection efficiency in the Sloan Digital Sky Survey (for luminosities  $L \gtrsim 340 L_\odot$ ) and the number of luminous satellites predicted by CDM, assuming an empirical relation between stellar mass and halo mass. Thus, the “missing satellites problem” is solved. The corrected satellite count depends sensitively on the spatial distribution of satellites. The smallest corrections are sufficient to solve the missing satellites problem, and imply that luminous satellites inhabit subhalos as small as  $10^7$ – $10^8 M_\odot$ . We also show that warm dark matter (WDM) models with a thermal relic mass smaller than 4 keV are robustly ruled out, and that limits of  $m_{\text{WDM}} \gtrsim 8$  keV from the Milky Way are probable in the near future. Similarly stringent constraints can be placed on any dark matter model that leads to a suppression of the matter power spectrum on  $\sim 10^7 M_\odot$  scales. Measurements of completely dark halos below  $10^8 M_\odot$ , achievable with substructure lensing, are the next frontier for tests of CDM.

## I. INTRODUCTION

One outstanding problem for the cold dark matter (CDM) paradigm is the missing satellites problem (MSP). When originally formulated, the MSP highlighted the discrepancy between the number of satellites predicted in CDM simulations, numbering in the 100s, and observed in the Milky Way (MW), numbering  $\sim 10$  [1–3]. Since then, increasingly sensitive surveys have pushed the observed satellite count to  $\sim 50$  (e.g., Ref. [4]). Simultaneously, however, improved resolution in numerical simulations has also increased the number of predicted satellites (e.g., [5]).

A crucial step towards resolving the MSP is to correct for those satellites that have not yet been detected. Only a fraction of the MW’s virial volume has been surveyed [6]. The Sloan Digital Sky Survey (SDSS), by which ultra-faint dwarfs with luminosities as low as  $340 L_\odot$  (Segue I) were discovered, covered only about a third of the sky. For the faintest dwarfs, SDSS was complete out to about 50 kpc, less than 20% of the MW’s virial radius [7, 8]. The observed count is thus a lower bound on the luminous MW satellite population. Completeness corrections must be applied to derive the total number of luminous MW satellites.

Fully resolving the MSP requires that the completeness-corrected galaxy count match the predicted *luminous* satellite abundance. This depends on the physics of an additional key component: baryons. There is growing evidence that not all dark matter

subhalos host an observable galaxy. Galaxy evolution models [9] and star-formation histories of ultra-faint dwarfs [10] indicate that feedback processes and reionization prevent star formation. In fact, most subhalos below  $\sim 10^9 M_\odot$  are inefficient in forming a luminous component [11, 12], implying that most MW subhalos are dark.

In this work, we provide analytic models to completeness-correct the observed MW luminous galaxy population and to predict the size of the luminous galaxy population. Our correction builds on Refs. [6, 13–15], which used simulations or Bayesian techniques to estimate that the MW hosts hundreds of luminous satellites. We calculate the total number of luminous galaxies down to  $340 L_\odot$  based on the satellites observed by SDSS. We show that the MW satellite population should number  $\sim 200$  down to this luminosity limit. The uncertainty budget is dominated by the poorly constrained spatial distribution of satellites within the MW. For comparison, we predict the number of luminous satellites expected in CDM based on empirical scaling relations between halos and galaxies. We show that the CDM predictions and the completeness-corrected observations match—resolving the MSP down to halo masses of at least  $\sim 10^8 M_\odot$ . Our work thus pushes the frontier for tests of CDM to scales below  $\sim 10^8 M_\odot$ . These results have implications beyond the MSP.

Successful dark matter models cannot produce just enough dark matter subhalos to match the corrected galaxy count—they must produce enough *luminous* galaxies. This places stringent constraints on warm dark matter (WDM) models, requiring a thermal relic mass of at least 4 keV.

Successful galaxy formation models must produce

\* kim.4905@osu.edu

enough luminous galaxies to match the corrected galaxy count. This has implications for the mass threshold for the subhalos that host the faintest galaxies and the redshift of reionization.

## II. COMPLETENESS CORRECTIONS

The total number of luminous satellites within the MW virial radius ( $R_{\text{vir}} = 300$  kpc) can be extrapolated from the number of observed satellites by calculating the correction factor  $c$  that converts

$$N_{\text{tot}} = c(\Phi) N_{\text{obs}}, \quad (1)$$

where  $\Phi$  represents the set of parameters the correction depends on. This includes the survey area, survey sensitivity, and the spatial distribution of satellites.

Recasting in luminosities  $L$ , and given either a continuous observed luminosity function  $dN_{\text{obs}}/dL$ , or set of  $N_{\text{obs}}$  satellites we can express Eq. 1 as

$$N_{\text{tot}} = \int c(L) \frac{dN_{\text{obs}}}{dL} dL \approx \sum_{i=1}^{N_{\text{obs}}} c(L_i), \quad (2)$$

i.e. we integrate over the luminosity function or sum together the correction for each observed satellite. The correction is

$$c(L) = \frac{\int_{V_{\text{obs}}(L)} n(\mathbf{r}) d\mathbf{r}}{\int_{V_{\text{obs}}(L)} n(\mathbf{r}) d\mathbf{r}} \quad (3)$$

where  $n(\mathbf{r})$  is the 3D satellite distribution,  $V_{\text{vir}}$  the MW virial volume, and  $V_{\text{obs}}(L)$  the volume over which a satellite of luminosity  $L$  has been surveyed. Note that the normalization to the spatial distribution cancels, and thus the correction depends only on the shape of the spatial distribution function—not the absolute number of satellites. Eq. 3 naturally accounts for anisotropies in the satellite distribution.

Although there are hints that the luminous satellite distribution is anisotropic [6, 13, 16–18], we assume it is sufficiently isotropic and spherical to be separable. The correction factor is thus

$$c(L) = c_r(L) c_{\Omega}(L) \quad (4)$$

where  $c_r$  and  $c_{\Omega}$  are the radial and angular corrections, respectively, and

$$c_r(L) = \frac{\int_0^{R_{\text{vir}}} \frac{dN}{dr} dr}{\int_0^{r_c(L)} \frac{dN}{dr} dr} \quad \text{and} \quad c_{\Omega} = \frac{4\pi}{\int_0^{\Omega_c} d\Omega} \quad (5)$$

and  $r_c(L)$  is the radius out to which a survey covering an area  $\Omega_c$  of the sky is complete for a galaxy with luminosity  $L$ . To predict the number of satellites out to a given detection limit for other surveys based on counts from an earlier survey like SDSS, one can replace  $R_{\text{vir}}$

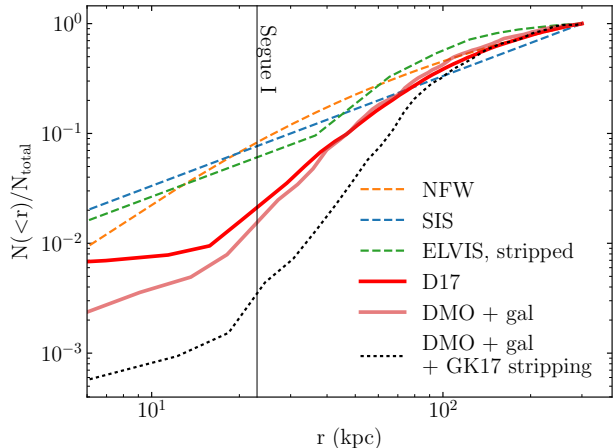


FIG. 1. Normalized radial distributions. The cumulative number of satellites within radius  $r$ , normalized to the total number of satellites at  $R_{\text{vir}} = 300$  kpc, is shown. Distributions marked by dashed lines are expected when satellites survive extreme tidal stripping. The solid red lines are our fiducial radial distributions, matching the MW classical satellites. The dotted black line depicts the latter distribution depleted by Ref. [19]’s tidal stripping model. See the text for details.

with the radius out to which those surveys are complete. For SDSS, we adopt the completeness radius derived by Ref. [7], for which

$$r_c(L) = 126 \text{ kpc} \left( \frac{L}{L_{\odot}} \right)^{0.468}. \quad (6)$$

The angular correction dominates for the brightest galaxies, while the radial correction dominates for the faintest galaxies. The turnover between the two occurs at roughly  $L = 500 - 2000 L_{\odot}$  (depending on the satellite distribution), and rapidly becomes large at lower luminosities.

The radial distribution of luminous satellites, which is highly uncertain, has a significant impact on the corrected galaxy count. Well-motivated radial profiles from the literature are shown in Fig. 1. The centrally concentrated NFW (with concentration  $c_{-2} = 9$  [20]) and SIS (singular isothermal sphere) [21] models correspond to the smooth dark matter distribution of the host. These profiles include satellites that are severely tidally stripped [6, 22], which may be considered destroyed in other contexts (or unresolved in numerical simulations). The light red line is representative of distributions generated from dark matter only (DMO) simulations, but with assumptions on which subhalos host galaxies (e.g. those that survive reionization, were most massive in the past, or were accreted earliest [14, 23]). The black dotted line shows how tidal stripping by a baryonic disk reduces the number of satellites close to the center of the MW as in Ref. [19] (hereafter GK17; see also [24]). In contrast, the most severely stripped halos in Ref. [25] have the distribution shown in green. This corresponds to the

hypothesis that the SDSS satellites are highly stripped remnants of larger galaxies. For our fiducial distribution, we adopt that derived in Ref. [23] (hereafter D17; shown by the dark red line), which models the suppression of star formation in low mass subhalos due to reionization, and matches the distribution of observed MW galaxies to which we are complete at  $R_{\text{vir}} = 300$  kpc (corresponding to a luminosity of about  $L = 3 \times 10^5 L_{\odot}$ ).

We correct the number of galaxies observed through SDSS Data Release 8 (DR8) with these radial profiles. Our results are shown in the left panel of Fig. 2 and are listed in Tab. I. The width of the bars denote the uncertainty due to anisotropy, as measured in [13], who found that for SDSS DR5, which covered  $\sim 1/5$  of the sky, the area correction ranged from  $c_{\Omega} = 3.5$  to 8.3, 60-170% of the nominal survey area coverage. We conservatively assume the same level of variation due to anisotropy for DR8, for which  $c_{\Omega} \sim 1/3$ . In agreement with Refs. [6, 14], we find that the correction is insensitive to the MW halo mass. These results are a lower limit to the number of luminous satellites of the MW.

Radial distributions corresponding to the hypothesis that satellites survive extreme tidal stripping (NFW and SIS) are more centrally concentrated, resulting in smaller corrected counts. In comparison, profiles that assume galaxies occupy a subset of subhalos and/or account for disk stripping are less centrally concentrated, and result in larger corrected satellite counts. Accounting for the effects of tidal stripping due to the presence of a baryonic disk as predicted by [19] produce the largest corrections.

We note that, due to assuming isotropy, the satellites of the Large Magellanic Cloud (LMC) are not included in our correction. The LMC satellites would only enhance the corrected counts by  $\sim 10\%$ , and does not affect our conclusions [27]. Dwarfs with luminosities lower than Segue I or below a surface brightness of  $\mu = 30$  mag arcsec $^{-2}$  [“stealth galaxies”, 28] are below the detection limit of SDSS DR8 and are not included in our predictions, although they are found by the Dark Energy Survey (DES) [4]. Segue I itself accounts for  $\sim 40\%$  of the correction; accounting for even fainter galaxies will increase the total number significantly. The inferred luminosity function of satellites is shown in the supplementary material.

### III. CONSTRAINTS ON GALAXY EVOLUTION AND DARK MATTER MODELS

The calculations above set only the total number of *luminous* MW satellites that we can infer exists based on the observed dwarfs. Do the corrected counts imply that the MSP is solved? We here determine the number of luminous satellites predicted by CDM for the MW.

The number of dark matter subhalos hosted by the MW is derived by integrating the CDM mass function,

TABLE I. Completeness corrected satellite counts

distribution	$r_{1/2}$	all sky	Predictions	
			DES	LSST Year 1
NFW	124 kpc	124	11	38
SIS	150 kpc	157	13	42
ELVIS, stripped	90 kpc	139	13	44
D17	124 kpc	235	18	53
DMO + gal	110-158 kpc	250-503	20-28	56-71
DMO + gal + GK17	130-170 kpc	830-1740	49-69	104-130

$r_{1/2}$  denotes the radius that encloses half the total satellites.

Predictions for DES, when complete after year 5, and sensitive down to apparent magnitudes  $V = 24.7$ ; and for LSST after year 1, down to  $V = 23.8$ .

which follows the form

$$\frac{dN}{dM} = K_0 \left( \frac{M}{M_{\odot}} \right)^{-\alpha} \frac{M_{\text{host}}}{M_{\odot}}. \quad (7)$$

where  $M$  denotes the mass of a subhalo at infall. The mass function based on present day (e.g.  $z = 0$ ) subhalo masses is lower due to tidal stripping ( $M(z = 0) < M$ ). We adopt  $K_0 = 1.88 \times 10^{-3} M_{\odot}^{-1}$  and  $\alpha = 1.87$  as in [23]. The total number of subhalos above a threshold  $M_{\text{min}}$  is thus

$$N_{\text{sub}} = \int_{M_{\text{min}}}^{M_{\text{host}}} \frac{dN}{dM} dM. \quad (8)$$

Given the fraction of subhalos of a given mass that host a luminous galaxy,  $f_{\text{lum}}(M)$ , we can derive the total number of luminous galaxies

$$N_{\text{gal}} = \int_{M_{\text{min}}}^{M_{\text{host}}} \frac{dN}{dM} f_{\text{lum}}(M) dM. \quad (9)$$

The luminous fraction is a strong function of reionization redshift  $z_{\text{re}}$  and the survival criteria [29]. We adopt the relation by [23], which assumes  $z_{\text{re}} = 9.3$  (see supplementary material for redshift-dependent results) and a generous baryon survival criterion. Adopting a less generous criterion to match other work in the literature [30–32] drops the predicted number of luminous satellites by a factor 2—our results thus represent an upper bound.

For comparison with our completeness correction, which only includes galaxies brighter than Segue I, we adopt  $M_{\text{min}} = M_{\text{SegI}}$ . We derive its mass by assuming a stellar mass-to-light ratio of 2 (i.e.  $M_{\star}^{\text{SegI}} = 680 M_{\odot}$ ). We then make use of the fact that stellar mass is empirically tightly correlated with halo mass [33, 34], a relation known as the stellar-mass-halo-mass (SMHM) relation, to derive a halo mass for Segue I. Note that although SMHMs have been calibrated for stellar masses greater than  $M_{\star} \sim 10^8 M_{\odot}$  [35, 36], hydrodynamic simulations indicate that extrapolations to low masses are reasonable [37]. We adopt three SMHM relations that capture the diversity of SMHM relations and their scatter [35, 36, 38], which gives a large range for  $M_{\text{SegI}} = 8 \times 10^6$  to  $7 \times 10^8 M_{\odot}$ .

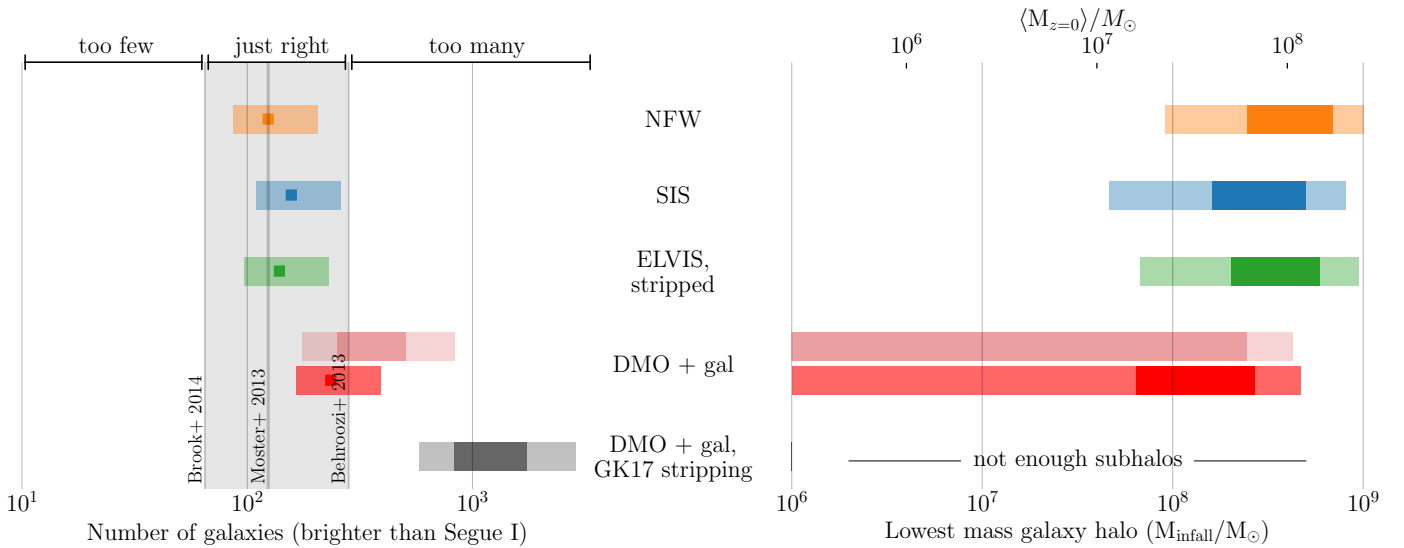


FIG. 2. The number of completeness corrected luminous satellites (left) and the infall mass of the lowest mass subhalo hosting a  $L > 340 L_{\odot}$  galaxy (right). Color match those in Fig. 1; the dark red denotes results based on D17. The light colored bands denote the uncertainty due to anisotropy (based on [13]). Left: The gray-shaded region shows the predicted number of luminous satellites expected for the MW based on the calculation described in Sec. III. If the completeness-corrected count falls here, there is no MSP. Right: The width of the dark bands is set by the uncertainty on the MW mass,  $(1-2) \times 10^{12} M_{\odot}$ . The light bands again denote uncertainties due to anisotropy. The bottom axis shows the subhalo mass at infall, and the top axis shows the average corresponding subhalo mass today [26].

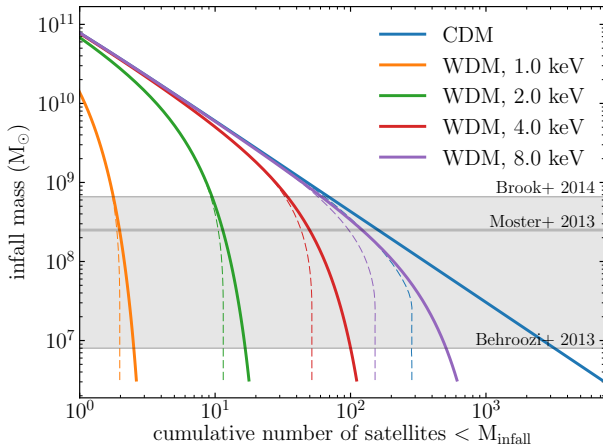


FIG. 3. The number of subhalos allowed by CDM and WDM mass functions for a given lower bound on the lowest mass subhalo, assuming a MW mass of  $1.5 \times 10^{12} M_{\odot}$ . The dashed lines denote the number of subhalos that host luminous galaxies after reionization, which is modeled as in [23], assuming  $z_{\text{re}} = 9.3$  [39]. The grey band shows SHMH predictions for the infall mass of Segue I.

The resultant number of subhalos and galaxies assuming a MW mass of  $1.5 \times 10^{12} M_{\odot}$  is shown in Fig. 3. The solid lines denote the number of subhalos predicted by CDM; the dashed line shows the total number of lu-

minous satellites. Down to  $M_{\text{min}} = 10^7 M_{\odot}$ , there exists  $\sim 2600$  total subhalos and 280 galaxies, implying that only  $\sim 10\%$  of such subhalos are luminous. The number of satellites down to  $M_{\text{SegI}}$  for our range of SMHMs is shown by the gray-shaded regions in Fig. 3 and the left-hand panel of Fig. 2. We note that the SMHM of Moster et al. [36] best matches hydrodynamic simulations of isolated galaxies [37, 40], and predicts  $\sim 120$  galaxies.

We now have all the tools required to match the theoretical and completeness-corrected galaxy counts. Our key result is shown in the left-hand plot of Fig. 2. We find that the number of galaxies more luminous than Segue I predicted in CDM matches the completeness-corrected observations almost exactly for even the most conservative radial profile models (i.e. lies inside the gray-shaded region). Moreover, some radial profile models lead to corrected counts that exceed the *total* number of luminous satellites—including of galaxies fainter than Segue I—predicted using a simple reionization model (e.g. when including tidal stripping as in GK17). We call this the “too many satellites” problem.

These results have implications for galaxy formation theory and dark matter physics.

*Subhalo minimum mass.* Matching the corrected count to that predicted by CDM gives a minimum subhalo mass for galaxies as faint as Segue I, as suggested by Ref. [15]. This is shown on the right panel of Fig. 2 for CDM. The bars denote the uncertainty on the lowest mass galaxy halo due to uncertainties on the mass of the Milky Way, which we have allowed to range from  $(1-2) \times 10^{12} M_{\odot}$ .

As the transition from mostly bright to mostly dark subhalos (e.g.  $f_{\text{lum}} = 0.5$ ) occurs at  $\sim 10^8 M_{\odot}$  in our reionization model, the lowest mass galaxy is near that mass threshold. However, the fiducial corrected counts predict an infall mass possibly as low as  $10^6 M_{\odot}$ ; counts accounting for tidal stripping as in GK17 predict even smaller masses.

*Dark matter model.* Dark matter models with suppressed matter power spectra [41, 42], such as WDM, must reproduce *at a minimum* completeness-corrected counts. We briefly sketch the constraints we can place on WDM models with our corrected counts. The radial distribution of WDM satellites closely follows CDM [43], and thus the corrected counts derived above applies. To obtain the number of luminous satellites predicted by WDM, an identical analysis as in the previous section can be performed with the WDM mass function, which can be obtained from the CDM mass function by multiplying the factor

$$\frac{dn_{\text{WDM}}}{dn_{\text{CDM}}} = \left(1 + \gamma \frac{M_{\text{hm}}}{M}\right)^{-\beta} \quad (10)$$

where  $\beta = 0.99$ ,  $\gamma = 2.7$  [43], and  $M_{\text{hm}}$  is the half-mode (not free-streaming) mass. Here,  $M$  is the mass today instead of the mass at infall, which we correct according to Ref. [25]. We again use [23]’s reionization cutoff to estimate the number of luminous galaxies. This is a conservative overestimate, as WDM halos tend to form later than in CDM, and because some of the satellites will be fainter than Segue I. In Fig. 3, we show the number of satellites predicted by WDM mass functions for thermal relic particle masses ranging from 1-8 keV. If the MW has  $\sim 100$  galaxies brighter than Segue I, thermal relics below  $\sim 4$  keV are ruled out. If the MW has several 100s to a few 1000s of satellites, as suggested by some of the radial distribution models, WDM particle masses below 8 keV are ruled out. Robust limits require the machinery of Ref. [15], who find a 95% limit of 2.9 keV.

#### IV. CONCLUSIONS

Since the MSP was first identified, several advances in our understanding of dwarf galaxy evolution have re-

duced the severity of the missing satellites problem. Star formation in low-mass halos has been demonstrated to be suppressed by reionization and feedback. The discovery of many new dwarfs below the luminosity limit of the classical dwarfs have also closed the gap, as has the understanding that completeness corrections for the new dwarfs are large. In this Letter, we show that such corrections imply that the number of satellite galaxies that inhabit the Milky Way is consistent with the number of luminous satellites predicted by CDM. There is thus no missing satellites problem. Other studies have highlighted potential conflicts between the dynamical properties or central densities of dwarf satellites and the predictions of CDM, and investigated possible resolutions in baryonic or dark matter physics [e.g. 44, 45]. Our analysis does not resolve these conflicts but demonstrates that in total numbers the predicted luminous subhalos and observed dwarfs are consistent. The major remaining uncertainty is the radial distribution of satellites. Our result pushes the scale for tests of CDM below  $10^8 M_{\odot}$  in infall mass, or  $\sim 10^7 M_{\odot}$  in present day subhalo mass. Methods that do not rely on baryonic tracers, like substructure lensing, are required to test the predictions of CDM on this scale. The implications for galaxy evolution theory are significant. We show that the least luminous galaxies discovered by SDSS must form in halos equal to or smaller than  $10^8 M_{\odot}$ . Early reionization predicts too few luminous satellites. The implications for dark matter models are also significant. WDM theories equivalent to having thermal relic particle masses below 4 keV are robustly ruled out, and constraints up to 8 keV are possible, if not likely.

#### ACKNOWLEDGMENTS

We thank John Beacom, Andrew Benson, Matthew Buckley, Francis-Yan Cyr-Racine, Greg Dooley, Anna Nierenberg, Todd Thompson, and David Weinberg for helpful comments. AHGP acknowledges support from National Science Foundation (NSF) Grant No. AST-1615838.

---

[1] G. Kauffmann, S. D. M. White, and B. Guiderdoni, *MNRAS* **264**, 201 (1993).  
[2] A. Klypin, A. V. Kravtsov, O. Valenzuela, and F. Prada, *ApJ* **522**, 82 (1999), astro-ph/9901240.  
[3] B. Moore, S. Ghigna, F. Governato, G. Lake, T. Quinn, J. Stadel, and P. Tozzi, *ApJ* **524**, L19 (1999), astro-ph/9907411.  
[4] A. Drlica-Wagner, K. Bechtol, E. S. Rykoff, E. Luque, A. Queiroz, Y.-Y. Mao, R. H. Wechsler, J. D. Simon, B. Santiago, B. Yanny, E. Balbinot, S. Dodelson,

A. Fausti Neto, D. J. James, T. S. Li, M. A. G. Maia, J. L. Marshall, A. Pieres, K. Stringer, A. R. Walker, T. M. C. Abbott, F. B. Abdalla, S. Allam, A. Benoit-Lévy, G. M. Bernstein, E. Bertin, D. Brooks, E. Buckley-Geer, D. L. Burke, A. Carnero Rosell, M. Carrasco Kind, J. Carretero, M. Crocce, L. N. da Costa, S. Desai, H. T. Diehl, J. P. Dietrich, P. Doel, T. F. Eifler, A. E. Evrard, D. A. Finley, B. Flaugher, P. Fosalba, J. Frieman, E. Gaztanaga, D. W. Gerdes, D. Gruen, R. A. Gruendl, G. Gutierrez, K. Honscheid, K. Kuehn,

- N. Kuropatkin, O. Lahav, P. Martini, R. Miquel, B. Nord, R. Ogando, A. A. Plazas, K. Reil, A. Roodman, M. Sako, E. Sanchez, V. Scarpine, M. Schubnell, I. Sevilla-Noarbe, R. C. Smith, M. Soares-Santos, F. Sobreira, E. Suchyta, M. E. C. Swanson, G. Tarle, D. Tucker, V. Vikram, W. Wester, Y. Zhang, J. Zuntz, and DES Collaboration, *ApJ* **813**, 109 (2015).
- [5] V. Springel, J. Wang, M. Vogelsberger, A. Ludlow, A. Jenkins, A. Helmi, J. F. Navarro, C. S. Frenk, and S. D. M. White, *MNRAS* **391**, 1685 (2008), arXiv:0809.0898.
- [6] O. Newton, M. Cautun, A. Jenkins, C. S. Frenk, and J. Helly, *ArXiv e-prints* (2017), arXiv:1708.04247.
- [7] S. M. Walsh, B. Willman, and H. Jerjen, *Astron. J.* **137**, 450 (2009), arXiv:0807.3345.
- [8] S. Koposov, V. Belokurov, N. W. Evans, P. C. Hewett, M. J. Irwin, G. Gilmore, D. B. Zucker, H. Rix, M. Fellhauer, E. F. Bell, and E. V. Glushkova, *ApJ* **686**, 279 (2008), arXiv:0706.2687.
- [9] J. S. Bullock, A. V. Kravtsov, and D. H. Weinberg, *ApJ* **539**, 517 (2000), astro-ph/0002214.
- [10] T. M. Brown, J. Tumlinson, M. Geha, J. D. Simon, L. C. Vargas, D. A. Vandenberg, E. N. Kirby, J. S. Kalirai, R. J. Avila, M. Gennaro, H. C. Ferguson, R. R. Muñoz, P. Guhathakurta, and A. Renzini, *ApJ* **796**, 91 (2014), arXiv:1410.0681.
- [11] C. Wheeler, J. I. Phillips, M. C. Cooper, M. Boylan-Kolchin, and J. S. Bullock, *MNRAS* **442**, 1396 (2014), arXiv:1402.1498.
- [12] S. Shen, P. Madau, C. Conroy, F. Governato, and L. Mayer, *ApJ* **792**, 99 (2014), arXiv:1308.4131.
- [13] E. J. Tollerud, J. S. Bullock, L. E. Strigari, and B. Willman, *ApJ* **688**, 277 (2008), arXiv:0806.4381.
- [14] J. R. Hargis, B. Willman, and A. H. G. Peter, *ApJ* **795**, L13 (2014), arXiv:1407.4470.
- [15] P. Jethwa, V. Belokurov, and D. Erkal, *ArXiv e-prints* (2016), arXiv:1612.07834.
- [16] D. Lynden-Bell, *The Observatory* **102**, 202 (1982).
- [17] S. R. Majewski, *ApJ* **431**, L17 (1994).
- [18] N. I. Libeskind, C. S. Frenk, S. Cole, J. C. Helly, A. Jenkins, J. F. Navarro, and C. Power, *MNRAS* **363**, 146 (2005), astro-ph/0503400.
- [19] S. Garrison-Kimmel, A. Wetzel, J. S. Bullock, P. F. Hopkins, M. Boylan-Kolchin, C.-A. Faucher-Giguère, D. Kereš, E. Quataert, R. E. Sanderson, A. S. Graus, and T. Kelley, *MNRAS* **471**, 1709 (2017), arXiv:1701.03792.
- [20] J. F. Navarro, C. S. Frenk, and S. D. M. White, *ApJ* **462**, 563 (1996), astro-ph/9508025.
- [21] A. M. Nierenberg, M. W. Auger, T. Treu, P. J. Marshall, and C. D. Fassnacht, *ApJ* **731**, 44 (2011), arXiv:1102.1426 [astro-ph.GA].
- [22] J. Han, S. Cole, C. S. Frenk, and Y. Jing, *MNRAS* **457**, 1208 (2016), arXiv:1509.02175.
- [23] G. A. Dooley, A. H. G. Peter, T. Yang, B. Willman, B. F. Griffen, and A. Frebel, *MNRAS* **471**, 4894 (2017), arXiv:1610.00708.
- [24] E. D’Onghia, V. Springel, L. Hernquist, and D. Keres, *ApJ* **709**, 1138 (2010), arXiv:0907.3482.
- [25] S. Garrison-Kimmel, M. Boylan-Kolchin, J. S. Bullock, and K. Lee, *MNRAS* **438**, 2578 (2014), arXiv:1310.6746 [astro-ph.CO].
- [26] F. C. van den Bosch, X. Yang, H. J. Mo, and P. Norberg, *MNRAS* **356**, 1233 (2005), astro-ph/0406246.
- [27] G. A. Dooley, A. H. G. Peter, J. L. Carlin, A. Frebel, K. Bechtol, and B. Willman, *MNRAS* **472**, 1060 (2017), arXiv:1703.05321.
- [28] J. S. Bullock, K. R. Stewart, M. Kaplinghat, E. J. Tollerud, and J. Wolf, *ApJ* **717**, 1043 (2010), arXiv:0912.1873.
- [29] N. Y. Gnedin, *ApJ* **542**, 535 (2000), astro-ph/0002151.
- [30] C. M. Simpson, G. L. Bryan, K. V. Johnston, B. D. Smith, M.-M. Mac Low, S. Sharma, and J. Tumlinson, *MNRAS* **432**, 1989 (2013), arXiv:1211.1071 [astro-ph.GA].
- [31] A. M. Brooks and A. Zolotov, *ApJ* **786**, 87 (2014), arXiv:1207.2468.
- [32] B. W. O’Shea, J. H. Wise, H. Xu, and M. L. Norman, *ApJ* **807**, L12 (2015), arXiv:1503.01110.
- [33] A. Vale and J. P. Ostriker, *MNRAS* **353**, 189 (2004), astro-ph/0402500.
- [34] A. V. Kravtsov, A. A. Berlind, R. H. Wechsler, A. A. Klypin, S. Gottlöber, B. Allgood, and J. R. Primack, *ApJ* **609**, 35 (2004), astro-ph/0308519.
- [35] P. S. Behroozi, R. H. Wechsler, and C. Conroy, *ApJ* **770**, 57 (2013), arXiv:1207.6105 [astro-ph.CO].
- [36] B. P. Moster, T. Naab, and S. D. M. White, *MNRAS* **428**, 3121 (2013), arXiv:1205.5807 [astro-ph.CO].
- [37] F. Munshi, A. M. Brooks, E. Applebaum, D. R. Weisz, F. Governato, and T. R. Quinn, *ArXiv e-prints* (2017), arXiv:1705.06286.
- [38] C. B. Brook, A. Di Cintio, A. Knebe, S. Gottlöber, Y. Hoffman, G. Yepes, and S. Garrison-Kimmel, *ApJ* **784**, L14 (2014), arXiv:1311.5492.
- [39] Planck Collaboration, R. Adam, N. Aghanim, M. Ashdown, J. Aumont, C. Baccigalupi, M. Ballardini, A. J. Banday, R. B. Barreiro, N. Bartolo, S. Basak, R. Battye, K. Benabed, J.-P. Bernard, M. Bersanelli, P. Bielewicz, J. J. Bock, A. Bonaldi, L. Bonavera, J. R. Bond, J. Borrill, F. R. Bouchet, F. Boulanger, M. Bucher, C. Burigana, E. Calabrese, J.-F. Cardoso, J. Carron, H. C. Chiang, L. P. L. Colombo, C. Combet, B. Comis, F. Couchot, A. Coulais, B. P. Crill, A. Curto, F. Cuttaia, R. J. Davis, P. de Bernardis, A. de Rosa, G. de Zotti, J. Delabrouille, E. Di Valentino, C. Dickinson, J. M. Diego, O. Doré, M. Douspis, A. Ducout, X. Dupac, F. Elsner, T. A. Enßlin, H. K. Eriksen, E. Falgarone, Y. Fantaye, F. Finelli, F. Forastieri, M. Frailis, A. A. Fraisse, E. Franceschi, A. Frolov, S. Galeotta, S. Galli, K. Ganga, R. T. Génova-Santos, M. Gerbino, T. Ghosh, J. González-Nuevo, K. M. Górski, A. Gruppuso, J. E. Gudmundsson, F. K. Hansen, G. Helou, S. Henrot-Versillé, D. Herranz, E. Hivon, Z. Huang, S. Ilić, A. H. Jaffe, W. C. Jones, E. Keihänen, R. Kesitalo, T. S. Kisner, L. Knox, N. Krachmalnicoff, M. Kunz, H. Kurki-Suonio, G. Lagache, A. Lähteenmäki, J.-M. Lamarre, M. Langer, A. Lasenby, M. Lattanzi, C. R. Lawrence, M. Le Jeune, F. Levrier, A. Lewis, M. Liguori, P. B. Lilje, M. López-Caniego, Y.-Z. Ma, J. F. Macías-Pérez, G. Maggio, A. Mangilli, M. Maris, P. G. Martin, E. Martínez-González, S. Matarrese, N. Mauri, J. D. McEwen, P. R. Meinhold, A. Melchiorri, A. Mennella, M. Migliaccio, M.-A. Miville-Deschênes, D. Molinari, A. Moneti, L. Montier, G. Morgante, A. Moss, P. Naselsky, P. Natoli, C. A. Oxborrow, L. Pagano, D. Paoletti, B. Partridge, G. Patanchon, L. Patrizii, O. Perdereau, L. Perotto, V. Pettorino, F. Piacentini, S. Plaszczynski, L. Polastri, G. Polenta, J.-L. Puget, J. P. Rachen,

- B. Racine, M. Reinecke, M. Remazeilles, A. Renzi, G. Rocha, M. Rossetti, G. Roudier, J. A. Rubiño-Martín, B. Ruiz-Granados, L. Salvati, M. Sandri, M. Savelainen, D. Scott, G. Sirri, R. Sunyaev, A.-S. Suur-Uski, J. A. Tauber, M. Tenti, L. Toffolatti, M. Tomasi, M. Tristram, T. Trombetti, J. Valiviita, F. Van Tent, P. Vielva, F. Villa, N. Vittorio, B. D. Wandelt, I. K. Wehus, M. White, A. Zacchei, and A. Zonca, *A&A* **596**, A108 (2016), arXiv:1605.03507.
- [40] P. F. Hopkins, D. Kereš, J. Oñorbe, C.-A. Faucher-Giguère, E. Quataert, N. Murray, and J. S. Bullock, *MNRAS* **445**, 581 (2014), arXiv:1311.2073.
- [41] F.-Y. Cyr-Racine, L. A. Moustakas, C. R. Keeton, K. Sigurdson, and D. A. Gilman, *Phys. Rev. D* **94**, 043505 (2016), arXiv:1506.01724.
- [42] L. Hui, J. P. Ostriker, S. Tremaine, and E. Witten, *Phys. Rev. D* **95**, 043541 (2017), arXiv:1610.08297.
- [43] M. R. Lovell, C. S. Frenk, V. R. Eke, A. Jenkins, L. Gao, and T. Theuns, *MNRAS* **439**, 300 (2014), arXiv:1308.1399.
- [44] M. Boylan-Kolchin, J. S. Bullock, and M. Kaplinghat, *MNRAS* **415**, L40 (2011), arXiv:1103.0007 [astro-ph.CO].
- [45] A. Zolotov, A. M. Brooks, B. Willman, F. Governato, A. Pontzen, C. Christensen, A. Dekel, T. Quinn, S. Shen, and J. Wadsley, *ApJ* **761**, 71 (2012), arXiv:1207.0007 [astro-ph.CO].

## Appendix A: Luminosity Functions

The completeness corrections derived in Sec. II can also be used to estimate luminosity functions. In Fig. 4, we show the luminosity function of MW satellites within 300 kpc of the MW center for the radial distributions discussed in Sec. II. We show the luminosity function both in units of solar luminosity and in the V-band absolute magnitude  $M_V$  convention of the field.

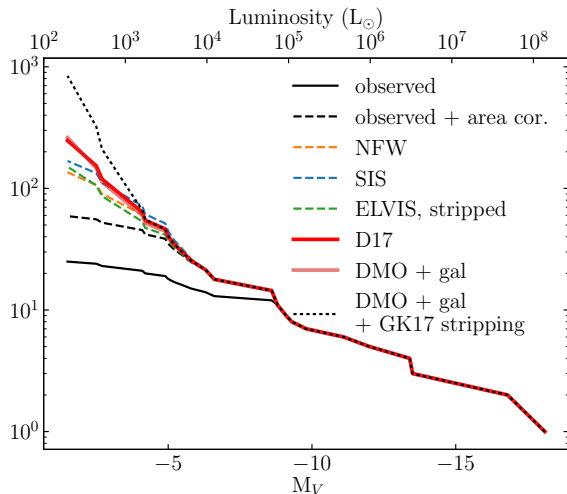


FIG. 4. Completeness corrected luminosity functions. The uncorrected (black) and only area-corrected (i.e. no radial correction; black dashed) luminosity functions are also shown. The centrally concentrated radial distributions derived from DM-only simulations produces the smallest number of satellites, about 100 at  $M_V = -1.5$  ( $L = 340L_\odot$ ). Those from baryonic simulations with tidal stripping, which are not centrally concentrated, have the largest corrections.

## Appendix B: Redshift dependence

Reionization suppresses the formation of galaxies in small halos [9]. In Sec. III, we used a simple criterion to decide if halos hosted luminous galaxies: the halo mass must be above a given threshold, one that is significantly higher after reionization than before. Our fiducial model, based on Ref. [23], assumed that the reionization of the Local Group occurred at  $z_{\text{re}} = 9.3$ , at the high end for global reionization [39]. However, reionization is expected to be patchy. Depending on the exact nature of the source of reionizing photons at high redshift, the MW is expected to reionize earlier than average. Fewer halos form stars if reionization occurs earlier.

In Fig. 5 and Tab. II, we show the number of galaxies that form, assuming reionization occurs at earlier red-

shifts of  $z_{\text{re}} = 11.3$  and  $14.4$  for CDM as well as WDM models. For comparison, we show the total number of subhalos. Assuming the Milky Way has a completeness-corrected total of  $\sim 100$  luminous galaxies brighter than

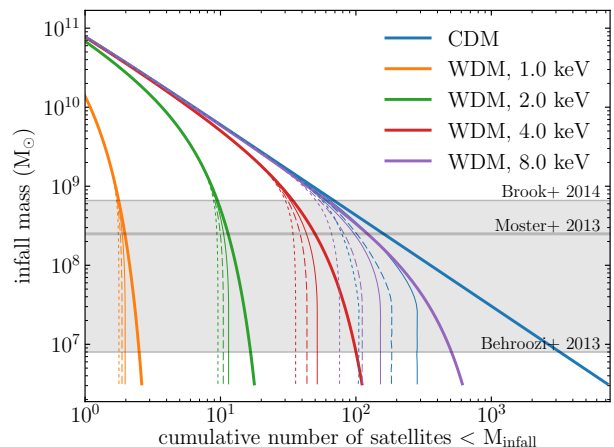


FIG. 5. Similar to Fig. 3, but with the addition of constraints with  $z = 11.3$  (dashed) and  $14.4$  (dotted).

Segue I, there is tension with even the CDM predictions for  $z_{\text{re}} = 11$ . Reionization redshifts  $z_{\text{re}} \gtrsim 11$  are ruled out. An early reionization redshift also puts severe pressure on WDM models. In Fig. 6, we show the implied minimum halo mass if we match the prediction for CDM with the completeness-corrected galaxy count.

TABLE II. Maximum number of satellites and galaxies

	subhalos	galaxies		
		$z = 9.3$	$z = 11.3$	$z = 14.4$
CDM	$\infty$	284	183	104
WDM, 8 keV	611	152	111	76
WDM, 4 keV	111	52	44	36
WDM, 2 keV	18	11	10	10
WDM, 1 keV	3	2	2	2

## Appendix C: Removing Segue I

The closest and faintest satellites dominate the completeness correction. We re-ran our analysis without Segue I, the faintest dwarf in our sample ( $L = 340L_\odot$ , or  $M_V = -1.5$ ) and located 23 kpc from the Sun. For our fiducial radial distribution (D17), the corrected satellite count for the full sky drops by 40% from 236 to 142, for satellites with luminosity  $L \geq 850L_\odot$ . Counts for the other distributions are listed in Tab. III.

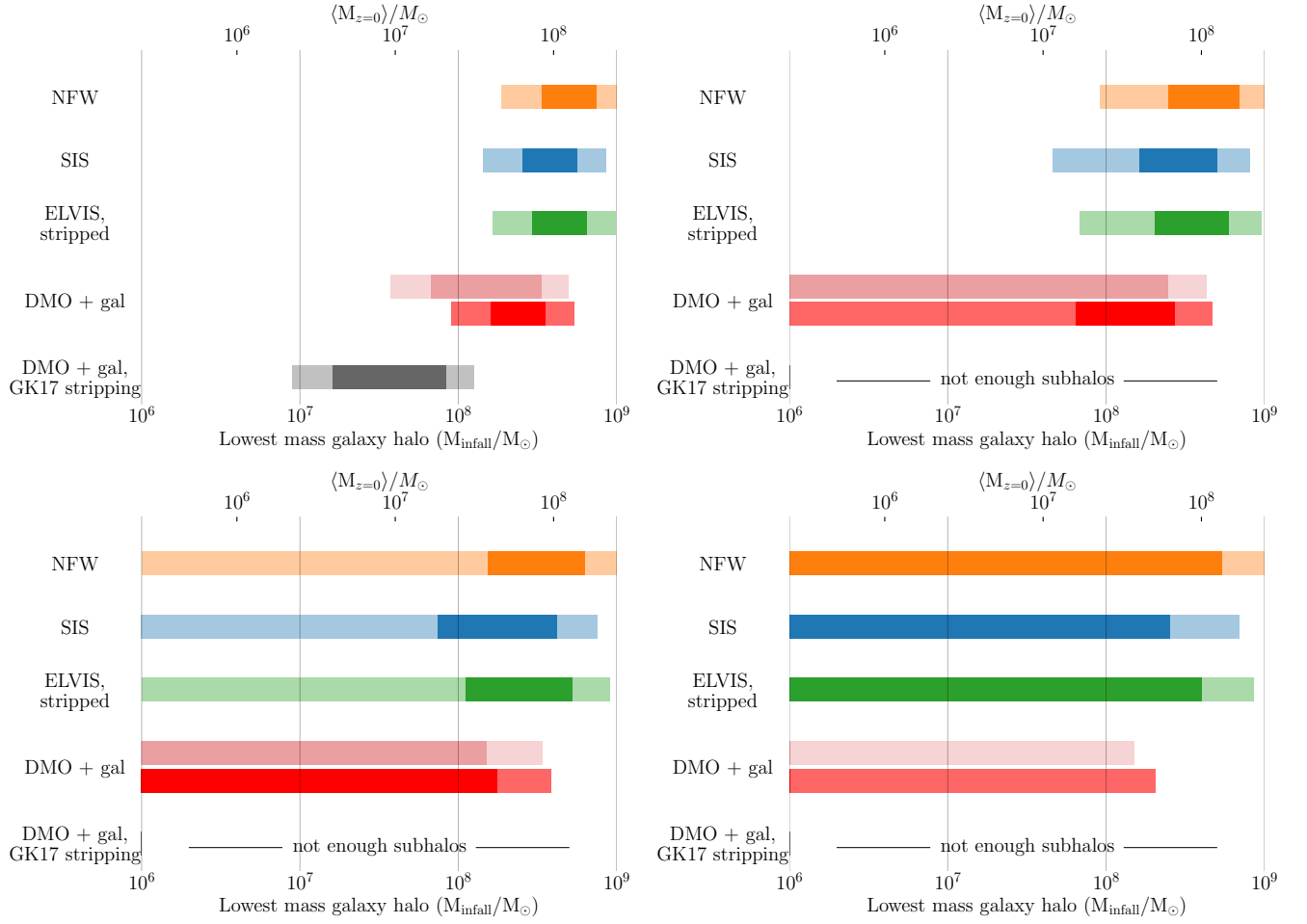


FIG. 6. Similar to the right panel of Fig. 2, but for different reionization redshifts. The mass of faint galaxies similar in luminosity to Segue I, assuming all subhalos can host a galaxy (i.e. no reionization, top left), or a reionization redshift of  $z_{\text{re}} = 9.3$  (right). Bottom row:  $z_{\text{re}} = 11.3$  (left) and  $14.4$  (right).

TABLE III. Completeness corrected satellite ( $L > 850L_{\odot}$ ) counts without Segue I

distribution	$r_{1/2}$	Predictions		
		all sky	DES	LSST Year 1
NFW	124 kpc	95	9	34
SIS	150 kpc	122	11	38
ELVIS, stripped	90 kpc	94	10	37
D17	124 kpc	142	13	44
sims	110-158 kpc	135-258	13-21	44-58
sims + GK17	130-170 kpc	130-638	28-44	77-100