

Real-Time Document Image Classification using Deep CNN and Extreme Learning Machines

Andreas Kölsch^{*†}, Muhammad Zeshan Afzal^{*†}, Markus Ebbecke[†], Marcus Liwicki^{*†‡}
a_koelsch12@cs.uni-kl.de, afzal@iupr.com, m.ebbecke@insiders-technologies.de, marcus.liwicki@unifr.ch

^{*}MindGarage, University of Kaiserslautern, Germany

[†]Insiders Technologies GmbH, Kaiserslautern, Germany

[‡]University of Fribourg, Switzerland

Abstract—This paper presents an approach for real-time training and testing for document image classification. In production environments, it is crucial to perform accurate and (time-)efficient training. Existing deep learning approaches for classifying documents do not meet these requirements, as they require much time for training and fine-tuning the deep architectures. Motivated from Computer Vision, we propose a two-stage approach. The first stage trains a deep network that works as feature extractor and in the second stage, Extreme Learning Machines (ELMs) are used for classification. The proposed approach outperforms all previously reported structural and deep learning based methods with a final accuracy of 83.24% on Tobacco-3482 dataset, leading to a relative error reduction of 25% when compared to a previous Convolutional Neural Network (CNN) based approach (DeepDocClassifier). More importantly, the training time of the ELM is only 1.176 seconds and the overall prediction time for 2,482 images is 3.066 seconds. As such, this novel approach makes deep learning-based document classification suitable for large-scale real-time applications.

Index Terms—Document Image Classification, Deep CNN, Convolutional Neural Network, Transfer Learning

I. INTRODUCTION

Today, business documents (cf. Fig. 1) are often processed by document analysis systems (DAS) to reduce the human effort in scheduling them to the right person or in extracting the information from them. One important task of a DAS is the classification of documents, i.e. to determine which kind of business process the document refers to. Typical document classes are *invoice*, *change of address* or *claim* etc. Document classification approaches can be grouped in image-based [1]–[7] and content (OCR) based approaches [8]–[10] (See Section II. DAS often include both variants. Which approach is more suitable often depends on the documents that are processed by the user. Free-form documents like usual letters normally need content-based classification whereas forms that contain the same text in different layouts can be distinguished by image-based approaches.

However, it is not always known in advance what category the document belongs to. That is why it is difficult to choose between image-based and content-based methods. In general, the image-based approach is preferred that works directly on digitized images. Due to the diversity of the document image classes, there exist classes with a high intra-class and low inter-class variance which is shown in Fig. 2 and Fig. 3 respectively.




Fig. 1: Sample images from different classes of the Tobacco-3482 dataset.

Hence it is difficult to come up with handcrafted features that are generic for document image classification.

With the increasing performance of convolutional neural networks (CNN) during the last years, it is more straightforward to classify images directly without extracting handcrafted features from segmented objects [1]–[3]. However, these approaches are time-consuming at least during the training process. This means that it may take hours before the user gets feedback if the chosen approach for classification works in his case. In addition, self-learning DAS that train incrementally based on the user’s feedback will not have a good user experience because it just takes too long until the system improves while working with it. The question is if there is an image-based approach for document classification which is efficient in classification and training as well.

In this paper, we propose to use Extreme Learning Machines (ELM)s which provide real-time training. In order to overcome both, the hassle of manual feature extraction and long time of training, we devise a two-stage process that combines automatic feature learning of deep CNNs with efficient ELMs. The first phase is the training of a deep neural network that will be used as feature extractor. In the second phase, ELMs




Fig. 2: Documents from the *Advertisement* class of the Tobacco-3482 dataset showing a high intra-class variance.




Fig. 3: Documents from different classes (*Email, Letter, Memo, Report, Resume* and *Scientific*) of the Tobacco-3482 dataset showing a low inter-class variance.

are employed for the final classification. ELMs are different in their nature from other neural networks (see Section III). The presented work in the paper shows that it takes a millisecond on average to train over one image, hence showing a real-time performance. This fact makes these networks also well-suited for usage in an incremental learning framework.

The rest of the paper is organized as follows: Section II describes the related work in the field of document classification. A theoretical background on ELMs is given in Section III. In Section IV the proposed combination of a deep CNN and an ELM is described in detail. Section V explains how the experiments are performed and presents the results. Section VI concludes the paper and gives perspectives for future work.

II. RELATED WORK

In the last years, a variety of methods has been proposed for document image classification. These methods can be grouped into three categories. The first category utilizes the layout/structural similarity of the document images. It is time-consuming to first extract the basic document components and then use them for classification. The work in the second category is focused on the developing of local and/or global image descriptors. These descriptors are then used for document classification. Extracting local and global features is also a fairly time-consuming process. Lastly, the methods from the third category use CNNs to automatically learn and extract features from the document images which are then classified. Nevertheless, also in this approach, the training process is very time-consuming, even using GPUs. In the following, we give a brief overview of closely related approaches belonging to the three categories mentioned above.

Dengel and Dubiel [11] used decision trees to map the layout structure of printed letters into a complementary logical structure. Bagdanov and Worring [12] present a classification method for machine-printed documents that uses Attributed Relational Graphs (ARGs). Byun and Lee [13] and Shin and

Doermann [14] used layout and structural similarity methods for document matching whereas, Kevyn and Nickolov [15] combined both text and layout based features.

In 2012, Jayant et al. [4] proposed a method for document classification that relies on codewords derived from patches of the document images. The code book is learned in an unsupervised way on the documents. To do that, the approach recursively partitions the image into patches and models the spatial relationships between the patches using histograms of patch-codewords. Two years later, the same authors presented another method which builds a codebook of SURF descriptors of the document images [16]. In a similar way as in their first paper, these features are then used for classification. Chen et al. [5] proposed a method which uses low-level image features to classify documents. However, their approach is limited to structured documents. Kochi and Saitoh [6] presented a method that relies on pre-defined knowledge on the document classes. The approach uses models for each class of documents and classifies new documents based on their similarity to the models. Reddy and Govindaraju [7] used pixel information from binary images for the classification of form documents. Their method uses the k-means algorithm to classify the images based on their pixel density.

Most important for this work are the CNN based approaches by Kang et al. [2], Harley et al. [3] and Afzal et al. [1]. Kang et al. have been the first who used CNNs for document classification. Even though they used a shallow network due to limited training data, their approach outperformed structural similarity based methods on the Tobacco-3482 dataset [2]. Afzal et al. [1] and Harley et al. [3] showed a great improvement in the accuracy by applying transfer learning from the domain of real-world images to the domain of document images, thus making it possible to use deep CNN architectures even with limited training data. With their approach, they significantly

outperformed the state-of-the-art at that time. Furthermore, Harley et al. [3] introduced the RVL-CDIP dataset which provides a large-scale dataset for document classification and allows for training CNNs from scratch.

While deep CNN based approaches have advanced significantly in the last years and are the current state-of-the-art, the training of these networks is very time-consuming. The approach presented in this paper belongs to the third category, but overcomes the issue of long training time. To allow for real-time training while using the state-of-the-art performance of deep CNNs, our approach uses a combination of CNNs [17] and ELMs [18], [19].

III. EXTREME LEARNING MACHINES

ELM is an algorithm that is used to train Single Layer Feedforward Network (SLFN) [18], [19]. The major idea behind ELM is mimicking the biological behaviour. While general neural network training uses backpropagation to adjust parameters i.e. weights, this step is not required for ELMs. An ELM learns by updating weights in two distinct but sequential stages. These stages are random feature mapping and least square fitting. In the first stage, the weights between the input and the hidden layers are randomly initialized. In the second stage a linear least square optimization is performed and therefore no backpropagation is required. The point that distinguishes ELM from other learning algorithms is the mapping of input features into a random space followed by learning in that stage.

In a supervised learning setting each input sample has a corresponding class label. Let x and t be the input sample and corresponding label respectively.

Let X and T be the sets of n examples and represented as follows $\{X, T\} = \{x_k, t_k\}_{k=1}^n$ where $x_k \in \mathbb{R}^d$ and $t_k \in \mathbb{R}^m$ are the k^{th} input and target vectors of d and m dimensions respectively. The supervised classification searches for a function that maps the input vector to the target vector. While there are many sophisticated forms of such functions [20], one simple and effective function is single hidden layer feedforward network (SLFN). With respect to the setting described above a single layer network with N hidden nodes can be depicted as follows

$$o_j = \sum_{i=1}^N \beta_i g(w_i^T x_j + b_i) \quad (1)$$

where w_i is the weight matrix connecting the i^{th} hidden node and the input nodes, β_i is the weight vector that connects the i^{th} node to the output and b_i is the bias. The function g represents an activation function that could be *relu*, *sigmoid*, etc.

The above was the description of SLFNs. For ELMs the weights between the input and the hidden nodes $\{w_i, b_i\}_{i=1}^N$ are randomly initialized. In the second stage, the parameters connecting the hidden and the output layer are optimized using regularized linear least square. Let $\psi(x_j)$ be the response vector from hidden layer to input x_j and B be the output

parameter connecting the the hidden and output layer. ELM minimizes the following sum of the squared losses.

$$\frac{C}{2} \sum_{j=1}^N \|e_j\|_2^2 + \frac{1}{2} \|B\|_F^2 \quad (2)$$

The second term in Eq. 2 is the regularizer to avoid the overfitting and C is the trade-off coefficient. By concatenating $H = [\psi(x_1)]^T, \psi(x_2)]^T \cdots \psi(x_N)]^T$ and $T = [t_1, t_2, \cdots t_N]$ we get the following well known optimization problem called ridge regression.

$$\min_{B \in \mathbb{R}^{N \times q}} \frac{1}{2} \|B\|_F^2 + \frac{C}{2} \|T - HB\|_2^2 \quad (3)$$

The above mentioned problem is convex and constrained by the following linear system

$$B + CH^T(T - HB) = 0 \quad (4)$$

This linear system could be solved using numerical methods for obtaining optimal B^*

$$B^* = \left(H^T H + \frac{I_N}{C} \right)^{-1} HT \quad (5)$$

IV. DEEP CNN AND ELM FOR DOCUMENT IMAGE CLASSIFICATION

This section presents in detail the mixed CNN and ELM architecture and the learning methodology of the developed classification system.

A. Preprocessing

The method presented in this paper does not utilize document features that require a high resolution, such as optical character recognition. Instead, it solely relies on the structure and layout of the input documents to classify them. Therefore, in a preprocessing step, the high-resolution images are down-scaled to a lower resolution of 227×227 which is the input size of the CNN.

The common approach to successfully train CNNs for object recognition is to augment the training data by resizing the images to a larger size and to then randomly crop areas from these images [17]. This data augmentation technique has proven to be effective for networks trained on the ImageNet dataset where the most discriminating elements of the images are typically located close to the center of the image and therefore contained in all crops. However, by this technique, the network is effectively presented with less than 80 % of the original image. We intentionally do not augment our training data in this way, because in document classification, the most discriminating parts of document images often reside in the outer regions of the document, e.g. the head of a letter.

As a second preprocessing step, we subtract the mean values of the training images from both the training and the validation images.

Lastly, we convert the grayscale document images to RGB images, i.e. we copy the values of the single-channel images to generate three-channel images.

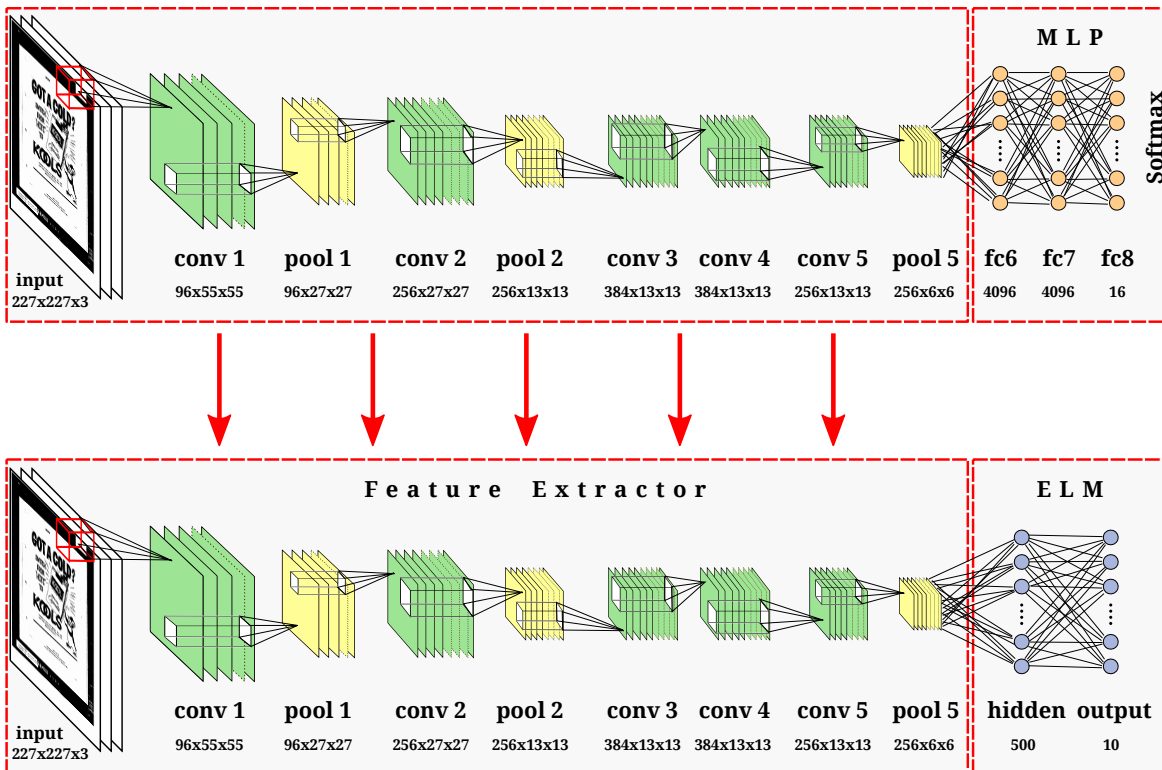


Fig. 4: AlexNet is pretrained on the large scale dataset RVL-CDIP. Then, the fully-connected layers are replaced by an ELM and the other trained layers are copied to the new architecture.

B. Network Architecture

The deep CNN architecture proposed in this paper is based on the AlexNet architecture [17]. It consists of five convolutional layers which are followed by an Extreme Learning Machine (ELM) [19].

As in the original AlexNet architecture, we get 256 feature maps of size 6×6 after the last max-pooling layer (cf. Fig. 4).

While AlexNet uses multiple fully-connected layers to classify the generated feature maps, we propose to use a single-layer ELM.

The weights of the convolutional layers are pretrained on a large dataset as a full AlexNet, i.e. with three subsequent fully-connected layers and standard backpropagation. After the training has converged, the fully-connected layers are discarded and the convolutional layers are fixed to work as a feature extractor. The feature vectors extracted by the CNN stub then provide the input vectors for the ELM training and testing (cf. Fig. 4).

The ELMs used in this architecture is a single-layer feed-forward neural network. We test ELMs with 2000 neurons in the hidden layer and 10 output neurons, as the target dataset has 10 classes. The neurons use sigmoid as activation function.

C. Training Details

As already stated, we train a full AlexNet on a large dataset to provide a useful feature extractor for the ELM and then train the ELM on the target dataset. Specifically, we train

AlexNet on a dataset, which contains images from 16 classes. Therefore, the number of neurons in the last fully-connected layer of AlexNet is changed from 1,000 to 16.

All, but the last network layer are initialized with an AlexNet model¹ that was pretrained on ImageNet. The training is performed using stochastic gradient descent with a batch size of 25, an initial learning rate of 0.001, a momentum of 0.9 and a weight decay of 0.0005. To prevent overfitting, the sixth and seventh layers are configured to use a dropout ratio of 0.5. After 40 epochs, the training process is finished. The caffe framework [21] is used to train this model.

The ELMs are trained and evaluated on the Tobacco-3482 dataset [16] which contains images from 10 classes. The images are passed through the CNN stub and the activations of the fifth pooling layer are presented to the ELM (cf. Fig. 4).detail

V. EXPERIMENTS AND RESULTS

A. Datasets

In this paper, two datasets are used. First, we use the Ryerson Vision Lab Complex Document Information Processing (RVL-CDIP) dataset [3] to train a full AlexNet. This dataset contains 400,000 images which are evenly distributed across 16 classes. 320,000 of the images are dedicated for training, 40,000 images are each dedicated for validation and testing.

¹https://github.com/BVLC/caffe/tree/master/models/bvlc_alexnet

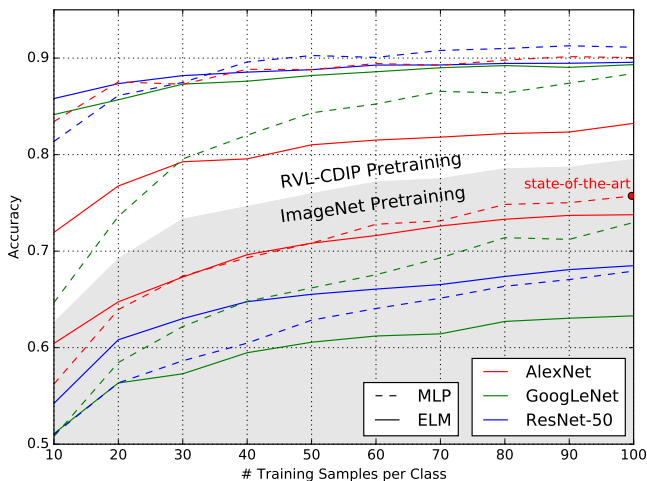


Fig. 5: Mean accuracy achieved by the different ELM classifiers in comparison to the original networks.

TABLE I: Accuracy achieved on the Tobacco-3482 dataset by the different classifiers with different pretraining. Here, all networks use 100 images per class during training and the rest for testing. The reported accuracy is the mean accuracy achieved on 10 different dataset partitions.

	\emptyset Accuracy
Structural methods [1]	40.3 %
AlexNet (ImageNet)	75.73 %
AlexNet-ELM (ImageNet)	73.77 %
AlexNet (RVL-CDIP)	90.05 %
AlexNet-ELM (RVL-CDIP)	83.24 %

Secondly, we use the Tobacco-3482 dataset [16] to train the presented ELM and evaluate its performance. This dataset contains 3,482 images from ten document classes.

As there exists some overlap between the two datasets, we exclude the images that are contained in both datasets from the large dataset. Therefore, AlexNet is not trained on 320,000 but only on 319,784 images.

B. Evaluation Scheme

To allow for a fair comparison with other approaches on the Tobacco-3482 dataset, we use a similar evaluation protocol as Kang et al. [2] and Harley et al. [3]. Specifically, we conduct several experiments with different training datasets. We only use subsets of the Tobacco-3482 dataset for training ranging from 10 images per class to 100 images per class. The remaining images are used for testing. Since the dataset is so small, for each of these dataset splits, we randomly create ten different partitions to train and evaluate our classifiers and report the median performance. Note, that the ELMs are not optimized on a validation set. Thus, there is no validation set needed.

TABLE II: Time needed to train and test the classifiers using a NVidia Tesla K20x as GPU and an Intel i7-6700K @ 4.00GHz as CPU. The testing time is the time required to classify the entire test set of 2482 images.

	Training	Testing
AlexNet (GPU)	10 min, 34 sec	3480 ms
AlexNet-ELM (GPU)	1176 ms	3066 ms
AlexNet (CPU)	6 h, 44 min, 8 sec	4 min, 30 sec
AlexNet-ELM (CPU)	1 min, 26 sec	4 min, 19 sec

C. Experiments

As a first and baseline experiment, we train AlexNet which is pretrained on ImageNet, on the Tobacco-3482 dataset as was already done by Afzal et al. [1]. As described above, we train multiple versions of the network with 10 different partitions per training data size. In total, 100 networks are trained, i.e. 10 networks on each 10, 20, ..., 100 training images per class. The training datasets for these experiments are further subdivided into a dataset for actual training (80%) and a dataset for validation (20%) (cf. [3]).

Secondly, we train an ImageNet initialized AlexNet on 319,784 images of the RVL-CDIP corpus and discard the fully-connected part of the network. The network stub is used as a feature extractor to train and test our ELMs. The ELMs are trained on the Tobacco-3482 dataset as described in section V-B. As these networks depend on random initialization, we train 10 ELMs for each of the 100 partitions and report the mean accuracy for each partition size.

D. Results

The performance of our proposed classifiers in comparison to the current state-of-the-art depicted in Fig. 5. As can be seen, the ELM classifier with document pretraining already outperforms the current state-of-the-art with as little as 20 training samples per class. With 100 training samples per class, the test accuracy can be increased from 75.73% to 83.24% (cf. Table I) which corresponds to an error reduction of more than 30%.

Together with the exceptional performance boost the runtime needed for both training and testing is reduced (cf. Table II). Especially in the case of GPU accelerated training, the proposed approach is more than 500 times faster than the current state-of-the-art. For both training and testing, the combined CNN/ELM approach needs about 1 ms per image, thus making it real-time. As more than 90% of the total runtime are used for the feature extraction, a different CNN architecture could speed this up even further.

The ELM classifier with ImageNet pretraining achieves an accuracy which is comparable to that of the current state-of-the-art at a fraction of the computational costs.

Note, that AlexNet pretrained on the RVL-CDIP dataset and fine-tuned on the Tobacco-3482 dataset achieves even better performance in terms of accuracy. However, as this would be as slow as the current state-of-the-art, this is not in the scope

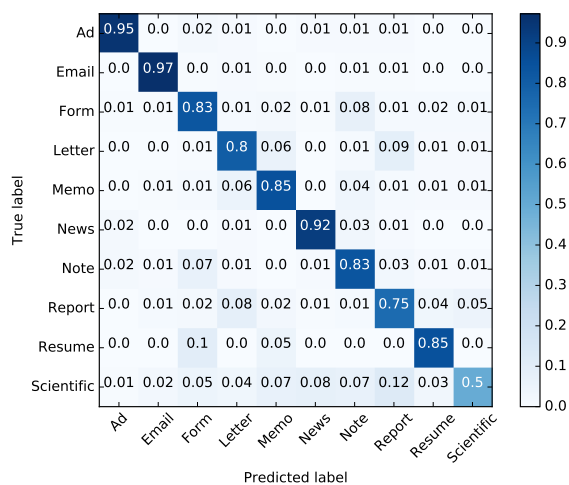


Fig. 6: Confusion matrix of an exemplary ELM.

of this paper. The main idea of this work is to provide a fast and accurate classifier.

A confusion matrix of an exemplary ELM classifier which was trained on 100 images per class is shown in Fig. 6. As can be seen, the class *Scientific* is by far the hardest to recognize. This result is consistent with Afzal et al. [1] and can be explained by low inter-class variance between the classes *Scientific* and *Report*.

E. Experiments with deeper architectures

For completeness, we also conduct the described experiments with GoogLeNet [22] and ResNet-50 [23] as underlying network architectures. As depicted in Fig. 5, the networks perform extremely well.

However, since both of these architectures have only one fully connected layer for classification which is replaced by the ELM, there is no runtime improvement at inference time, but only at training time. Furthermore, due to the depth of these models, we have to drastically reduce the batch size which decreases the degree of parallelism and makes these approaches not viable for real-time training with a single GPU.

VI. CONCLUSION AND FUTURE WORK

We have addressed the problem of real-time training for document image classification. In particular, we present a document classification approach that trains in real-time, i.e. a millisecond per image and outperforms the current state-of-the-art by a large margin. We suggest a two-stage approach which uses feature extraction from deep neural networks and efficient training using ELM. The latter stage leads to superior performance in terms of efficiency. Several quantitative evaluations show the power and potential of the proposed approach. This is a big leap forward for DAS that are bound to quick system responses.

An interesting future dimension is the fast extraction of image features, because, in the presented approach over 90 %

of the time is consumed for feature extraction from deep neural networks. Another future experiment is to benchmark the GoogLeNet and ResNet-50 based ELM classifiers in a high-performance cluster.

REFERENCES

- [1] M. Z. Afzal, S. Capobianco, M. I. Malik, S. Marinai, T. M. Breuel, A. Dengel, and M. Liwicki, "Deepdocclassifier: Document classification with deep convolutional neural network," in *Document Analysis and Recognition (ICDAR), 2015 13th International Conference on*. IEEE, 2015, pp. 1111–1115.
- [2] Le Kang, Jayant Kumar, Peng Ye, Yi Li, and David Doermann, "Convolutional Neural Networks for Document Image Classification," in *ICPR*, 2014.
- [3] A. W. Harley, A. Ufkes, and K. G. Derpanis, "Evaluation of deep convolutional nets for document image classification and retrieval," in *13th International Conference on Document Analysis and Recognition (ICDAR), 2015*. IEEE, 2015, pp. 991–995.
- [4] J. Kumar, P. Ye, and D. S. Doermann, "Learning document structure for retrieval and classification," in *ICPR*. IEEE, 2012, pp. 1558–1561.
- [5] S. Chen, Y. He, J. Sun, and S. Naoi, "Structured document classification by matching local salient features," in *ICPR*, Nov 2012, pp. 653–656.
- [6] T. Kochi and T. Saitoh, "User-defined template for identifying document type and extracting information from documents," in *ICDAR*, Sep 1999, pp. 127–130.
- [7] K. V. U. Reddy and V. Govindaraju, "Form classification," in *DRR'08*, 2008, pp. –1–1.
- [8] B. Tang, H. He, P. M. Baggenstoss, and S. Kay, "A bayesian classification approach using class-specific features for text categorization," *IEEE Transactions on Knowledge and Data Engineering*, vol. 28, no. 6, pp. 1602–1606, 2016.
- [9] D. M. Diab and K. M. El Hindi, "Using differential evolution for fine tuning naïve bayesian classifiers and its application for text classification," *Applied Soft Computing*, vol. 54, pp. 183–199, 2017.
- [10] Y. Li and A. K. Jain, "Classification of text documents," in *Pattern Recognition, 1998. Proceedings. Fourteenth International Conference on*, vol. 2. IEEE, 1998, pp. 1295–1297.
- [11] A. Dengel and F. Dubiel, "Clustering and classification of document structure—a machine learning approach," in *ICDAR*, 1995, pp. 587–591.
- [12] A. Bagdanov and M. Worring, "Fine-grained document genre classification using first order random graphs," in *ICDAR*, 2001, pp. 79–83.
- [13] Y. Byun and Y. Lee, "Form classification using dp matching," in *ACM Symposium on Applied Computing*, New York, USA, 2000, pp. 1–4.
- [14] C. Shin and D. S. Doermann, "Document image retrieval based on layout structural similarity," in *IPCV*, 2006, pp. 606–612.
- [15] K. Collins-thompson and R. Nickolov, "A clustering-based algorithm for automatic document separation," 2002.
- [16] J. Kumar, P. Ye, and D. Doermann, "Structural similarity for document image classification and retrieval," *Pattern Recognition Letters*, vol. 43, pp. 119 – 126, 2014.
- [17] A. Krizhevsky, I. Sutskever, and G. E. Hinton, "Imagenet classification with deep convolutional neural networks," in *Advances in Neural Information Processing Systems*, 2012, pp. 1097–1105.
- [18] G.-B. Huang, Q.-Y. Zhu, and C.-K. Siew, "Extreme learning machine: a new learning scheme of feedforward neural networks," in *Neural Networks, 2004. Proceedings. 2004 IEEE International Joint Conference on*, vol. 2. IEEE, 2004, pp. 985–990.
- [19] —, "Extreme learning machine: theory and applications," *Neurocomputing*, vol. 70, no. 1, pp. 489–501, 2006.
- [20] S. B. Kotsiantis, I. Zaharakis, and P. Pintelas, "Supervised machine learning: A review of classification techniques," 2007.
- [21] Y. Jia, E. Shelhamer, J. Donahue, S. Karayev, J. Long, R. Girshick, S. Guadarrama, and T. Darrell, "Caffe: Convolutional architecture for fast feature embedding," *arXiv preprint arXiv:1408.5093*, 2014.
- [22] C. Szegedy, W. Liu, Y. Jia, P. Sermanet, S. Reed, D. Anguelov, D. Erhan, V. Vanhoucke, and A. Rabinovich, "Going deeper with convolutions," in *Proceedings of the IEEE conference on computer vision and pattern recognition*, 2015, pp. 1–9.
- [23] K. He, X. Zhang, S. Ren, and J. Sun, "Deep residual learning for image recognition," in *Proceedings of the IEEE Conference on Computer Vision and Pattern Recognition*, 2016, pp. 770–778.