

# Hydrodynamic Optical Soliton Tunneling

P. Sprenger,<sup>1,\*</sup> M. A. Hoefer,<sup>1,†</sup> and G. A. El<sup>2,‡</sup>

<sup>1</sup>*Department of Applied Mathematics, University of Colorado, Boulder CO 80309, USA*

<sup>2</sup>*Department of Mathematical Sciences, Loughborough University, Loughborough, LE11 3TU, UK*

(Dated: March 24, 2022)

A conceptually new notion of hydrodynamic optical soliton tunneling is introduced in which a dark soliton is incident upon an evolving, broad potential barrier that arises from an appropriate variation of the input signal. The barriers considered include smooth rarefaction waves and highly oscillatory dispersive shock waves. Both the soliton and the barrier satisfy the same one-dimensional defocusing nonlinear Schrödinger (NLS) equation, which admits a convenient dispersive hydrodynamic interpretation. Under the scale separation assumption of Whitham modulation theory the highly nontrivial nonlinear interaction between the soliton and the evolving hydrodynamic barrier is described in terms of simple wave solutions to an appropriate asymptotic reduction of the Whitham-NLS system. One of the Riemann invariants of the reduced modulation system determines the characteristics of a soliton interacting with an initial mean flow that results in soliton tunneling or trapping. Another Riemann invariant yields the soliton tunneling phase shift. Under certain conditions, soliton interaction with hydrodynamic barriers gives rise to new effects that include reversal of the soliton propagation direction and spontaneous soliton cavitation, which further suggest possible methods of dark soliton control in optical fibers.

## I. INTRODUCTION

The tunneling of wavepackets incident upon a potential barrier is a defining quantum mechanical property [1]. The linear phenomenon can be extended to nonlinear solitonic wavepackets or solitons—localized, unchanging waveforms in which nonlinear and dispersive effects are in balance. In the original consideration of a soliton incident upon a potential barrier, it was found that the soliton can losslessly pass, or tunnel, through a localized repulsive or attractive potential [2]. The theoretical connection of this so-called soliton tunneling with quantum mechanical tunneling was established in an optical setting in [3] where a bright optical pulse propagating in an optical fiber with anomalous dispersion was transmitted through a localized defective region of normal dispersion—the analog to a potential barrier. Soliton tunneling has been studied theoretically in some detail in recent years in various physical systems including optical media [4–7], nematic liquid crystals [8, 9] and matter waves in Bose-Einstein condensates (BEC) [10, 11]. Recent experiments observed the nonlinear analogues of some linear quantum features including nonlinear scattering [12], reflection and ejection [13] and soliton tunneling [14].

In the focusing (anomalous dispersion) regime, the nonlinear optical plane wave propagation is subject to modulational instability with respect to long wavelength perturbations [15]. In contrast, the plane wave propagation in the normal dispersion (defocusing) regime is stable and, remarkably, exhibits many features characteristic of fluid motion [16]. The dispersive effects in

such a “fluid of light” are due to diffractive properties of the medium. The dispersive hydrodynamic behavior of light propagation has been considered and observed in a number of works, see, e.g., [17–20].

Robust features of the diffraction of laser light in a nonlinear, defocusing medium and matter waves in a repulsive BEC include dark solitons, moving depression waves whose width is proportional to the coherence length  $l$  of the medium. In addition to solitons, these media also support spatially extended, smooth configurations that can exhibit wavebreaking and the spontaneous emergence of highly oscillatory dispersive shock waves (DSWs) [21]. Optical DSWs have been observed in both bulk media [18] and optical fibers [22]. While the DSW oscillatory length scale is also the medium “microscopic” coherence length  $l$ , DSWs exhibit expanding, rank-ordered oscillations spanning a larger, “macroscopic” coherence length scale  $L$ , which increases with time. This latter length scale also characterizes non-oscillatory hydrodynamic flows such as expansion or rarefaction waves (RWs) and compressive Riemann waves recently observed in optical fibers in the context of wavebreaking control [23]. The scale separation  $l \ll L$ , a natural characterization of dispersive hydrodynamics [24], enables a mathematical description of DSWs via nonlinear wave Whitham averaging [21, 25], while RWs are described by the long-wave, dispersionless limit of the original equations.

Despite the fact that solitons, RWs and DSWs are well known, fundamental features of dispersive media, soliton-RW or soliton-DSW interactions have been mostly overlooked. As we show, these interactions motivate an alternative notion of optical tunneling whereby a dark soliton incident upon a spatially extended hydrodynamic barrier in the form of a DSW or a RW can penetrate through to the other side of the evolving hydrodynamic structure. Thus, in contrast to the traditional notion of soliton tunneling through an externally imposed barrier, hydrody-

---

\*Electronic address: patrick.sprenger@colorado.edu

†Electronic address: hoefer@colorado.edu

‡Electronic address: g.el@lboro.ac.uk

dynamic soliton tunneling corresponds to the full penetration and emergence of the soliton through a hydrodynamic state that evolves *subject to the same equation as the soliton*. This generalizes the understanding of a soliton as a coherent, particle-like entity that can interact elastically with other solitons [26] and dispersive radiation [27] to one that can also interact with nonlinear hydrodynamic states and emerge intact (i.e. without fissioning or radiation), albeit with a different amplitude the resulting from changes in the background mean flow.

In this paper, we analyze the tunneling of solitons through hydrodynamic states in the framework of the integrable defocusing nonlinear Schrödinger (NLS) equation, which is an accurate model for nonlinear propagation of light in single mode with normal dispersion [28]. We invoke the scale separation inherent in Whitham modulation theory to derive a system of asymptotic equations that describe the interaction between (narrow) dark solitons and evolving (broad) hydrodynamic barriers. We obtain the conditions on the incident soliton (amplitude) and hydrodynamic mean flow (density, velocity) for tunneling. One of the fundamental properties of hydrodynamic soliton tunneling is *hydrodynamic reciprocity* whereby the tunneling through RWs and DSWs is described by the same set of conditions in spite of the very different interaction dynamics. This general property of *solitonic hydrodynamics* has been recently formulated and experimentally confirmed for a fluid dynamics system [29]. We also show that tunneling is not always possible and the soliton can be absorbed or trapped within the hydrodynamic flow. Moreover, we find that soliton interaction with hydrodynamic states can lead to reversal of the solitons propagation direction and spontaneous soliton cavitation.

The method of our analysis can be applied to a large class of dispersive hydrodynamic systems, including dispersive Eulerian equations [21, 30] which have wide applications. The particular case of optical hydrodynamic soliton tunneling considered here could be observed within the experimental setting described in [20] for the generation of DSWs and RWs in optical fibers.

## II. PROBLEM FORMULATION

We consider the defocusing NLS equation

$$i\psi_t = -\frac{1}{2}\psi_{xx} + |\psi|^2\psi, \quad (1)$$

where in the context of fiber optic propagation  $t$  is the longitudinal coordinate in the fiber,  $x$  is the retarded time and  $\psi(x, t)$  is the slowly-varying envelope of the electric field, all variables are normalized to their typical values, in particular  $\psi(x, t)$  normalized to the square root of the mean power of the optical field. See e.g. [20] for the detailed description of NLS normalizations and typical values of physical parameters pertinent to the regimes considered here.

Equation (1) can be written in dispersive hydrodynamic form via the Madelung transformation  $\psi = \sqrt{\rho}e^{i\phi}$ ,  $u = \phi_x$  where  $\rho$  is the optical power and  $u$  is the chirp

$$\rho_t + (\rho u)_x = 0, \quad u_t + uu_x + \rho_x = \left( \frac{\rho_{xx}}{4\rho} - \frac{\rho_x^2}{8\rho^2} \right)_x. \quad (2)$$

In terms of the hydrodynamic interpretation of these quantities we refer  $\rho$  is a density and  $u$  a flow velocity (see, e.g., [21]). Within this setting, the (normalized) coherence length  $l = \sqrt{\rho_0}$ , where  $\rho_0$  is a typical density scale, corresponds to a scaling invariance of the hydrodynamic equations (2). In BECs,  $l$  is known as the healing length [31].

Equation (2) admits the localized, dark soliton solution

$$\begin{aligned} \rho(x, t) &= \bar{\rho} - a \operatorname{sech}^2[\sqrt{a}(x - c_s t - x_0)], \\ u(x, t) &= \bar{u} \pm \sqrt{\bar{\rho} - a}[1 - \bar{\rho}/\rho(x, t)], \end{aligned} \quad (3)$$

where  $a$  is the maximum deviation from the background intensity  $\bar{\rho}$  and  $c_s = \bar{u} \pm \sqrt{\bar{\rho} - a}$  is the soliton amplitude-speed relation for the mean flow velocity  $\bar{u}$ . The  $\pm$  in (3) is due to the bi-directional nature of the NLS equation as a dispersive hydrodynamics system (2). When  $a = \bar{\rho}$ , the soliton peak is a cavitation point—naturally referred to as a black soliton.

The typical tunneling problem consists of a soliton incident on a fixed potential barrier, either due to a change in the medium or an external effect. However, the spatio-temporal barriers considered here evolve according to the same equation that describes the dynamics of the medium. For an optical fiber with homogeneous, normal dispersion this corresponds to a time-dependent input signal that results in both a soliton and a large-scale barrier. We first assume that the hydrodynamic mean flow  $(\bar{\rho}, \bar{u})$  that develops from the initial data varies on a much longer length scale  $L \gg l$ . In this regime, the third order dispersive term in (2) is negligible, resulting in the long-wave, dispersionless, quasilinear equations

$$\bar{r}_t + \frac{1}{2}(3\bar{r} + \bar{s})\bar{r}_x = 0, \quad \bar{s}_t + \frac{1}{2}(\bar{r} + 3\bar{s})\bar{s}_x = 0, \quad (4)$$

written in Riemann invariant form where  $\bar{r} = \bar{u}/2 - \sqrt{\bar{\rho}}$ ,  $\bar{s} = \bar{u}/2 + \sqrt{\bar{\rho}}$ . In fact, eqs. (4) are the shallow water equations in one dimension and RWs are determined exclusively by the constancy of  $\bar{r}$  or  $\bar{s}$  [32]. Remarkably, the same constant Riemann invariants determine the loci of simple wave DSWs [21], in contrast to viscous shock waves of classical fluid dynamics, whose loci are determined by the Rankine-Hugoniot conditions [32].

We first consider the problem of a dark soliton (3) incident upon the barrier evolving from the step initial data  $\rho(x, 0) = \bar{\rho}(x, 0)$ ,  $u(x, 0) = \bar{u}(x, 0)$ , where

$$\bar{\rho}(x, 0) = \begin{cases} \bar{\rho}_- & x < 0 \\ \bar{\rho}_+ & x > 0 \end{cases}, \quad \bar{u}(x, 0) = \begin{cases} \bar{u}_- & x < 0 \\ \bar{u}_+ & x > 0 \end{cases}, \quad (5)$$

though our theory can be generalized to soliton tunneling through arbitrary hydrodynamic barriers. The step initial

conditions (5) generally evolve into a combination of two waves: RWs and/or DSWs [33], [21] each characterised by a simple-wave locus of the zero-dispersion limit system (5).

Thus to study of the hydrodynamic soliton tunneling we shall be imposing a simple-wave constraint on the initial NLS data (5) (i.e. we shall be assuming that either  $\bar{r}(x, 0)$  or  $\bar{s}(x, 0)$  found from (5) has zero jump across  $x = 0$ ) so that it will evolve into a single expanding hydrodynamic wave: either RW or DSW. Due to the bi-directional nature of the NLS equation, there are four distinct configurations, defined by the directions of jumps (up or down) of the Riemann invariants  $\bar{r}$  or  $\bar{s}$  across  $x = 0$ . These configurations define four basic cases of hydrodynamic soliton tunneling considered here and shown in Fig. 1.

To describe how the mean flow couples to the soliton amplitude during the interaction, we utilize Whitham modulation theory [25]. The general framework for Whitham modulation theory assumes slow modulation of the parameters of a periodic wave, leading to a system of hyperbolic PDE that describe the evolution of the wave parameters. For the NLS equation, the modulation equations are a system of 4 equations in diagonal form [21, 34–36]

$$\frac{\partial r_i}{\partial t} + V_i(\mathbf{r}) \frac{\partial r_i}{\partial x} = 0, \quad i = 1, \dots, 4. \quad (6)$$

The Riemann invariants,  $r_i$ , satisfy  $r_4 \geq r_3 \geq r_2 \geq r_1$  and vary on a much larger spatiotemporal scale than the soliton (3). The characteristic velocities are computed via

$$V_i(\mathbf{r}) = \left(1 - \frac{L}{\partial_i L} \partial_i\right) U, \quad (7)$$

where  $\partial_i = \frac{\partial}{\partial r_i}$ , and

$$L = \frac{2K(m)}{\sqrt{(r_4 - r_2)(r_3 - r_1)}}, \quad U = \frac{1}{2} \sum_{j=1}^4 r_j, \quad (8)$$

are the wavelength and the phase velocity respectively. Here  $K(m)$  is the complete elliptic integral of the first kind and  $m = [(r_2 - r_1)(r_4 - r_3)]/[(r_4 - r_2)(r_3 - r_1)]$ . The wave amplitude is  $a = (r_2 - r_1)(r_4 - r_3)$ . By setting all but one Riemann invariant constant, we obtain an equation for a simple wave of modulations, which we call a  $j$ -wave, where  $j$  is the index of non-constant, varying Riemann invariant.

System (7) is consistent with the wave conservation law

$$k_t + (kU)_x = 0, \quad k = 2\pi/L. \quad (9)$$

The soliton-mean field interaction is described by the soliton limit of the NLS-Whitham eqs. (6) which can be achieved in one of two ways: (i)  $r_2 = r_3$  or (ii)  $r_2 = r_1$

(see e.g. [21]), which correspond to two signs in Eq. (3) and reflects the bi-directional nature of the problem.

By analyzing the expressions (7) for the characteristic velocities in the soliton limits  $r_2 = r_3$  and  $r_2 = r_1$  it is not difficult to establish that in both cases the limiting system modulation system consists of shallow water equations Eqs. (4) where  $\bar{s} = r_4$ ,  $\bar{r} = r_1$  and the equation for the merged Riemann invariant  $r_3$ ,

$$r_{3,t} + \frac{1}{2}(\bar{r} + 2r_3 + \bar{s})r_{3,x} = 0, \quad (10)$$

with

$$r_3 = \bar{u}/2 \pm \sqrt{\bar{\rho} - a}, \quad (11)$$

where the two signs are due to bi-directionality.

Thus, effectively, equation (10) is the equation for the soliton amplitude  $a(x, t)$ . Crucially for our consideration, the soliton amplitude here is a spatiotemporal *field*, satisfying a PDE, while in standard soliton perturbation theories [37] the soliton amplitude has only a temporal dependence that satisfies an ODE along the soliton trajectory. The description of a single soliton with the amplitude field can be interpreted as the introduction of a fictitious train of non-interacting solitons of the same amplitude and some wavenumber  $0 < k \ll 1$  which necessarily satisfies the wave conservation equation (9) with  $U = \frac{1}{2}(\bar{r} + 2r_3 + \bar{s}) = c_s$ , the soliton amplitude-speed relation. Using the limiting system (4), (10), the wave conservation (9) can be written in Riemann invariant form

$$(kp)_t + c_s (kp)_x = 0, \quad (12)$$

$$p = \exp \left( - \int_{\bar{s}_0}^{\bar{s}} \frac{dc_s}{\frac{1}{2}(\bar{r} + 3\bar{s}) - c_s} d\bar{s} \right).$$

Thus, the initial conditions (5) for the hydrodynamic barrier should be complemented by similar conditions for the soliton amplitude field and the (small) wavenumber,

$$a(x, 0) = \begin{cases} a_- & x < 0 \\ a_+ & x > 0 \end{cases}, \quad k(x, 0) = \begin{cases} k_- & x < 0 \\ k_+ & x > 0 \end{cases}, \quad (13)$$

where only the incident amplitude  $a_+$  is given at the onset.

The hydrodynamic soliton tunneling problem then consists in finding (i) the transmitted soliton amplitude  $a_-$ ; (ii) the stretching (contraction) coefficient  $k_+/k_-$  for the soliton train that determines the soliton phase shift due to tunneling.

Concluding this section, we note that the long wave limit of the Whitham equations demonstrate that while the soliton amplitude is coupled to the evolving mean flow, the mean flow itself evolves *independently* of additional localized nonlinear waves.

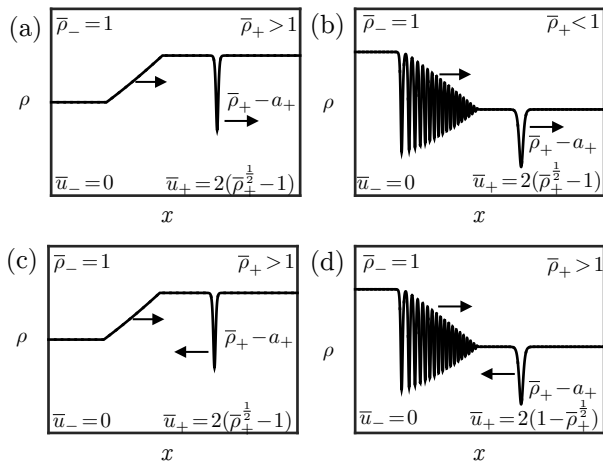


FIG. 1: Hydrodynamic soliton tunneling configurations. a) RW overtaking soliton b) DSW overtaking soliton c) RW soliton collision d) DSW soliton collision.

### III. HYDRODYNAMIC SOLITON TUNNELING

We shall consider the basic tunneling configurations depicted in Fig. 1 and defined by constancy of one of the hydrodynamic Riemann invariants  $\bar{r}, \bar{s}$  in the initial step data (4). Without loss of generality one can choose  $(\bar{\rho}_-, \bar{u}_-) = (1, 0)$ —the remaining configurations can be deduced from scaling, Galilean shifts, and reflection symmetries associated with Eq. (2).

We first note that, given the step initial conditions, the hydrodynamic system (4) is valid only if the resulting wave is a RW. This implies that the reduced single-phase modulation system (4), (9), (12) describes only the soliton-RW interactions (cases (a) and (c) in Fig. 1). Indeed, the soliton DSW interaction is more complicated and generally requires consideration of two-phase NLS modulation equations. Remarkably, however, as we shall show, the soliton-DSW tunneling conditions for cases (b) and (d) can be found from the soliton-RW tunneling conditions via *hydrodynamic reciprocity*.

Let us assume that  $\bar{r}(x, 0)$  has zero jump across  $x = 0$  and the jump in  $\bar{s}(x, 0)$  resolves into a RW (the opposite case when  $\bar{s}(x, 0)$  is constant and  $\bar{r}(x, 0)$  has a jump can be dealt with in a similar fashion). Modulation equations (4), (10), (12) with the step initial conditions for  $\bar{s}$ ,  $r_3$  and  $kp$  found from (5), (13) imply simple wave solution in which  $\bar{r} = r_1$  and  $r_3$  are held constant for all  $(x, t)$  but  $\bar{s} = r_4$  is varying in a self-similar way,  $\bar{s} = \bar{s}(x/t)$ . These 4-wave modulation solutions describe hydrodynamic tunneling configurations (a) and (c) in Fig. 1.

The tunneling problem now essentially reduces to finding the constant values of  $r_3$  and  $kp$  given the constant value of  $\bar{r} = \bar{u}_+/2 - \sqrt{\bar{\rho}_+} = \bar{u}_-/2 - \sqrt{\bar{\rho}_-} = -1$ . The solution for  $\bar{s}(x/t)$  will then define the soliton trajectory through a hydrodynamic RW barrier.

The requirement of constancy of  $r_3$  defined by Eq. (11) yields a simple algebraic expression for the transmitted soliton amplitude through an RW

$$a_- = a_+ - 2(\sqrt{\bar{\rho}_+} \pm \sqrt{\bar{\rho}_+ - a_+})(\sqrt{\bar{\rho}_+} - 1). \quad (14)$$

Importantly, tunneling through the hydrodynamic barrier implies  $0 < a_- \leq 1$ . The  $\pm$  in Eq. (14) corresponds to the two branches of  $r_3$  with “+” associated with an overtaking case depicted in Figures 1(a) and “−” referred to as a collision depicted in Fig. 1(c). The transmitted, or tunneled, soliton amplitude-speed relation is given immediately

$$\begin{aligned} c_{s,-} &= \pm \sqrt{1 - a_-} \\ &= \frac{1}{2} (\bar{r} + r_3 + \bar{s}_-), \end{aligned} \quad (15)$$

with  $a_-$  given by equation (14). The expression of the speed  $c_{s,-}$  in terms of Riemann invariants is convenient due to a possible flip in the sign of the velocity under some initial configurations—a feature accounted for in the latter representation. We shall also explore implications of constancy of  $kp$ .

The formulae (14) and (15) in spite of their simplicity have a number of remarkable implications predicting new physical phenomena including, along with soliton tunneling, soliton trapping, spontaneous emergence of a cavitation point and a soliton trajectory reversal. Furthermore, the obtained conditions incorporate a fundamental notion of hydrodynamic reciprocity established for uni-directional systems of the Korteweg – de Vries (KdV) type in [29] and stating that the tunneling criteria *are identical for both the RW and DSW*. To extend the result of [29] to the hydrodynamic optical tunneling described by the defocusing NLS equation we consider a general case where the left background state is  $(\rho_-, u_-)$  (not necessarily  $(1, 0)$ ) and take either  $\bar{r}(x, 0)$  or  $\bar{s}$  constant. This generalization will require consideration of both branches of  $r_3$  in (11) and in the tunneling condition (1). We first consider the soliton-DSW interaction case where the soliton is initially located to the left of the DSW and the transition across the DSW satisfies a 1-wave modulation curve in which  $\bar{s} = r_4 = \text{const}$  so that (see [33], [21])

$$u_- - u_+ = -2(\sqrt{\bar{\rho}_-} - \sqrt{\bar{\rho}_+}). \quad (16)$$

The constancy of  $r_3$  along either branch gives the soliton amplitude on the right background flow  $(\rho_+, u_+)$  gives the tunneled soliton amplitude, a 1-wave counterpart of Eq. (1)

$$a_+ = a_- - 2(\sqrt{\bar{\rho}_-} \pm \sqrt{\bar{\rho}_- - a_-})(\sqrt{\bar{\rho}_-} - \sqrt{\bar{\rho}_+}) \quad (17)$$

where the  $\pm$  corresponds the same branch of  $r_3$  that is used. For the 4-wave soliton-RW tunneling case considered before, the soliton starts on the right mean flow  $(\bar{\rho}_+, \bar{u}_+)$  the relation between the leftmost and rightmost mean flows is

$$u_- - u_+ = 2(\sqrt{\bar{\rho}_-} - \sqrt{\bar{\rho}_+}) \quad (18)$$

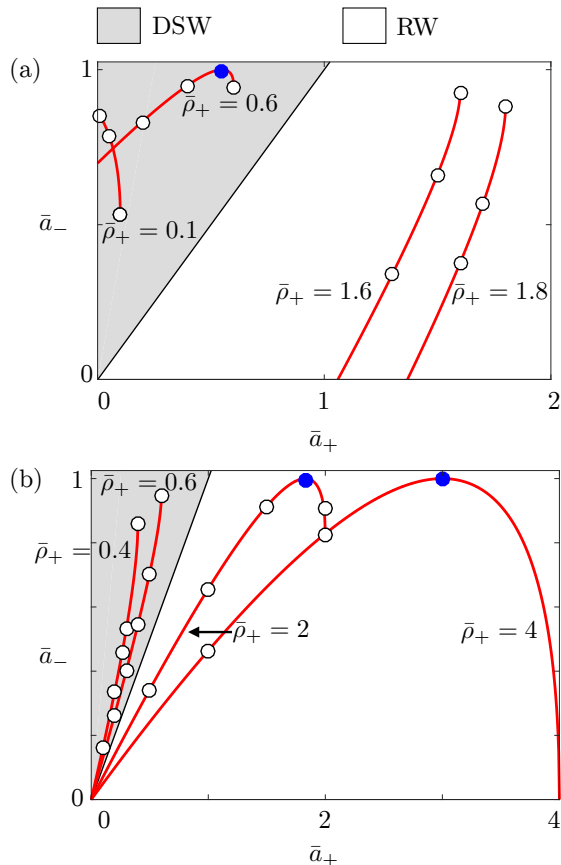


FIG. 2: Comparisons of direct numerical simulations of Eq. (1) with smoothed-step initial data and a soliton of amplitude  $a_+$ . (a) comparison of overtaking cases and (b) comparisons of amplitude predictions (solid lines) with simulations (dots); filled dots correspond to emergence of a black soliton. The grey regions correspond to soliton-DSW tunneling and white regions correspond to soliton-RW tunneling.

Following the same procedure, we can obtain an expression for the soliton amplitude on the left background

$$a_- = a_+ - 2(\sqrt{\bar{\rho}_+} \pm \sqrt{\bar{\rho}_+ - a_+})(\sqrt{\bar{\rho}_+} - \sqrt{\bar{\rho}_-}) \quad (19)$$

– a generalization of the 4-wave tunneling condition (14), where the  $\pm$  again corresponds exactly to the branch of  $r_3$  held constant which corresponds to a relative right-moving or left-moving soliton respectively. Notice that if we take either result and take  $\bar{\rho}_- \leftrightarrow \bar{\rho}_+$  and  $a_- \leftrightarrow a_+$  we have the same result. This is the same type of reciprocity condition as in the KdV case [29]. To simplify the number of cases, one can only consider exclusively 4-wave calculations for the soliton-RW tunneling as is done in the manuscript.

In what follows we compare the predictions of the modulation theory of hydrodynamic optical soliton tunneling with numerical simulations of Eq. (1) for initial data comprising of a smoothed step Eq. (5) and a soliton.

We note that, in contrast to classical optical tunnel-

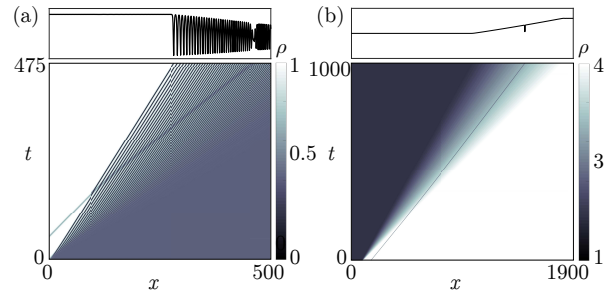


FIG. 3: Examples of trapped solitons. (a) soliton of amplitude  $a_- = 0.25$  sent into a 2-DSW with  $\bar{\rho}_+ = 0.5$  (b) soliton of amplitude  $a_+ = 1$  overtaken by RW with  $\rho_+ = 4$ .

ing in which the localized pulse can be reflected by a barrier with sufficient energy, this is not possible in the context of hydrodynamic optical tunneling. When the tunneling criterion (14) is not satisfied for  $a_- > 0$ , the soliton will become trapped within the spatially extended hydrodynamic states. The trapping then results in the soliton acting as a nonlinear modulation “riding” along the structure at a fixed location. Examples of a soliton trapped in a hydrodynamic barrier are shown in Fig. 3 where the soliton was unable to pass through the barrier for large times. We note that, in the case of soliton trapping within a DSW, it can be viewed as a “defect” in the locally periodic DSW structure, analogous to the soliton defects of KdV cnoidal waves considered in [38].

The simplest tunneling configuration is that of a solitary wave though a RW because the evolution of the macroscopic structure of the RW can be determined by standard methods applied to Eq. (4), the methodology will be shown to apply to the more complicated soliton-DSW interactions shortly. The RW evolution, in terms of the Riemann invariants is

$$\bar{s}_{\text{RW}}(x, t) = \begin{cases} \bar{s}_- & x < V_- t \\ V_-^{-1}(x/t; \bar{r}) & V_- t \leq x \leq V_+ t, \\ \bar{s}_+ & V_+ t < x \end{cases} \quad (20)$$

where  $V(\bar{s}, \bar{r}) = \frac{1}{2}(3\bar{s} + \bar{r})$ ;  $V_{\pm} = V(\bar{s}_{\pm}, \bar{r})$  are the edge speeds of the centered RW [32]. We note that small amplitude linear oscillations may be present at the edges of the RW in the full NLS dynamics due to dispersive regularisation but these oscillations have negligible influence on the asymptotic RW behavior (see e.g. [] for the analogous RW structure in the KdV case). Since the evolution of the RW and the mean flow-soliton amplitude coupling are known from Eq. (10), the trajectory of the soliton center  $x_s$  satisfies the initial value problem

$$\frac{dx_s}{dt} = c_s(\bar{r}, \bar{s}, r_3), \quad x_s(0) = x_+. \quad (21)$$

where  $x_+$  is the location of the solitary wave at  $t = 0$  and the location of the Riemann step is taken to be  $t = 0$ ;  $c_s$  is the soliton amplitude-speed relation defined below eq. (3), written in Riemann invariant form

$c_s = \frac{1}{2}(\bar{r} + 2r_3 + \bar{s})$ . A direct integration of (21) results in the location of the solitary wave tunneling through a rarefaction wave

$$x_s(t) = \begin{cases} x_+ + \frac{1}{2}(\bar{r} + 2r_3 + \bar{s}_+)t & x \leq t_1 \\ \frac{(\bar{r}+r_3)t+3(\bar{s}_+-r_3)t_1^{2/3}t^{1/3}}{2} & t_1 < x < t_2, \\ x_- + \frac{1}{2}(\bar{r} + 2r_3 + \bar{s}_-)t & x \geq t_2 \end{cases} \quad (22)$$

where

$$\begin{aligned} t_1 &= x_+ / (\bar{s}_+ - r_3), \\ t_2 &= (\bar{s}_+ - r_3)^{3/2} (\bar{s}_- - r_3)^{-3/2} t_1 \\ x_- &= (\bar{s}_+ - r_3)^{1/2} (\bar{s}_- - r_3)^{-1/2} x_+. \end{aligned}$$

The effective phase shift of the soliton center through a RW is then given by

$$x_+ - x_- = \left(1 - \sqrt{\frac{\bar{s}_+ - r_3}{\bar{s}_- - r_3}}\right) x_+. \quad (23)$$

A potentially more instructive way to determine this phase shift resulting from the interaction is by analyzing the extra modulation equation (12) describing the evolution of the wavenumber  $k \ll 1$  in a train of well separated, non-interacting solitons with the given amplitude field  $a(x, t)$  which is found from the limiting modulation system Eqs. (4) and (10). The soliton phase shift now follows from the requirement of constancy of the Riemann invariant  $pk$  of Eq. (12) across the initial step (5), (13). Indeed, equating the values of  $pk$  at both sides of the initial step we find the ratio  $k_+/k_- = x_-/x_+$  which determines the stretching (contraction) of the soliton wavetrain at leading order [29],

$$\frac{k_+}{k_-} = \exp \int_{\bar{s}_-}^{\bar{s}_+} \frac{\frac{dc_s}{d\bar{s}}}{\frac{1}{2}(\bar{r} + 3\bar{s}) - c_s} d\bar{s}, \quad (24)$$

where the first term in the denominator is the characteristic speed associated with  $\bar{s}$ . A direct integration of Eq. (24) one find the soliton phase shift  $x_- = (\bar{s}_+ - r_3)^{1/2} (\bar{s}_- - r_3)^{-1/2} x_+$  so that this simpler approach gives identical results to that given by Eq. (23).

We can now invoke the notion of hydrodynamic reciprocity—the surprising fact that the interaction of the soliton with a RW is the same as that with a DSW at the macroscopic level. Since the modulation solution is continuous and the RW and the DSW result from the same initial data with  $t > 0$  and  $x < 0$  respectively, we obtain the phase shift of the soliton-DSW interaction. The macroscopic properties of the DSW—leading harmonic edge speed and trailing soliton edge speed are determined by an analysis of the single phase Whitham equations in place of the direct integration that was possible in the RW case. The distinguished edge speeds of

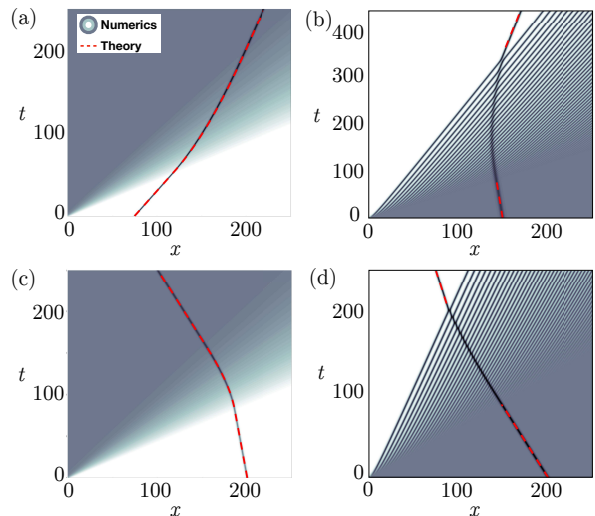


FIG. 4: Tracking a soliton through a RW and DSW via equations (22) and (26). (a)  $\bar{p}_+ = 2$ ,  $a_+ = 2$  and the sign of  $r_3$  is “+”, (b)  $\bar{p}_+ = 0.5$ ,  $a_+ = 0.4$  and the sign of  $r_3$  is “+”, (c)  $\bar{p}_+ = 2$ ,  $a_+ = 1$  and the sign of  $r_3$  is “+”, (d)  $\bar{p}_+ = 0.5$ ,  $a_+ = 0.5$  and the sign of  $r_3$  is “-”. Predictions from Eqs. (22) and (26) are the red dashed curves.

the DSW are given by [21]

$$\begin{aligned} V_{-,DSW} &= 2\sqrt{\bar{\rho}_+} - 1, \\ V_{+,DSW} &= \bar{u}_+ \frac{\bar{\rho}_+ - 8\sqrt{\bar{\rho}_+} + 8}{2 - \sqrt{\bar{\rho}_+}}. \end{aligned} \quad (25)$$

Incorporating the soliton phase shift Eq. (23) via reciprocity of the DSW and the RW results in the calculation of the soliton trajectory before and after interaction by

$$x_{s,DSW} = \begin{cases} x_+ + \frac{1}{2}(\bar{r} + 2r_3 + \bar{s}_+)t & x \leq t_1 \\ x_- + \frac{1}{2}(\bar{r} + 2r_3 + \bar{s}_-)t & x \geq t_2. \end{cases} \quad (26)$$

where  $t_1, t_2$  are determined by equating the soliton trajectory with the appropriate DSW edge velocities from Eq. (25). Comparisons with numerical simulations of soliton-DSW interactions are shown in Figs. 4(b) and 4(d).

The transition to a different mean flow across the hydrodynamic barrier not only results in a controllable soliton trajectory but also the generation of transmitted solitons of specified amplitudes. For specific initial configurations of the tunneling problem, we predict and numerically observe the spontaneous onset of a black soliton—exhibiting a cavitation or null in the density at the soliton minimum. Black soliton solutions are characterized in the normalization considered here by an amplitude  $a_- = 1$  with an associated  $\pi$  phase jump across the soliton minimum. In the reference frame chosen, the soliton velocity on the left flow is given by  $c_{s,-} = 0$ . The phenomenon of so-called self cavitation of dispersive shock waves was theoretically predicted in [33] and both a zero density point and the associated  $\pi$  phase jump was observed experimentally for the dam

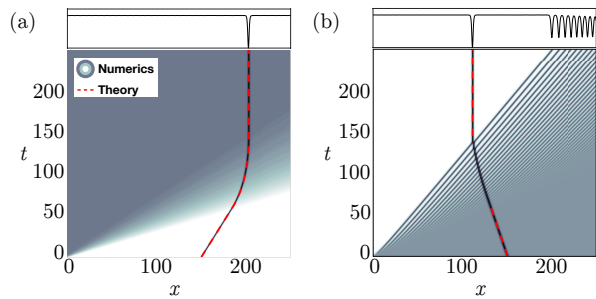


FIG. 5: Examples of the emergence of a black soliton after tunneling in the characteristic plane. The initial configurations are (a) collision RW case with  $\bar{\rho}_+ = 2$ , (b) overtaking DSW case with  $\bar{\rho}_+ = 0.6$ . Initial soliton amplitudes are chosen so that  $a_- = 1$  in (14). Soliton trajectories are compared against theoretical predictions Eq. (26). The snapshots of the intensity  $\rho$  at  $t = 225$  are shown above the contour plots.

break problem of spin waves in defocusing magnetic material [39]. Zero density points were also observed in an optical “photon fluid” [20]. The interaction of a dark soliton with a mean flow then gives a fundamentally new mechanism for generating these cavitation points in the flow.

#### IV. CONCLUSION

In this work, we have introduced a new notion of hydrodynamic optical tunneling where a localized, depression wave or dark soliton is incident on a spatio-temporal hydrodynamic barrier using the universal defocusing nonlinear Schrödinger equation as a model equation. Under the assumptions of Whitham theory [25], the evolution of the inhomogeneous mean flow is decoupled from the soliton so that, at the leading order macroscopic level,

the flow is wholly unaltered by the presence of the local pulse. The approach considered here utilized a simple wave assumption whereby a self-similar solution is sought for a system of quasilinear partial differential equations whose characteristics determine both the mean flow and soliton trajectory. The simple wave assumption results in an initial step in the flow that evolves into a sole DSW or RW but the approach generalizes to any initial state that limits to different constants as  $x \rightarrow \pm\infty$  and only relies on the constancy of the Riemann invariant  $r_3$ .

The main result of this work is encompassed in the tunneling criterion given by Eqs. (14), (15) that determines the transmitted soliton amplitude and speed. The known soliton speed and amplitude following interaction provides a mechanism for control of the soliton trajectory via interaction with a spatially extended mean flow.

The notion of hydrodynamic reciprocity identified earlier in [29] for the KdV type systems and generalized here to the NLS case allows one to investigate a complex soliton-DSW interaction by studying the more simple case of soliton-RW interaction. Reciprocity implies that although the tunneling of a soliton through a DSW involves complicated interaction with rapid nonlinear oscillations –they are unimportant for determining the resulting amplitude, velocity and shift of the solitary wave resulting from the interaction. The methodology presented here to track the trajectory of the soliton only requires knowing the far field boundary conditions and hence this approach can be extended to more general initial configurations.

#### Acknowledgments

This work was partially supported by NSF CAREER DMS-1255422 (M.A.H.) and EPSRC grant EP/R00515X/1 (G.A.E.).

- 
- [1] L. Landau and E. Lifshitz, *Quantum mechanics* (Pergamon Press, 1965).
  - [2] A. C. Newell, *J. Math. Phys.* **19**, 1126 (1978).
  - [3] V. N. Serkin, V. A. Vysloukh, and J. R. Taylor, *Electron. Lett.* **29**, 12 (1993), ISSN 0013-5194.
  - [4] D. Anderson, M. Lisak, B. Malomed, and M. Quiroga-Teixeiro, *JOSA B* **11**, 2380 (1994), URL <https://www.osapublishing.org/abstract.cfm?uri=josab-11-12-2380>.
  - [5] W.-P. Zhong and M. R. Beli, *Phys. Rev. E* **81**, 056604 (2010).
  - [6] J. Wang, L. Li, and S. Jia, *J. Opt. Soc. Am. B, JOSAB* **25**, 1254 (2008), ISSN 1520-8540, URL <https://www.osapublishing.org/abstract.cfm?uri=josab-25-8-1254>.
  - [7] R. Yang and X. Wu, *Opt. Express, OE* **16**, 17759 (2008), ISSN 1094-4087.
  - [8] G. Assanto, A. A. Minzoni, M. Peccianti, and N. F. Smyth, *Physical Review A* **79** (2009), ISSN 1050-2947, 1094-1622, URL <http://link.aps.org/doi/10.1103/PhysRevA.79.033837>.
  - [9] M. Peccianti, A. Dyadyusha, M. Kaczmarek, and G. Assanto, *Phys. Rev. Lett.* **101**, 153902 (2008), URL <http://link.aps.org/doi/10.1103/PhysRevLett.101.153902>.
  - [10] M. I. Rodas-Verde, H. Michinel, and V. M. Perez-Garcia, *Physical Review Letters* **95** (2005), ISSN 0031-9007, 1079-7114, URL <http://link.aps.org/doi/10.1103/PhysRevLett.95.153903>.
  - [11] S. Loomba, H. Kaur, R. Gupta, C. N. Kumar, and T. S. Raju, *Phys. Rev. E* **89**, 052915 (2014).
  - [12] Y. Linzon, R. Morandotti, M. Volatier, V. Aimez, R. Ares, and S. Bar-Ad, *Physical Review Letters* **99** (2007), ISSN 0031-9007, 1079-7114, URL <http://link.aps.org/doi/10.1103/PhysRevLett.99.052915>.

- aps.org/doi/10.1103/PhysRevLett.99.133901.
- [13] A. Barak, O. Peleg, C. Stucchio, A. Soffer, and M. Segev, *Phys. Rev. Lett.* **100**, 153901 (2008).
- [14] T. Mareste, F. Braud, M. Conforti, S. Wabnitz, A. Mussot, and A. Kudlinski, *Opt. Lett.* **42**, 2350 (2017), ISSN 0146-9592, 1539-4794.
- [15] V. Zakharov and L. Ostrovsky, *Physica D* **238**, 540 (2009).
- [16] I. Carusotto and C. Ciuti, *Reviews of Modern Physics* **85**, 299 (2013).
- [17] M. Brambilla, L. A. Lugiato, V. Penna, F. Prati, C. Tamm, and C. O. Weiss, *Phys. Rev. A* **43**, 5114 (1991).
- [18] W. Wan, S. Jia, and J. W. Fleischer, *Nat Phys* **3**, 46 (2007).
- [19] J. Garnier, G. Xu, S. Trillo, and A. Picozzi, *Phys. Rev. Lett.* **111**, 113902 (2013).
- [20] G. Xu, M. Conforti, A. Kudlinski, A. Mussot, and S. Trillo, arXiv preprint arXiv:1703.09019 (2017).
- [21] G. A. El and M. A. Hoefer, *Physica D: Nonlinear Phenomena* **333**, 11 (2016), URL <http://www.sciencedirect.com/science/article/pii/S0167278916301580>.
- [22] C. Conti, A. Fratalocchi, M. Peccianti, G. Ruocco, and S. Trillo, *Phys. Rev. Lett.* **102**, 083902 (2009).
- [23] B. Wetzels, D. Bongiovanni, M. Kues, Y. Hu, Z. Chen, S. Trillo, J. M. Dudley, S. Wabnitz, and R. Morandotti, *Phys. Rev. Lett.* **117** (2016).
- [24] G. Biondini, G. El, M. Hoefer, and P. Miller, *Physica D* **333**, 1 (2016).
- [25] G. B. Whitham, *Linear and nonlinear waves* (Wiley, New York, 1974).
- [26] N. J. Zabusky and M. D. Kruskal, *Phys. Rev. Lett.* **15**, 240 (1965).
- [27] M. J. Ablowitz and Y. Kodama, *Stud. Appl. Math.* **66**, 159 (1982).
- [28] R. W. Boyd, *Nonlinear Optics* (Academic Press, 2013).
- [29] M. D. Maiden, D. V. Anderson, N. A. Franco, G. A. El, and M. A. Hoefer, arXiv preprint arXiv:1711.01717 (2017).
- [30] M. A. Hoefer, *J. Nonlinear Sci.* **24**, 525 (2014).
- [31] L. P. Pitaevskii and S. Stringari, *Bose-Einstein condensation* (Clarendon, 2003).
- [32] R. J. LeVeque, *Finite volume methods for hyperbolic problems* (Cambridge University Press, 2002).
- [33] G. A. El, V. V. Geogjaev, A. V. Gurevich, and A. L. Krylov, *Physica D* **87**, 186 (1995).
- [34] M. V. Pavlov, *Russian Mathematical Surveys* **49**, 241 (1994).
- [35] M. G. Forest and J. Lee, in *Oscillation Theory, Computation, and Methods of Compensated Compactness*, edited by C. D. e. al (Springer, 1986), vol. 2, pp. 35–69.
- [36] A. M. Kamchatnov, *Nonlinear periodic waves and their modulations: an introductory course* (World Scientific, 2000).
- [37] Y. S. Kivshar and B. A. Malomed, *Reviews of Modern Physics* **61**, 763 (1989).
- [38] E. Kuznetsov and A. Mikhailov, *Soviet Journal of Experimental and Theoretical Physics* **40**, 855 (1975).
- [39] P. P. Janantha, P. Sprenger, M. A. Hoefer, and M. Wu, *Physical Review Letters* **119**, 024101 (2017).