

Generalized classes of continuous symmetries in two-mode Dicke models

Ryan I. Moodie, Kyle E. Ballantine, and Jonathan Keeling

SUPA, School of Physics and Astronomy, University of St Andrews, St Andrews, KY16 9SS, United Kingdom

As recently realized experimentally [Léonard et al., *Nature* **543**, 87 (2017)], one can engineer models with continuous symmetries by coupling two cavity modes to trapped atoms, via a Raman pumping geometry. Considering specifically cases where internal states of the atoms couple to the cavity, we show an extended range of parameters for which continuous symmetry breaking can occur, and we classify the distinct steady states and time-dependent states that arise for different points in this extended parameter regime.

I. INTRODUCTION

When many atoms are coupled strongly to light, there can be a phase transition to a superradiant state [1–3] in which there is a macroscopic occupation of photon modes. As applied to ground-state phase transitions, there are issues regarding the “no-go theorem” [4] which shows that strong matter-light coupling renormalizes the photon frequency so as to prevent a transition to a superradiant phase. Subsequent work continues to debate whether this can be overcome for various physical scenarios [5–10]. What is known to be possible to engineer is “synthetic” cavity QED, by using a Raman scheme to couple two low-lying levels of an atom to a cavity [11]. This can both overcome the fundamental limits from the no-go theorem and overcome the practical limits on what bare matter-light coupling strengths can be achieved in cavity QED. In such a scheme, the matter-light coupling strength can be tuned by the pump strength. The effective cavity frequency is the detuning between the bare-cavity mode and the pump, so is also tunable. This enables experiments to directly map out the phase boundary between the normal and superradiant phases. Experiments have demonstrated this both when the low-lying atomic states are atomic motional states [12] and when the low-lying states are different hyperfine states [13]. This observation has prompted many experimental [14–19] and theoretical investigations [20–41], some of which have been reviewed in [42]. One particularly interesting direction being explored is the extension from single mode cavities to multimode geometries [43–53], allowing for short range interactions and non-mean-field effects.

In principle, particularly for synthetic QED arising from coupling between internal atomic states, it is possible to separately tune the “co-rotating” and “counter-rotating” parts of the matter-light coupling, i.e. those terms which conserve excitation number and those which change the number of excitations by two. This would allow tuning between a model with continuous $U(1)$ symmetry (when excitation number is conserved), and discrete \mathbb{Z}_2 symmetry when only the odd/even parity of excitation number is conserved. However, for a real cavity there is photon loss and so a non-number-conserving term is a requirement in order to balance the losses. Naively this would doom such experiments to study only discrete symmetry breaking. However, pioneering theoretic

cal work has identified how continuous symmetries could be engineered for a model involving two cavity modes, with different modes coupling to different quadratures of an atomic spin-like degree of freedom [54, 55]. Moreover, a recent experiment by Léonard *et al.* [56] demonstrated such continuous symmetry breaking when using two crossed optical cavities, coupling to different atomic momentum states.

Since this experimental realization there has been a flurry of interest in two-mode optical cavity models. Experiments have studied the Goldstone and Higgs modes associated with the continuous symmetry breaking [57]. Theoretical work has explored the emergent nature of this symmetry [58], the possibility of a state with vestigial order in which the cavity modes are phase-locked although neither are superradiant [59], and the breaking of this symmetry at finite temperature or with the inclusion of inter-cavity scattering [60].

As noted above for the single-mode case, the low lying atomic states involved in the effective Hamiltonian may be internal states of the atoms, such as different hyperfine levels, or alternatively distinct momentum states of the Bose-Einstein condensate. In recent experimental work [56, 57] and related theory [58–60], the scenario considered involves different momentum states of the atoms and the two cavities rotated equal and opposite amounts from the plane orthogonal to the pump beam. This requires considering at least eight different recoil momenta for the atoms, so the problem is no longer simply equivalent to a spin 1/2. Many features, particularly the existence of vestigial order [59], are closely related to this momentum space realization.

In this paper, we consider a very general scenario of Raman transitions between internal atomic states coupled to a pair of cavity modes. We show there exists an extended class of such models which possess $U(1)$ symmetry, and for which the superradiance transition leads to Goldstone modes. This family includes the previously studied limit [54, 55] as an endpoint of our general class. We explore the evolution of the phase diagram within this space, cataloging the steady states and limit cycles which the system supports.

The crucial feature required to realize this extended class of models with continuous symmetry is the ability to separately control the co- and counter-rotating terms in the effective Hamiltonian. Previous work on

two-mode model [54–57] has been restricted to the case where the co- and counter-rotating couplings are of equal strength. This is natural for configurations where light couples to transitions between motional states of the atoms. However, for internal (e.g. hyperfine) states, the relative coupling of these processes can be tuned independently. With this flexibility, one endpoint of our class of symmetric models involves co-rotating coupling to one mode, and counter-rotating coupling to the other mode. This configuration exhibits a $U(1)$ symmetry which is associated with the relative phase of the two modes, rather than the relative amplitude. Furthermore, in this case, the existence of the continuous symmetry does not require fine-tuning the cavity frequencies to degeneracy, instead allowing continuous symmetry breaking over a finite range of cavity detunings.

The remainder of this paper is organized as follows. Sec. II presents first the most general model we can realize for internal degrees of freedom coupled to a pair of cavity modes. We then identify a large subclass of such models which possess a continuous symmetry, by considering in Sec. IIB the generators of these symmetries. Sec. IIC then provides the mean-field equations of motion for these models, which we discuss in the remainder of the paper. Secs. IIIA and IIIB show the phase diagrams of the extreme limits of our general class of symmetric models, showing how the distinct origin of the continuous symmetry in these limiting cases affects the phase diagram. Sec. IIIC then discusses the the general phase diagram interpolating between these special cases, with a particular focus on the structure of the part of the phase diagram which spontaneously breaks the continuous symmetry. Finally Sec. IV summarizes our results and outlines directions for future work.

II. MODEL

A. Hamiltonian and dissipation

The scenario we consider is illustrated in Fig. 1. Atoms are trapped in a cavity which supports two separate cavity modes, which may differ either in polarization, or in transverse structure, or alignment, or any other way. As in Dimer *et al.* [11], we consider the case where cavity photons mediate transitions between different internal (e.g. hyperfine) states of the atoms. We identify two low lying states with a spin degree of freedom. These states are then coupled by Raman transitions, via higher-energy states, due to cross terms between transverse pumping and the cavity modes. An atom can change spin by absorbing a pump photon and emitting into the cavity, or vice-versa, allowing both co- and counter-rotating terms. The relative strength of coupling of each transition to each cavity mode can also be adjusted by varying the overlap between the pump beam and the cavity mode, varying the strength of the pump beam, or adjusting the detuning to the virtual state. As is relevant for most

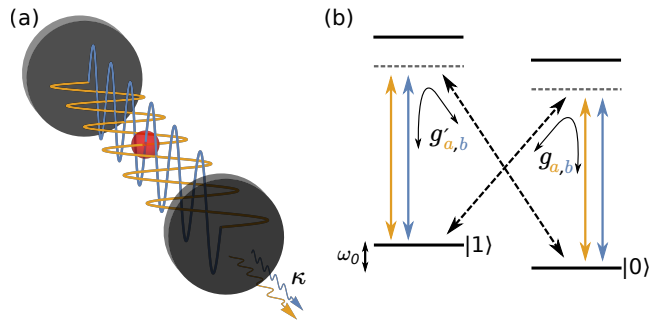


FIG. 1. (a) Atoms in a cavity interact with two independent modes. These could be realized through differing polarizations or different spatial profiles. (b) Level scheme showing effective coupling of two low-lying levels through Raman transitions. The strength of each transition can be controlled independently by varying the pump Rabi frequency and detunings, as well as the overlap of the pump beams with each mode.

experiments to date [12, 14–19], we consider the limit where the atom cloud is far smaller (typically a few microns) than the cavity mode beam waist (typically 20–30 μm). This regime leads to uniform coupling strengths to all atoms. (This is appropriate for single mode cavities, away from confocality. In a confocal cavity, higher order modes lead to smaller effective beam sizes [52, 53].) Without any further restrictions, this leads to the Hamiltonian:

$$\hat{H} = \omega_a \hat{a}^\dagger \hat{a} + \omega_b \hat{b}^\dagger \hat{b} + \sum_{i=1}^N \left\{ \omega_0 \hat{s}_i^z + \left(g_a \hat{a}^\dagger \hat{s}_i^- + g_b \hat{b}^\dagger \hat{s}_i^- + g'_a \hat{a}^\dagger \hat{s}_i^+ + g'_b \hat{b}^\dagger \hat{s}_i^+ + H.c. \right) \right\}. \quad (1)$$

Here ω_a (ω_b) are the detunings of cavity mode \hat{a} (\hat{b}) relative to the pump beam and ω_0 is the energy difference of the two low-lying spin states described by the spin operator \hat{s}_i^z for atom $i = 1 \dots N$. We allow each of the four coupling terms g_a, g_b, g'_a, g'_b to be potentially different, due to their different dependence on couplings to the cavity beams and detunings of virtual states (see Appendix A for details).

This Hamiltonian is a generalization of the two-mode model previously considered in Refs. [54, 55]. In that work the specific case of $g_a = g'_a, g'_b = -g_b$ was considered which leads to a matter-light coupling of the form:

$$g_a (\hat{a}^\dagger + \hat{a})(\hat{s}_i^+ + \hat{s}_i^-) - g_b (\hat{b}^\dagger - \hat{b})(\hat{s}_i^+ - \hat{s}_i^-),$$

with each cavity mode coupling to a separate quadrature of the spin. As discussed in Refs. [54, 55], this leads to a $U(1)$ symmetry when $g_a = g_b, \omega_a = \omega_b$ due to the possibility to rotate between spin quadratures and rotate between field components \hat{a}, \hat{b} . The Hamiltonian in Eq. (1) also has another point at which $U(1)$ symmetry of a different character emerges: if $g_b = g'_a = 0$ (or equivalently

if $g_a = g'_b = 0$). In this case the Hamiltonian is invariant under equal and opposite phase shifts of the two cavity modes.

Despite the different nature of two point of $U(1)$ symmetry mentioned above, we will show they can nonetheless be continuously connected. We therefore focus on a subset of the Hamiltonian in Eq. (1), for which $U(1)$ symmetry exists. This is given by:

$$\hat{H} = \omega_a \hat{a}^\dagger \hat{a} + \omega_b \hat{b}^\dagger \hat{b} + \sum_{i=1}^N \left\{ \omega_0 \hat{s}_i^z + g \left(\left[(\hat{a}^\dagger + i\gamma e^{i\psi} \hat{b}^\dagger) \hat{s}_i^- + (\hat{b}^\dagger + i\gamma e^{-i\psi} \hat{a}^\dagger) \hat{s}_i^+ \right] + H.c. \right) \right\} \quad (2)$$

Here the overall coupling strength is characterized by g , and γ gives the ratio of coupling between the two groups of terms. The phase factor ψ is not significant: a model with $\psi = 0$ can be related to the model with given ψ by the transformation $(\hat{a}, \hat{b}^\dagger, \hat{s}^-) \rightarrow e^{i\psi/2}(\hat{a}, \hat{b}^\dagger, \hat{s}^-)$. Such a phase shift affects only the two terms proportional to γ . We note also that since the coupling terms in Eq. (2) are all proportional to either g , or $i\gamma g$, the model for $\gamma > 1$, can be understood as being similar to that at $\gamma \rightarrow 1/\gamma$, with \hat{a} and \hat{b} interchanged, and with g increased by a factor of γ . We thus consider only real γ in the range $0 \leq \gamma \leq 1$.

We may note that the two special cases mentioned above correspond to the limits $\gamma = 0, 1$ with $\psi = -\pi$. Since ψ is not relevant, we will set $\psi = 0$ for the remainder of this paper. Because spin operators always appear with a sum over all atoms, we can write all parts of the Hamiltonian in terms of collective spin operators, $\hat{S} = \sum_{i=1}^N \hat{s}_i$. This fact, along with the absence of any direct dissipation of the spin operators, means the dynamics conserves the modulus of this spin vector \hat{S} .

In addition to the Hamiltonian, we must consider also the cavity loss terms. This is captured by the master equation

$$\dot{\hat{\rho}} = -i[\hat{H}, \hat{\rho}] + \frac{\kappa_a}{2} \mathcal{L}[\hat{a}] + \frac{\kappa_b}{2} \mathcal{L}[\hat{b}]$$

where the Lindblad superoperator \mathcal{L} is given by $\mathcal{L}[\hat{X}] = 2\hat{X}\hat{\rho}\hat{X}^\dagger - \hat{X}^\dagger\hat{X}\hat{\rho} - \hat{\rho}\hat{X}^\dagger\hat{X}$. For simplicity we assume equal loss for both cavities in the rest of the manuscript, so $\kappa_a = \kappa_b = \kappa$. The effects of other forms of loss or dissipation have been considered recently [37, 40], including effects of individual dephasing and dissipation on each two-level system. Those works found that the superradiant state survives the combination of decay and dephasing (although it can be suppressed by pure dephasing without loss). However, as such terms depend on the spontaneous emission from the adiabatically eliminated excited states, these individual decay processes can be made small by working at a pump frequency far from the atomic resonance [11–13]. An interesting question

for future work is to explore the effects of dephasing and dissipation on more exotic states, such as the limit cycle phases discussed below.

B. Symmetry generators

As noted above, the model we consider clearly displays $U(1)$ symmetry in the special cases $\gamma = 0, 1$. In order to show this symmetry exists more generally, we will first show how the obvious symmetric points can be formally defined in terms of the generator of the $U(1)$ symmetry. For a closed system, the existence of a conserved quantity \hat{G} demonstrates the existence of a family of conserved quantities; i.e. if $[\hat{H}, \hat{G}] = 0$ one may show the existence of the continuous family of symmetries $\hat{H} = \hat{U}_\varphi \hat{H} \hat{U}_\varphi^\dagger$ with $\hat{U}_\varphi = \exp(i\varphi \hat{G})$. For the open system to satisfy the same symmetry requires the Master equation be unchanged under the replacement $\hat{\rho} \rightarrow \hat{U}_\varphi^\dagger \hat{\rho} \hat{U}_\varphi$. This will be satisfied if we have both [61] $[\hat{H}, \hat{G}] = 0$ and also $\hat{U}_\varphi (\mathcal{L}[\hat{a}] + \mathcal{L}[\hat{b}]) \hat{U}_\varphi^\dagger = \mathcal{L}[\hat{a}] + \mathcal{L}[\hat{b}]$.

Let us now consider the generator \hat{G} corresponding to the symmetry in the special cases noted above. For $\gamma = 0$, we clearly require

$$\hat{G}_0 = \hat{a}^\dagger \hat{a} - \hat{b}^\dagger \hat{b} + \hat{S}^z. \quad (3)$$

One may readily see this operator commutes with the Hamiltonian for $\gamma = 0$. To see the effect on the dissipator, we first note that \hat{G}_0 generates a phase shift in the modes a and b . Any such phase shift leaves the Lindblad dissipators unchanged, as all terms involve equal numbers of operators \hat{a} and \hat{a}^\dagger .

To formally extract the effect of \hat{U}_φ on the field operators, it is convenient to note that if we define the vector of operators $\hat{\Lambda} = (\hat{a}, \hat{b})^T$ then for generators of the form $\hat{G} = \hat{\Lambda}^\dagger M \hat{\Lambda} + \text{spin operators}$, one may show that the transformed cavity operators obey $\hat{\Lambda}' \equiv \hat{U}_\varphi \hat{\Lambda} \hat{U}_\varphi^\dagger = \exp(i\varphi M) \hat{\Lambda}$. For the generator \hat{G}_0 given in Eq. (3), M is the z Pauli matrix and so:

$$e^{i\varphi \sigma^z} = \begin{pmatrix} e^{-i\varphi} & 0 \\ 0 & e^{i\varphi} \end{pmatrix}, \quad (4)$$

corresponding to phase shifts as discussed.

In the other special case, $\gamma = 1$ we find the generator should take the form

$$\hat{G}_1 = -i(\hat{a}^\dagger \hat{b} - \hat{b}^\dagger \hat{a}) + \hat{S}^z \quad (5)$$

Once again, one may check this generator commutes with the Hamiltonian. However, as was previously discussed in Refs. [54, 55], such a symmetry exists only when $\omega_a = \omega_b$. For the invariance of the dissipators we note that since the matrix M is now the y Pauli matrix we have:

$$e^{i\varphi \sigma^y} = \begin{pmatrix} \cos(\varphi) & \sin(\varphi) \\ -\sin(\varphi) & \cos(\varphi) \end{pmatrix}. \quad (6)$$

This is clearly a symmetry which mixes the relative amplitudes of mode a and b , rather than their phase. As a result, this transform gives: $\hat{U}_\varphi \mathcal{L}[\hat{a}] \hat{U}_\varphi^\dagger = \mathcal{L}[\cos(\varphi)\hat{a} + \sin(\varphi)\hat{b}^\dagger]$ and $\hat{U}_\varphi \mathcal{L}[\hat{b}] \hat{U}_\varphi^\dagger = \mathcal{L}[-\sin(\varphi)\hat{a} + \cos(\varphi)\hat{b}^\dagger]$. Thus, although these terms are not individually invariant, their sum is, as the cross terms cancel.

Having identified the symmetry generators for the extreme cases $\gamma = 0, 1$ it is now straightforward to identify the generator that demonstrates the existence of a $U(1)$ symmetry for Eq. (2) in general. This generator can be written as

$$\hat{G}_\gamma = \cos(2\chi) (\hat{a}^\dagger \hat{a} - \hat{b}^\dagger \hat{b}) - i \sin(2\chi) (\hat{a}^\dagger \hat{b} - \hat{b}^\dagger \hat{a}) + \hat{S}^z. \quad (7)$$

One may then show that $[\hat{H}, \hat{G}_\gamma] = 0$ if we choose $\tan(\chi) = \gamma$. Unless $\gamma = 0$, this zero commutator requires that we set $\omega_a = \omega_b$. We thus find two lines of symmetry: for $\gamma \neq 0$ a $U(1)$ symmetry exists along the line $\omega_a = \omega_b$, while for $\gamma = 0$ there is symmetry along the $\omega_a - \omega_b$ direction. The point $\gamma = 0, \omega_a = \omega_b$ is the intersection of these lines, however there is no extra symmetry at this point.

To verify this generalized generator is compatible with invariance of the dissipator we may note that here $M_\gamma = \cos(2\chi)\sigma^z + \sin(2\chi)\sigma^y$ and so we find

$$e^{i\varphi M_\gamma} = \begin{pmatrix} \cos(\varphi) - i \cos(2\chi) \sin(\varphi) & \sin(2\chi) \sin(\varphi) \\ -\sin(2\chi) \sin(\varphi) & \cos(\varphi) + i \cos(2\chi) \sin(\varphi) \end{pmatrix}. \quad (8)$$

One may once again show that while $\mathcal{L}[\hat{a}]$ and $\mathcal{L}[\hat{b}]$ are not individually invariant, the \hat{a}, \hat{b} cross terms cancel between the two contributions, and that after noting $|\cos(\varphi) - i \cos(2\chi) \sin(\varphi)|^2 + |\sin(2\chi) \sin(\varphi)|^2 = 1$, one recovers the invariance of the total dissipator.

C. Equations of Motion

Having seen that Eq. (2) always possesses an $U(1)$ symmetry (as long as $\omega_a = \omega_b$), the remainder of this paper is focused on exploring the phases of this model, and the nature of phases showing spontaneous symmetry breaking.

As discussed elsewhere [21], for large enough numbers of atoms, the dynamics of the system can be accurately captured by mean-field equations of motion: we may write equations of motion for the classical fields, $\alpha = \langle \hat{a} \rangle$ and $\beta = \langle \hat{b} \rangle$, and spin components, $S^{\pm, z} = \langle \hat{S}^{\pm, z} \rangle$, and replace expectations of products of operators by products of expectations. Such a mean field decoupling is valid in the limit of large N , as discussed in e.g. [40, 62], with corrections scaling as $1/\sqrt{N}$ below threshold, and $1/N$ above threshold. Since the typical atom number in experiments can exceed 10^5 , such an approximation is reasonable, and indeed, such mean field theory has been seen to closely match experiments [12, 56]. This yields:

$$\dot{\alpha} = -\left(i\omega_a + \frac{\kappa}{2}\right)\alpha + g(\gamma S^+ - iS^-) \quad (9)$$

$$\dot{\beta} = -\left(i\omega_b + \frac{\kappa}{2}\right)\beta + g(\gamma S^- - iS^+) \quad (10)$$

$$\dot{S}^+ = i\omega_0 S^+ - 2g\left[i(\alpha^* + \beta) + \gamma(\alpha - \beta^*)\right]S^z \quad (11)$$

$$\dot{S}^z = g\left\{ \left[i(\alpha^* + \beta) + \gamma(\alpha - \beta^*) \right] S^- + c.c. \right\}. \quad (12)$$

Setting the time derivatives equal to zero and solving these equations of motion in the steady state gives equations describing the fixed-point attractors of the system. Since the equations may also show limit cycles, it will be important to both consider these steady state solutions, and also directly time evolve the equations to identify any limit cycle attractors.

There always exist fixed point solutions corresponding to the normal and inverted states: $\alpha = \beta = S^+ = 0$ and $S^z = \mp N/2$. While this solution always exists, as discussed below, it may or may not be stable. In addition to the normal solutions, for some parameter choices a superradiant steady state also exists. Eqs. (9) and (10) imply that:

$$\alpha = -g \frac{S^- + i\gamma S^+}{\omega_a - i\frac{\kappa}{2}} \quad \beta = -g \frac{S^+ + i\gamma S^-}{\omega_b - i\frac{\kappa}{2}}, \quad (13)$$

Because the magnitude of the collective spin S is conserved, we may write $S^+ = e^{i\theta} \sqrt{\frac{N^2}{4} - S^{z2}}$, so that the spin is defined by S^z and the angle θ . The solution of Eq. (11) is then given by:

$$S^z = -\frac{\omega_0}{2g^2} \left[(1 + \gamma^2) \left(\frac{\omega_b}{\omega_b^2 + \frac{\kappa^2}{4}} + \frac{\omega_a}{\omega_a^2 + \frac{\kappa^2}{4}} \right) + i\frac{\kappa}{2} (1 - \gamma^2) \left(\frac{1}{\omega_b^2 + \frac{\kappa^2}{4}} - \frac{1}{\omega_a^2 + \frac{\kappa^2}{4}} \right) + i2\gamma e^{-i2\theta} \left(\frac{\omega_b}{\omega_b^2 + \frac{\kappa^2}{4}} - \frac{\omega_a}{\omega_a^2 + \frac{\kappa^2}{4}} \right) \right]^{-1}. \quad (14)$$

The final equation of motion, Eq. (12), is redundant: any

solution of Eq. (11) automatically solves Eq. (12). This

redundancy corresponds directly to the conservation of spin magnitude.

For the superradiant solution to exist, we must require that the solution of Eq. (14) is physical, i.e. that $S^z \in \mathbb{R}$ and $|S^z| < N/2$. We may note that ensuring $S^z \in \mathbb{R}$ is straightforward on the symmetric lines. In particular if $\omega_a = \omega_b$, the last two terms vanish, and so the solution is always real. This means the angle θ is effectively free: the superradiant state spontaneously breaks this symmetry, and a Goldstone mode will exist. For $\omega_a \neq \omega_b$, ensuring that S^z is real places constraints on the allowed angle θ of the spin. This signals that the superradiant symmetry has a fixed angle for the spin, and does not spontaneously break rotational symmetry. We should however note that in all cases the model has a discrete \mathbb{Z}_2 symmetry, corresponding to a sign change of α, β and the XY components of the spin.

For the point $\gamma = 0$, our symmetry analysis above implied that rotational symmetry existed even when $\omega_a \neq \omega_b$. While Eq. (14) is clearly independent of θ in this limit, it is not immediately clear that a real solution for S^z exists. As discussed further below, this is because for $\omega_a \neq \omega_b, \gamma = 0$, the $U(1)$ symmetry breaking transition is to a simple time-dependent solution. i.e., we may consider a solution of the form $\alpha \rightarrow \alpha_0 e^{-i\mu t}$, $\beta \rightarrow \beta_0 e^{i\mu t}$ and $S^+ \rightarrow S_0^+ e^{i\mu t}$ which corresponds to a steady state in a rotating frame related by the transformation $\hat{U} = \exp(i\mu t \hat{G}_0)$, corresponding to an effective Hamiltonian $\hat{H} - \mu \hat{G}_0$, so that frequencies in the equations of motion are replaced by $\omega_a \rightarrow \tilde{\omega}_a = \omega_a - \mu$, $\omega_b \rightarrow \tilde{\omega}_b = \omega_b + \mu$ and $\omega_0 \rightarrow \tilde{\omega}_0 = \omega_0 - \mu$. Eq. (14) is real as long as $\tilde{\omega}_a = \tilde{\omega}_b$, i.e. we must choose $\mu = (\omega_a - \omega_b)/2$.

To check stability of a fixed point, we linearize the equations of motion around each steady-state solution with, e.g., $\alpha = \alpha_0 + \delta\alpha$, and then parameterize the fluctuations as, e.g., $\delta\alpha = a e^{-i\lambda t} + b^* e^{i\lambda^* t}$. Inserting this form into the linearized equations of motion gives an eigenvalue equation for λ . This matrix is rather large, and so is given in the appendix in Eq. (B1). Because of the conservation of the modulus of the spin vector, this matrix will always possess one eigenvalue that is strictly zero which we may discard. The steady-state is stable if and only if the imaginary part of every remaining eigenvalue is negative, meaning the fluctuations will decay rather than grow to linear order. In this way we find all stable steady states at each point. If there are no stable-steady states, the long time dynamics must be time dependent, and we can integrate the equations of motion starting from arbitrary initial conditions to understand the behavior of the system.

III. RESULTS

We now turn to the exploration of the phase diagram presenting the stable attractors of Eqs. (9) to (12). We first provide results for the limiting cases $\gamma = 0$ and $\gamma = 1$, before showing how our model interpolates

between these two limits. To produce a phase diagram we first identify all possible steady state solutions, (i.e. the two normal states and any superradiant solution of Eqs. (13) and (14)). At each point in parameter space we check which of these solutions exist and which is stable.

When identifying superradiant states, we distinguish those those which spontaneously break a $U(1)$ symmetry from those that only break the discrete \mathbb{Z}_2 symmetry. In the former case, there is a continuous family of states depending on the value of the in-plane phase of the spin, θ . In the latter case, we will classify the superradiant state according to the dominant light field: if $|\alpha| > |\beta|$ we denote this as $SR\alpha$ and if $|\beta| > |\alpha|$, $SR\beta$. As the $U(1)$ symmetric points correspond generally to isolated lines (and thus have zero measure in the phase diagram), we explicitly include these analytically determined lines on the phase diagram.

In the following results we set $\omega_0 = 47$ kHz, $N = 10^5$ atoms and $\kappa = 8.1$ MHz. Other parameters are taken as variables, or given in figure captions.

A. $\gamma = 0$

We first start by exploring the emergence of superradiant solutions in the simplest case when $\gamma = 0$. This is shown in Fig. 2. In Fig. 2(a) we set $\omega_a = \omega_b \equiv \omega$ so the entire parameter space shows the simple $U(1)$ symmetry. In this case Eq. (14) reverts to a standard form:

$$S^z = -\frac{\omega_0}{g^2} \left(\frac{\omega^2 + \frac{\kappa^2}{4}}{\omega} \right) \quad (15)$$

and a superradiant solution exists when $|S^z| < N/2$, reproducing the standard superradiant lobes on a phase diagram of ω vs g .

When $\omega_a \neq \omega_b$ it is clear there can be no steady state superradiant solutions as the imaginary part of Eq. (14) would not be zero. However, as discussed above, a stationary solution is possible in a rotating frame. The existence of this rotating solution is shown in Fig. 2 (b,c). It is important to note that this solution extends a finite but small distance from the line $\omega_a = \omega_b$ — figure Fig. 2 (c) illustrates this by showing the phase diagram vs the detuning $\omega_{\text{diff}} \equiv \omega_a - \omega_b$. The finite range of this phase can be understood by noting that after the transformation to the rotating frame $\omega_a, \omega_b \rightarrow \omega_{\text{av}} \equiv (\omega_a + \omega_b)/2$ and $\omega_0 \rightarrow \omega_0 - \omega_{\text{diff}}/2$ so the simple phase boundary condition $S^z = \mp N/2$ (corresponding respective to the left and right boundaries of Fig. 2 (c)) can be written as:

$$\omega_{\text{diff, crit}} = 2\omega_0 \mp \frac{4g^2 N \omega_{\text{av}}}{\omega_{\text{av}}^2 + \kappa^2/4}. \quad (16)$$

One notable feature of this result is that if $\omega_{\text{diff}} \equiv \omega_a - \omega_b = 2\omega_0$, this formula predicts superradiance for any value of ω_{av} . This result is at first surprising, but

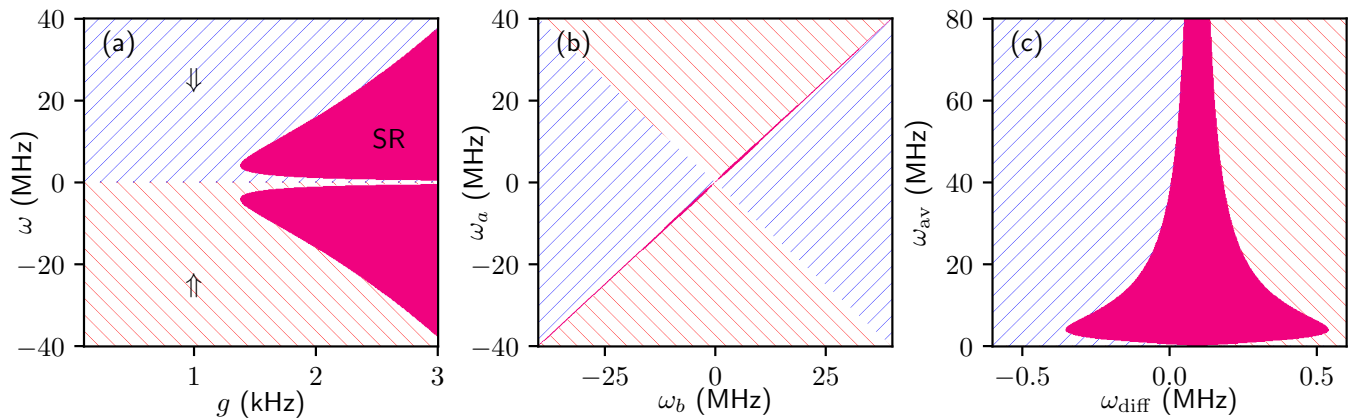


FIG. 2. Phase diagrams for $\gamma = 0$ showing normal state (hatched blue), inverted state (hatched red) and two-mode superradiance (pink). (a) $\omega \equiv \omega_a = \omega_b \vee g$. We see the two normal states are stable for low g , while for higher g the superradiant state becomes stable as expected. (b) ω_a vs ω_b for fixed $g = 3$ kHz. The superradiant phase exists only close to the line $\omega_a = \omega_b$, but (c) for $\omega_{\text{diff}} \equiv \omega_a - \omega_b$ small but nonzero there are rotating superradiant solutions.

one may note that it corresponds to the parameters for which in the rotating frame, the effective atomic energy $\omega_0 - \omega_{\text{diff}}/2$ is tuned to zero, hence any non-zero coupling induces the superradiant phase. In such a limit, where the effective atomic energy scale vanishes, any non-zero dephasing or atomic dissipation will provide a non-vanishing critical pump strength, as discussed elsewhere [37, 40].

We note again that this existence of a superradiant solution for an extended region of $\omega_a \neq \omega_b$ is unique to the $\gamma = 0$ case, and reflects the fact that the generator Eq. (7) commutes with $\omega_{\text{diff}}(\hat{a}^\dagger \hat{a} - \hat{b}^\dagger \hat{b})$ if and only if $\chi = 0$.

B. $\gamma = 1$

We next consider the phase diagram in the other simple limit, $\gamma = 1$, i.e. the magnitude of all matter-light coupling terms are equal. This is shown in Fig. 3. This limit is similar to models considered in previous work [54, 55], however in those works the phase diagram was shown on different axes, considering always $\omega_a = \omega_b$ but with different strengths for the matter-light coupling to the two cavity modes. As seen in these works, we find that when $\omega_a = \omega_b$ there is a $U(1)$ symmetry that is spontaneously broken in the superradiant phase. Focusing on the quadrant with $\omega_a, \omega_b > 0$, we see that on either side of this line, for intermediate ω_a, ω_b , there are additional superradiant phases where the cavity mode with the lowest frequency becomes superradiant, while the other cavity mode remains empty. This behavior is apparent from Eq. (14): When $\gamma = 1$ the second term is zero, but the third term is generally non-zero. For $\omega_a = \omega_b$ it does however vanish, allowing the spontaneously broken symmetry. When this third term in Eq. (14) is non-zero, a real solution requires that $\theta = (2n+1)\pi/4$ with integer n . Note this permits four distinct possible values of θ . Generally two of these are stable and two are unstable: the

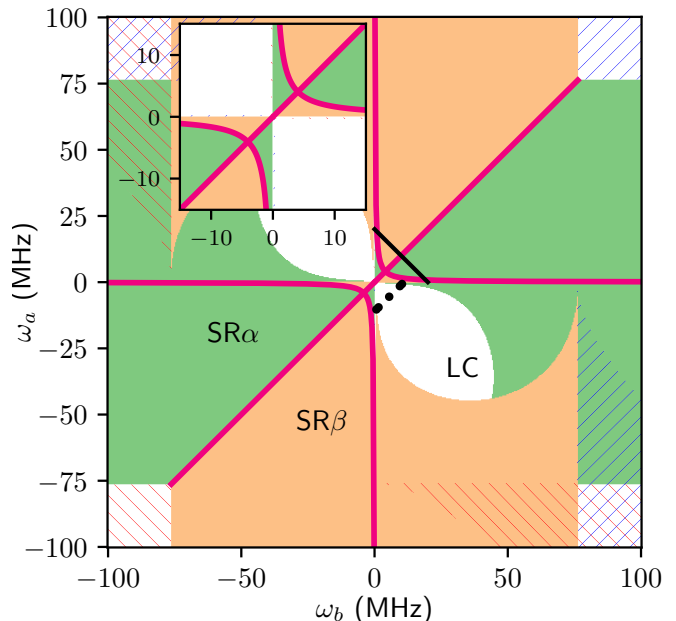


FIG. 3. Phase diagram in the ω_a - ω_b plane at $\gamma = 1$. The plane is separated into $\text{SR}\alpha$ (green), $\text{SR}\beta$ (orange), oscillatory limit cycle (white) phases, and symmetry-broken two-mode superradiance (pink). These modes are equivalent along two lines of $U(1)$ symmetry, $\omega_a = \omega_b$ and $\kappa^2 = 4\omega_a\omega_b$, marked by the pink lines. Dots show the ω_a - ω_b plane positions of the limit cycles in Fig. 5. Black line shows the position of the spectrum in Fig. 4. Inset shows a magnified view of the region close to the origin.

remaining two-fold degeneracy corresponds to the ubiquitous \mathbb{Z}_2 symmetry. Which pair is stable or unstable depends on the sign of $\omega_a - \omega_b$.

At large enough cavity frequency, the system will undergo a transition back to the normal state. Remaining in the quadrant $\omega_a, \omega_b > 0$, we see an additional transition that occurs at small frequency: on the hyper-

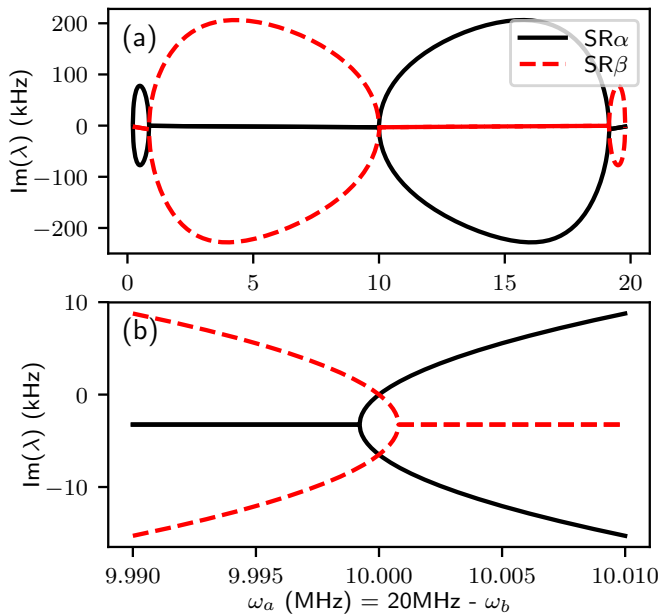


FIG. 4. Imaginary parts of linear-stability eigenvalues, illustrating the Hopf bifurcation that occurs near to the $\omega_a = \omega_b$ line. Note that, as shown in panel (b), the Hopf bifurcation is slightly displaced from $\omega_a = \omega_b$, but the boundary where a mode switches from stable ($\text{Im}(\lambda) < 0$) to unstable ($\text{Im}(\lambda) > 0$) is precisely at $\omega_a = \omega_b$, hence for $\gamma = 1$, the $U(1)$ symmetry breaking only occurs precisely on this line. Plotted for $\omega_b = -\omega_a + 40$ MHz, $\gamma = 1$ and $g = 3$ kHz (a) along the line illustrated in Fig. 3 and (b) close to the point $\omega_a = \omega_b$.

bola $\omega_a\omega_b = \kappa^2/4$ we see another point with spontaneous breaking of $U(1)$ symmetry, and on crossing this hyperbola the stability of the four single-mode superradiant fixed points reverses, as shown in the inset of Fig. 3. The existence of this hyperbola with $U(1)$ symmetry can be easily understood from the form of Eq. (14): the condition $\omega_a\omega_b = \kappa^2/4$ makes this final term vanish. It is notable that this condition occurs only in the open system, when κ is non-zero. As such this additional line of $U(1)$ symmetry was not discussed in previous works [54, 55].

To see more clearly the evolution from the \mathbb{Z}_2 to $U(1)$ symmetry, Fig. 4 shows the imaginary part (decay rates) of the eigenvalues of the linear stability matrix for the $\text{SR}\alpha$ and $\text{SR}\beta$ fixed points, along the diagonal line illustrated in Fig. 3. We focus only on those eigenvalues near zero. For $\omega_a < \omega_b$, the $\text{SR}\alpha$ phase is stable as there are two eigenvalues with equal imaginary part lying just below zero. As one approaches the point $\omega_a = \omega_b$, there is a square root bifurcation where these two eigenvalues develop distinct imaginary parts, and at the point $\omega_a = \omega_b$, one of these lines crosses zero. The eigenvalues of $\text{SR}\beta$ undergo the opposite evolution, and so the point $\omega_a = \omega_b$ marks the transition between one stable fixed point and the other. Exactly at the intersection point both fixed points are zero, corresponding to the existence of the Goldstone mode for the spontaneously

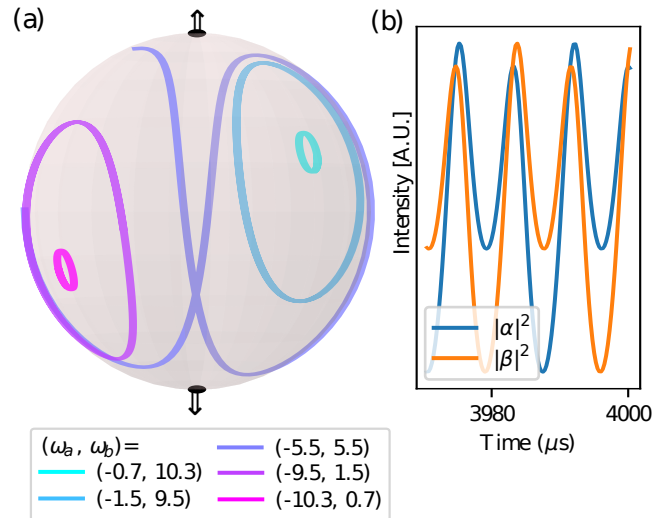


FIG. 5. (a) Long-time limit cycles of $\mathbf{S} = (S^x, S^y, S^z)$ plotted on the Bloch sphere crossing the region in Fig. 3 where there are no stationary steady states. The trajectory evolves between orbits of the $\text{SR}\alpha$ fixed point and that of the $\text{SR}\beta$ phase. (b) Time evolution of the intensity of the light fields at the point $(\omega_a, \omega_b) = (-5.5, 5.5)$ showing persistent oscillations after 4 ms of time evolution.

broken $U(1)$ symmetry.

In the lower left quadrant, when both $\omega_a, \omega_b < 0$, we see the same structure of phases as for $\omega_a, \omega_b > 0$, but with the $\text{SR}\alpha$ and $\text{SR}\beta$ states swapped. In the remaining quadrants, where the signs of ω_a and ω_b differ, there are regions in which $\text{SR}\alpha$ or $\text{SR}\beta$ exists. However, in these quadrants, these single-mode superradiant states are now separated by a region where no steady state is stable. In this region, we have performed time evolution simulations and find that the long-term behavior is a limit cycle. The evolution of the limit cycle trajectory is plotted on the Bloch sphere in Fig. 5. As we move from the $\text{SR}\alpha$ region to the $\text{SR}\beta$, the limit cycle starts as a small orbit around the $\text{SR}\alpha$ steady state, becomes increasingly large, then goes through a figure-of-eight orbit to switch over to orbiting the $\text{SR}\beta$ steady state and converging on this point as we re-enter the $\text{SR}\beta$ phase.

C. Arbitrary γ

Having discussed in detail the two limit cases, the behavior for arbitrary γ can be seen as interpolating between these two limits. The phase diagram in the ω_a, ω_b plane for varying values of γ is shown in Fig. 6. Note that most of the evolution occurs in the regime near $\gamma \simeq 1$, hence the figures are not evenly spaced. As γ increases from zero, the full symmetry of Eq. (7) is broken away from the $\omega_a = \omega_b$ line, and we start to see the emergence of separate $\text{SR}\alpha$ and $\text{SR}\beta$ phases. Increasing γ further, limit cycles appear around the line $\omega_a + \omega_b = 0$

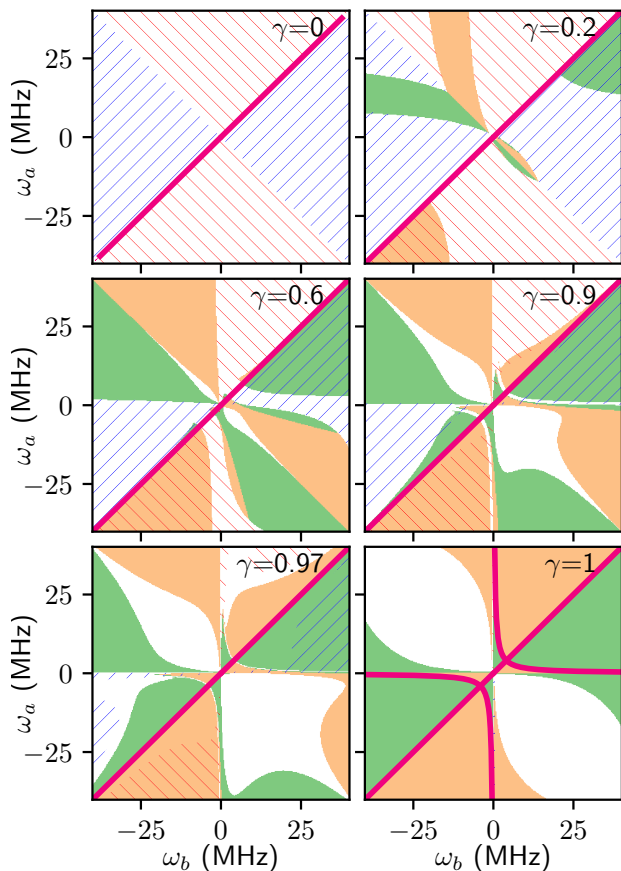


FIG. 6. Evolution of the phase diagram in ω_a - ω_b plane, at $g = 3$ kHz, as one varies γ from $\gamma = 0$, as shown in Fig. 2 to $\gamma = 1$, as shown in Fig. 3.

which separate the $\text{SR}\alpha$ and $\text{SR}\beta$ phases as discussed in Fig. 5. Limit cycles also appear crossing the $\omega_a = \omega_b$ line. This region gradually collapses into the hyperbola $\kappa^2/4 = \omega_a\omega_b$, discussed in Sec. III B. This hyperbola with continuous symmetry only exists precisely at $\gamma = 1$.

It is important to note that in Fig. 6 we vary γ while keeping g fixed. Hence, we vary the coupling for the counter-rotating \hat{a} terms and the co-rotating \hat{b} , while leaving the complimentary couplings unchanged. This has the effect of changing the total coupling as well as the ratio between them. As such, on the line $\omega_a = \omega_b$, Eq. (14) reduces to the standard condition for superradiance, Eq. (15), but with g replaced by $g_{\text{eff}} = g\sqrt{1 + \gamma^2}$. As such, the growth of the superradiant region as γ increases can be partly ascribed to this increasing coupling.

To show more clearly how the phase diagram evolves with increasing γ , Fig. 7 shows the phase diagram vs γ and ω_a for fixed $\omega_b = 5$ MHz. There is always a superradiant state at $\omega_b = \omega_a$. For low γ this superradiant line is bordered by the normal and inverted states. At higher γ the $U(1)$ symmetry breaking superradiant state is instead the boundary between two single-mode superradiant states. One also sees that near $\omega_a = -\omega_b$, there is at small γ a boundary between two normal states,

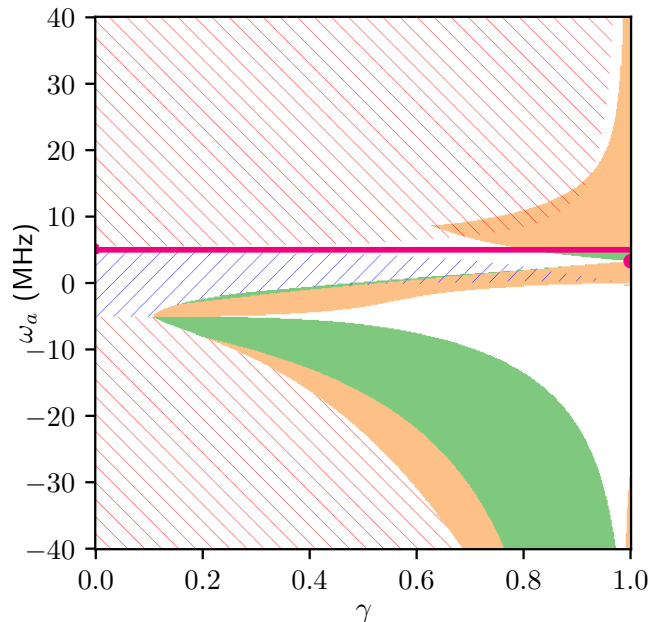


FIG. 7. ω_a v γ phase diagram for $g = 3$ kHz and $\omega_b = 5$ MHz

however at large γ this becomes a limit cycle phase, surrounded by single-cavity superradiant states.

IV. CONCLUSIONS

In this paper we have examined a model of internal states of atoms coupled to a pair of cavity modes that demonstrates $U(1)$ symmetry over an extended range. The model we consider interpolates between the previously studied model [54, 55] in which different cavity modes couple to different quadratures of the collective spin, and another simple limit which shows invariance under opposite phase rotations of the the two cavity modes. We have shown that a $U(1)$ symmetry exists at all points between these two limits, as long as cavity frequencies are equal. This symmetry corresponds to a transformation that mixes both the phase and amplitudes of the two cavity modes. However, the two end points $\gamma = 0, 1$ show special features. For $\gamma = 0$ the $U(1)$ symmetry persists for a finite range of unequal frequencies, $\omega_a \neq \omega_b$. The superradiant solution in this extended region corresponds to limit cycle solutions connected to the $\omega_a = \omega_b$ by a rotating frame transformation. In the other limit, $\gamma = 1$, we find additional lines of $U(1)$ symmetry when $\omega_a\omega_b = \kappa^2/4$.

We have examined in detail the phase diagram of this model around the lines and regions where $U(1)$ symmetry exists, and shown how the superradiant phases evolve with varying γ . We show that in general the $U(1)$ symmetric points are or regions exist as boundaries between normal and inverted states, or between $\text{SR}\alpha$ and $\text{SR}\beta$ regions. The results presented here could be realized for

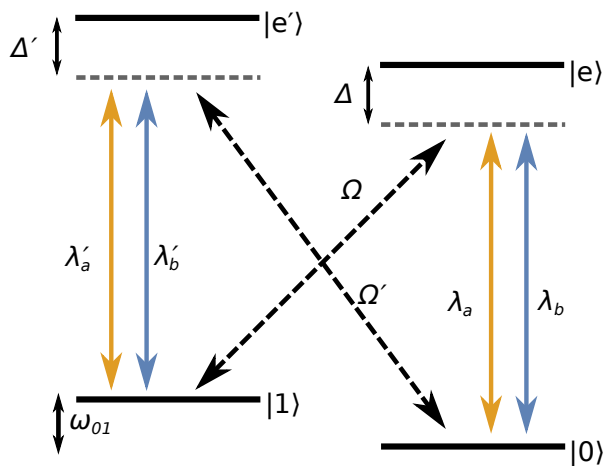


FIG. 8. Level scheme, as in Fig. 1, showing bare parameters.

a variety of experimental configurations, i.e. with either different cavity polarizations and birefringent mirrors, or using different transverse or longitudinal modes of a multimode cavity [50, 52].

The two-mode model studied here can in some ways be viewed as the simplest case of a multimode system. Increasing the number of modes beyond one, whether to a few or many, can lead to interesting new physics [43–46] as in a multimode cavity the spatial structure of light can change [52, 53] and fluctuations are expected to lead to beyond-mean-field physics [43]. An exciting direction for future work is to combine the exploration of continuous symmetry breaking with multimode cavities. This could lead to important new progress on outstanding questions, such as the existence of condensates with true long-range order in dissipative systems in two dimensions [63].

ACKNOWLEDGMENTS

J.K. acknowledges inspiring discussions with N. Cooper which initiated this work. K.E.B. and J.K. acknowledge support from EPSRC program “TOPNES” (EP/I031014/1).

Appendix A: Relating bare and effective couplings

As discussed in Sec. IIA, we consider a level scheme in which there is Raman coupling between two low lying atomic states and two cavity modes. In this appendix, we discuss how the effective couplings $g_{a,b}, g'_{a,b}$ and frequencies $\omega_{a,b,0}$ depend on bare parameters such as detuning and driving field strengths, and how this allows some parameters to be tuned dynamically.

Figure 8 shows the same level scheme as in Fig. 1, but labeling the bare parameters. As shown, there are two drive lasers (diagonal lines). The laser coupling state $|1\rangle$

to state $|e\rangle$ is at frequency ω_l which is detuned by Δ below the transition frequency ω_{1e} , i.e. $\omega_l = \omega_{1e} - \Delta$, and has a strength parameterized by the Rabi frequency Ω . Similar parameters $\omega'_l, \Delta', \Omega'$ describe the $|0\rangle \leftrightarrow |e'\rangle$ transition. All of these parameters are dynamically tunable, as they depend on the pump laser frequency and intensity.

The a, b cavity modes have bare frequencies $\omega_{cav,a}$ and $\omega_{cav,b}$. These couple to the vertical transitions $|0\rangle \leftrightarrow |e\rangle$ and $|1\rangle \leftrightarrow |e'\rangle$. Selective coupling of cavity modes to particular hyperfine transitions can be achieved by an appropriate choice of magnetic field axis (for quantizing the hyperfine levels) vs cavity axis — see [11, 13] for examples. As such, these parameters are tunable by design of the experiment, but not easily tunable dynamically. We denote the dipole coupling as $\lambda_{a,b}, \lambda'_{a,b}$ as indicated on Fig. 8.

The parameters of the two-mode Dicke model, Eq. (1), are related to the bare system parameters by performing adiabatic elimination of the excited states $|e\rangle, |e'\rangle$ — detailed discussion of such a procedure is given in [11, 21]. The coupling strengths take the expected straightforward form:

$$\begin{aligned} g_a &= \frac{\lambda_a \Omega}{2\Delta} & g'_a &= \frac{\lambda'_a \Omega'}{2\Delta'} \\ g_b &= \frac{\lambda_b \Omega}{2\Delta} & g'_b &= \frac{\lambda'_b \Omega'}{2\Delta'} \end{aligned} \quad (\text{A1})$$

Because the effective model in Eq. (1) is written in a rotating frame, the cavity frequencies appearing there take a more complex form:

$$\omega_a = \omega_{cav,a} + \frac{N}{2} \left(\frac{\lambda_a^2}{\Delta} + \frac{\lambda_a'^2}{\Delta'} \right) - \frac{\omega'_l + \omega_l}{2}, \quad (\text{A2})$$

$$\omega_b = \omega_{cav,b} + \frac{N}{2} \left(\frac{\lambda_b^2}{\Delta} + \frac{\lambda_b'^2}{\Delta'} \right) - \frac{\omega'_l + \omega_l}{2}. \quad (\text{A3})$$

The term proportional to the number of atoms, N , describes a dielectric shift of the cavity frequency due to the presence of the atoms. Similarly, we also find that the effective frequency splitting of the two low lying levels, ω_0 in Eq. (1) is not just the bare splitting ω_{01} , but rather:

$$\omega_0 = \omega_{01} + \frac{1}{4} \left(\frac{\Omega^2}{\Delta} - \frac{\Omega'^2}{\Delta'} \right) - \frac{\omega'_l - \omega_l}{2}. \quad (\text{A4})$$

By varying the easily adjustable pump strength and frequency and one can easily vary all of the above parameters. We may observe that if $\Omega^2/\Delta = \Omega'^2/\Delta'$ then ω_0 no longer depends on pump strength. In that limit, one can separately change the coupling strengths $g_{a,b}, g'_{a,b}$ while leaving other parameters fixed.

Appendix B: Linear stability matrix

As discussed in Sec. IIC, in order to check linear stability we consider the eigenvalues of the stability matrix, found by linearizing around the steady

state. For a general solution $\alpha_0, \beta_0, \mathbf{S}_0$, with

$\xi = g\alpha_0^* - i\gamma g\alpha_0 + g\beta_0 + i\gamma g\beta_0^*$, this matrix takes the form:

$$\begin{pmatrix} \omega_a - i\frac{\kappa}{2} & 0 & 0 & 0 & i\gamma g & g \\ 0 & -\omega_a - i\frac{\kappa}{2} & 0 & 0 & -g & i\gamma g \\ 0 & 0 & \omega_b - i\frac{\kappa}{2} & 0 & g & i\gamma g \\ 0 & 0 & 0 & -\omega_b - i\frac{\kappa}{2} & i\gamma g & -g \\ -i2\gamma g S_0^z & 2g S_0^z & 2g S_0^z & i2\gamma g S_0^z & -\omega_0 - \xi S_0^- / S_0^z & -\xi S_0^+ / S_0^z \\ -2g S_0^z & -i2\gamma g S_0^z & i2\gamma g S_0^z & -2g S_0^z & \xi^* S_0^- / S_0^z & \omega_0 + \xi^* S_0^+ / S_0^z \end{pmatrix} \quad (\text{B1})$$

-
- [1] R. H. Dicke, Phys. Rev. **93**, 99 (1954).
[2] K. Hepp and E. H. Lieb, Annals of Physics **76**, 360 (1973).
[3] Y. K. Wang and F. T. Hioe, Phys. Rev. A **7**, 831 (1973).
[4] K. Rzażewski, K. Wódkiewicz, and W. Żakowicz, Phys. Rev. Lett. **35**, 432 (1975).
[5] P. Nataf and C. Ciuti, Nat. Commun. **1**, 72 (2010).
[6] O. Viehmann, J. von Delft, and F. Marquardt, Phys. Rev. Lett. **107**, 113602 (2011).
[7] A. Vukics and P. Domokos, Phys. Rev. A **86**, 053807 (2012).
[8] M. Bamba and T. Ogawa, Phys. Rev. A **90**, 063825 (2014).
[9] A. Vukics, T. Grieser, and P. Domokos, Phys. Rev. Lett. **112**, 073601 (2014).
[10] T. Jaako, Z.-L. Xiang, J. J. Garcia-Ripoll, and P. Rabl, Phys. Rev. A **94**, 033850 (2016).
[11] F. Dimer, B. Estienne, A. S. Parkins, and H. J. Carmichael, Phys. Rev. A **75**, 013804 (2007).
[12] K. Baumann, C. Guerlin, F. Brennecke, and T. Esslinger, Nature **464**, 1301 (2010).
[13] Z. Zhiqiang, C. H. Lee, R. Kumar, K. J. Arnold, S. J. Masson, A. S. Parkins, and M. D. Barrett, Optica **4**, 424 (2017).
[14] K. Baumann, R. Mottl, F. Brennecke, and T. Esslinger, Phys. Rev. Lett. **107**, 140402 (2011).
[15] R. Mottl, F. Brennecke, K. Baumann, R. Landig, T. Donner, and T. Esslinger, Science **336**, 1570 (2012).
[16] F. Brennecke, R. Mottl, K. Baumann, R. Landig, T. Donner, and T. Esslinger, Proc. Natl. Acad. Sci **110**, 11763 (2013).
[17] J. Klinder, H. Keßler, M. Wolke, L. Mathey, and A. Hemmerich, PNAS **112**, 3290 (2015).
[18] J. Klinder, H. Keßler, M. R. Bakhtiari, M. Thorwart, and A. Hemmerich, Phys. Rev. Lett. **115**, 230403 (2015).
[19] R. Landig, L. Hruby, N. Dogra, M. Landini, R. Mottl, T. Donner, and T. Esslinger, Nature **532**, 476 (2016).
[20] D. Nagy, G. Kónya, G. Szirmai, and P. Domokos, Phys. Rev. Lett. **104**, 130401 (2010).
[21] M. J. Bhaseen, J. Mayoh, B. D. Simons, and J. Keeling, Phys. Rev. A **85**, 013817 (2012).
[22] B. Öztop, M. Bordyuh, Özgür E Müstecaplıoğlu, and H. E. Türeci, New Journal of Physics **14**, 085011 (2012).
[23] F. Piazza, P. Strack, and W. Zwerger, Annals of Physics **339**, 135 (2013).
[24] E. G. D. Torre, S. Diehl, M. D. Lukin, S. Sachdev, and P. Strack, Phys. Rev. A **87**, 023831 (2013).
[25] H. Habibian, A. Winter, S. Paganelli, H. Rieger, and G. Morigi, Phys. Rev. Lett. **110**, 075304 (2013).
[26] M. Kulkarni, B. Öztop, and H. E. Türeci, Phys. Rev. Lett. **111**, 220408 (2013).
[27] J. Keeling, M. J. Bhaseen, and B. D. Simons, Phys. Rev. Lett. **112**, 143002 (2014).
[28] F. Piazza and P. Strack, Phys. Rev. Lett. **112**, 143003 (2014).
[29] Y. Chen, Z. Yu, and H. Zhai, Phys. Rev. Lett. **112**, 143004 (2014).
[30] S. Schütz and G. Morigi, Phys. Rev. Lett. **113**, 203002 (2014).
[31] G. Kónya, G. Szirmai, and P. Domokos, Phys. Rev. A **90**, 013623 (2014).
[32] F. Piazza and H. Ritsch, Phys. Rev. Lett. **115**, 163601 (2015).
[33] C. Kollath, A. Sheikhan, S. Wolff, and F. Brennecke, Phys. Rev. Lett. **116**, 060401 (2016).
[34] W. Zheng and N. R. Cooper, Phys. Rev. Lett. **117**, 175302 (2016).
[35] K. Rojan, R. Kraus, T. Fogarty, H. Habibian, A. Minguzzi, and G. Morigi, Phys. Rev. A **94**, 013839 (2016).
[36] M. Xu, S. B. Jäger, S. Schütz, J. Cooper, G. Morigi, and M. J. Holland, Phys. Rev. Lett. **116**, 153002 (2016).
[37] E. G. Dalla Torre, Y. Shchadilova, E. Y. Wilner, M. D. Lukin, and E. Demler, Phys. Rev. A **94**, 061802 (2016).
[38] A. U. J. Lode and C. Bruder, Phys. Rev. Lett. **118**, 013603 (2017).
[39] F. Mivehvar, H. Ritsch, and F. Piazza, Phys. Rev. Lett. **118**, 073602 (2017).
[40] P. Kirton and J. Keeling, Phys. Rev. Lett. **118**, 123602 (2017).
[41] P. Mognini, L. Papariello, A. U. Lode, and R. Chitra, (2017), arXiv:1710.02474.
[42] H. Ritsch, P. Domokos, F. Brennecke, and T. Esslinger, Rev. Mod. Phys. **85**, 553 (2013).
[43] S. Gopalakrishnan, B. L. Lev, and P. M. Goldbart, Nat Phys **5**, 845 (2009).
[44] S. Gopalakrishnan, B. L. Lev, and P. M. Goldbart, Phys. Rev. Lett. **107**, 277201 (2011).
[45] P. Strack and S. Sachdev, Phys. Rev. Lett. **107**, 277202 (2011).
[46] A. Wickenbrock, M. Hemmerling, G. R. M. Robb, C. Emary, and F. Renzoni, Phys. Rev. A **87**, 043817 (2013).
[47] M. Buchhold, P. Strack, S. Sachdev, and S. Diehl, Phys. Rev. A **87**, 063622 (2013).

- [48] D. J. Egger and F. K. Wilhelm, *Phys. Rev. Lett.* **111**, 163601 (2013).
- [49] C.-P. Yang, Q.-P. Su, S.-B. Zheng, and S. Han, *Phys. Rev. A* **87**, 022320 (2013).
- [50] A. J. Kollár, A. T. Papageorge, K. Baumann, M. A. Armen, and B. L. Lev, *New Journal of Physics* **17**, 043012 (2015).
- [51] K. E. Ballantine, B. L. Lev, and J. Keeling, *Phys. Rev. Lett.* **118**, 045302 (2017).
- [52] A. J. Kollár, A. T. Papageorge, V. D. Vaidya, Y. Guo, J. Keeling, and B. L. Lev, *Nature Communications* **8**, 14386 (2017).
- [53] V. D. Vaidya, Y. Guo, R. M. Kroeze, K. E. Ballantine, A. J. Kollár, J. Keeling, and B. L. Lev, *Phys. Rev. X* **8**, 011002 (2018).
- [54] J. Fan, Z. Yang, Y. Zhang, J. Ma, G. Chen, and S. Jia, *Phys. Rev. A* **89**, 023812 (2014).
- [55] A. Baksic and C. Ciuti, *Phys. Rev. Lett.* **112**, 173601 (2014).
- [56] J. Léonard, A. Morales, P. Zupancic, T. Esslinger, and T. Donner, *Nature* **543**, 87 (2017).
- [57] J. Léonard, A. Morales, P. Zupancic, T. Donner, and T. Esslinger, *Science* **358**, 1415 (2017), <http://science.sciencemag.org/content/358/6369/1415.full.pdf>.
- [58] Z. Wu, Y. Chen, and H. Zhai, (2017), arXiv:1707.05579.
- [59] S. Gopalakrishnan, Y. E. Shchadilova, and E. Demler, *Phys. Rev. A* **96**, 063828 (2017).
- [60] J. Lang, F. Piazza, and W. Zwerger, *New Journal of Physics* **19**, 123027 (2017).
- [61] There also exists more general symmetries where the overall master equation is invariant, but the conservative and dissipative parts are not separately invariant.
- [62] G. Kónya, D. Nagy, G. Szirmai, and P. Domokos, *Phys. Rev. A* **86**, 013641 (2012).
- [63] J. Keeling, L. M. Sieberer, E. Altman, L. Chen, S. Diehl, and J. Toner, in *Universal Themes of Bose-Einstein Condensation*, edited by N. Proukakis, D. Snoke, and P. Littlewood (Cambridge University Press, 2017) Chap. 11.