

Stream-based Real-time Monitoring of Multi-Robot Systems

Peter Faymonville ^{*}, Bernd Finkbeiner ^{*}, Maximilian A. Köhl [†], Maximilian Schwenger^{*} and Hazem Torfah^{*}

Reactive Systems Group
Saarland Informatics Campus
Saarbrücken, Germany

^{*}{faymonville, finkbeiner, schwenger, torfah}@react.uni-saarland.de

[†]mkoehl@cs.uni-saarland.de

Abstract—A major challenge in monitoring multi-robot systems is the aggregation of high-rate data sets before sending them over low-rate data links. Processing data locally requires intensive tuning and calibration in order to avoid exceeding the memory limitations on individual robots while, at the same time, minimizing the impact on the available network communication bandwidth. We present RTLOLA, a monitoring framework for multi-robot systems with built-in guarantees on memory and bandwidth consumption. RTLOLA computes the memory required for each aggregation step and thereby determines how much of the data aggregation can be carried out on a robot without exceeding its memory. By aggregating the data as much as possible already on the robot, the impact of each robot on the available bandwidth of the network is minimized. As a result, the number of robots that can be supported by a given network is maximized. As a case study, we apply RTLOLA to the monitoring of a fleet of autonomous robot taxis based on the Uber transportation mediation service.

Index Terms—Monitoring, Multi-robot systems, Formal specifications

I. INTRODUCTION

Multi-robot systems are an emerging class of systems that has been increasingly put to use in industry [1]–[3]. In a multi-robot system, each robot is programmed to execute individual tasks and, additionally, to communicate with the other robots and with a central server in order to accomplish global tasks. With the increasing complexity of multi-robot systems, runtime monitoring has become an indispensable tool for the development and operation of multi-robot systems. Runtime monitors observe the actual behavior of the robots and are capable of discovering errors in the system that cannot be detected statically, such as resource limitations problems, hardware failures, or unpredicted environment behaviors.

A common approach to the monitoring of multi-robot systems is to transmit the raw data collected by the robots to a central server where monitoring tasks and pattern recognition mechanism are applied [4]. The advantage of such a centralized approach is that the complete data set is available to the central monitor, and the monitor can therefore can give precise results. The disadvantage, however, is that this requires a continuous high-rate data transmission between the robots and the central monitor. The possible data transmission rates are bounded by the bandwidth of the data link, and the network might in fact not be capable to provide the

high throughput rates required to send all raw data. As a result, the data from the robot might only arrive at the central monitor with a significant delay or might even get dropped due to network congestion. To guarantee a fluent and jitter-free monitoring process, raw data on the sensor’s side therefore needs to be preprocessed locally on the robots. Filtered and aggregated monitor-specific data can then be sent for further processing on the central monitor. However, the tuning and calibration of the filters is difficult. In addition to the danger of relying too much on server-side computation, which results in network congestion, there is the danger of relying too much on robot-side computation, which results in excessive memory consumption on the robot. Such overly expensive monitors are bound to eventually disrupt the normal operation of the robot.

In this paper, we present RTLOLA, a monitoring framework for multi-robot systems with *built-in guarantees on memory and bandwidth consumption*.

In RTLOLA, input streams containing raw sensor data are translated into output streams containing aggregated data. These output streams may then be aggregated into further output streams until, eventually, a trigger condition that refers to the aggregated data in the output streams is monitored. The aggregation is carried out with sliding windows that summarize the input data into buckets corresponding to the rate of the output stream.

To arrive at guarantees on the memory consumption, we analyze the memory consumption each sliding window as a function of the rate of the output stream and the size of the window. The required transmission bandwidth depends on the level in the dependency graph of the trigger condition in which the data is no longer processed in the robot, but, instead sent over to the server: the network bandwidth is sufficient if it covers the sum of the rates of the streams transmitted to the server. This analysis of the memory and bandwidth consumption makes it possible to automatically determine how much of the data aggregation can be carried out on a robot without exceeding its memory. By aggregating the data as much as possible already on the robot, we *minimize* the impact of each robot on the available bandwidth of the network. As a result, we *maximize* the number of robots that can be supported by a given network. The next section illustrates the usage of RTLOLA with a motivating example.

II. MOTIVATING EXAMPLE

Consider the following scenario: A swarm of robot cars has a wireless connection to a central server. Each robot is supposed to drive along a road and pick up customers. The robots are equipped with line sensors where a high value (800-1000) indicates that the robot is on the road (a dark underground), while a low value (0-200) indicates that the robot is off-road (a bright underground).

The robot's micro-controller has tight restrictions on program memory (32KB) and RAM (2KB). Moreover, the wireless connection is shared among all robots and thus only allows for a transmission speed of 100bps.

The central server monitors each robot's behavior in order to detect undesired behavior and react accordingly. The following RTLOLA specification captures when a robot leaves the road repeatedly:

```

input double sensor: 10Hz
input bool pickUp

output bool offRoad :=
    sensor[2s, max]?1000 < 200

output bool offRoadPickup: 0.1Hz
    := pickUp & offRoad

output bool suspicious :=
    offRoadPickup[8h, count]?0 > 5

trigger suspicious

```

Here, `sensor` is a stream whose values are the readings of the line sensors, and `pickUp` is an stream that evaluates to `true` while the robot picks up a customer. The stream `offRoad` is a boolean indicator for the robot driving off-road. The robot is considered off-road if all sensor readings in the last 2 seconds were below a threshold of 200. Considering a 2 second interval compensates for outliers due to sensor noise. The RTLOLA expression `sensor[2s, max]` yields the maximal sensor value within the last 2 seconds. If there is no value in the window yet, the maximum defaults to 1000. (The default operator `?` replaces undefined values by the given default value, in this case 1000).

The `offRoadPickup` stream indicates that a customer is picked up while the car is off-road. This is neither the expected behavior, nor inherently bad. If this happens regularly, however, the behavior of the robot is suspicious, which is recognized by the boolean stream `suspicious`. Like the `offRoad` stream, `suspicious` is defined with a sliding window expression `offRoadPickup[8h, count]`, which counts the number of times the robot has picked up some customer off-road during the last eight hours. The `trigger` expression specifies that suspicious behavior shall be reported, i.e., whenever `suspicious` is true, the monitor issues a warning to the station reporting the incident for further investigation.

This example should give a first impression how RTLOLA specifications work; we describe the RTLOLA specification language in more detail in Section III. We now turn to the memory and bandwidth guarantees provided by RTLOLA.

The `offRoadPickup` stream has a user-defined output frequency of 0.1Hz. This is because the specifier knows that the process of picking up a customer will always take at least 10 seconds. Thus, there is no point in evaluating `pickUp` & `offRoad` more often than that.

RTLOLA automatically computes the memory consumption of the monitor. The analysis, which is described in detail in Section IV, indicates that the monitor for our example needs close to 3KB. Given that our robots have only 2KB of RAM, this makes it impossible to run the complete monitor on the robot. Running the complete monitor on the central server is not an option either, because transmitting the line sensor data to the central station would require a throughput of 160bps, which exceeds the available bandwidth by 60%.

RTLOLA automatically analyzes how much aggregation can be carried out on the robot. In our example, the bulk of the memory consumption goes into the computation of the `suspicious` stream, which needs to store all values of `offRoadPickup` within the last eight hours. If the values of `offRoadPickup` are sent to the central server and the `suspicious` stream is computed there, the memory consumption for the robot drops to 41B, using a transmission bandwidth of only 10bps.

In Section V, we illustrate RTLOLA with a more elaborate robot taxi service, where 10 robots communicate with the central server. The server manages delivery requests: customers report their position and desired drop-off position, the central server forwards the requests to the robots, and the robots decide greedily whether or not they want to take the job. RTLOLA assists the specifier by determining which parts of the specification can or cannot be computed directly on the robot. Then, an RTLOLA monitor is synthesized and detects any violation of the specified properties.

III. RTLOLA

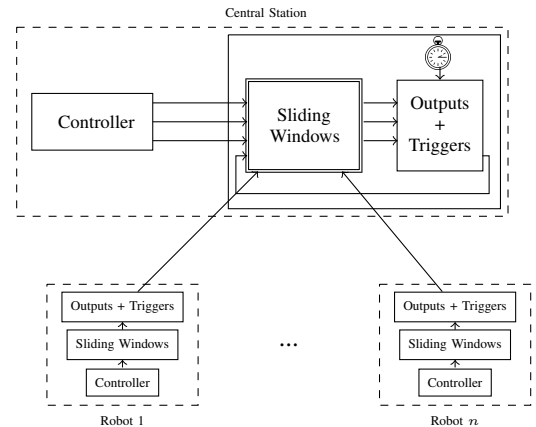


Fig. 1. The RTLOLA framework

RTLOLA provides the stream-based monitoring framework depicted in Figure 1. In stream-based monitoring, sensor readings and other collected data at runtime are interpreted as streams. These *input streams*, are translated to new *output*

streams, which define filters and aggregated statistics, such as an average value, a counter, or an integral. Monitoring tasks are defined by so-called *trigger* specifications, which define thresholds and other logical conditions on the values of input and output streams. The advantage of this setup is great expressiveness and easy-to-reuse, compositional specifications. Monitoring an RTLOLA specification can be distributed into monitoring tasks that are executed on a central server we call the *central monitor*. The central monitor evaluates data received from the central controller of the multi-robot system and from data collected from the robots themselves. Data collected from the robots can in turn be processed before it is sent to the central monitor. This is done by applying parts of the RTLOLA specifications locally on the robots. In general the goal is to relief the network from intensive data transmission. The RTLOLA framework provides tool support to determine the cost of executing monitoring tasks.

In this section, we introduce the specification language of the RTLOLA framework and provide an evaluation algorithm for executing the monitoring tasks. In the next section we show how we can implement an automatic memory analysis procedure on top of the language that analyzes the memory consumption of an RTLOLA specification.

A. RTLOLA: The Language

RTLOLA (short for Real-Time LOLA) is based on the synchronous stream processing language LOLA [5], [6]. LOLA has been used to monitor industrial hardware systems, such as bus protocols and memory controllers, as well as to monitor networks. RTLOLA extends LOLA [6] with two new key features that make it possible to monitor real-time requirements: *sliding window* expressions, which compute aggregated values over windows of fixed (real-time) durations, and *stream computation rates*, which define the pace in which streams are extended with new values.

An RTLOLA specification is a system of stream declarations over typed *stream variables*. This system consists of m typed input stream declarations of the form:

input $T_i \ t_i$

where each stream t_i is of type T_i for $i \leq m$, and n typed parameterized output stream templates of the form

output $T_{m+j} \ s_j \ \langle T_j^1 p_1, \dots, T_j^{k_j} p_{k_j} \rangle : C$
invoke: inv_j
extend: ext_j
terminate: ter_j
 $:= e_j(t_1, \dots, t_m, s_1, \dots, s_n, p_1, \dots, p_{k_j})$

for $j \leq n$. Each stream template introduces a *template variable* s_j of type T_{m+j} that depends on *parameters* p_1, \dots, p_{k_j} of types $T_j^1, \dots, T_j^{k_j}$, respectively. For given values $\alpha = (v_1, \dots, v_{k_j})$ of matching types $T_j^1, \dots, T_j^{k_j}$, we call a stream $s_j(\alpha)$ an *instance* of the template s_j if it computes the stream induced by $e_j(t_1, \dots, t_m, s_1, \dots, s_n, v_1, \dots, v_{k_j})$. The stream $s_j(\alpha)$ is created, extended, and deleted according to the following *auxiliary streams*:

- inv_j is the *invocation* template stream variable of s_j and has type $T_j^1 \times \dots \times T_j^{k_j}$. If an instance of inv_j is extended with a fresh value (v_1, \dots, v_{k_j}) , then an instance $s_j(v_1, \dots, v_{k_j})$ of s_j is invoked unless it already exists.
- ext_j is the *extension* template stream variable of s_j and has type *bool*. If an instance $s_j(\alpha)$ of s_j is invoked with parameter values $\alpha = (v_1, \dots, v_{k_j})$, then an extension stream $ext_j(\alpha)$ is invoked with the same parameter values α . The instance $s_j(\alpha)$ is extended whenever $ext_j(\alpha)$ is extended with *true*.
- ter_j is the *termination* template stream variable of s_j and has type *bool*. If s_j is invoked with parameter values $\alpha = (v_1, \dots, v_{k_j})$, then a terminate stream $ter_j(\alpha)$ is invoked. If $ter_j(\alpha)$ is extended with *true*, the output stream $s_j(\alpha)$ is terminated.

Each instance $s_j(\alpha)$ runs on a local clock paced by its corresponding extend stream $ext_j(\alpha)$ and by an additional optional clock C . The instance is extended with every tick of C if and only if $ext_j(\alpha)$ is true. If C is not given, the local instance clock always progresses equally fast as the fastest clock amongst all local clocks of the streams appearing the the expression e_j . If neither C nor $ext_j(\alpha)$ is given the local clock in this case progresses in a discrete fashion, however, not with equidistant ticks on the real-time axis. Whenever a new value arrives for one of the sub-streams, a new tick takes place that extends $s_j(\alpha)$. Therefore, the distance in time between two consecutive ticks can be arbitrarily large or small.

Auxiliary stream expressions can be omitted if they are inferable from the context.

The stream expression $e_j(t_1, \dots, t_m, s_1, \dots, s_n, p_1, \dots, p_{k_j})$, is defined over a set of *independent* input stream variables t_1, \dots, t_m , a set of *dependent* output stream variables s_1, \dots, s_n , and a set parameter variables p_1, \dots, p_{k_j} . Dependent stream variables have access to past and present values of all streams. An RTLOLA stream expression permits basic constructs such as constants, n -ary function symbols, conditional expressions and *stream accesses* of form $s_j(v_1, \dots, v_{k_j})[-i]$, i.e., the value of stream with an offset i in the past.

RTLOLA extends its predecessor with sliding window expressions of the form $s_j[r, \gamma]$, where r is a real number defining the duration of the window and γ is a function of type $(T_{m+j})^* \rightarrow T'$ defining the aggregation function.

Expressions of the form $e?d$ evaluate to the default value d in case e is not defined. This case occurs if the respective instance is not invoked at this point in time or its extend stream for an expression $s_j[-i]$ was *true* less than $i + 1$ times.

Finally RTLOLA specifications contain a list of *triggers*:

trigger φ_i

where φ_i is an expression of type boolean over stream variables. Triggers generate notifications when their expression evaluates to *true*. Trigger expressions also permit special operators arguing over stream instances, such as *any* of type *bool* checking the validity of a condition for *any* existing

stream instance, and `count` of type `int` counting the number of existing stream instances of a given stream.

As a concrete example, a parametric variant of the specification presented before can be declared as following:

```
input bool offRoad
input int CID
input bool pickup

output bool offRoadPickUp<int cid>: 0.1Hz
  invoke: CID
  extend: cid = CID
  := offRoad & pickup

output bool suspicious<int cid> :=
  invoke: CID
  extend: cid = CID
  := offRoadPickUp(cid)[8h, count]?0 > 5
```

Observe that the output streams are now parametric in the robot car identifier `cid`. Since they have `CID` as an invoke stream, new stream instances of both output streams are created whenever a fresh identifier appears on the input stream `CID`. The extend stream then extends those stream instances whenever the matching identifier `cid` appears again on the input stream `CID`. Within the parametric output stream `suspicious<int cid>`, we access the corresponding `offRoadPickUp` stream instance by referring to `offRoadPickUp(cid)`.

B. Efficient Evaluation

For a space and time efficient evaluation, we need to pay special attention to the computation of sliding windows. Consider a sliding window over a target stream s with aggregation function γ and window size S . In a naïve approach, whenever s produces a new value, the value is stored until S has passed. In the meantime, when the window is evaluated, all stored values are aggregated using γ . For input streams with variable input rate, storing all values while retaining strict memory guarantees is not an option.

We apply a panning approach [7]. Here, we split S into a pre-determined amount of time frames with equal width. All values arriving within the same frame are pre-aggregated using γ . The resulting value now represents all values that arrived within the frame, enabling us store only one value rather than all incoming values. When the window is evaluated, the pre-aggregated values are aggregated once again. Pre-aggregation is possible for *homomorphic* functions γ^* . Most widely used aggregation functions such as *max*, *min*, *sum*, and *integral* are in fact homomorphic.

Window panning greatly reduces worst-case memory consumption for variable rate target streams. More details can be found in Section IV. Another concern for safety monitoring is the running time: If the computation takes too long, it might already be too late when the monitor detects the problem.

Although the running time for each stream expression in isolation can be bounded quite easily and is constant in the length of the trace, this is not the case of the number of stream instances due to parametrization.

Consider for example a parametrized stream counting the number of times one specific car picked up a customer off road:

```
input int CID

output int suspicious <int cid>
  invoke: CID
  extend: CID = cid
  := offRoadPickup[8h, count(cid), 0]
```

Here, the number of instances of `suspicious` depends on the number of different car ids in the trace, bounded by the domain of `int` or the number of cars in the fleet, whichever is less.

A large number of instances can have a significant impact on the runtime if each instance needs to be evaluated at the same time.

Note, however, that in this example the extend condition for the stream, `CID = cid`, indicates that only one instance can be extended at any time: If a new value $nCID$ of `CID` arrives, there can only be one instance of `suspicious` with parameter $cid = nCID$ that needs to be extended.

We say that a stream is *efficiently bound* if the extend condition is a positive boolean formula where the atoms are equality checks between parameter values and input streams. Extending efficiently bound streams does not depend on the number of active instances and, thus, has constant running time.

C. Evaluation Algorithm

The evaluation algorithm consists of two components, one running periodically and computing the value of fixed-rate streams, and one running sporadically whenever new input values arrive.

Algorithm 1: VARRATEEVALUATION

Input: Events e_i for Streams $s_i \in S \subseteq \text{InputStreams}$, Timestamp ts

Result: Trigger

```
1 begin
2   foreach  $s_i \in S$  do
3     extend  $s_i$  by value  $e_i$ ;
4     register  $e(s)$  in depending windows at time  $ts$ ;
5     foreach  $s \in \text{InvokedBy}(s_i)$  do
6       invoke  $s$  with parameter  $e_i$ ;
7   foreach  $s \in \text{EfficientStreams}$  do
8     if  $\exists x \in \text{Instances}(s)$  compatible with  $e$  then
9        $v$  = compute value for  $x$  with  $e$ ;
10      extend  $x$  by  $v$ ;
11      register  $v$  in depending windows at time  $ts$ ;
12      foreach  $s \in \text{InvokedBy}(s_i)$  do
13        invoke  $s$  with parameter  $v$ ;
14  return active triggers
```

Algorithm 1 outlines the variable-rate component. It is triggered whenever a new input arrives. First, the respective

input streams are extended and new values are added to all depending window instances. Note that this does not trigger the computation of the overall window value, but is local to a single interval. Then, streams which invoke stream were extended are identified and invoked. Afterwards, efficient streams are extended. As discussed before, the existential quantifier can be resolved efficiently by the efficient binding. Again, depending windows are notified and respective instances invoked. Note that efficient streams cannot be invoked by other efficient streams. As a result, one iteration over *EfficientStreams* suffices to cover all extended instances.

The last step identifies active triggers efficiently by only considering count- and exists-triggers while targets were invoked. For any-triggers only one instance per stream template and input even can be extended, rendering the check for active triggers efficient.

The running time of Algorithm 1 is very low, because

- (i) the number of invokes and extends in one execution is strictly limited,
- (ii) registering values in sliding windows only requires few arithmetic instructions, and
- (iii) the overhead induced by the loops in lines 5 and 12 can be greatly reduced by using clever book-keeping data structures.

Algorithm 2: FIXEDRATEEVALUATION

Input: Clock signal at time ts

Result: Trigger, Outputs

```

1 begin
2    $NewOutputs := \emptyset$ ;
3   fixpoint
4     foreach  $w \in Windows$  do
5       Compute latest value for  $w$  at time  $ts$ 
6     foreach  $s^\alpha$  with  $ext_s^\alpha[0] = true$  do
7        $v = \text{compute value for } s^\alpha$ ;
8       extend  $s^\alpha$  by  $v$ ;
9       register  $v$  in depending windows at time  $ts$ ;
10       $NewOutputs += (s^\alpha, v)$ ;
11      foreach  $s' \in \text{InvokedBy}(s)$  do
12        invoke  $s'$  with parameter  $v$ ;
13    foreach  $s^\alpha$  with  $ter_s^\alpha[0] = true$  do
14      terminate  $s$ 
15  return  $active\ triggers, NewOutputs$ 

```

Algorithm 2 describes the fixed-rate component. Here, the update of windows, extension, and invocation of streams is repeated until no further action is possible, i.e., a fixpoint is reached. This process keeps track of all extended streams and their values. Reaching a fixpoint triggers the deletion of all instances with an active termination condition. The last step returns all active triggers and newly computed output values.

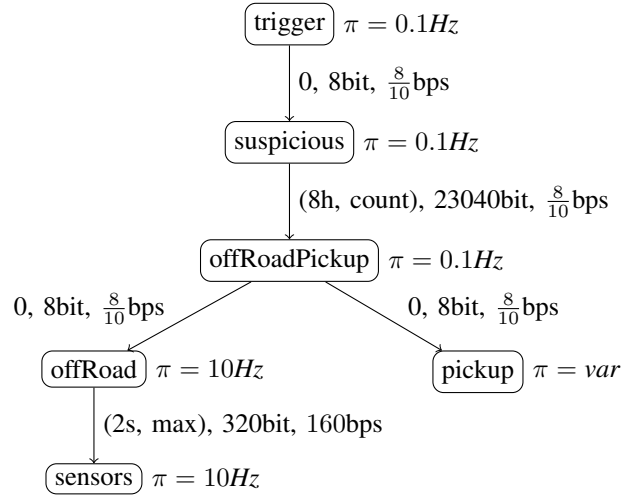


Fig. 2. An annotated dependency graph for the RTLOLA specification in Section ?? . The graph indicates the memory and bandwidth requirements of each output stream in the specification

IV. MEMORY ANALYSIS

A. Dependency graph

Let φ be a specification with input stream variables t_1, \dots, t_m and template stream variables s_1, \dots, s_n with invoke, extend and terminate stream inv_i, ext_i, ter_i , and stream expression e_i for $i \leq n$. An *annotated dependency graph* (ADG) is a directed graph $ADG_\varphi = (V, E, \pi, \lambda)$, where $V = \{t_1, \dots, t_m, s_1, \dots, s_n\}$ is a set of vertices each representing an input stream or a stream template variable, $E = \{(s_i, v) \mid v \in \{inv_i, ext_i, ter_i\} \vee e_i \text{ accesses } v\}$ a set of edges defining the dependencies between the different streams, $\pi : V \rightarrow \{var\} \cup \mathbb{N}$ a function that annotates each vertex with either *var* denoting stream with variable rates, or with a frequency in **Hz** for streams with fixed rates. We define *var* to be larger than any natural number. Finally, the function $\lambda : E \rightarrow (\Gamma \times \mathbb{N}) \cup \mathbb{N}$ that states whether the dependency of two stream is defined via a window with a duration in milliseconds and aggregation function $\gamma \in \Gamma$, or a discrete offset.

The annotation function λ is derived from the syntax of the specification. To compute the annotation π of vertices we use the following rules. Let $v \in V$:

- If v has a fixed rate C then $\pi(v) = C$.
- Otherwise, if $v = t_j$ for $j \leq m$ then $\pi(v) = var$, else if $v = s_j$ for $j \leq n$ then

$$\pi(v) = \max\{\pi(v') \mid (v, v') \in E\}$$

B. Computing memory requirements

We describe a concrete analysis method to derive tight memory requirements for a given RTLOLA specification. Memory bounds for discrete-time offsets can be computed as for LOLA [5]. We extend this algorithm with new computational rules to determine the memory bounds for real-time sliding window expressions. For each edge $e = (v, v')$ in the ADG we can determine how many values must be stored for the

computation of v using the following rules, where r is the duration of the sliding window:

$\lambda(e)$ $\pi(v')$	(γ, r)	(γ^*, r) , pane size = z
var	unbounded	$\max\{1, rz^{-1}\}$
yHz	yr	$\min\{rz^{-1}, ry\}$

If the aggregation function γ requires to store all values, such as *median*, and the target stream has a variable output rate, the required memory is unbounded. If the target is a fixed rate stream, and the duration of the sliding window is r , at most yr values can arrive, thus giving a bound on the required memory.

For efficient aggregation functions γ^* such as *sum*, *count*, or *average*, RTLOLA can use a *paning* approach presented earlier. Here, the real timeline is split into intervals of equal size z . All values arriving within the same interval are considered equal in terms of arrival time. The discretization allows for giving tight bounds on the required memory because all values within an interval can be pre-aggregated. As a result, a single value is sufficient to represent the whole interval. Thus, even if the input rate is unbounded, rz^{-1} pre-aggregated values are required. For a fixed rate input, if the rate of v is sufficiently low, it is possible to store all values and forego paning.

Lastly, let $\mu(v)$ be the values determined by the table above, and $\eta(v)$ the maximal number of instances of a stream, the upper bound for the memory consumption of a stream is $\sum_{v \in V} \mu(v)\eta(v)$.

C. Computing bandwidth requirements

For each output stream we can compute the needed bandwidth to transmit the values of the output stream to the central monitor. Hereby we make following case distinction. Let $e = (v, v') \in E$:

- if $\lambda(e) = (\gamma, r)$ then if v is computed with frequency x and v with frequency y , then the needed bandwidth to transmit v is

$$bandwidth(v') = \begin{cases} x \cdot sizeof(v') & \text{if } \frac{1}{x} \geq r \\ y \cdot sizeof(v') & \text{otherwise} \end{cases}$$

where $sizeof(v')$ is the size of the representation of the type of v' .

- if $\lambda(e) = r$ then if v is computed with frequency x and v with frequency y , then :

$$bandwidth(v') = \min\{x \cdot sizeof(v'), y \cdot sizeof(v')\}$$

Thus, as illustrated in Figure 2, we can compute the bandwidth requirements by analyzing the ADG.

V. CASE STUDY: UBER SCENARIO

We showcase the capabilities of RTLOLA by monitoring a fleet of autonomous robots with one central station coordinating the robots. The scenario is based on Uber¹, an on-demand




Fig. 3. Case Study setup with a single robot.

passenger transportation mediation service. Here, users select a nearby Uber driver and determine a pick-up and a drop-off location. The information is sent to the Uber server, which determines a price for the customer and a reward for the driver. It informs both parties about the deal and if both parties accept, the driver picks up the customer and drives them to their drop-off location.

Albeit this scenario does not feature robots but human drivers, it closely resembles a multi-robot system. Each robot greedily decides which jobs to accept or reject and is a black box to the server. Similarly, each Uber driver attempts to maximize their reward w.r.t. the resource consumption inclined by the ride.

There is, however, some insight into the system's internals such as its current position: Uber drivers are required to use the dedicated Uber app. Thus, the server can expect some

In this setup, multiple conflicts of interest arise. The passenger aims at traveling as cheap as possible, the driver attempts to maximize their earnings, while Uber needs to ensure quality of service. This includes the safety of passengers or convenience metrics such as waiting or travel time. Since Uber cannot force jobs upon drivers, the server needs to steer drivers passively, e.g. by in- or decreasing rewards for rides.

With this case study we will show that runtime monitoring with RTLOLA is a formidable choice to monitor anything from safety properties to quantitative quality of service properties.

Figure 3 shows the setup of the case study initially, when the first robot started working. Figure 4 shows a later point in time where all robots work concurrently. Figure 5 show the scenario after one robot deliberately drone off road.

A. Multi-Robot Demonstrator

In our scenario, 10 autonomously driving Pololu 3pi² robots with 2KB RAM constitute Uber drivers driving on a grid-like road network, as described in Section II. They are connected to a central station via a radio like with limited bandwidth. The central station offers jobs to the robots for rewards.

¹<http://www.uber.com>

²<https://www.pololu.com/product/975>




Fig. 4. Case Study setup with a several robot delivering customers.




Fig. 5. Case Study setup after a robot deliberately drove out of bounds.

B. Specification

We monitor the following five properties:

- (i) Any driver should move a minimum distance of 10km within an hour.
- (ii) Any driver should complete at least one job a day.
- (iii) A trip should not take unexpectedly long.
- (iv) No customer should have to wait more than 15 Minutes until they are picked up.
- (v) Following the motivating example from Section II, no driver should behave suspiciously.

Each isolated property is explained in more detail below. The full specification can be found in the appendix.

1) *Property (i)*: We compute the distance each car traveled in x and y direction by building the difference of their current position with their last position. If there is no last position, i.e., they just starting driving, then the current position is the default value such that the traveled distance is 0.

```
input double x, y

output double distanceTraveled<int cid>
  invoke: CID
  extend: cid = CID
  :=
  abs(x(cid)[0] - x(cid)[-1]?(x(cid)[0]))
  + abs(y(cid)[0] - y(cid)[-1]?(y(cid)[0]))
```

```
output double
  distanceDuringLastHour<int cid>
  invoke: CID
  extend: cid = CID
  := distanceTraveled(cid)[1h, sum]?0

trigger any(distanceDuringLastHour < 10)
```

2) *Property (ii)*: Stream `jobCompleted` indicates that the car with id `CID` completed a job. By counting the number of times the `jobCompleted` flag is raised for a specific car id, `dailyCompletedJobs` yields the number of jobs a car has completed within one day. If any car did not complete a single job, the trigger goes off.

```
input bool jobCompleted
input int CID

output int dailyCompletedJobs<int cid>
  invoke: CID
  extend: carCompletedJob
  := jobCompleted[24h, count(cid)]?0

trigger any(dailyCompletedJobs = 0)
```

C. Property (iii)

The expected traveling time for a ride is based on the Manhattan distance between the pick-up location (`puX, puY`) and the drop-off location (`doX, doY`).

The time actually required to complete the trip is the difference between the time of completion and time of pick-up, as expressed in `travelingTime`. The pick-up time is stored in a stream `pickUpTime`, which is extended exactly once, in the moment when the customer is picked up.

```
input bool jobCreation, jobCompleted,
  pickUp
input int JID
input double puX, puY, doX, doY

output double expTravelingTime<int jid>
  invoke: JID
  extend: jobCreation(jid)
  terminate: jobComplete(jid)
  := (abs(puX - doX) + abs(puY - doY))

output double pickUpTime <int jid>
  invoke: JID
  extend: pickUp(jid)
  terminate: jobComplete(jid)
  := ts

output double travelingTime<int jid>
  invoke: JID
  terminate: jobComplete(jid)
  := ts - pickUpTime(jid)[0]?t

trigger any(travelingTime >
  10.0 * expTravelingTime)
```

Note that, as opposed to the specifications before, the streams are parametrized over a job id. This allows us to specify termination conditions for stream instances: Whenever

a job is completed, we no longer need to store information about this job, thus all respective stream instances can be terminated.

D. Property (iv)

The waiting time of a customer starts when the respective job was created (`creationTime`) and ends as soon as the customer is picked up. Once again, streams can be terminated as soon as the stream values are no longer relevant, in this case as soon as the customer is picked up.

```
output double creationTime<int jid>
  invoke: JID
  extend: jobCreation(jid)
  terminate: jobComplete(jid)
  := ts

output double waitingTime<int jid>
  invoke: JID
  extend: true
  terminate: pickup(jid)
  := ts - creationTime(jid)
```

E. Property (v)

The last property refers to the running example in Section II. The resulting specification on the car has the `offRoad` flag as output, whereas the specification on the central station has these values as parametrized inputs.

```
input bool offRoad
input int CID
input bool pickup

output bool offRoadPickUp<int cid>: 0.1Hz
  invoke: CID
  extend: cid = CID
  := offRoad(cid) & pickup

output bool suspicious<int cid> :=
  invoke: CID
  extend: cid = CID
  := offRoadPickUp[8h, count]?0 > 5
```

F. Memory and Bandwidth Analysis

We analyze the memory and bandwidth requirements for the specification from Section II. The annotated dependency graph (TODO: ref) indicates that sending the sensor values immediately requires a bandwidth of 160bps, exceeding the available 100bps. By increasing the level within the graph, we need to transmit the values for `offRoad` and `pickup`, with a bandwidth requirement of 0.8bps reach. Thus, these values can be transmitted without loss of information. The memory consumption on the robot would be 328B. By further increasing the level, i.e., sending the values of `offRoadPickup`, the bandwidth requirement decreases to 0.8bps while the memory consumption on the robot increases by 8B. This is a welcome trade-off since a decrease in pressure on the communication module results in a lower chance for an error during transmission.

If it were impossible to perform any monitoring task on the robot due to additional program memory or RAM limitation, an additional communication module working on a different frequency can fix the problem: half of the robots use the old frequency while the other half switches to the new one. As a result, the bandwidth limitation for each robot increases to 200bps, allowing the robot to send all input sensor data to the central station without any additional processing.

VI. RELATED WORK

RTLOLA is based on its synchronous predecessor LOLA [5], [6], where all streams are synchronized via a global clock and the computation is performed in a single, centralized monitor, corresponding to its main application domain: monitor circuit implementations on synchronous hardware.

In the area of monitor specification languages, a series of works have investigated the monitoring of real-time properties. Many of these approaches are based on real-time variants of temporal logics [8]–[13]. Maler and Nickovic present a monitoring algorithm for properties written in signal temporal logic (STL) by reducing STL formulas via a boolean abstraction to formulas in the real-time logic MITL [14]. Building on the latter ideas, Donze et. al. present an algorithm for the monitoring of STL properties over continuous signals [15]. The algorithm computes the robustness degree in which a piecewise-continuous signal satisfies or violates an STL formula. Basin et. al. extend metric logics with parameterization [16]. A monitoring algorithm for the extension was implemented in the tool MonPoly [17]. MonPoly was introduced as a tool for monitoring usage-control policies. Another extension to metric dynamic logic was implemented in the tool Aerial [18]. However, most monitors generated from temporal logics are limited to Boolean verdicts.

Within stream-based monitoring approaches, two frameworks with expressive verdicts have been introduced in the *Copilot* framework [19] and with the tool *BeepBeep 3* [20]. *Copilot* is a stream-based dataflow language based on several declarative stream processing languages [5], [21]. From a specification in *Copilot*, constant space and constant time C programs implementing embedded monitors are generated. The *BeepBeep 3* tool uses an SQL-like language that is defined over streams of events. In addition to stream-processing, it contains operators such as slicing, where inputs can be separated into several different traces, and windowing where aggregations over a sliding window can be computed. However, both approaches assume a synchronous computation model, where all events arrive at a fixed rate and thus are limited to applications that have such an underlying model. A similar decoupling from variable input event rates via sliding windows and fixed rate clock streams has been raised in [22] within the context of temporal logics. Many works have considered approaches for the efficient evaluation of aggregations on sliding windows [7]. Basin et. al. present an algorithm for combining the elements of subsequences of a sliding window with an associative operator, which reuses the results of the subsequences in the evaluation of the next window [23].

On the application side, multi-robot systems with central task servers are a common paradigm, as shown in [1]–[3], [24]. Bandwidth restrictions as in our application have also been studied in several approaches for distributed wireless sensor systems [25], [26].

VII. CONCLUSION

We have presented a real-time monitoring framework for multi-robot systems that provides automatic guarantees on the memory and bandwidth consumption of the monitors. The specification language, RTLOLA, separates the description of the monitoring task from the code that implements the control functionality of the robots. As a result, the necessary computation can be allocated freely between the individual robots and the central server. Because the memory and bandwidth consumption of RTLOLA monitors can be computed in advance, this allocation can be optimized such that the network usage is minimized without exceeding the available memory on the robot.

Beyond the built-in guarantees for memory and bandwidth consumption, a key benefit of RTLOLA is that the monitoring requirements can be modified independently of the control functionality, and that new requirements can be added in a modular fashion, by adding further aggregations or combining previously computed streams towards new aggregates. In future work, we plan to consider further optimizations of the monitors, for example with respect to CPU load, and with respect to inter-robot, in addition to robot-server, communication.

Ultimately, it may be of interest to feed the aggregated monitoring results back into the control of the multi-robot system. For example, the central monitor of a robot taxi network might recognize, via real-time monitoring, that some geographic area is insufficiently covered with taxis, and might relocate individual taxis or offer global incentives, such as higher prices, in those areas until the coverage is again sufficient. In this way, a control framework based on real-time monitoring could integrate *local* control, which optimizes local rewards, such as the income generated by the individual taxi, with *global* control, which is based on the global view on the entire multi-robot system obtained through aggregation by the monitoring framework.

REFERENCES

- [1] R. Bogue, “Growth in e-commerce boosts innovation in the warehouse robot market,” *Industrial Robot: the international journal of robotics research and application*, vol. 43, no. 6, pp. 583–587, 2016.
- [2] E. Guizzo, “Three engineers, hundreds of robots, one warehouse,” *IEEE Spectrum*, vol. 45, pp. 26–34, July 2008.
- [3] M. Saska, V. Vonásek, J. Chudoba, J. Thomas, G. Loianno, and V. Kumar, “Swarm distribution and deployment for cooperative surveillance by micro-aerial vehicles,” *Journal of Intelligent & Robotic Systems*, vol. 84, pp. 469–492, Dec 2016.
- [4] R. Guy, B. Greenstein, J. Hicks, R. Kapur, R. Nithya, T. Schoellhammer, T. Stathopoulos, K. Weeks, K. Chang, L. Girod, and D. Estrin, “Experiences with the extensible sensing system ess,” 01 2006.
- [5] B. D’Angelo, S. Sankaranarayanan, C. Sánchez, W. Robinson, B. Finkbeiner, H. B. Sipma, S. Mehrotra, and Z. Manna, “Lola: Runtime monitoring of synchronous systems,” in *12th International Symposium on Temporal Representation and Reasoning (TIME’05)*, pp. 166–174, IEEE Computer Society Press, June 2005.
- [6] P. Faymonville, B. Finkbeiner, S. Schirmer, and H. Torfah, *A Stream-Based Specification Language for Network Monitoring*, pp. 152–168. Cham: Springer International Publishing, 2016.
- [7] J. Li, D. Maier, K. Tufté, V. Papadimos, and P. A. Tucker, “No pane, no gain: efficient evaluation of sliding-window aggregates over data streams,” *SIGMOD Record*, vol. 34, no. 1, pp. 39–44, 2005.
- [8] R. Alur and T. A. Henzinger, “Real-time logics: complexity and expressiveness,” in *[1990] Proceedings. Fifth Annual IEEE Symposium on Logic in Computer Science*, pp. 390–401, Jun 1990.
- [9] R. Koymans, “Specifying real-time properties with metric temporal logic,” *Real-Time Systems*, vol. 2, no. 4, pp. 255–299, 1990.
- [10] J.-F. Raskin and P.-Y. Schobbens, *Real-time logics: Fictitious clock as an abstraction of dense time*, pp. 165–182. Berlin, Heidelberg: Springer Berlin Heidelberg, 1997.
- [11] E. Harel, O. Lichtenstein, and A. Pnueli, “Explicit clock temporal logic,” in *Proceedings of the Fifth Annual Symposium on Logic in Computer Science (LICS ’90)*, Philadelphia, Pennsylvania, USA, June 4-7, 1990, pp. 402–413, IEEE Computer Society, 1990.
- [12] A. Donzé and O. Maler, “Robust satisfaction of temporal logic over real-valued signals,” in *Proceedings of the 8th International Conference on Formal Modeling and Analysis of Timed Systems, FORMATS’10*, (Berlin, Heidelberg), pp. 92–106, Springer-Verlag, 2010.
- [13] F. Jahanian and A. K. L. Mok, “Safety analysis of timing properties in real-time systems,” *IEEE Transactions on Software Engineering*, vol. SE-12, pp. 890–904, Sept 1986.
- [14] O. Maler and D. Nickovic, *Monitoring Temporal Properties of Continuous Signals*, pp. 152–166. Berlin, Heidelberg: Springer Berlin Heidelberg, 2004.
- [15] A. Donzé, T. Ferrère, and O. Maler, *Efficient Robust Monitoring for STL*, pp. 264–279. Berlin, Heidelberg: Springer Berlin Heidelberg, 2013.
- [16] D. A. Basin, F. Klaedtke, S. Müller, and E. Zălinescu, “Monitoring metric first-order temporal properties,” *J. ACM*, vol. 62, no. 2, pp. 15:1–15:45, 2015.
- [17] D. Basin, M. Harvan, F. Klaedtke, and E. Zălinescu, *MONPOLY: Monitoring Usage-Control Policies*, pp. 360–364. Berlin, Heidelberg: Springer Berlin Heidelberg, 2012.
- [18] D. Basin, D. Traytel, and S. Krsti, “Aerial: Almost event-rate independent algorithms for monitoring metric regular properties,” 2017.
- [19] L. Pike, A. Goodloe, R. Morisset, and S. Niller, *Copilot: A Hard Real-Time Runtime Monitor*, pp. 345–359. Berlin, Heidelberg: Springer Berlin Heidelberg, 2010.
- [20] S. Hallé, *When RV Meets CEP*, pp. 68–91. Cham: Springer International Publishing, 2016.
- [21] N. Halbwachs, P. Caspi, P. Raymond, and D. Pilaud, “The synchronous dataflow programming language lustre,” in *Proceedings of the IEEE*, pp. 1305–1320, 1991.
- [22] D. Basin, B. N. Bhatt, and D. Traytel, *Almost Event-Rate Independent Monitoring of Metric Temporal Logic*, pp. 94–112. Berlin, Heidelberg: Springer Berlin Heidelberg, 2017.
- [23] D. Basin, F. Klaedtke, and E. Zălinescu, “Greedily computing associative aggregations on sliding windows,” *Inf. Process. Lett.*, vol. 115, pp. 186–192, Feb. 2015.
- [24] I. Gavran, R. Majumdar, and I. Saha, “Antlab: A multi-robot task server,” *ACM Trans. Embedded Comput. Syst.*, vol. 16, no. 5, pp. 190:1–190:19, 2017.
- [25] H. Wang, D. Estrin, and L. Girod, “Preprocessing in a tiered sensor network for habitat monitoring,” *EURASIP J. Adv. Sig. Proc.*, vol. 2003, no. 4, pp. 392–401, 2003.
- [26] B. Greenstein, A. Pesterev, C. Mar, E. Kohler, J. Judy, S. Farshchi, and D. Estrin, “Collecting high-rate data over low-rate sensor network radios,” tech. rep., UCLA: Center for Embedded Network Sensing, 2007.