

Gaussian Mean Field Lattice Gas

Benedetto Scoppola

Dipartimento di Matematica

Università degli Studi di Roma “Tor Vergata”

Alessio Troiani

Dipartimento di Matematica e Informatica “Ulisse Dini”

Università degli Studi di Firenze

May 29, 2019

Abstract

We study rigorously a lattice gas version of the Sherrington-Kirkpatrick spin glass model. In discrete optimization literature this problem is known as Unconstrained Binary Quadratic Programming (UBQP) and it belongs to the class NP-hard. We prove that the fluctuations of the ground state energy tend to vanish in the thermodynamic limit, and we give a lower bound of such ground state energy. It emerges clearly that the average number of configurations such that the energy is below certain values receives the main contributions from non-typical realization of the disorder. Then we present an heuristic algorithm, based on a probabilistic cellular automaton, which seems to be able to find configurations very close to the minimum, even for quite large instances.

1 Introduction

In this paper we give some rigorous results about the ground state of the system described by the Hamiltonian

$$H(\eta) = \frac{1}{\sqrt{N}} \sum_{i,j=1}^N J_{ij} \eta_i \eta_j \quad (1)$$

where $\eta \in \{0, 1\}^N$, the coefficients J_{ij} are i.i.d. Gaussian random variables with mean 0 and variance 1, and the sum runs over all pairs i, j , giving a non vanishing contribution also for the terms J_{ii} .

Although the Hamiltonian (1) defined in terms of variables $\sigma \in \{-1, 1\}^N$ is one of system with the wider bibliography in theoretical physics of the last 40 years, under the name of Sherrington-Kirkpatrick (*SK*) model, its lattice-gas counterpart did not receive the same attention in mathematical physics literature: to the best of our knowledge only Russo in [1] studied a similar problem, adding to the Hamiltonian a term related to an external field h .

From the point of view of the combinatorial optimization, on the other side, the problems of finding the ground state of the system described in (1) in the cases $\eta \in \{0, 1\}^N$ and $\sigma \in \{-1, 1\}^N$ are both widely studied. They are both NP-hard problems, and hence they are polynomially equivalent, but they are known under different names: the search of the ground state of the $\{-1, 1\}$ SK system is equivalent, from an algorithmic point of view, to a max cut problem (see for instance Rinaldi et al in [2]). This can be stated in the following way: given a weighted complete graph with N vertices and edge weights $w_{ij} = -2J_{ij}$ (the self interaction terms $w_{ii} = -J_{ii}$ are in this case unessential), find the partition of the vertex set in two disjoint sets I_1 and I_2 such that $I_1 \cup I_2 = \{1, 2, \dots, N\}$ and the sum $-\sum_{i_1 \in I_1, i_2 \in I_2} w_{i_1, i_2}$ is maximum. The problem studied in this paper, in which $\eta \in \{0, 1\}^N$, is known in combinatorial optimization under the name *Unconstrained Binary Quadratic Programming* (UBQP) problem, and it corresponds to the search, in the same graph mentioned before, of the subset $I \subset \{1, 2, \dots, N\}$ such that $\sum_{i, j \in I} w_{ij}$ is maximum. The literature about this problem from a combinatorial point of view is huge, see for instance [5] and reference therein. In recent times Lasserre [4] has outlined that the two problems may be mapped one onto the other, and therefore many results (mainly upper and lower bounds on the minimum) on the max cut problem may be used in the context of the UBQP. However the UBQP introduced by Lasserre has also a linear term of the form $\sum_i c_i \eta_i$, which is clearly necessary in order to show the equivalence of the two problems. Since we are interested, in this paper, in the properties of the ground state as a random function of the realization of the J_{ij} , the extra linear term, that in this case would be dependent on the same random entries J_{ij} , seems to make the two problems, max cut and UBQP, not completely equivalent.

Our paper is organized as follows: in the first part we study from a theoretical point of view the UBQP problem in the gaussian case, and we show in Section 2 that, rescaling the minimum M of the Hamiltonian (1) as

$$\min_{\eta \in \{0, 1\}^N} H(\eta) := M := -mN$$

with $m > 0$, the fluctuations of m with respect to the disorder J_{ij} tend to zero in the thermodynamic limit. The techniques we use to achieve this result are mutuated from [3]. More precisely the result we prove can be stated as follows. Take a sequence of realizations of the disorder $J_{ij}^{(N)}$ indexed by the volume N . Define m_N by

$$\min_{\eta \in \{0,1\}^N} \frac{1}{\sqrt{N}} \sum_{i,j=1}^N J_{ij}^{(N)} \eta_i \eta_j = -m_N N \quad (2)$$

Then there exists a set of deterministic values \bar{m}_N such that m_N tends to \bar{m}_N almost surely. With this respect the system has features quite similar to the SK model.

In Section 3 we give two N -independent estimates of the value \bar{m} . With these estimates we are able to identify a range of values of m such that the expected value, with respect to the disorder J_{ij} , of the number of configurations with energy below $-mN$ is exponentially large in N , while the probability of finding one of them, once the disorder J_{ij} is fixed, is exponentially small in N . Hence we found a non negative random variable $\nu(m)$ that has a large expected value but at the same time it has a probability that $\nu(m) = 0$ very close to 1. This feature is due to the fact that the main contribution to the expected value of $\nu(m)$ is given by non-typical realizations of the disorder J_{IJ} . This fact emerges clearly from the proofs of our result.

In the second part of this paper, namely in Section 4, we present a parallel algorithm, inspired by the recent results on the Gibbs sampling of spin systems by means of Probabilistic Cellular Automata (see [6] [7] [8]) and we show that, according to the results obtained in the previous sections, it has very promising performances.

2 Small fluctuation of the minimum energy per particle

Consider the quantity M defined as above

$$M = \min_{\eta \in \{0,1\}^N} H(\eta)$$

and define $\Delta := M - E(M)$.

Theorem 2.1 *For a suitable constant $C > 0$ we have that*

$$P(|\Delta| > Nz) \leq e^{-CNz^2} \quad (3)$$

Proof:

We consider $P(\Delta > Nz)$. The evaluation of $P(\Delta < -Nz)$ is done in the same way.

By exponential Markov inequality we have that for all $t > 0$

$$P(\Delta > Nz) \leq e^{-tNz} E(e^{t\Delta}) \quad (4)$$

Following the arguments introduced in [3], we observe that each gaussian variable J_{ij} is distributed as the sum of K i.i.d. gaussian variables $J_{ij}^{(l)}$, $l = 1, \dots, K$, of average zero and variance $1/K$. We fix an order on the set of KN^2 gaussian variables obtained by this procedure and we label with a single index k each of them, that are therefore indicated as J_k . In this way to each k corresponds a pair of indices $i(k), j(k)$. With this notations we may rewrite the minimum M as

$$M = \min_{\eta} \frac{1}{\sqrt{N}} \sum_{k=1}^{KN^2} \eta_{i(k)} \eta_{j(k)} J_k \quad (5)$$

Denote now by $E_I(\cdot)$, with $I \subset \{1, 2, \dots, KN^2\}$, the expectation with respect to the J_k 's with $k \in I$. It is immediate to realize that

$$\Delta = M - E_{\{1\}}(M) + E_{\{1\}}(M) - E_{\{1,2\}}(M) + E_{\{1,2\}}(M) - E_{\{1,2,3\}}(M) + \dots - E(M)$$

Call $\Delta_i = E_{\{1,2,\dots,i-1\}}(M) - E_{\{1,2,\dots,i\}}(M)$. Clearly $\Delta = \sum_i \Delta_i$ and hence $e^{t\Delta} = \prod_{i=1}^{KN^2} e^{t\Delta_i}$. We have then

$$E(e^{t\Delta}) = E\left(\prod_{i=1}^{KN^2} e^{t\Delta_i}\right)$$

We want now give an estimate of this expression iteratively, showing that

$$E\left(\prod_{i=l}^{KN^2} e^{t\Delta_i}\right) \leq E\left(\prod_{i=l+1}^{KN^2} e^{t\Delta_i}\right) L(K, N)$$

with $L(K, N) \leq e^{\frac{Ct^2}{NK}}$ for K large enough.

For this purpose, we write

$$E\left(\prod_{i=l}^{KN^2} e^{t\Delta_i}\right) = E\left(\left(\prod_{i=l+1}^{KN^2} e^{t\Delta_i}\right) e^{t\Delta_l}\right) =$$

$$= E_{\{l+1, \dots, KN^2\}} \left(\left(\prod_{i=l+1}^{KN^2} e^{t\Delta_i} \right) E_{\{l\}}(e^{t\Delta_l}) \right)$$

Hence we have to consider

$$E_{\{l\}}(e^{t\Delta_l}) = 1 + \frac{t^2}{2} E_{\{l\}}(\Delta_l^2) + R_3(\Delta_l) \quad (6)$$

where

$$R_3(\Delta_l) = \frac{\tilde{t}^3}{3!} E_{\{l\}} \left(e^{\tilde{t}\Delta_l} \Delta_l^3 \right) \quad 0 \leq \tilde{t} \leq t$$

and we have used the fact that $E_{\{l\}}(\Delta_l) = 0$.

In order to evaluate (6) it is useful to compare the minimum M defined in (5) with the quantity

$$\widetilde{M}_l = \min_{\eta} \widetilde{H}_l(\eta) = \min_{\eta} \frac{1}{\sqrt{N}} \sum_{k \neq l} \eta_{i(k)} \eta_{j(k)} J_k \quad (7)$$

i.e., the minimum of the quadratic form obtained by neglecting the Gaussian random variable J_l . We prove the following result.

Lemma (estimate of $|M - \widetilde{M}_l|$).

$$\sqrt{N} |M - \widetilde{M}_l| \leq |J_l| \quad (8)$$

Proof. We first fix some notations. Let us call $\bar{\eta}$ the configuration such that $H(\bar{\eta}) = M$, and $\tilde{\eta}$ the configuration such that $\widetilde{H}_l(\tilde{\eta}) = \widetilde{M}_l$. Moreover, we will say that $n \in \eta$ if $\eta_{i(n), j(n)} = 1$, and we will call

$$D = \sum_{k \neq l} \bar{\eta}_{i(k)} \bar{\eta}_{j(k)} J_k - \sum_{k \neq l} \tilde{\eta}_{i(k)} \tilde{\eta}_{j(k)} J_k$$

The proof of the lemma can be done considering four possible cases

Case 1: $l \notin \bar{\eta}$, $l \notin \tilde{\eta}$

In this case

$$\sqrt{N} M = \sum_{k \neq l} \bar{\eta}_{i(k)} \bar{\eta}_{j(k)} J_k, \quad \sqrt{N} \widetilde{M}_l = \sum_{k \neq l} \tilde{\eta}_{i(k)} \tilde{\eta}_{j(k)} J_k$$

Hence it has to be $M = \widetilde{M}_l$, which implies (8).

Case 2: $l \in \bar{\eta}$, $l \in \tilde{\eta}$

In this case

$$\sqrt{N}M = \sum_{k \neq l} \bar{\eta}_{i(k)} \bar{\eta}_{j(k)} J_k + J_l, \quad \sqrt{N}\widetilde{M}_l = \sum_{k \neq l} \tilde{\eta}_{i(k)} \tilde{\eta}_{j(k)} J_k$$

In order to realize the minimum in M and in \widetilde{M}_l it has to be true that $D = 0$ and therefore $\sqrt{N}M = \sqrt{N}\widetilde{M}_l + J_l$, which implies (8).

Case 3: $l \in \bar{\eta}$, $l \notin \tilde{\eta}$

In this case

$$\sqrt{N}M = \sum_{k \neq l} \bar{\eta}_{i(k)} \bar{\eta}_{j(k)} J_k + J_l, \quad \sqrt{N}\widetilde{M}_l = \sum_{k \neq l} \tilde{\eta}_{i(k)} \tilde{\eta}_{j(k)} J_k$$

Since $\bar{\eta} \neq \tilde{\eta}$ it has to be true that $D > 0$, because it is convenient to switch from $\bar{\eta}$ to $\tilde{\eta}$ in order to minimize \widetilde{M}_l . Moreover it must be $J_l < 0$ and $|J_l| > D$, because it is necessary that $M < \widetilde{M}_l$. Hence $\sqrt{N}M - \sqrt{N}\widetilde{M}_l = D + J_l$, which implies (8).

Case 4: $l \notin \bar{\eta}$, $l \in \tilde{\eta}$

In this case

$$\sqrt{N}M = \sum_{k \neq l} \bar{\eta}_{i(k)} \bar{\eta}_{j(k)} J_k, \quad \sqrt{N}\widetilde{M}_l = \sum_{k \neq l} \tilde{\eta}_{i(k)} \tilde{\eta}_{j(k)} J_k$$

Again, in order to realize the minimum in M and in \widetilde{M}_l it has to be true that $D > 0$, because it is convenient to switch from $\bar{\eta}$ to $\tilde{\eta}$ in order to minimize \widetilde{M}_l . In this case, however, $J_l > D$, because in the opposite case it would be convenient to put $\bar{\eta} = \tilde{\eta}$ in order to minimize M . Since in this case $\sqrt{N}M - \sqrt{N}\widetilde{M}_l = D$, $J_l > D$ implies (8), and the Lemma is proven.

We can now use the lemma in order to evaluate $E_{\{l\}}(\Delta_l^2)$. We have, indeed

$$\begin{aligned} |\Delta_l| &= |E_{\{1,2,\dots,l-1\}}(M) - E_{\{1,2,\dots,l\}}(M)| = \\ &= |E_{\{1,2,\dots,l-1\}}(M - \widetilde{M}_l) - E_{\{1,2,\dots,l\}}(M - \widetilde{M}_l)| \end{aligned} \quad (9)$$

The second line is due to the linearity of the expected value and to the fact that $E_{\{1,2,\dots,l\}}(\widetilde{M}_l) = E_{\{1,2,\dots,l-1\}}(\widetilde{M}_l)$, since \widetilde{M}_l does not depend on J_l . We have then

$$\begin{aligned} E_{\{l\}}(\Delta_l^2) &= E_{\{l\}} \left[(E_{\{1,2,\dots,l-1\}}(M - \widetilde{M}_l) - E_{\{1,2,\dots,l\}}(M - \widetilde{M}_l))^2 \right] \leq \\ &\leq 2E_{\{l\}} \left[E_{\{1,2,\dots,l-1\}}^2(|M - \widetilde{M}_l|) + E_{\{1,2,\dots,l\}}^2(|M - \widetilde{M}_l|) \right] \leq \end{aligned}$$

$$\leq \frac{2}{N} [E_{\{l\}}(|J_l|^2) + E_{\{l\}}^2(|J_l|)] \leq \frac{C}{NK}$$

for a suitable constant C , where in the last line we used the lemma above and the fact that the variance of J_l is $\frac{1}{K}$.

For the term $R_3(\Delta_l)$, using again the lemma above together with (9) and $0 \leq \tilde{t} \leq t$, the following inequalities hold,

$$R_3(\Delta_l) = \frac{\tilde{t}^3}{3!} E_{\{l\}} \left(e^{i\Delta_l} |\Delta_l^3| \right) \leq \frac{t^3}{3!} E_{\{l\}} \left(e^{t|\Delta_l|} |\Delta_l^3| \right) \leq \frac{Ct^3}{3!N^{3/2}} E_{\{l\}} \left(e^{ct|J_l|/\sqrt{N}} |J_l^3| \right)$$

With C and c suitable constants. Computing the expectation, recalling that the variance of J_l is $\frac{1}{K}$, yields

$$R_3(\Delta_l) \leq \frac{Ct^3}{3!(NK)^{3/2}} e^{\frac{ct^2}{KN}}$$

These two results allow us to bound (6)

$$E_{\{l\}}(e^{t\Delta_l}) = 1 + \frac{t^2}{2} E_{\{l\}}(\Delta_l^2) + R_3(\Delta_l) \leq 1 + \frac{C_1 t^2}{2NK} + \frac{C_2 t^3}{3!(NK)^{3/2}} e^{\frac{ct^2}{NK}} \leq e^{\frac{Ct^2}{NK}} \quad (10)$$

for suitable constants C_1, C_2 and C , and for K large enough.

Thanks to these results we get, iterating on all slices,

$$E(e^{t\Delta}) \leq \left(e^{\frac{Ct^2}{NK}} \right)^{N^2 K} \leq e^{C N t^2}$$

and hence we get that for all $t > 0$

$$P(\Delta > Nz) \leq e^{-tNz} e^{C N t^2}. \quad (11)$$

Choosing $t = \frac{z}{2C}$ in (11) we get

$$P(\Delta > Nz) \leq e^{-N \frac{z^2}{4C}} \quad (12)$$

which completes the proof of the theorem.

3 Lower estimates of the ground state.

Consider the Hamiltonian defined in (1) and call $\nu(m)$ the random variable (in the probability space of the variables J_{ij}) expressing the number of configurations η

such that $H(\eta) < -mN$. Denote moreover as $\nu(m, \alpha)$ the number of configurations η such that $\sum_i \eta_i := |\eta| = \alpha N$ and $H(\eta) < -mN$. Note that the possible values of α are $\alpha \in A$ with $A = \{0, \frac{1}{N}, \frac{2}{N}, \dots, 1\}$. Since the variables J_{ij} are independent, it is easy to see that, denoting by $E(\cdot)$ the expected value with respect to the distribution of the J_{ij} ,

$$E(\nu(m, \alpha)) = \binom{N}{\alpha N} \frac{1}{\sqrt{2\pi N}} \int_{-\infty}^{-mN} e^{-\frac{x^2}{2\alpha^2 N}} dx \quad (13)$$

and therefore

$$E(\nu(m)) = \sum_{\alpha \in A} \binom{N}{\alpha N} \frac{1}{\sqrt{2\pi N}} \int_{-\infty}^{-mN} e^{-\frac{x^2}{2\alpha^2 N}} dx \quad (14)$$

Now we introduce the following notation: given two functions $f(N)$ and $g(N)$ we say that f and g are *logarithmically equivalent*, and we write $f \sim g$ if

$$\lim_{N \rightarrow \infty} \frac{1}{N} \log f(N) = \lim_{N \rightarrow \infty} \frac{1}{N} \log g(N) \quad (15)$$

Using the well known results

$$\binom{N}{\alpha N} \sim e^{NI(\alpha)} \quad (16)$$

with

$$I(\alpha) = -\alpha \ln \alpha - (1 - \alpha) \ln(1 - \alpha),$$

and

$$\int_{-\infty}^{-mN} e^{-\frac{x^2}{2\alpha^2 N}} dx \sim e^{-\frac{Nm^2}{2\alpha^2}}$$

and the saddle point method, we easily get

$$E(\nu(m)) \sim \max_{\alpha \in [0,1]} e^{N(I(\alpha) - \frac{Nm^2}{2\alpha^2})} := \max_{\alpha \in [0,1]} e^{NF(\alpha, m)} \quad (17)$$

Standard numerical evaluations show that for $m > \bar{m} = .801$ $F(\alpha, \bar{m}) < 0 \forall \alpha$. For $m = \bar{m}$, $F(\bar{\alpha}, \bar{m}) = 0$ for $\alpha = \bar{\alpha} = .788$, while $F(\alpha, \bar{m}) < 0 \forall \alpha \neq \bar{\alpha}$. Finally, there exists a set of value of α such that $F(\alpha, m) > 0$ for all $m < \bar{m}$. Using that $1 - P(n = 0) < E(n)$, holding for non negative integer random variables n , the

results mentioned above show that for $m > \bar{m}$ we have $P(\exists \eta : H(\eta) < -mN) \sim e^{-c_1(m)N}$ for some $c_1(m) > 0$. However this does not give us indication on the set of values m such that $P(\exists \eta : H(\eta) < -mN)$ is exponentially close to 1. Numerical computations, that are exact evaluations for $N \leq 150$ and heuristic estimates for larger N , see Section 4 below, show that the critical value of m such that it starts to appear some configuration with $H(\eta) < -mN$ is around the value $m = .42$, and such configurations have typically $\alpha = .62$. Hence, our lower bound of the minimum energy of the system is quite rough.

The reason of this inaccuracy is due to the fact that, although the computation of $E(\nu(m))$ is an exact evaluation, we can use it as a rough estimate in the direct evaluation of the quantity

$$P_0(m) := P(\nu(m) = 0)$$

Indeed

$$P_0(m) = 1 - P(\cup_{\eta} \{H(\eta) < -mN\}) \geq 1 - \sum_{\eta} P(H(\eta) < -mN) \quad (18)$$

and $\sum_{\eta} P(H(\eta) < -mN)$ is exactly the quantity we evaluated above. Here it is clear that using $E(\nu(m))$ in order to evaluate $P_0(m)$ we are pretending that the probability of a union of events (that are far to be disjoint!) is equal to the sum of the probabilities of the events. This is indeed the reason why the estimate is quite rough. Unfortunately it does not seem that the use of Bonferoni-kind inequalities is of some help.

It is not difficult, however, to improve the estimate above by taking into account the correlation between the J_{ij} selected by η and the rest of them. Let us call $\mathbf{1}$ the configuration η such that $\eta_i = 1 \ \forall i$. Clearly $H(\mathbf{1}) = \frac{1}{\sqrt{N}} \sum_{i,j} J_{ij}$. We can write, for fixed values of m, α and for $0 < \gamma < \frac{1}{2}$

$$\begin{aligned} & P\left(\nu(m, \alpha) = 0, |H(\mathbf{1})| \leq N^{\frac{1}{2}+\gamma}\right) = \\ & = P(|H(\mathbf{1})| \leq N^{\frac{1}{2}+\gamma}) - \sum_{n=1}^{\infty} P\left(\nu(m, \alpha) = n, |H(\mathbf{1})| \leq N^{\frac{1}{2}+\gamma}\right) = \\ & 1 - P(|H(\mathbf{1})| > N^{\frac{1}{2}+\gamma}) - P\left(\bigcup_{|\eta|=\alpha N} H(\eta) < -mN, |H(\mathbf{1})| \leq N^{\frac{1}{2}+\gamma}\right) \end{aligned}$$

where we used the fact that different values of $\nu(m, \alpha)$ are disjoint events. Hence we have

$$P(\nu(m, \alpha) = 0) \geq P\left(\nu(m, \alpha) = 0, |H(\mathbf{1})| \leq N^{\frac{1}{2}+\gamma}\right) \geq$$

$$\begin{aligned}
&\geq 1 - P(|H(\mathbf{1})| > N^{\frac{1}{2}+\gamma}) - P\left(\bigcup_{|\eta|=\alpha N} H(\eta) < -mN, |H(\mathbf{1})| \leq N^{\frac{1}{2}+\gamma}\right) \geq \\
&\geq 1 - P(|H(\mathbf{1})| > N^{\frac{1}{2}+\gamma}) - \sum_{|\eta|=\alpha N} P\left(H(\eta) < -mN, |H(\mathbf{1})| \leq N^{\frac{1}{2}+\gamma}\right) = \\
&= 1 - P(|H(\mathbf{1})| > N^{\frac{1}{2}+\gamma}) - \binom{N}{\alpha N} P\left(H(\eta_\alpha) < -mN, |H(\mathbf{1})| \leq N^{\frac{1}{2}+\gamma}\right) \quad (19)
\end{aligned}$$

Where η_α is the configuration such that $\eta_{\alpha,i} = 1$ for $i = 1, \dots, \alpha N$ and $\eta_{\alpha,i} = 0$ otherwise. Here we use the fact that $P\left(H(\eta) < -mN, |H(\mathbf{1})| \leq N^{\frac{1}{2}+\gamma}\right)$ does not depend on the choice of η , but only on its cardinality $|\eta|$. We then evaluate

$$P(|H(\mathbf{1})| > N^{\frac{1}{2}+\gamma}) = 2 \frac{1}{\sqrt{2\pi N}} \int_{N^{\frac{1}{2}+\gamma}}^{\infty} e^{-\frac{x^2}{2N}} dx \sim 0 \quad (20)$$

and

$$\begin{aligned}
&P\left(H(\eta) < -mN, |H(\mathbf{1})| \leq N^{\frac{1}{2}+\gamma}\right) = \\
&= \frac{1}{\sqrt{2\pi\alpha^2 N}} \frac{1}{\sqrt{2\pi(1-\alpha^2)N}} \int_{-\infty}^{-mN} dx \int_{-N^{\frac{1}{2}+\gamma}-x}^{N^{\frac{1}{2}+\gamma}-x} dy e^{-\frac{x^2}{2\alpha^2 N}} e^{-\frac{y^2}{2(1-\alpha^2)N}} \sim \\
&\int_{-\infty}^{-mN} dx e^{-\frac{x^2}{2\alpha^2(1-\alpha^2)N} + \frac{2xN^{\frac{1}{2}+\gamma} - N^{1+2\gamma}}{2(1-\alpha^2)N}} \sim e^{-N \frac{m^2}{2\alpha^2(1-\alpha^2)}} \quad (21)
\end{aligned}$$

putting (20) and (21) in (19) and exploiting (16) we obtain

$$P(\nu(m, \alpha) = 0) \geq 1 - G(m, \alpha) \quad (22)$$

with

$$G(m, \alpha) \sim +e^{N\left(I(\alpha) - \frac{m^2}{2\alpha^2(1-\alpha^2)}\right)} \quad (23)$$

Call $F_1(m, \alpha) := I(\alpha) - \frac{m^2}{2\alpha^2(1-\alpha^2)}$. Again, standard numerical evaluations show that for $m > \bar{m} = .562$ $F_1(\alpha, \bar{m}) < 0 \forall \alpha$. For $m = \bar{m}$, $F_1(\bar{\alpha}, \bar{m}) = 0$ for $\alpha = \bar{\alpha} = .644$, while $F_1(\alpha, \bar{m}) < 0 \forall \alpha \neq \bar{\alpha}$. Finally, there exists a set of value of α such that $F_1(\alpha, m) > 0$ for all $m < \bar{m}$.

We have proved, therefore, that for $.562 < m < .801$ the system is in a regime in which the probability to have some configuration η such that $H(\eta) < -mN$

is exponentially small in N , while the average value of configurations η such that $H(\eta) < -mN$ is exponentially large in N . This circumstance outlines a particular feature of disordered systems: it happens often that in order to evaluate the average of some quantity with respect to the realization of the disorder, non typical configurations (in our case, configuration with large $H(\mathbf{1})$) give the leading contribution to such averages. Note that $\bar{m} = .562$ is an upper bound uniform in N of the value of m_N defined in (2).

4 A PCA based algorithm to find the minima of H

In this section we introduce a heuristic algorithm, referred to as PCA (\mathcal{C}), to find the minima of the Hamiltonian $H(\eta)$ defined in (1) and, more generally, to deal with the Unconstrained Binary Quadratic Programming whose objective is to determine

$$\min_{\eta} \eta^T J \eta \quad (24)$$

where $\eta \in \{0, 1\}^N$ and J is a constant $N \times N$ real matrix.

Note that, if instead of J , we consider the symmetric matrix $J' = \frac{J+J^T}{2}$, the value of (24) (and of (1)) does not change.

Our algorithm consists in a Probabilistic Cellular Automaton defined on the space $\{0, 1\}^N$, that is a Markov Chain $(X_n)_{n \in \mathbb{N}}$ whose transition probabilities are such that $P\{X_n = \tau | X_{n-1} = \eta\} = \prod_{i=1}^N P\{(X_n)_i = \tau_i | X_{n-1} = \eta\}$. In other words, a PCA is a Markov Chain for which, at each step, each component of the “configuration” is updated independently from all the others. From a computational point of view, a Markov Chain as such is particularly interesting since the simulation of its evolution is well adapted to be executed on (massively) parallel processors (GPUs).

If the Markov Chain we defined had an equilibrium distribution concentrated on those configurations where the minimal values of the Hamiltonian function H defined in (1) are attained, then letting the system evolve for a sufficiently long time would result in a high probability of reaching some configuration η for which $H(\eta)$ is close to $H(\eta^*)$ where η^* is the minimizer of H .

For this purpose, we introduce the following (Hamiltonian) function, defined on

pairs of configurations,

$$H(\eta, \tau) = \beta \sum_i h_i(\eta) \tau_i + q \sum_i [\eta_i(1 - \tau_i) + \tau_i(1 - \eta_i)] \quad (25)$$

where $h_i(\eta) = \frac{1}{\sqrt{N}} \sum_j J_{ij} \eta_j$, β is the inverse temperature, q is a positive constant representing an inertial term and $J = \frac{L+L^T}{2}$ with $L_{i,j}$ Gaussian random variables with mean 0 and variance 1. We define the (time homogeneous) transition matrix as

$$P_{\eta, \tau} = \frac{e^{-H(\eta, \tau)}}{\sum_{\tau} e^{-H(\eta, \tau)}} \quad (26)$$

and let the system evolve according to (26).

Note that $H(\eta, \eta) = \beta H(\eta)$. Further note that, because of the symmetry of J , the transition probabilities defined in (26) satisfy

$$\frac{\sum_{\tau} e^{-H(\eta, \tau)}}{\sum_{\eta, \tau} e^{-H(\eta, \tau)}} P_{\eta, \tau} = P_{\tau, \eta} \frac{\sum_{\eta} e^{-H(\eta, \tau)}}{\sum_{\eta, \tau} e^{-H(\eta, \tau)}} \quad (27)$$

and, therefore,

$$\pi(\eta) = \frac{\sum_{\tau} e^{-H(\eta, \tau)}}{\sum_{\eta, \tau} e^{-H(\eta, \tau)}} \quad (28)$$

is the (reversible) equilibrium measure of the Markov Chain.

The transition matrix (26) can be rewritten in the form

$$P_{\eta, \tau} = \prod_i \frac{e^{-\beta h_i(\eta) \tau_i - q[\eta_i(1 - \tau_i) + \tau_i(1 - \eta_i)]}}{Z_i} \quad (29)$$

for appropriate normalization constants $(Z_i)_{i=1, \dots, N}$, from which it is immediate to see that, given η , the probability that τ_i takes value 0 or 1 does not depend on τ_j for all pairs (i, j) and, therefore, our Markov Chain is indeed a PCA.

In particular, for $i = 1, \dots, N$ we have

$$P(\tau_i = 1 | \eta) = \frac{e^{-\beta h_i(\eta) - q\eta_i}}{Z_i} \quad (30)$$

and

$$P(\tau_i = 0 | \eta) = \frac{e^{-q(1 - \eta_i)}}{Z_i} \quad (31)$$

where $Z_i = e^{-\beta h_i + q \eta_i} + e^{q(1-\eta_i)}$.

As a consequence, the probability $P(\tau_i = \cdot | \eta)$ can be computed independently from $P(\tau_j = \cdot | \eta)$ for all i, j and, in principle, each of this probabilities could be effectively evaluated on a dedicated processor core.

Unfortunately, we do not have a detailed knowledge of the probability distribution in (28). However, the rationale behind the introduction of this algorithm relies on the observation that, if q is large, the weight of the terms where $\eta \neq \tau$ only give a small contribution to the probability measure (28) and, thus, it is reasonable to expect that, for q big enough,

$$\pi(\eta) = \frac{\sum_{\tau} e^{-H(\eta, \tau)}}{\sum_{\eta, \tau} e^{-H(\eta, \tau)}} \approx \frac{e^{-H(\eta, \eta)}}{\sum_{\eta} e^{-H(\eta, \eta)}} = \frac{e^{-\beta H(\eta)}}{\sum_{\eta} e^{-\beta H(\eta)}} = \pi_G(\eta) \quad (32)$$

that is, the equilibrium measure $\pi(\eta)$, can be thought to be close to the Gibbs measure $\pi_G(\eta)$ which, at low temperatures (i.e., when β is large), is concentrated on those configurations where the minimal values of H are attained. Therefore, a proper choice of the parameters β and q should let our PCA visit, with high probability, the minimizers of H .

In [7], the argument presented above has been made precise and, in particular, it has been proven that in the high temperature regime (that is, when β is small) if the thermodynamics limit $N \rightarrow \infty$ is considered, the measure (28) tends to the Gibbs measure as q goes to ∞ . Moreover, in [8], it has been proven that, for a certain class of models, the same claim holds for every value of β .

As an additional motivation behind the introduction of a PCA to tackle the problem of finding the minima of a quadratic form in $\{0, 1\}^N$, is the fact that the implementation of a collective dynamics has already been proven to be very effective to face a related problem, namely the Clique Problem [6], [9].

4.1 Behavior of the minima of H

We used the PCA algorithm described above to collect some statistics on m_N and α_N (the proportion of 1's in the configuration of minimal energy when the system size is N) as functions of N . Namely, we estimated $\mathbb{E}[m_N]$ and $\text{Var}(m_N)$ and computed the average of α_N for values of N ranging from 1 to 500.

In order to obtain some confidence on our estimates, we performed multiple independent runs of our algorithm on each randomly generated instance and kept only those results for which the multiple runs found the same minimizer.

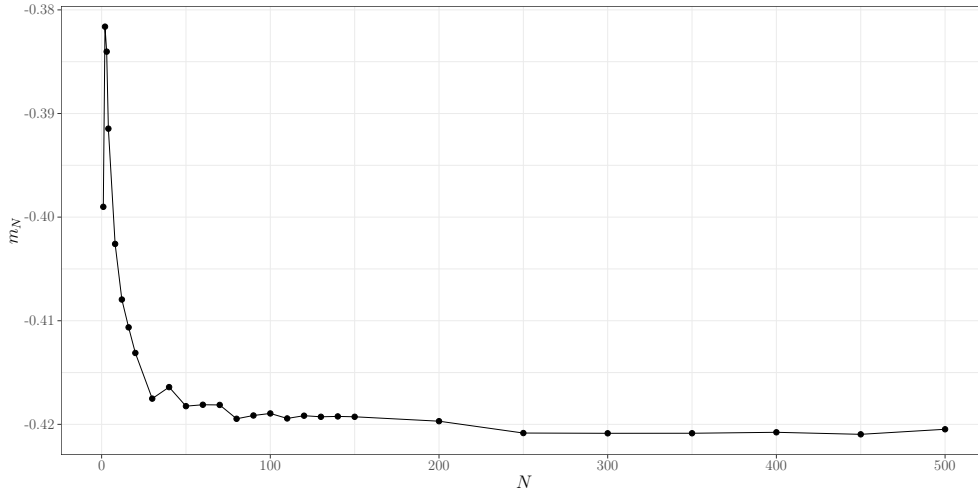


Figure 1: The estimated m_N as a function of N

Clearly, this procedure does not guarantee that the algorithm has reached a minimizer of H , nevertheless we expect the statistics collected in this way to be quite reliable.

For instances of size up to 20 the minima are found by direct inspection.

For instances of size $N \leq 150$ we were able to compare, for some of the tested instances, the heuristic minima obtained with our algorithm with the exact minima obtained with the SDP based Branch & Bound algorithm developed by Rendl, Rinaldi and Wiegele [10] and we found that the heuristic minima coincided with the exact ones.

The results obtained are summarized in Table 1 and in Figures 1, 2 and 3.

Our simulations show quite clearly that m_N and α_N settle very rapidly to values around .42 and .62 respectively. Therefore, we expect that m_N and α_N actually have limits m and α and that these limits are indeed close to .42 and .62.

From the simulations it is also possible to see that the variance of m_N decreases quite quickly in N in accordance with the findings of theorem 2.1.

4.2 Numerical results

In this section we present some preliminary numerical results obtained with the algorithm (\mathcal{C}) introduced above.

N	m_N	$\text{Var}(m_N)$	α
1	-0.39900688	0.34193425	0.49994000
2	-0.38161935	0.15364853	0.57131000
3	-0.38402868	0.09750664	0.60694000
4	-0.39146143	0.07034040	0.62267500
8	-0.40258731	0.03120213	0.62908000
12	-0.40795292	0.01983398	0.62835333
16	-0.41063769	0.01467275	0.62776750
20	-0.41311072	0.01144546	0.62769050
30	-0.41751744	0.00745522	0.62812333
40	-0.41640474	0.00549822	0.62587500
50	-0.41824325	0.00432999	0.62638600
60	-0.41810818	0.00353408	0.62542833
70	-0.41812609	0.00312537	0.62521143
80	-0.41946192	0.00277294	0.62507500
90	-0.41914527	0.00242012	0.62542778
100	-0.41894795	0.00214175	0.62515400
110	-0.41942923	0.00194858	0.62508909
120	-0.41916496	0.00178374	0.62458333
130	-0.41926967	0.00162928	0.62428462
140	-0.41923424	0.00153119	0.62395000
150	-0.41926961	0.00135212	0.62465267
200	-0.41969536	0.00108424	0.62409500
250	-0.42083938	0.00088238	0.62418800
300	-0.42086376	0.00062833	0.62424667
350	-0.42085872	0.00061472	0.62430286
400	-0.42076682	0.00052816	0.62430500
450	-0.42096274	0.00044608	0.62430222
500	-0.42047454	0.00041183	0.62430400

Table 1: Estimates of m_N , $\text{Var}(m_N)$ and α_N for values of N between 1 and 500

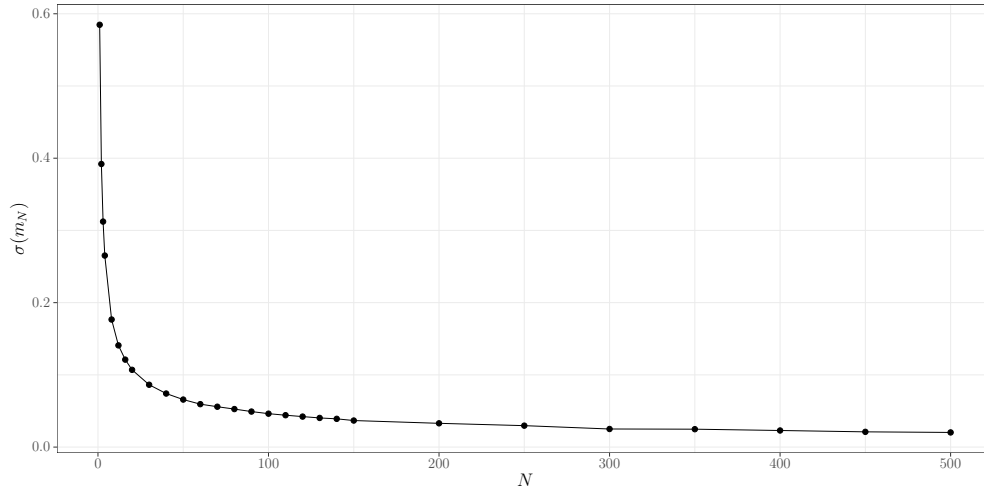


Figure 2: The estimated standard deviation of m_N as a function of N

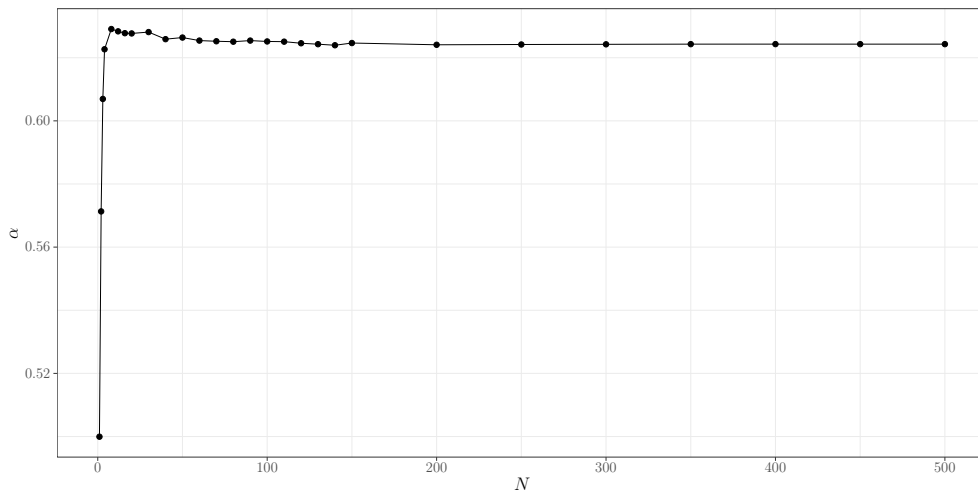


Figure 3: The estimated α_N as a function of N

To assess the performances of the PCA algorithm (\mathcal{C}), we compared the results with those obtained with a simple deterministic greedy algorithm (\mathcal{G}) and a Metropolis algorithm (\mathcal{M}). The latter is a well established choice to address an optimization problem through a Markov Chain Monte Carlo (MCMC). Both algorithms are described below.

We stress that the analysis we performed is far to be exhaustive. In particular, determining the optimal values for the parameters β and q appears to be a challenging task. This is due to the two-dimensional nature of the space of parameters (β and q) and to the fact that we do not have a detailed characterization of the “energy” landscape induced by the transition probabilities (26). We plan to perform a more detailed investigation of this “energy” landscape in a future work.

However, from our analysis, the algorithm seems to be quite robust and produces good results even if its parameters are not perfectly “tuned”.

4.2.1 A greedy algorithm

The algorithm starts by choosing $\eta_0 = [0, \dots, 0]$ as initial configuration. The solution is built by considering a sequence of configurations of increasing cardinality such that $|\eta_n| = n$ (that is configuration η_n has n components equal to 1 and $N - n$ equal to 0). Let η_n^i be the configuration obtained from η_n by setting to 1 its i -component. Then $\eta_{n+1} = \arg \min_i H(\eta_n^i) - H(\eta_n)$. If $H(\eta_n^i) < H(\eta_n)$ the algorithm is allowed a further step, otherwise it returns η_n as solution.

4.2.2 A Metropolis algorithm

This algorithm, as well as the PCA \mathcal{C} , consists of a Markov Chain defined on the space $\{0, 1\}^N$. State $\eta_0 = [0, \dots, 0]$ is chosen as initial configuration and the system is let to evolve according to the transition probabilities

$$P_{\eta, \tau} = \begin{cases} \frac{1}{N} e^{-\beta[H(\tau) - H(\eta)]_+} & \text{if } \tau = \eta^i \\ 1 - \sum_{i=1, \dots, N} \frac{1}{N} e^{-\beta[H(\eta^i) - H(\eta)]_+} & \text{if } \tau = \eta \\ 0 & \text{otherwise} \end{cases} \quad (33)$$

where H is the Hamiltonian defined in (1), η^i is the configuration obtained from η by “flipping” ($0 \leftrightarrow 1$) the i -th component of η , $\beta > 0$ is the inverse temperature and $[a]_+ = \max\{0, a\}$. In words it means that, at each step, a component of the current configuration is chosen at random and it is “flipped” with probability one if the “flip” leads to a configuration of lower energy and it is “flipped” with

a probability that is exponentially small if the “flip” produces a configuration of higher energy with the exponent proportional to the difference of the energy of the new configuration and the energy of the current configuration.

The Markov chain defined in (33) is reversible with respect to the Gibbs measure

$$\pi_G(\eta) = \frac{e^{-\beta H(\eta)}}{Z}. \quad (34)$$

This can be verified by observing that the detailed balanced condition $\pi_G(\eta)P_{\eta,\tau} = P_{\tau,\eta}\pi_G(\tau)$ holds.

If β is sufficiently large, this measure is concentrated on the minimizers of H and, hence, in the long run, the Markov chain is expected to visit those configurations where the minima of H are attained.

4.2.3 Experimental details

We do not have apriori knowledge of the mixing times of the Markov chains underlying \mathcal{C} and \mathcal{M} algorithms. Therefore, the number of iterations of both algorithms has been established in a somewhat arbitrary manner. In the attempt of establishing a fair comparison of the two random algorithms we decided to allow both the same number of “attempted spin flips”, that is, for a given instance, the number of times any of the two algorithms tests whether the value of η_i , for some i , should be updated is the same. Since at each iteration the PCA algorithm tests whether each of the N components of the “current” configuration should be updated, for the two algorithms to make the same number of “attempted spin flips” the Metropolis algorithm should be allowed $m * N$ iterations where N is the number of variables of the instance and m is the number of iterations of the PCA algorithm for the same instance.

In our experimental setting, we set $m = 10000$ for all the instances taken into account. Clearly this means that, for larger instances, we should expect that the Markov chains underlying the two algorithms are further away from their equilibrium distributions than they are for smaller instances.

All three algorithms (PCA, Metropolis, and Greedy) have been implemented in Python. The compiled NumPy library has been used for the computationally heavier tasks, namely the random numbers generation and all linear algebra operations. Trials were executed on a machine running Linux and equipped with two Intel Xeon E5405 quad core processor at 2.0 GHz and 47.0 Gigabytes RAM.

4.2.4 Numerical comparisons

We considered several instances of size 500, 1000, 2000, 4000 and 8000. For each instance, several runs of both the \mathcal{C} and \mathcal{M} algorithms have been executed and the best result for each algorithm have been recorded. The results obtained are summarized in Table 2.

From our analysis, it appears that the configurations of minimal energy reached by the \mathcal{C} and the \mathcal{M} algorithm are essentially equivalent.

However, on our machine and with our implementation, for the same number of elementary operations to be performed (spin flips) the PCA algorithm proved to be faster (about 5 times) than the Metropolis. This is due, essentially, to the parallel nature of the algorithm that allows for a more effective use of the available cores in the computation of the effect of the spin flips on the energy of the configuration.

Clearly, the time actually spent by each algorithm to find a solution depends heavily on the implementation and on the system architecture, therefore our claim on the speed of \mathcal{C} compared to that of \mathcal{M} should be interpreted cautiously. However this is an indication that parallel stochastic dynamics may represent a powerful computational tool to investigate the features of disordered systems in the low temperature regime.

Even though the size of the sample taken into account for instances of size larger than 500 is rather small, it is possible to see that the value found by both heuristic algorithms are very close to what we expect to be the typical value of m_N .

For what concerns the results obtained with the greedy algorithm \mathcal{G} , they are, as expected, quite far from those obtained with the two heuristic algorithms. This fact can be interpreted as a further indication of the complexity of the energy landscape induced by (1).

N	Instance id	\mathcal{C}	Avg(\mathcal{C})	\mathcal{M}	Avg(\mathcal{C})	\mathcal{G}	Avg(\mathcal{G})
500	500a	-0.415129916	-0.416601712	-0.415129916	-0.416601712	-0.374712619	-0.387207284
500	500b	-0.424031186		-0.424031186		-0.404622167	
500	500c	-0.426145394		-0.426145394		-0.389251214	
500	500d	-0.401212278		-0.401212278		-0.38480766	
500	500e	-0.416489785		-0.416489785		-0.382642757	
1000	1000a	-0.414470925	-0.414146305	-0.414470925	-0.414063509	-0.382847286	-0.384739348
1000	1000b	-0.412802104		-0.412802104		-0.38714403	
1000	1000c	-0.426520109		-0.426520109		-0.383765026	
1000	1000d	-0.40457611		-0.404162128		-0.371948413	
1000	1000e	-0.412362279		-0.412362279		-0.397991987	
2000	2000a	-0.424186053	-0.420541934	-0.424186053	-0.420515342	-0.373116616	-0.39209371
2000	2000b	-0.416673303		-0.416588939		-0.398091317	
2000	2000c	-0.425063334		-0.42502059		-0.400391099	
2000	2000d	-0.427618814		-0.427685529		-0.397286458	
2000	2000e	-0.409168165		-0.409095598		-0.391583062	
4000	4000a	-0.424745169	-0.420196116	-0.42479645	-0.420159449	-0.401106215	-0.391286694
4000	4000b	-0.41805638		-0.417861999		-0.390199173	
4000	4000c	-0.41629515		-0.416234693		-0.38404253	
4000	4000d	-0.415214004		-0.415233809		-0.395550324	
4000	4000e	-0.426669876		-0.426670296		-0.385535228	
8000	8000a	-0.416367988	-0.419943457	-0.416174887	-0.419967205	-0.385148017	-0.391458682
8000	8000b	-0.414290329		-0.414515893		-0.395372657	
8000	8000c	-0.424308127		-0.424370952		-0.392280731	
8000	8000d	-0.421539704		-0.421421773		-0.397760709	
8000	8000e	-0.423211138		-0.42335252		-0.386731299	

Table 2: Best values of $-m_N$ found with the PCA algorithms, the Metropolis algorithm and the Greedy algorithm for instances of various size. Averages of $-m_N$ are computed over the instances with the same size.

Acknowledgements: The authors are grateful to Pierre Picco for many fruitful discussions. AT thanks the Department of Mathematics of the University of Rome “Tor Vergata” for the support received and for the warm hospitality. Our work has been partially supported by PRIN 2012, Problemi matematici in teoria cinetica ed applicazioni. BS thanks the support of the A*MIDEX project (n. ANR-11-IDEX-0001-02) funded by the “Investissements d’Avenir” French Government program, managed by the French National Research Agency (ANR).

References

- [1] Russo F.M.: On lattice gas models for disordered systems, *Physics Letters A*, **239**, 17-20 (1998).
- [2] De Simone C., Diehl M., Junger M., Mutzel P., Reinelt G., Rinaldi G.: Exact ground states of $2D \pm J$ Ising spin glasses, *Journal of Statistical Physics*, **84**, 1363-1371, (1996).
- [3] Bovier A., Gayrard V., Picco P.: Gibbs states of the Hopfield model with extensively many patterns, *Journal of Statistical Physics* **79**, 395-414, (1995)
- [4] Lassarre J.B.: A MAX-CUT formulation of 0/1 programs, *Operations Research Letters*, **44**, 158-164, (2016).
- [5] Kochenberger G., Hao J., Glover F., Lewis M., Lu Z., Wang H., Wang Y.: The unconstrained binary quadratic programming problem: a survey, *Journal of Combinatorial Optimization*, **28**, 58-81 (2014).
- [6] Iovanella A., Scoppola B., Scoppola E.: Some Spin Glass Ideas Applied to the Clique Problem, *Journal of Statistical Physics* **126**, 895-915 (2007)
- [7] Dai Pra P., Scoppola B., Scoppola E.: Sampling from a Gibbs measure with pair interaction by means of PCA, *Journal of Statistical Physics* **149**, 722-737 (2012)
- [8] Procacci, A., Scoppola, B., Scoppola, E.: Probabilistic Cellular Automata for the low-temperature 2d Ising Model. *Journal of Statistical Physics* **165**, 991-1005 (2016)
- [9] Gaudillière, A., Scoppola, B., Scoppola, E., Viale M. *Journal of Statistical Physics* **145**, 1127-1155 (2011)

- [10] Rendl F., Rinaldi G., Wiegele A.: Solving Max-Cut to Optimality by Intersecting Semidefinite and Polyhedral Relaxations *Math. Programming* **121**, 307 (2010)