

# SWOOP: Top- $k$ Similarity Joins over Set Streams

Willi Mann

University of Salzburg, Austria  
wmann@cosy.sbg.ac.at

Nikolaus Augsten

University of Salzburg, Austria  
nikolaus.augsten@sbg.ac.at

Christian S. Jensen

Aalborg University, Denmark  
csj@cs.aau.dk

## ABSTRACT

We provide efficient support for applications that aim to continuously find pairs of similar sets in rapid streams of sets. A prototypical example setting is that of tweets. A tweet is a set of words, and Twitter emits about half a billion tweets per day. Our solution makes it possible to efficiently maintain the top- $k$  most similar tweets from a pair of rapid Twitter streams, e.g., to discover similar trends in two cities if the streams concern cities.

Using a sliding window model, the top- $k$  result changes as new sets in the stream enter the window or existing ones leave the window. Maintaining the top- $k$  result under rapid streams is challenging. First, when a set arrives, it may form a new pair for the top- $k$  result with any set already in the window. Second, when a set leaves the window, all its pairings in the top- $k$  are invalidated and must be replaced. It is not enough to maintain the  $k$  most similar pairs, as less similar pairs may eventually be promoted to the top- $k$  result. A straightforward solution that pairs every new set with all sets in the window and keeps all pairs for maintaining the top- $k$  result is memory intensive and too slow. We propose SWOOP, a highly scalable stream join algorithm that solves these issues. Novel indexing techniques and sophisticated filters efficiently prune useless pairs as new sets enter the window. SWOOP incrementally maintains a stock of similar pairs to update the top- $k$  result at any time, and the stock is shown to be minimal. Our experiments confirm that SWOOP can deal with stream rates that are orders of magnitude faster than the rates of existing approaches.

## 1 INTRODUCTION

The increased connectivity between producers of data, including humans and a broad range of sensors, and consumers of data render streaming data increasingly prevalent. We consider streams where the elements of the streams are timestamped sets. Examples of such elements include tweets that may be modeled as sets of words, retail point-of-sale transactions that may be modeled as sets of goods, and the clicks in user click-streams on a website. In this setting, we consider continuous top- $k$  joins. Such joins, which limit the results to the  $k$  most similar pairs of sets, constitute fundamental functionality. They enable finding the most similar pairs of sets in data streams, where they may also be used in near-duplicate detection and clustering.

As an illustration, assume that we are interested in finding similar trending social media topics in New York City and London. Given two streams of tweets from these cities, we may represent each tweet as a set of words (e.g., after having performed stemming and stop-word removal). We then continuously join the most recent tweet sets from the two streams and maintain the  $k$  most similar pairs, thus obtaining an overview of the most similar tweets from the two cities. Further processing may be applied to the top- $k$  result. For example, tag clouds may be created.

A set stream is a sequence of (*set*, *timestamp*) pairs with monotonically increasing timestamps. As is customary in the context of streaming data, we adopt a sliding window model, where only the most recent sets are considered. Thus, newly arriving sets become part of the window, and sets expire as they get older than the window duration. The top- $k$  join result must be kept up-to-date when time passes and such changes occur. Maintaining the join result poses two main challenges: (1) New sets that enter the sliding window may form a similar pair with any of the existing sets in the window. (2) When sets expire, all their pairings are invalidated; expired pairs in the join result must be removed, and replacements must be found to keep the join result correct.

A new set that enters the window may form a similar pair with any of the  $|W|$  sets in sliding window  $W$ . In rapid streams, the sliding window may contain hundreds of thousands of sets. Computing the similarity between each new set and all sets in the window clearly does not scale to fast stream rates. We are not aware of any previous solutions to this problem. Morales et al. [4] deal with set streams, but they use a fixed threshold to compute the join and do not consider sliding windows. Xiao et al. [14] compute a top- $k$  join over static collections of sets. A fundamental assumption of this approach, which is leveraged for pruning and index construction, is that all sets are known up front. There is no obvious way to adapt the static top- $k$  join to our dynamic setting with frequent new and expiring sets. Reevaluating the static top- $k$  join each time the sliding window changes does not scale to frequent changes.

As time passes, sets leave the sliding window and expire. When a set expires, all pairs in the top- $k$  result containing the expired set must be removed. The invalidated pairs must be replaced by other pairs. Thus it is not enough to keep only the top- $k$  pairs; rather, a stock of other, less similar but valid pairs must be maintained. The total number of valid pairs is quadratic in the window size. Maintaining all such pairs is not efficient for large sliding windows or rapid streams. The only available solution to this sub-problem, SCASE [12], maintains a skyband to avoid unnecessary pairs in the stock. However, the skyband for the stock is recomputed from scratch for every new set that enters the window. The stock may contain  $O(k \cdot |W|)$  pairs that must all be touched to recompute the skyband. As a result, SCASE does not scale to large window sizes.

We propose SWOOP for top- $k$  joins over streaming sets. SWOOP uses an inverted list index to efficiently generate candidate pairs when new sets enter the sliding window. Clever filtering techniques are used to prune candidates, which reduces the number of similarity computations for each new set to a small fraction of the sets in the window. We propose highly efficient update strategies for our inverted index. Similar to SCASE [12], SWOOP also maintains a skyband for the stock to keep the join result up-to-date when sets expire. However, in SWOOP, the skyband is maintained incrementally and is never recomputed from scratch. In our experiments,

we show that our incremental stock maintenance allows us to process streams at rates that are up to ten times faster than the rates processed by SCASE. When combined with our efficient candidate generation techniques, we achieve speed-ups of up to three orders of magnitude compared to an SCASE based approach.

Further, to characterize the similarity functions to which SWOOP is applicable, we define the concept of *well-behaved* similarity function. All standard set similarity functions are well-behaved, including Overlap, Jaccard, Cosine, Dice, and Hamming [14].

Finally, we report on an extensive experimental study that offers insight into the efficiency of SWOOP compared to SCASE and a baseline approach. Most notably, we find that SWOOP scales much better with a growing number of sets in the sliding window.

In summary, we make the following key contributions:

- We present SWOOP, a novel algorithm for continuous top- $k$  set similarity joins over streams. Two salient features of SWOOP are (1) the efficient generation of candidates when new sets enter the sliding window and (2) the incremental maintenance of a minimal stock to deal with expiring sets.
- We introduce the concept of well-behaved similarity function to accurately characterize the scope of SWOOP.
- We present a solution to contend with the absence of so-called token frequency maps in streams; we particularly target difficult streams with very skewed token distributions.
- We empirically demonstrate that the proposed algorithms are capable of running up to three orders of magnitude faster than the generic approach SCASE.

**Outline.** Section 2 formulates the problem. Section 3 introduces the stream join framework and a baseline solution. Section 4 defines well-behaved similarity functions. Section 5 explains the candidate generation algorithm, including the handling of difficult datasets. Section 6 covers maintenance of the join result. Section 7 presents our experimental study. Section 8 covers related work. Finally, Section 9 concludes the paper.

## 2 PROBLEM SETTING AND DEFINITION

**Basic Concepts.** A *stream*  $R$  is a sequence of two-tuples  $(r_i, t_i)$ , where  $r_i$  is a set and  $t_i$  is a timestamp. The  $i$ -th tuple in  $R$  is denoted as  $R_i$ . The timestamp is monotonically increasing with the sequence number, i.e., for any two tuples  $R_i = (r_i, t_i)$  and  $R_j = (r_j, t_j)$ ,  $i < j \Rightarrow t_i \leq t_j$ . A *sliding window*  $W$  of duration  $w$  over stream  $R$  contains all sets from  $R$  that are no older than  $w$ :  $W = \{r_i \mid (r_i, t_i) \in R, t_j - w < t_i \leq t_j\}$ , where  $t_j$  is the current time, also referred to as the *index time*. The sets in the sliding window are called *valid*. We provide an overview of frequently used notation in Table 1.

$R$	stream of timestamped sets	$T$	top- $k$ list
$r_i$	$i$ -th set in stream $R$	$p$	pair of sets
$t_i$	timestamp of set $r_i$	$sim(p)$	similarity of sets in $p$
$W$	sliding window on $R$	$e_p$	end time of pair $p$
$w$	window duration (time)	$\tau$	set similarity threshold
$t_j$	index time (also: current time)	$l_r$	cardinality of set $r$

**Table 1: Notation.**

**Window Join.** In general, joins are defined between two different streams  $R$  and  $R'$ . To simplify the presentation, we discuss the self join scenario,  $R = R'$ , and extend to non-self joins in Appendix A.

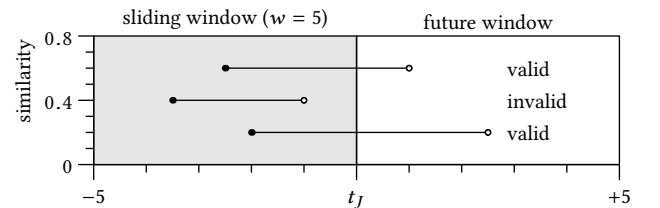
The top- $k$  set similarity join in sliding window  $W$  returns the  $k$  most similar pairs of sets from stream  $R$  that are valid at the time the query is issued. A range of overlap-based set similarity functions may be used, including Jaccard, Cosine, or Dice [14].

**DEFINITION 1 (ONE-TIME TOP- $k$  SET SIMILARITY JOIN).** *Given a sliding window  $W$  over stream  $R$  and a set similarity function  $set\_sim(\cdot, \cdot)$ , the one-time top- $k$  set similarity join returns a list of  $k$  set pairs  $T = \langle p_1, p_2, \dots, p_k \rangle$  from  $R \times R$ , such that (1) each  $p_x$  contains only valid sets, (2)  $T$  is ordered descendingly according to  $set\_sim(\cdot, \cdot)$ , (3) for all  $(r_i, r_j) \in T$ ,  $i > j$ , (4) for all  $(r_i, r_j) \in T$ ,  $set\_sim(r_i, r_j) > 0$ , (5) for all pairs  $(s_i, s_j)$  of valid sets in  $R \times R$  not in  $T$ ,  $set\_sim(s_i, s_j) \leq \min_{(r_i, r_j) \in T} set\_sim(r_i, r_j)$ . Finally,  $T$  may contain fewer than  $k$  pairs if fewer than  $k$  pairs qualify.*

In the definition, condition 3 eliminates symmetric pairs so that only one of  $(r_i, r_j)$  and  $(r_j, r_i)$  is included in  $T$ .

The above join is a one-time query because it is executed once. We consider the continuous variant of the query that maintains an up-to-date result from when it is started until when it is stopped. As time passes, sets in window  $W$  leave  $W$  (expire), and new sets enter  $W$ . The join result  $T$  must be kept up-to-date when such events occur. A set  $r_i$  that enters window  $W$  at time  $t_i$  can form a new pair with all other sets  $r_j$  in  $W$ , where  $j < i$ . A new pair enters the join result if it is sufficiently similar. When a set  $r_i$  leaves  $W$  and thus expires, all pairs that contain  $r_i$  become invalid. Invalid pairs must be removed from  $T$ , and they must be replaced by valid pairs. In general, a pair  $(r_i, r_j)$  is valid from time  $\max(t_i, t_j)$  (when the younger set enters the window) until time  $\min(t_i, t_j) + w$  (when the older set leaves the window). Since we only consider pairs  $(r_i, r_j)$  with  $i > j$ , the validity interval is always  $[t_i, t_j + w)$ .

Valid pairs always have their start time in the sliding window (time period  $\{t \mid t_j - w < t \leq t_j\}$ ) and their end time in the so-called *future window* (time period  $\{t \mid t_j < t \leq t_j + w\}$ ), i.e., their validity interval contains  $t_j$ . Invalid pairs have both their start and end time in the sliding window. This is illustrated in Figure 1.



**Figure 1: Valid and invalid pairs, sliding and future window.**

**Problem Statement.** Our goal is to invent an efficient solution for the *continuous top- $k$  set similarity join over streams* using a sliding window.

## 3 JOIN FRAMEWORK AND BASELINE

**Stream join framework.** We introduce our stream join framework, illustrated in Figure 2, and cover a baseline implementation of the framework. The framework comprises:

- *Index time*  $t_j$  is the current time in the framework and defines the sliding window. All data structures in the framework must be up-to-date w.r.t. the index time.
- *Stock*  $S$  maintains the join result  $T$  at time  $t_j$  and additional, valid pairs to deal with expiring sets.
- *Window*  $W$  stores all tuples of stream  $R$  covered by the sliding window at time  $t_j$ .  $W$  is required to evaluate the similarity between pairs of sets and to detect expiring sets as the index time increases (i.e., the sliding window is advanced).

The framework supports three operations: (i)  $topk()$  retrieves the join result  $T$  at index time  $t_j$ ; (ii)  $set\_index\_time(t)$  sets the index time to  $t \geq t_j$ ; (iii)  $insert(r_i, t_i)$  sets the index time to  $t_i \geq t_j$  and inserts a new set  $r_i$  into the index. Sets must be inserted in the order of their appearance in  $R$ . The index time can never decrease.

**Baseline.** The baseline algorithm implements stock  $S$  as a binary tree ordered by descending similarity of the pairs, i.e., the top- $k$  pairs are ranked first. Window  $W$  is implemented as a FIFO queue that can be iterated and supports the usual peek/pop/push operations.

We discuss the three operations in the join framework.

(i)  $topk()$  retrieves the join result  $T$  at index time  $t_j$  by traversing the first  $k$  pairs of stock  $S$  (or  $|S|$  pairs if  $|S| < k$ ). No index update is required.

(ii)  $set\_index\_time(t)$  (Algorithm 1) updates the index time and fetches all sets from window  $W$  that expire when the sliding window is advanced. The corresponding entries are deleted from  $W$  and  $S$ .

**Input** :  $t$ : new index time

```

1 Function  $set\_index\_time(t)$ 
2    $t_j \leftarrow t$ ; // set new index time
3    $(r_i, t_i) \leftarrow W.peek()$ ; // remove invalidated sets
4   remove all tuples  $(r_x, r_i, \tau, e_p)$  from  $S$  where  $e_p \leq t_j - w$ ;
5   while  $t_i \leq t_j - w$  do // remove expired sets
6      $W.pop()$ ;  $(r_i, t_i) \leftarrow W.peek()$ ;

```

**Algorithm 1:** Baseline: set new index time.

(iii)  $insert(r_i, t_i)$  (Algorithm 2) first advances the sliding window to position  $t_i$  and updates the affected data structures (line 2) such that  $W$  only contains valid pairs. Next,  $get\_candidates$  (Algorithm 3) is invoked to compute the similarity of each pair  $(r_i, r_j) \in \{r_i\} \times W$ ; if  $set\_sim(r_i, r_j) > 0$ , the pair is a candidate and is ranked in stock  $S$ . After the insert,  $S$  stores the join result at time  $t_i$ .

**Input** :  $(r_i, t_i)$ : new set  $r_i$  with time  $t_i$

```

1 Function  $insert((r_i, t_i))$ 
2    $set\_index\_time(t_i)$ ; // move sliding window
3    $C \leftarrow get\_candidates(r_i)$ ; // get candidates
4   add  $C$  to  $S$ ; // update stock  $S$ 
5    $W.push((r_i, t_i))$ ; // update  $W$ 

```

**Algorithm 2:** Baseline: insert new set.

Figure 2 illustrates  $insert((r_i, t_i))$  for an incoming two-tuple  $(r_i, t_i)$  from stream  $R$ . Steps (1)–(3) reflect the call to  $set\_index\_time(t_i)$ , which (1) updates  $t_j$ , (2) removes invalid pairs from stock  $S$ , and (3) removes expired sets from window  $W$ . Step (4) adds the new pairs generated by  $get\_candidates(r_i)$  to  $S$ . Step (5) adds set  $r_i$  to  $W$ .

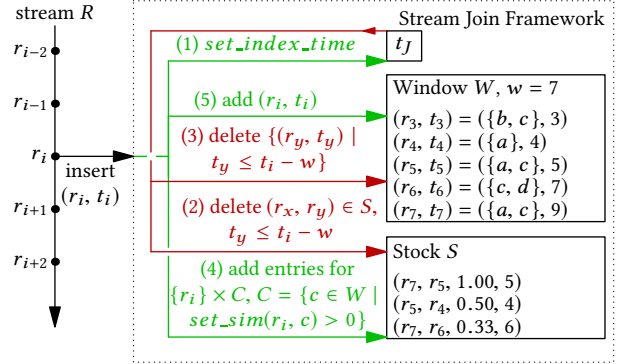
**Input** : new set  $r_i$

```

1 Function  $get\_candidates(r_i)$ 
2    $C \leftarrow \{\}$ ;
3   foreach  $r_j \in W$  do
4     if  $set\_sim(r_i, r_j) > 0$  then
5        $C \leftarrow C \cup \{(r_i, r_j, set\_sim(r_i, r_j), t_j + w)\}$ ;
6   return  $C$ ;

```

**Algorithm 3:** Baseline: get candidates.



**Figure 2:** Inserting a new set into the stream join framework.

*Complexity of baseline.* Stock  $S$  is of size  $O(W^2)$  and dominates the memory complexity. The insert operation runs in  $O(|W| \log |W|)$  time since a new set must be paired with every other set in  $|W|$  and the pairs must be inserted into binary tree  $S$ . Function  $set\_index\_time$  scans the stock in time  $O(|W|^2)$  for expiring sets; removing a set has cost  $O(\log S) = O(\log W)$ . Finally,  $topk()$  runs in optimal  $O(k)$  time.

**Solution overview.** The inefficiency of the baseline solution arises from the many candidate pairs generated for each incoming set and the quadratic size of the stock, which must be maintained under frequent changes. We address these issues in the following sections. The next section defines the scope of our solution. Section 5 introduces an efficient technique to generate candidates: using an inverted list index on tokens together with an upper and a lower bound, only a small fraction of the sets in window  $W$  need to be considered. Section 6 proposes an efficient stock implementation, which only stores  $O(k \cdot |W|)$  pairs and is maintained incrementally.

## 4 SUPPORTED SIMILARITY FUNCTIONS

Our solution works with the most common similarity functions, including Jaccard, Cosine, Dice, Overlap, and Hamming distance, but is not limited to these functions. We introduce the concept of a *well-behaved set similarity function* to abstract from individual similarity functions and instead identify the essential properties that a similarity function must satisfy to work with our solution.

**Definition 4.1 (Well-behaved similarity function).** A similarity function between two sets,  $set\_sim(r, s)$ , is *well-behaved* iff there is a function  $sim(l_r, l_s, o) = set\_sim(r, s)$  that only depends on the set lengths  $l_r = |r|$ ,  $l_s = |s|$ , and the overlap  $o = |r \cap s|$ , and the following properties hold:

- (1)  $sim(l_r, l_s, 0) = 0$

- (2)  $\text{sim}(l_r, l_s, o) = \text{sim}(l_s, l_r, o)$  (symmetry)
- (3)  $\text{sim}(l_r, l_s, o)$  monotonically increases with increasing overlap  $o$  ( $l_r, l_s$  are fixed)
- (4)  $\text{sim}(l_r, l_s, o)$  monotonically increases with increasing overlap  $o = l_s$ , i.e.  $s \subseteq r$  ( $l_r$  is fixed)
- (5) there is a function  $\text{overlap}(l_r, l_s, \tau)$  that computes the minimum required overlap  $o$  such that  $\text{sim}(l_r, l_s, o) \geq \tau$

LEMMA 4.2. *Jaccard, Cosine, Dice, and Overlap similarity, and the Hamming distance are well-behaved set similarity functions.*

PROOF. Table 2 defines functions  $\text{sim}(l_r, l_s, o)$  for the similarity and distance functions. Claims (1)–(4) are easily verified using these definitions. Next, the table provides definitions of  $\text{overlap}(l_r, l_s, \tau)$ , which is computed by solving the inequality  $\text{sim}(l_r, l_s, o) \geq \tau$  for  $o$ , from which claim 5 follows.  $\square$

Similarity	$\text{set\_sim}(r, s)$	$\text{sim}(l_r, l_s, o)$	$\text{overlap}(l_r, l_s, \tau)$
Jaccard	$\frac{ r \cap s }{ r \cup s }$	$\frac{o}{l_r + l_s - o}$	$\frac{\tau}{1 + \tau} (l_r + l_s)$
Cosine	$\frac{ r \cap s }{\sqrt{ r  \cdot  s }}$	$\frac{o}{\sqrt{l_r \cdot l_s}}$	$\tau \sqrt{l_r \cdot l_s}$
Dice	$\frac{2 \cdot ( r \cap s )}{ r  +  s }$	$\frac{2 \cdot o}{l_r + l_s}$	$\frac{\tau (l_r + l_s)}{2}$
Overlap	$ r \cap s $	$o$	$\tau$
Hamming	$ (r \cup s) \setminus (r \cap s) $	$l_r + l_s - 2 \cdot o$	$\frac{l_r + l_s - \tau + 1}{2}$

Table 2: Examples of well-behaved similarity functions.

## 5 INVERTED INDEX FOR CANDIDATE GENERATION

We discuss the efficient generation of candidates in SWOOP. Candidates are pairs that must be inserted into the stock. We use an inverted list index  $I$  to compute candidates. The keys in the index are tokens, and the list entries for a token are all valid sets in which the token appears. When a new set  $r_i$  enters the sliding window, the lists of all tokens of  $r_i$  are accessed to retrieve candidates, and index  $I$  is updated. Efficient index updates are discussed in Section 5.1.

A naive use of index  $I$  offers little improvement over the baseline: only the set pairs with no overlap are avoided, and the use of inverted lists tends to cause more cache misses than the baseline. Instead, we introduce new filters capable of effectively pruning candidate sets that cannot contribute to the join result.

**Filters.** The *positional upper bound* filter introduced in Section 5.2 is based on the lookup position  $\rho$  of a token in  $r_i$  with the following reasoning: if a potential candidate  $r_j$  is first encountered in the  $\rho$ -th list, there must be at least  $\rho - 1$  tokens in  $r_i$  that do not exist in  $r_j$ . The *skyband lower bound* filter discussed in Section 5.3 is derived from the pairs that are already in the stock. A potential candidate pair is called *irrelevant* and can be discarded if its not sufficiently similarity to be part of the top- $k$  result at any time in the future. We derive this minimum required similarity by inspecting the stock and taking into account the end time of the candidate pair under consideration.

**Candidate Generation.** In Section 5.4 we devise a new candidate generation algorithm that uses our filters and the inverted index. Figure 3 illustrates the algorithm for a newly inserted example set

$r_7 = \{a, c\}$  with timestamp  $t_7 = 9$ . The candidates are computed as follows. (1) A lookup of the tokens of  $r_7$  in the inverted list index  $I$  returns two lists. (2) The lists are scanned from tail to head and produce so-called *pre-candidates* (shaded in gray) until our filters tell us to stop (cropping). (3) We compute the similarity of each (deduplicated) pre-candidate pair and apply the skyband lower bound to prune irrelevant pairs. The resulting candidates are collected in  $C$ . A candidate is a pair with its similarity and its end time. (4) Index  $I$  is updated with the new tokens of set  $r_i$  (dashed frame). (5) The stock is updated with the candidates in  $C$  (dashed frame).

Section 5.5 deals with token orders and discusses the order in which inverted lists in the index should be accessed.

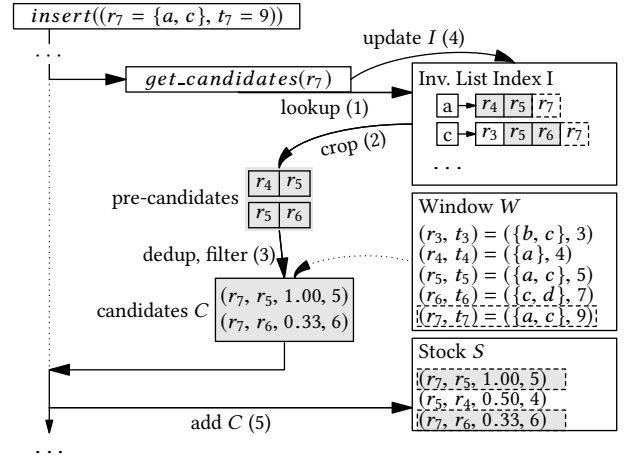


Figure 3: Efficient candidate generation.

### 5.1 Updating the Inverted Index

Since only valid sets are indexed, index  $I$  must be updated frequently. In particular, we must update  $I$  when old sets expire or new sets enter the sliding window  $W$ .

We implement the inverted index with doubly-linked lists and keep the sets in the lists ordered increasingly by their expiration time. This allows us to efficiently remove expiring sets from the heads of the lists. The list order comes for free: The timestamps of the new sets cannot decrease; thus, we simply append a new sets to the tails of the relevant lists. A set  $r$  is inserted/deleted in  $O(|r|)$  time, independently of the list length. Figure 4 illustrates the index update for an expiring set  $r_2$  and a new set  $r_6$ .

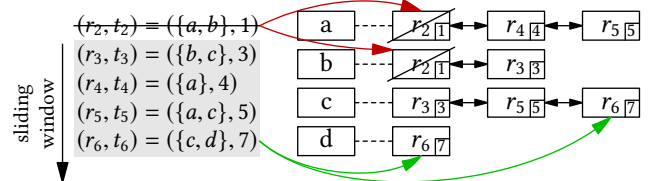


Figure 4: Inverted index: insertion and deletion.

As a convenient side effect of the list order, we retrieve the candidate pairs in sort order of their expiration time: A lookup of  $r_i$  returns all lists  $I(v)$  with tokens  $v \in r_i$ . Let some  $r_j \in I(v)$  form a candidate pair  $(r_i, r_j)$  with  $r_i$ . The expiration time of the candidate pair is  $t_j + w$ , i.e., it depends only on set  $r_j$ . Thus, the list order propagates to the candidate pairs.

## 5.2 Positional Upper Bound

We derive an upper bound on the set similarity that will be used to prune candidates during lookups in index  $I$ .

**THEOREM 5.1.** *Given a well-behaved similarity function  $set\_sim(\cdot, \cdot)$ , sets  $r$  and  $s$ . If at least  $i$  tokens in  $r$  do not exist in  $s$ , then the following upper bound on the similarity between  $r$  and  $s$  holds:*

$$set\_sim(r, s) \leq sim(|r|, |r| - i, |r| - i)$$

**PROOF.** We need to show that  $sim(l_r, l_s, o)$  is maximum if  $|s| = |r| - i$  and overlap  $o = |r \cap s| = |r| - i$ . W.l.o.g. assume  $|s| \leq |r|$ . For the case  $s \subseteq r$ , the similarity is maximized for the maximum size of  $o = |s|$  (Def. 4.1, claim (4)). For given set lengths  $|r|$  and  $|s|$ , the similarity is maximum if  $s \subseteq r$  since  $o < |s|$  in all other cases (Def. 4.1, claim (3)). Thus, the maximum similarity is achieved when  $|s| = o = |r| - i$ .  $\square$

Consider a lookup of set  $r$  in the index  $I$ . The lookup returns an inverted list  $I(v)$  for each token  $v \in r$ . Let  $v_\rho$  be the  $\rho$ -th token of set  $r$  that we look up in  $I$ ; we call  $\rho$  the lookup position. A set  $s \in I(v_\rho)$  is *new* if  $\rho = 1$  or  $s \notin I(v_q)$  for  $1 \leq q < \rho$ . For the new sets  $s \in I(v_\rho)$ , we know that there are at least  $\rho - 1$  tokens in  $r$  that do not exist in  $s$ . Based on Theorem 5.1 we derive the following *positional upper bound*:

$$ub(|r|, \rho) = sim(|r|, |r| - \rho + 1, |r| - \rho + 1).$$

For any new set  $s \in I(v_\rho)$ ,  $set\_sim(r, s) \leq ub(|r|, \rho)$ . This principle has been used before in the context of a specific set similarity function (e.g., Jaccard) [14]. Compared to previous work, we provide a formal proof, do not require a global order of tokens, and generalize the bound to the class of well-behaved set similarity functions.

Figure 5 illustrates the upper bound for the Jaccard similarity on a set of length  $|r| = 5$ .

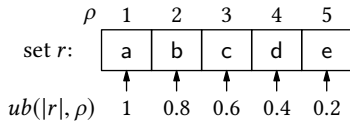


Figure 5: Positional upper bound for Jaccard.

## 5.3 Skyband Lower Bound

We define the skyband lower bound that, together with the positional upper bound from the previous section, allows us to stop processing an inverted list early. The skyband lower bound marks the boundary of the so-called *skyband*, which is formed by the  $k$  most similar pairs at any time  $t > t_j$  in the future; thereby, only pairs that exist at index time  $t_j$  are considered. The skyband is

maintained in stock  $S$ . The red staircase functions in Figure 6 show the skyband lower bound for two example stocks.

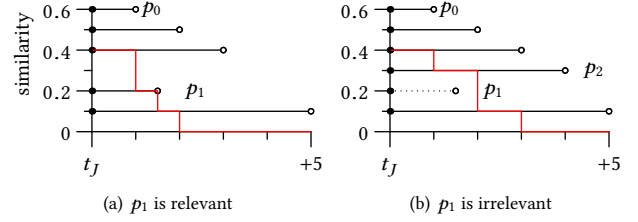


Figure 6: Skyband lower bound (red line) ( $k = 3$ ).

The *skyband lower bound*,  $lb(t, k)$ , is defined as the similarity of the  $k$ -th pair at time  $t > t_j$  in stock  $S$ . The efficient computation of  $lb(t, k)$  is discussed in Section 6.2. We next introduce the concept of *irrelevant pairs*, which need not be considered as candidates. Then we show how to detect irrelevant pairs using the lower bound.

**Irrelevant Pairs.** A pair  $p = (r_i, r_j)$  is irrelevant if it is not part of the join result  $T$  at index time  $t_j$  and will never become part of  $T$ . This is the case if for the remaining life time of the pair,  $[t_j, t_j + w)$ , at least  $k$  more similar pairs exist.

Irrelevant pairs are identified by considering their rank at their end time. The pair  $p$  is irrelevant if the rank of  $p$  at its end time exceeds  $k$ , i.e., at least  $k$  pairs exist that are better than  $p$  for the whole remaining life time of  $p$ . Note that pairs inserted in the future can never increase the rank of  $p$ .

A pair may (a) be irrelevant before it is inserted into stock  $S$  (then we can avoid inserting it), or (b) it may become irrelevant due to the insertion of another pair.

**Example 5.2.** Consider pair  $p_1$  in Figure 6(a) with  $sim(p_1) = 0.2$  and end time  $e_{p_1} = t_j + 1.5$ . For  $k = 3$ ,  $p_1$  is relevant since the rank at its end time is  $3 \leq k$ . The rank at index time  $t_j$  is 4; the rank improves to 3 at time  $t_j + 1$  when  $p_0$  becomes invalid. If we insert pair  $p_2$ ,  $p_1$  becomes irrelevant as illustrated in Figure 6(b): the rank at its end time is now  $4 > k$ . New pairs cannot improve the rank of pairs that are already in the stock; at best, they leave it unchanged.

**Detecting Irrelevant Pairs.** We use the skyband lower bound to identify irrelevant pairs. A pair  $(r_i, r_j)$  with end time  $t = t_j + w$  is irrelevant iff its similarity is below the lower bound at end time  $t$ :

$$(r_i, r_j) \text{ is irrelevant} \Leftrightarrow set\_sim(r_i, r_j) < lb(t, k)$$

**LEMMA 1.** *The skyband lower bound,  $lb(t, k)$ , is a non-increasing function in  $t$ .*

**PROOF.** All pairs start at or before the index time. The  $k$ -th pair  $p = (r_i, r_j) \in T$  at the index time has similarity  $\tau = set\_sim(r_i, r_j)$  and end time  $t = t_j + w$ . When a pair  $p \in T$  ends, a pair  $p_i$  with similarity at most  $\tau$  is promoted to position  $k$  in  $T$ . Thus, the skyband lower bound cannot increase.  $\square$

## 5.4 Efficient Candidate Generation

We use the positional upper bound and the skyband lower bound to efficiently prune candidates during the lookup in index  $I$ , as illustrated in Figure 7. Recall that the positional upper bound,  $ub(|r_i|, \rho)$ ,

is constant for an inverted list  $I(v_\rho)$ , where  $v_\rho \in r_i$  is the  $\rho$ -th token that we look up in the index (blue line in the figure). The skyband lower bound,  $lb(t, k)$ , on the other hand, depends on the time  $t$  (red line segments).

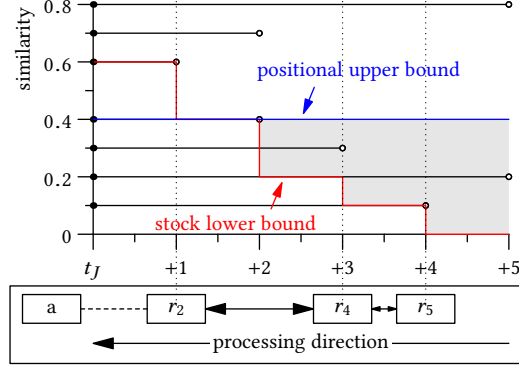


Figure 7: List processing with bounds,  $k = 3$ .

The similarity of any pair  $(r_i, r_j)$  formed with an entry  $r_j$  in the inverted list  $I(v_\rho)$  falls on or below the blue line. A pair is relevant iff its end point is on or above the red line. Thus, a pair with a set from list  $I(v_\rho)$  is relevant iff its end point falls into the gray region in Figure 7.

More specifically, we employ the bounds as follows. We process the inverted list  $I(v_\rho)$  from tail to head such that the end times  $t = t_j + w$  of pairs  $(r_i, r_j)$  formed with the sets  $r_j \in I(v_\rho)$  do not increase (cf. Section 5.1). For each pair, we compute the lower bound at its end time  $t$ . We stop processing the list when having formed a pair with a lower bound above the upper bound, i.e.,  $lb(t, k) > ub(|r_i|, \rho)$ . This is correct due to Lemma 1: the lower bounds of all remaining pairs will also exceed the upper bound threshold, i.e., no additional relevant pairs can be formed.

Algorithm 4 generates candidate pairs for a new set  $r_i$  using inverted index  $I$ . The basic structure is as follows (cf. Figure 3): for each token of the new set,  $r_i[\rho]$ , we probe  $I$  to get a list of set IDs. The list is cropped, i.e., traversed from tail to head in line 5 until the stopping condition based on our upper and lower bounds holds. The list elements are called pre-candidates and are stored with their lower bound in hashmap  $M$ . In the next step (lines 10–13), we verify the pairs by computing their overlap to get the final set of candidates. Finally, the new set  $r_i$  is inserted into the index.

A candidate pair  $(r_i, r_j)$  is verified by checking  $|r_i \cap r_j| \geq \tau_o$ . The overlap computation stops early when  $\tau_o$  cannot be reached. As shown by Mann et al. [8] for threshold-based set similarity joins, stopping early has a major impact on the performance.

A pre-candidate  $r_j$  may appear in multiple lists. Since the *lower\_bound* for  $r_j$  does not change during a *get\_candidates()* call, in line 6 we look up the bound in  $M$  and need not recompute it.

## 5.5 Optimized Token Processing Order

Before we process a new set  $r_i$ , we order its tokens. This is required for the merge-like overlap computation. A well-known approach is to order sets by decreasing token frequency, i.e., rare tokens appear earlier in the sorted sets. This is useful in two ways: First, rare tokens

**Input:**  $r_i$ : set to be looked up in inverted index  $I$

```

1 Function get_candidates( $r_i$ )
  // get pre-candidate pairs from index
2   $M$  : empty candidate map, key:  $r_j$ , val: lower_bound;
3  for  $\rho$  in 1 to  $|r|$  do
4     $upper\_bound \leftarrow ub(|r_i|, \rho)$ ;
    // traverse one inverted list
5    forall  $r_j$  in reverse order of  $I(r_i[\rho])$  do
6       $lower\_bound \leftarrow lb(t_j + w, k)$ ;
7      if  $lower\_bound > upper\_bound$  then break;
8       $M[r_j] \leftarrow lower\_bound$ ;
  // compute candidates for insertion in stock
9   $C \leftarrow \emptyset$ ;
10 for ( $r_j, lower\_bound$ ) in  $M$  do
11    $\tau_o \leftarrow overlap(|r_i|, |r_j|, lower\_bound)$ ;
12   if  $|r_i \cap r_j| \geq \tau_o$  then
13      $C \leftarrow C \cup \{(r_i, r_j, sim(|r_i|, |r_j|, |r_i \cap r_j|), t_j + w)\}$ ;
  // update inverted index
14 for  $\rho$  in 1 to  $|r|$  do  $I(r_i[\rho]) \leftarrow I(r_i[\rho]) \circ (r_i)$ ;
15 return  $C$ ;

```

**Algorithm 4:** Get candidates from inverted index  $I$ .

have short lists in the index, which we leverage as discussed below. Second, the stop condition in the merge-like overlap computation improves with the number of mismatches, which are more likely for rare tokens.

Processing rare tokens (i.e., short lists) first when we retrieve candidates for  $r_i$  has a substantial impact on the performance. This is due to our upper bound, which improves with the lookup position of a token. A tighter upper bound allows us to skip a longer section of the inverted list. Thus, we want to process long lists as late as possible and use the bound to skip large fractions of the long lists.

Non-streaming set similarity joins count the frequency of each token in a preprocessing step and establish the order up front. This is not possible in our setting since the sets arrive on a stream and are not known up front. Instead, we number each token when it first appears in the stream. Then, a new sets is sorted in descending order of the first occurrence of its tokens, i.e., tokens that occur later are sorted lower in sort order. The idea is that frequent tokens are more likely to occur earlier in the stream than infrequent ones.

In our experiments, we show that our ordering heuristic is effective if the token distribution is stable over time, i.e., a token appears with the same probability in each subsection of the stream. Unfortunately, some real world data does not satisfy this assumption. This leads to inefficiencies if we process the tokens in the order of their sort position (as in Algorithm 4, line 3). To deal with skewed token distributions, we process a new set  $r_i$  as follows: We first retrieve the inverted lists of all tokens of  $r_i$  and heapify the lists such that the shortest list is on top of the heap. We then pop the lists and process them until the heap is empty. This approach substitutes the order in Algorithm 4.

## 6 MAINTAINING THE JOIN RESULT

The stock  $S$  data structure maintains the join result. This includes ranking the  $k$  most similar pairs at index time  $t_j$  and keeping

enough valid replacements for result pairs that leave the sliding window and thus become invalid. We require the following functionality.

- $topk(k)$ : Return the top- $k$  result at index time  $t_j$ .
- $set\_index\_time(t)$ ,  $t \geq t_j$ : Increase the index time to  $t$  and remove expiring pairs.
- $lb(t, k)$ : Get the skyband lower bound at time  $t$ , i.e., the similarity of the  $k$ -th pair at time  $t > t_j$ .
- $insert(C)$ : Insert a collection of candidate pairs  $C$  that all start at index time  $t_j$ .

The  $topk$  operation is trivial: it traverses the first  $k$  elements of  $S$  in sort order. The other operations are discussed shortly.

**Stock Data Structure.** For a pair  $p = (r_i, r_j)$ , the stock stores a quadruple  $(r_i, r_j, sim(p), e_p)$ , where  $sim(p)$  is the similarity of the pair and  $e_p$  is its end time. We implement  $S$  as a binary search tree ordered by decreasing similarity (and lexicographically by descending end time, ascending  $i$  and  $j$  to break ties).

In addition to search, two rank operations are supported in  $O(\log |S|)$  time (cf. Section 7): (1) given an item  $p \in S$ , the rank of  $p$  in the sort order is computed; (2) given rank  $i$ , the  $i$ -th item  $p \in S$  in the sort order is returned. In our algorithms, we use the notation  $S[i]$  to access the  $i$ -th item of  $S$  in sort order.

## 6.1 Incrementing the Index Time

The  $set\_index\_time$  operation advances the sliding window and removes expiring pairs from stock  $S$ . If pairs from the current join result  $T \subseteq S$  are removed, they must be replaced by other pairs. The baseline algorithm keeps all valid pairs as potential replacements. As we will show, this is not necessary.

**Minimal Stock.** We call stock  $S$  correct if it contains all pairs that may be required in the future to maintain  $T$ , i.e., all pairs that are relevant at index time  $t_j$  (cf. Section 5.3). We call  $S$  *minimal* if it is correct and removing any pair makes it incorrect. The stock maintained by the baseline, which is correct but not minimal, is quadratic in the window size  $|W|$ . The minimal stock is linear in  $|W|$ .

LEMMA 2. *The size of a minimal stock  $S$  is  $O(k \cdot |W|)$ .*

PROOF. The deletion of a set  $r_j$  invalidates at most  $k$  pairs  $(r_i, r_j)$  in  $T$  since  $|T| \leq k$  ( $|T| < k$  if fewer than  $k$  pairs have non-zero similarity). The worst case is illustrated in Figure 8, where  $k = 3$  pairs  $(r_i, r_1)$  end at time  $t_j + 1$  and must be replaced by the next  $k$  pairs in the similarity order. Since only  $|W|$  valid sets can expire, no more than  $k \cdot |W|$  replacements are required.  $\square$

**End Time Index.** Function  $set\_index\_time(t)$  removes all pairs  $p \in S$  with end time  $e_p$  smaller than  $t$ . The naive solution scans  $S$ , checks the end time of each pair, and removes expired pairs. For  $n \leq |S|$  expired pairs, the runtime is  $O(|S| + n \log |S|)$ . This is too slow as the index time is potentially incremented by each new set in the stream.

We introduce the *end time index*  $E$  that maintains the same elements as stock  $S$ , but orders them by ascending end time (ascending similarity, descending  $i, j$  for pair  $p = (r_i, r_j)$ ). Like  $S$ ,  $E$  is implemented as a binary tree that supports rank operations in logarithmic time. Index  $E$  is updated whenever  $S$  is updated, thus  $|E| = |S|$ .

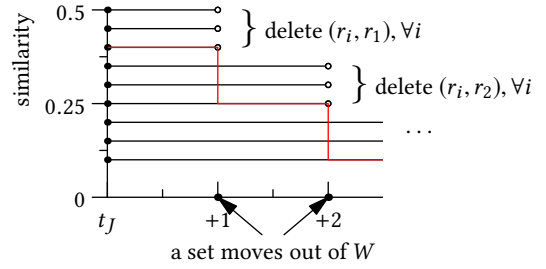


Figure 8: Worst case,  $k = 3$ .

Our implementation of  $set\_index\_time(t)$  scans the end time index only while the end time  $e_p$  is below  $t$ . Then the scan stops, and the remaining pairs are not touched. Each scanned pair is removed. The removal of  $n \leq |S|$  invalid pairs takes  $O(n \log |S|)$  time. Since each pair can be removed only once, the worst case  $n = |S|$  is infrequent, and the average complexity is  $O(\log |S|)$ .

## 6.2 Efficient Lower Bound Computation

The skyband lower bound  $lb(t, k)$  (cf. Section 5.3) is the similarity of the  $k$ -th pair in  $S$  at some future time  $t > t_j$ . It is used during candidate generation and is evaluated for each entry in the inverted lists until the stopping condition is reached.

A straightforward implementation scans  $S$  and returns the  $k$ -th pair  $p$  that satisfies  $e_p \geq t$ . This takes  $O(|S|)$  time, which is too expensive since the lower bound needs to be computed for each pre-candidate. We exploit the fact that  $S$  is minimal and use the end time index  $E$  to retrieve the  $k$ -th pair at time  $t$  efficiently. Since the end time index does not store similarities, we need to establish a connection between  $E$  and  $S$ .

LEMMA 6.1. *Let  $t \geq t_j$  be a timestamp,  $e_p \geq t$  the end time of the first pair  $p$  in  $E$  that ends at  $t$  or later,  $v$  be the rank of  $p$  in endtime index  $E$ . If stock  $S$  is minimal, the  $k$ -th pair in  $S$  at time  $t$  is  $S[k + v - 1]$ .*

PROOF. By induction on  $v$ . Pair  $p = E[1]$  covers the interval  $t_j \leq t < e_p$  and is the first pair to end; in this interval, the  $k$ -th pair in  $S$  is  $S[k + v - 1] = S[k]$ . Assumption: The  $k$ -th pair in  $S$  during the interval  $[t, e_p)$  is  $S[k + v - 1]$ . Note that  $p$  is in the top- $k$ ; otherwise  $p$  could be removed (which is not possible in a minimal stock). Assume unique end times in  $E$ : The pair  $E[v + 1]$  defines the next interval. Since  $p$  is now invalid, the next element in the stock,  $S[k + v]$ , is promoted to become the  $k$ -th pair in  $S$ . Now assume the general case of  $n$  entries in  $E$  with the same end time:  $v$  is always the position of the first of these entries in  $E$ . The pair  $E[v + n]$  defines the next interval, invalidating the former top- $k$  entries  $E[v]$  to  $E[v + n - 1]$  and promoting  $S[k + v - 1 + n]$  to rank  $k$  in  $S$ .  $\square$

To compute  $lb(t, k)$ , we search  $E$  for the smallest pair (in sort order) with  $e_p \geq t$  and retrieve its rank  $v$ . Operation  $lb(t, k)$  is the similarity of the pair at position  $v + k - 1$  in  $S$ . All these operations (searching  $e_p$  in  $E$ , computing its rank) are logarithmic in  $|S| = |E|$ .

Example 6.2. Figure 9 shows six pairs  $p_0, \dots, p_5$ , stock  $S$ , end time index  $E$ , and the skyband lower bound for  $k = 3$  (red line). For the pairs in  $S$ , we show similarity and end time (e.g., (0.4, 5) for  $p_2$ ); for the pairs in  $E$ , we only show the end time (5 for  $p_2$ ).  $S$  and  $E$  are

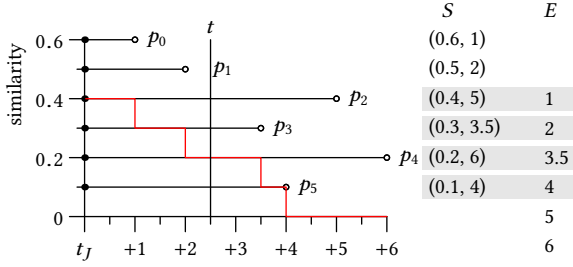


Figure 9: Threshold lookup at  $t = +2.5$ ,  $k = 3$ .

ordered by similarity resp. end time. We shift the orders by  $k - 1$  positions such that  $E[v]$  is aligned with  $S[k + v - 1]$  (gray bars). Note that the pairs in the bars define the steps of the skyband lower bound, e.g., the first bar defines the point  $(0.4, 1)$ , where the first step ends. This is a result of Lemma 6.1 and holds if the stock is minimal. We compute  $lb(t, k)$  for  $t = 2.5$ :  $p_3$  at position  $v = 3$  is the smallest pair in  $E$  with end time  $\geq t$ ; the aligned pair  $S[v + k - 1]$  has similarity 0.2, which is the skyband lower bound at time  $t = 2.5$ .

### 6.3 Inserting New Pairs

The insert operation adds a set of candidate pairs,  $C$ , to the stock. The challenge is to keep the stock minimal. New pairs may turn out to be irrelevant (in which case they should not be inserted), or they may render other pairs irrelevant (which then must be removed).

Assume we want to insert pair  $p$  (dotted) into the stock in Figure 10. To check if  $p$  is relevant, the rank at its end time  $e_p$  must be at most  $k$ . The rank of  $p$  is determined by the number of stock elements  $p'$  that do not end before  $p$  and are at least as similar, i.e.,  $e_p \leq e_{p'}$ ,  $sim(p) \leq sim(p')$ . There are 3 such pairs ( $p_2, p_3, p_5$ , gray area); thus,  $p$  is irrelevant (rank  $4 < k$  at end time). Note that inserting the irrelevant pair  $p$  disrupts the alignment of  $S$  and  $E$  (gray horizontal bars) stated in Lemma 6.1.

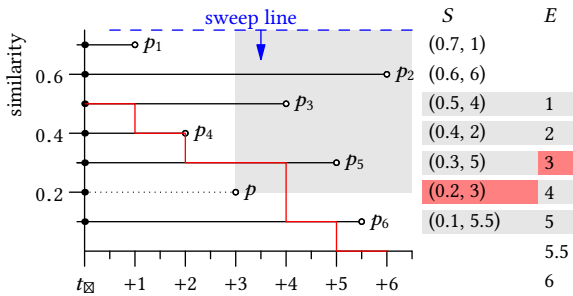


Figure 10: Relevant and irrelevant pairs,  $k = 3$ .

**Simple Insertion.** Let  $p$  be the pair to be inserted. First, the relevance of  $p$  must be checked. This is achieved using a sweep line algorithm that scans  $S$  in sort order and counts all pairs  $p' \in S$ ,  $e_p \leq e_{p'}$ ,  $sim(p) \leq sim(p')$  (gray area, Figure 10). If  $p$  is irrelevant, it is rejected. Otherwise,  $p$  is inserted, and all pairs  $p''$ ,  $e_p \geq e_{p''}$ ,  $sim(p) \geq sim(p'')$  must be checked since they may have become irrelevant due to the insertion of  $p$ . For each pair  $p''$ , the plane

sweep algorithm must be executed. Thus, the overall runtime is  $O(|S|^2)$ .

**Outline.** We present our efficient insert algorithm in three steps. First, we present a *cleanup* algorithm that uses end time index  $E$  to remove all  $i$  irrelevant pairs from stock  $S$  in time  $O(|S| \log i)$ . An insert algorithm that uses cleanup can add all candidates  $C$  to the stock without any relevance checks and then remove all irrelevant pairs in one pass. This is a major improvement over the simple algorithm that is quadratic in  $|S|$ . Second, we optimize cleanup for the use with insert, where we know the candidate set  $C$  up front. Third, we present the efficient insert algorithm of SWOOP, which uses a merge approach and inserts pairs only if they are relevant. Intuitively, adding  $C$  and cleaning the stock are interleaved.

**Cleanup.** The cleanup algorithm presented next removes all irrelevant pairs from stock  $S$  for a given  $k$ . The algorithm uses the end time index  $E$  and the following property of non-minimal stocks.

**LEMMA 3.** *If  $u$  is the position of the first irrelevant pair in  $E$ ,  $p = E[u]$ , then the position of  $p$  in  $S$  exceeds  $u + k - 1$ :  $p = S[v]$ ,  $v > u + k - 1$ .*

**PROOF.** By contradiction. Let  $p = E[u]$  be the first irrelevant pair in  $E$  and assume  $p = S[v]$ ,  $v \leq u + k - 1$ . The end time of all irrelevant pairs  $p'$  is  $e' \geq e_p$ . Since  $p = E[u]$ , there are  $u - 1$  pairs that end before  $p$ . None of these pairs can end at time  $e_p$  since we order ties in  $E$  by ascending similarity, i.e., irrelevant pairs precede relevant pairs. All  $u - 1$  pairs that end before  $e_p$  must be more similar than any  $p'$ ,  $p'$  would otherwise render them irrelevant. Further, since  $p$  is irrelevant, there must be at least  $k$  additional pairs that are more similar than  $p$  and are still valid at time  $e_p$ . Thus, in total at least  $u + k - 1$  pairs exist in  $S$  that precede  $p$ .  $\square$

With Lemma 3 we can clean the stock as follows: We scan  $E$  and check for each position  $u$  if the rank of  $E[u]$  in  $S$  exceeds  $u + k - 1$ : in this case, the pair is irrelevant and is removed. We repeat the procedure from position  $u$  until all pairs in  $E$  are processed. Computing the rank of  $E[u]$  in  $S$  has complexity  $O(\log |S|)$ . We avoid the logarithmic factor in our cleanup algorithm (Algorithm 5 without gray-shaded parts) as follows: We start with  $e = 1$  and iterate through the pairs  $E[e]$  and  $S[s]$  simultaneously such that  $s = e + k - 1$ . If pair  $E[e]$  sorts behind  $S[s]$  in the sort order of  $S$  then the rank of  $E[e]$  in  $S$  is above  $e + k - 1$ , and  $E[s]$  is irrelevant. Thus we avoid computing the exact rank of  $E[e]$  in  $S$ . The complexity is  $O(|S| \cdot \log i)$  for removing  $i$  irrelevant pairs.

**Example 6.3.** We clean the stock in Figure 10,  $k = 3$ . Initially,  $e = 1$  and  $s = e + k - 1 = 3$  (topmost gray bar).  $E[1] = p_1$  does not sort after  $S[3] = p_3$ ; thus,  $p_1$  is relevant. Next step  $e = 2$ :  $E[2] = p_4$ ,  $S[4] = p_4$ ,  $p_4$  is relevant. For  $e = 3$ ,  $E[3] = p$  sorts after  $S[5] = p_5$ ; thus,  $p$  is irrelevant and is removed. We proceed until  $S$  is exhausted.

**Optimized Cleanup.** Cleanup can be optimized for insertion by scanning only the regions of  $S$  that may contain irrelevant pairs. We identify these regions by inspecting the set of inserted pairs,  $C$ .

**LEMMA 6.4.** *Let stock  $S$  be minimal,  $C$  a candidate set of pairs,  $max_s = \max_{c \in C}(sim(c))$  and  $max_e = \max_{c \in C}(e_c)$  the maximum similarity resp. end time of all pairs  $c \in C$ . After adding  $C$  to  $S$  (without removing irrelevant pairs), the following holds for all pairs  $p \in S$ : if  $p$  is irrelevant, then  $sim(p) \leq max_s$  and  $e_p \leq max_e$ .*



**Globals:**  $S, E$ : binary search trees (stock, end times),  $k$ .

```

1 Input :  $C$ : candidates pairs.
2 Function cleanup(  $C$  )
3   if  $|S| \leq k$  then return;
4    $s \leftarrow$  rank of  $\max_{c \in C}(\text{sim}(c))$  in  $S$ ;  $e \leftarrow s - k + 1$ ;
5   if  $s < k$  then
6      $e \leftarrow 1$ ;  $s \leftarrow k$ ;
7   while  $s \leq |S| \wedge E[e] \leq \max_{c \in C}(\text{sim}(c))$  do
8     if  $E[e] > S[s]$  in sort order of  $S$  then
9        $s_e \leftarrow$  position of  $E[e]$  in  $S$ ;
10      remove  $S[s_e]$  and  $E[e]$ ;
11     else  $e \leftarrow e + 1$ ;  $s \leftarrow s + 1$ ;

```

**Algorithm 5:** Optimized cleanup.

Optimized cleanup (Algorithm 5 including gray-shaded parts) uses Lemma 6.4 to scan only those parts of  $S$  and  $E$  that might store irrelevant pairs. As an example, consider the stock in Figure 10 and assume that the candidates  $C = \{p_4, p_5\}$  have been inserted. With  $\text{max}_s = \text{sim}(p_4)$  and  $\text{max}_e = \text{sim}(p_5)$  we only need to scan  $p_4, p, p_5$ . The algorithm starts the scan at  $s = 4$  in  $S$  (since  $p_4 = S[4]$ ) and  $e = s - k + 1 = 2$  in  $E$ , and ends after three iterations.

**Insert.** The insert algorithm (cf. Algorithm 6) processes both the stock items and the candidates in sort order of the stock (descending similarity), and a merge-like approach is used to verify candidate pairs before they are inserted. Intuitively, we walk along the skyband boundary (gray boxes in Figure 11). Assume the current vertex of the skyband boundary is  $v_i$ . When we insert the candidates that fall between the vertexes  $v_{i-1}$  and  $v_i$ , their end times must be above the end time  $t_{bound}$ , i.e., the end time of  $v_{i-1}$ . Irrelevant candidates are never inserted, but the insertion of relevant candidate pairs may render other pairs irrelevant. Since irrelevant pairs can only appear after the current position in  $S$ , they will be removed as we proceed (like in the cleanup algorithm).

Lines 2–4 deal with the special case  $|S| < k$ . In Lines 6–7 (similar to the cleanup algorithm) initialize the positions  $s$  and  $e$ :  $s$  is the rank of the first candidate in sort order of  $S$  (in a stock  $S \cup \{c_1\}$ );  $e$  is aligned such that  $(E[e], S[s])$  define a skyband boundary vertex (gray bars in the figure). If the resulting  $s$  is smaller than  $k$ ,  $s$  is initialized to  $k$  and  $e$  to 1. Also the end time threshold  $t_{bound}$  is initialized.

In the next step, the algorithm loops over  $S$  and  $E$  (lines 8–15). In the inner loop, the relevant candidates that are more similar than  $S[s]$  are inserted (lines 9–11). Note that a candidate  $c_i$  is inserted at position  $s$ , so  $c_i$  becomes  $S[s]$ , and the loop exits after the first insertion (as  $\text{sim}(c_{i+1}) < \text{sim}(c_i) = \text{sim}(S[s])$ ). The relevance of a candidate is determined using the end time threshold  $t_{bound}$  as illustrated in Figure 11. The main loop proceeds like the cleanup algorithm (lines 12–15), except that also  $t_{bound}$  is updated.

After scanning the whole skyband boundary, there may still be candidates left (lines 16–19). This is the case for candidate pairs that are less similar than the least similar pair in  $S$ . Some of these pairs may be irrelevant. The end time for this check is the last end time in the skyband boundary,  $E[e - 1]$ .

**Globals:**  $S, E$ : binary search trees (stock, end times),  $k$ .

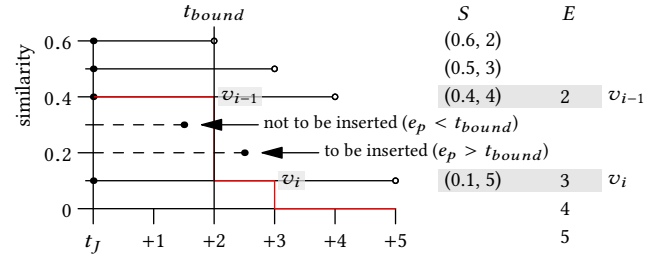
**Input** : candidate pairs  $C = (c_1, \dots, c_{|C|})$  sorted by descending similarity.

```

1 Function insert( $C$ )
2   // Insert up to  $k$  candidates into stock
3    $i \leftarrow \min\{\max\{k - |S|, 0\}, |C|\} + 1$ ;
4   if  $|S| < k$  then insert  $(c_1, \dots, c_{i-1})$  into  $S$  and  $E$ ;
5   if  $|S| \leq k \wedge i - 1 = |C|$  then return;
6   // Initialize  $t_{bound}$  and indices  $e$  and  $s$ 
7    $s \leftarrow \max_s(\text{sim}(S[s]) > \max\{\text{sim}(c) \mid c \in C\}) + 1$ ;
8   if  $s \leq k$  then  $e \leftarrow 1$ ;  $s \leftarrow k$ ;  $t_{bound} \leftarrow t_j$ ;
9   else  $e \leftarrow s - k + 1$ ;  $t_{bound} \leftarrow E[e - 1]$ ;
10  // Loop over  $S$  and  $E$ 
11  while  $s \leq |S| \wedge E[e] \leq \max_{c \in C}(\text{sim}(c))$  do
12    // Insert relevant candidates  $> \text{sim}(S[s])$ 
13    while  $i \leq |C| \wedge \text{sim}(c_i) > \text{sim}(S[s])$  do
14      if  $e_{c_i} > t_{bound}$  then insert  $c_i$  into  $S$  and  $E$ ;
15       $i \leftarrow i + 1$ ;
16    if  $E[e] > S[s]$  in sort order of  $S$  then
17       $s_e \leftarrow$  position of  $E[e]$  in  $S$ ;
18      remove  $S[s_e]$  and  $E[e]$ ;
19    else  $t_{bound} \leftarrow E[e]$ ;  $s \leftarrow s + 1$ ;  $e \leftarrow e + 1$ ;
20  // Insert remaining candidates
21  while  $i \leq |C|$  do
22    if  $e_{c_i} > E[e - 1]$  then
23      insert  $c_i$  into  $S$  and  $E$ ;  $e \leftarrow e + 1$ ;
24     $i \leftarrow i + 1$ ;

```

**Algorithm 6:** Insert into stock.



**Figure 11:** To insert or not to insert.

The complexity of insert depends on the sizes of  $S$  and  $C$ . Inserting or deleting a pair takes  $O(\log|S|)$ . Potentially each candidate pair has to be inserted, and each pair from  $S$  has to be removed, yielding a worst-case complexity of  $O((|S| + |C|)\log(|S| + |C|))$ .

## 7 EXPERIMENTAL STUDY

### 7.1 Experimental Setting

**Setup.** We conduct our experiments on an 8-core Intel Xeon E5-2630 v3 CPUs with 2.4 Ghz, 96 GB of RAM, and 20 MB cache (shared with the other cores), running Debian 8. Our code is written in C++ and is compiled with GCC using the -O3 option.

**Algorithms.** We compare the following algorithms:

- SWOOP: Our algorithm.

Dataset	# stream items	avg. set size	universe size
TWEET	$3.4 \cdot 10^7$	13.44	$3.7 \cdot 10^7$
FLICKR	$1.2 \cdot 10^6$	10.05	$8.1 \cdot 10^5$
DBLP	$5.5 \cdot 10^6$	12.10	$1.7 \cdot 10^6$

**Table 3: Dataset statistics.**

- SCASE: Generic top- $k$  join framework with sliding window on streams [12].
- Base: Baseline algorithm as presented in Section 3.

We implemented all algorithms ourselves<sup>1</sup>. We were unable to obtain the original source code of SCASE. The algorithms are implemented in C++ using data structures that are available from STL and Boost<sup>2</sup>. For the binary search trees  $S$  and  $E$ , we use Boost Multiindex. We define one Multiindex structure that stores stock  $S$  and provide two indices on this container.

**Datasets.** We use three datasets. Key statistics are offered in Table 3.

TWEET. Geocoded tweets collected from February to April 2017.

DBLP. Articles from DBLP<sup>3</sup> [6]. A set is a publication and the tokens correspond to the words in the authors and title fields. The timestamp is the modification date from DBLP’s XML file.

FLICKR. Photo meta-data. A set consists of tokens from the tag or title text describing a photo. The timestamps are assigned randomly between 0 and 10,000 seconds. This dataset was provided by Bourous et al. [2].

**Measures.** The *average window size*  $\overline{|W|}$  is the average number of sets in sliding window  $W$ , which is controlled by the duration  $w$  of  $W$ .

*Pre-candidates* are the set pairs that must be formed when a new set arrives in the stream. In Base and SCASE, a new set will form a pre-candidate with each set in the sliding window. In SWOOP, the number of pre-candidates is the number of processed inverted list items. *Candidates* are those pre-candidates that are sent to the stock for insertion. Base sends all pre-candidates to the stock. SWOOP and SCASE filter the pre-candidates using a lower bound filter.

The *set rate* is the average number of processed sets per second and measures the performance of an algorithm. We map string tokens to integers as discussed in Section 5.5; this process is identical for all algorithms and is not considered in the set rate. The *latency* is the time difference between the appearance of a set in the stream and the update of the top- $k$  result. It includes candidate generation, stock update, and potential waiting times in a queue.

## 7.2 Optimized Token Processing Order

We measure the effect of the processing order of the inverted lists during candidate generation. This is relevant only in SWOOP since SCASE and Base do not use inverted lists.

In Section 5.5, we propose to process the inverted lists in ascending order of their length. We compare SWOOP, which uses this optimization, to SWOOP-noopt that uses the token order established based on the first appearance of a token.

We run the experiment on all datasets. For TWEET and FLICKR we see almost no runtime difference, indicating that the token order is a good estimate of the real frequency in the stream. The picture is different for DBLP: Figure 12(a) shows that SWOOP can process the DBLP stream at a rate between 36 and 83 times faster than SWOOP-noopt. The reason is the skew in the DBLP dataset. First, the sets are received in the stream at a very irregular rate, such that the window size  $\overline{|W|}$  varies between 0 and 338.199 for  $w = 1$  day (cf. Figure 12(c)). For large window sizes  $\overline{|W|}$ , the inverted lists get long and a poor list order has major effects on the performance. Second, the tokens ‘Page’ and ‘Home’ are only introduced at the positions 2018 and 9764, respectively. However, these tokens become very frequent later (between 10% and 50% for most of the stream) as Figure 12(d) shows (due to high correlation, the blue curve for ‘Page’ almost completely overlaps the red curve of ‘Home’). As a result, these tokens get assigned token numbers for infrequent tokens. Even worse, the largest frequency (almost 100%) of these tokens occurs during the spikes in the window size, leading to very large numbers of pre-candidates (cf. Figure 12(b)).

This offers empirical evidence that optimization of the token order is relevant for difficult streams that are highly skewed.

## 7.3 Stock Size

We analyze the maximum stock size for SWOOP, SCASE, and Base. Specifically, we consider the maximum number of pairs that were stored in stock during the processing of a particular stream. The stock size of Base is quadratic in the window size  $\overline{|W|}$  as all pairs (with non-zero overlap) in the window are stored. The stock of both SWOOP and SCASE is minimal and of size  $O(k \cdot |S|)$  in the worst case. (The difference between them lies in the stock maintenance, which is evaluated later.) Figure 13 shows the stock size for increasing window sizes  $\overline{|W|}$  and increasing values of  $k$ . As expected, the stock size of Base grows fast with the window size. Interestingly, the size of the minimal stock of SWOOP and SCASE grows much slower than the worst case, indicated by dotted lines. The stock size of Base is independent of  $k$  as it stores all pairs (with non-zero overlap): see Figure 13(b). The minimal stock of SWOOP and SCASE is well below the worst case and also grows slowly: At  $k = 10$ , the maximum stock size is  $1.5 \cdot 10^2$ , while at  $k = 1000$ , it is  $6 \cdot 10^3$ , which is substantially below the worst case minimal stock size. These results are in line with previous findings [12], where the asymptotic behavior of the *expected* stock size is shown to be  $O(k \cdot \log(\overline{|W|}/k))$ .

Overall, the advantage of maintaining a minimal stock is clearly supported by our experiments.

## 7.4 Stock Maintenance

In Figure 15, we isolate the effect of the incremental stock maintenance in SWOOP as compared to recomputing the stock from scratch for every new set in the stream (SCASE). To this end, we combine the candidate generation of SCASE with our incremental stock and call the resulting algorithm Hybrid. The only difference between the algorithms is the stock maintenance.

Hybrid is always faster than SCASE. The scalability in  $k$  is shown in Figure 15(a). For large  $k$ , Hybrid is up to an order of magnitude faster than SCASE. This is explained by the stock size, which increases with  $k$ . SCASE must recompute the stock from scratch for

<sup>1</sup>Source code will be published

<sup>2</sup><http://www.boost.org/>

<sup>3</sup><http://dblp.uni-trier.de/>

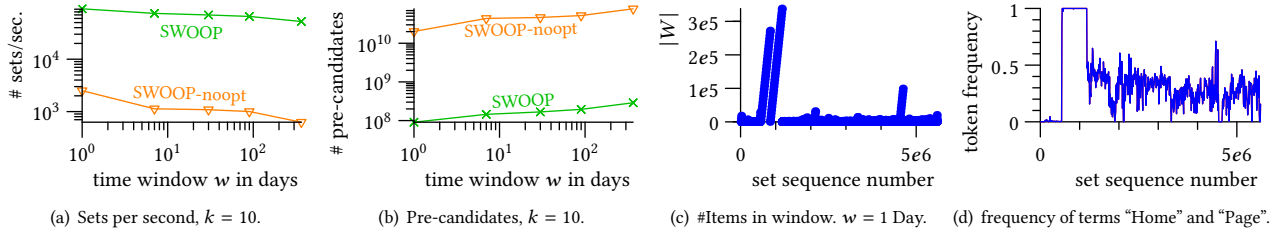
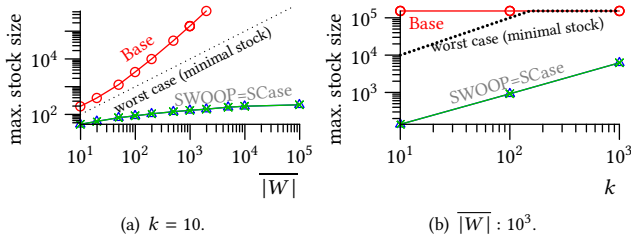


Figure 12: Optimized Token Processing Order (DBLP).

Figure 13: Maximum stock size in  $k$  and  $|W|$  (FLICKR).

every new set in the stream, whereas Hybrid incrementally maintains the stock and potentially touches only a small fraction of the pairs in the stock. For large window sizes, candidate generation dominates the runtime of both Hybrid and SCASE, and the performance of stock maintenance has less of an effect on the overall runtime (cf. Figures 15(b)–15(c)).

We conclude that the performance advantage of SWOOP over SCASE is not only due to the efficient candidate generation in SWOOP, but also due to its incremental stock maintenance. Note that SWOOP’s incremental stock is independent of sets and is applicable in a generic join framework like the stock of SCASE.

## 7.5 Scalability

We analyze the stream rate as a function of the average window size  $|W|$  and the result size  $k$ , and we measure the processing latency.

**Window Size.** In Figure 14(a), we measure the stream rate for varying window sizes on the TWEET dataset. SWOOP scales very well with the window size: The stream rate decreases only by a factor of less than three as we increase the window size by five orders of magnitude. Our experiments on DBLP (cf. Figure 12(a)) and FLICKR (cf. Figures 15(b)–15(c)) confirm the scalability of SWOOP.

Base performs well for small windows (due to its small overhead), but the performance of both Base and SCASE quickly decreases with larger windows. The main reason is the number of pre-candidates: the similarity between each new set in the stream and all sets in the window must be computed. SWOOP uses an inverted list index with filters to effectively reduce the number of pre-candidates: as illustrated in Figure 14(b), the number of pre-candidates in SWOOP is almost independent of the window size.

Figure 14(c) shows the number of candidates, i.e., the number of pairs that are sent to the stock for insertion. Base sends all pre-candidates to the stock, whereas both SWOOP and SCASE use the

skyband lower bound to prune pre-candidates, leading to identical candidate sets. Whereas SCASE inserts all candidates into the stock, SWOOP’s merge-based insertion algorithm prunes irrelevant pairs.

**Result size  $k$ .** Figure 15(a) shows the stream rate for increasing values of  $k$ . SWOOP consistently outperforms SCASE by about an order of magnitude. The stream rate of both SWOOP and SCASE decreases with increasing values of  $k$  since the stock gets larger. The stream rate of Base is low and not affected by  $k$  since Base does not leverage  $k$  to decrease the stock. We test the effect of  $k$  on the performance with increasing window sizes. Figures 15(b) and 15(c) show that the stream rate of SWOOP decreases very slowly for windows above  $|W| = 10^3$  for both small  $k = 10$  and large  $k = 10^3$ .

**Latency.** We modify the timestamps in the TWEET dataset in order to produce a stream with a constant number of sets per second. We load SWOOP with 80% of the average stream rate for the respective window size and measure the latency. The latencies are small: For  $|W| = 10^4$  ( $4.72 \cdot 10^4$  sets/second), the maximum latency is 0.25s with a maximum queue of 12,015 sets, and for  $|W| = 10^6$  ( $3.62 \cdot 10^4$  sets/second), the maximum latency is 0.03s with a maximum queue length of 1365 sets. Interestingly, the latency is lower for larger windows. We attribute this effect to the skyband lower bound, which is looser for small windows (and fewer pairs in the stock). This may lead to more pre-candidates for individual sets. In fact, the maximum processing time (candidate generation plus stock update) of a set is 0.04s for  $|W| = 10^6$  and 0.10s for  $|W| = 10^4$ . This effect is limited to individual sets and does show in the overall number of pre-candidates (cf. Figure 14(b)).

## 8 RELATED WORK

Threshold-based set similarity join algorithms have been studied extensively over the past decade. A particularly successful concept is the so-called prefix filter [3], which has been exploited in many set similarity algorithms [1, 2, 7, 11, 13, 15]. The prefix filter cannot be applied in our top- $k$  settings as it requires a fixed threshold.

Morales et al. [4] study a similarity join where the sets arrive in a stream. Their join computes all pairs of sets that are more similar than a user-defined threshold. They support an extended Cosine similarity measure that also considers the age of pairs using a user-defined time-decay parameter. This algorithm requires an up-front threshold and then maintains all pairs above the threshold. This algorithm cannot be applied in our setting because (i) the time-decay cannot be modified to simulate a sliding window, and (ii) in order to simulate top- $k$ , the algorithm would need to support

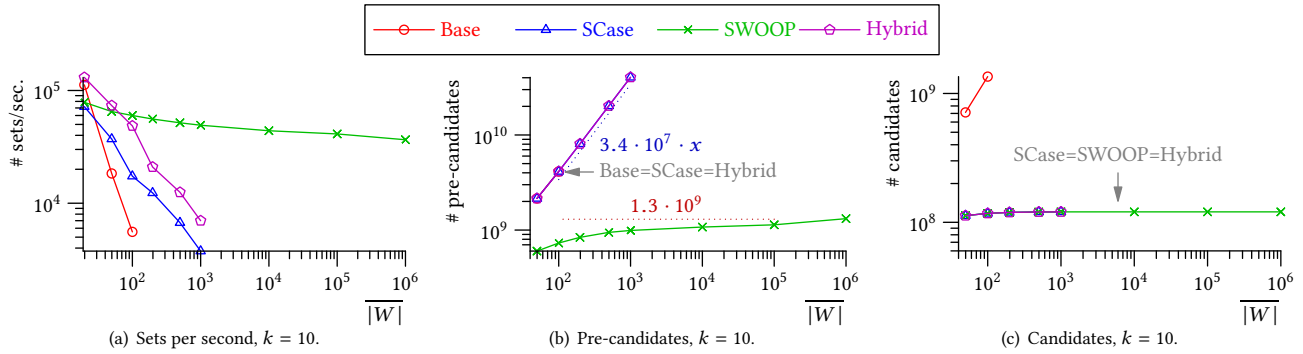


Figure 14: TWEET.

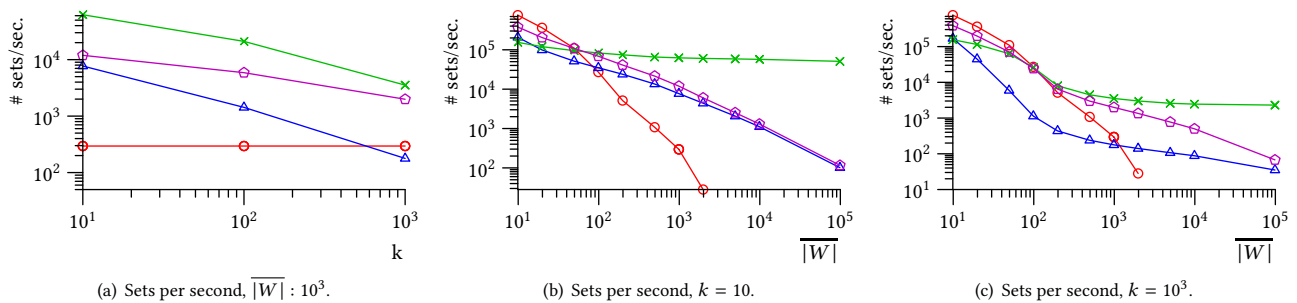


Figure 15: FLICKR.

changing the threshold whenever a set enters or exits the window such that exactly  $k$  pairs are maintained, which is not possible.

Xiao et al. [14] present a top- $k$  set similarity join algorithm for a static setting, where all sets are known up front. The processing is by token, not by set. The tokens are processed by decreasing positional upper-bound. The algorithm is not applicable to our problem, except by running the algorithm whenever window  $W$  changes. This is computationally more expensive than our baseline solution, so we excluded this approach from the experiments.

Shen et al. [12] introduce SCASE, a generic framework for computing the top- $k$  most similar pairs over sliding windows on streams of objects. The similarity function is supplied by the user; no optimizations specific to sets are included. SCASE uses four data structures for maintaining the stock: binary trees for the stock (i) sorted by similarity and (ii) sorted by end time, and (iii) for storing the skyband boundary; (iv) a heap for the reconstruction of the three trees. We only need the first two data structures. We further require fewer operations and less memory, as we incrementally maintain the data structures rather than reconstructing them for each new set on a stream. In our experiments we conduct a detailed comparison with this approach.

A number of studies (e.g., [9, 10]) compute top- $k$  queries over streams of objects with a fixed score. All objects have the same lifetime, which is determined by a sliding window. In our setting, the lifetime of an object (pair of sets) is determined by the lifetime of two sets and varies between objects, which poses additional challenges compared to these algorithms.

Ilyas et al. [5] compute top- $k$  join queries in relational databases. Tuples are joined on equality and are ranked based on the rank of the joined tuples. Furthermore, the algorithm requires static input. In our setting, the sets (tuples) do not have any rank associated with them. We compute the rank solely on the pair of sets (joined tuples). Our join result changes based on the contents of the sliding window. Therefore, this algorithm cannot be applied in our setting.

## 9 CONCLUSIONS

We presented a novel algorithm for continuous top- $k$  similarity joins over streams of sets. We introduced the notion of well-behaved similarity function to characterize the class of supported similarity functions. Our algorithm integrates new set-based optimizations and a novel, incremental technique to maintain the join result. An extensive empirical comparison with the state-of-the-art algorithm SCASE and a baseline offered evidence that the new algorithm is capable of outperforming its predecessors by up to three orders of magnitude.

## REFERENCES

- [1] R. J. Bayardo, Y. Ma, and R. Srikant. Scaling up all pairs similarity search. In *Proc. WWW*, pages 131–140, 2007.
- [2] P. Boursos, S. Ge, and N. Mamouli. Spatio-textual similarity joins. *PVLDB*, 6(1):1–12, Nov. 2012.
- [3] S. Chaudhuri, V. Ganti, and R. Kaushik. A primitive operator for similarity joins in data cleaning. In *Proc. ICDE*, pages 5–16, 2006.
- [4] G. De Francisci Morales and A. Gionis. Streaming similarity self-join. *PVLDB*, 9(10):792–803, June 2016.
- [5] I. F. Ilyas, W. G. Aref, and A. K. Elmagarmid. Supporting top-k join queries in relational databases. *VLDB J.*, 13(3):207–221, 2004.
- [6] M. Ley. DBLP - some lessons learned. *PVLDB*, 2(2):1493–1500, Aug. 2009.
- [7] W. Mann and N. Augsten. PEL: Position-enhanced length filter for set similarity joins. In *Proc. GvD (Foundations of Databases)*, 2014.
- [8] W. Mann, N. Augsten, and P. Boursos. An empirical evaluation of set similarity join techniques. *PVLDB*, 9(4):360–371, May 2015.
- [9] K. Mouratidis, S. Bakiras, and D. Papadias. Continuous monitoring of top-k queries over sliding windows. In *Proc. SIGMOD*, pages 635–646, 2006.
- [10] K. Pripužić, I. P. Žarko, and K. Aberer. Time- and space-efficient sliding window top-k query processing. *TODS*, 40(1):1:1–1:44, Mar. 2015.
- [11] L. A. Ribeiro and T. Härder. Generalizing prefix filtering to improve set similarity joins. *Information Systems*, 36(1):62–78, Mar. 2011.
- [12] Z. Shen, M. A. Cheema, X. Lin, W. Zhang, and H. Wang. A generic framework for top-k pairs and top-k objects queries over sliding windows. *TKDE*, 26(6):1349–1366, June 2014.
- [13] J. Wang, G. Li, and J. Feng. Can we beat the prefix filtering?: An adaptive framework for similarity join and search. In *Proc. SIGMOD*, pages 85–96, 2012.
- [14] C. Xiao, W. Wang, X. Lin, and H. Shang. Top-k set similarity joins. In *Proc. ICDE*, pages 916–927, 2009.
- [15] C. Xiao, W. Wang, X. Lin, J. X. Yu, and G. Wang. Efficient similarity joins for near-duplicate detection. *TODS*, 36(3):15, Aug. 2011.

A SUPPORTING  $R$ - $R'$  JOINS

For the ease of presentation, we assumed a self-join scenario with one stream  $R$ . Here, we discuss the changes required to support joins of two streams  $R$  and  $R'$ .

With two streams, a pair  $p = (r_i, r'_j)$  belongs to  $R \times R'$ . As a result, (1) there are no symmetric pairs, and (2) the order in a pair does not indicate which set arrived earlier. Therefore, a pair  $p$  is now valid from time  $\max(t_i, t'_j)$  to time  $\min(t_i, t'_j) + w$ .

To support two streams, a second inverted list index  $I'$  is added to the stream join framework. While  $I$  continues to index  $R$ ,  $I'$  indexes  $R'$  analogously. Then, the candidates for a new tuple  $(r_i, t_i) \in R$  are generated from  $I'$  and the candidates for a new tuple  $(r'_j, t'_j) \in R'$  are generated from  $I$ . The candidates of both indexes are inserted into the stock, and the stock is maintained as in the self-join scenario.