

Periodic array of quantum rings strongly coupled to circularly polarized light as a topological insulator

V. K. Kozin^{1,2}, I. V. Iorsh¹, O. V. Kibis^{3,2,*} and I. A. Shelykh^{1,2}

¹*ITMO University, Saint Petersburg 197101, Russia*

²*Science Institute, University of Iceland, Dunhagi 3, IS-107, Reykjavik, Iceland and*

³*Department of Applied and Theoretical Physics, Novosibirsk State Technical University, Karl Marx Avenue 20, Novosibirsk 630073, Russia*

We demonstrate theoretically that a strong high-frequency circularly polarized electromagnetic field can turn a two-dimensional periodic array of interconnected quantum rings into a topological insulator. The elaborated approach is applicable to calculate and analyze the electron energy spectrum of the array, the energy spectrum of the edge states and the corresponding electronic densities. As a result, the present theory paves the way to optical control of the topological phases in ring-based mesoscopic structures.

I. INTRODUCTION

Symmetries play crucial role in modern science since they determine physical properties of various systems. Particularly, the translational and inversion symmetries together with the time-reversal symmetry define the electronic structure of solids. If one of the symmetries is broken, the electron energy spectrum complicates and the electron system can reach topologically nontrivial phases¹. So, the breaking of inversion symmetry in semiconductor structures can lead to the transition from the normal semiconducting state to the topological insulator — the matter that behaves as an insulator in its interior but whose edges contain conducting electronic states^{2–4}. The breaking of time-reversal symmetry — for instance, by application of a magnetic field — radically changes the electron energy spectrum as well, resulting in the discrete set of Landau levels within the bulk and the chiral edge states at the boundaries. In turn, the Coulomb interaction can further complicate the physical picture leading to the incompressible Laughlin states and other exotic phases of matter⁵.

It has been recently shown that topologically nontrivial phases may arise not only in the condensed-matter electronic systems but also in photonic structures^{6,7} or in the strongly coupled light-matter systems based on cavity polaritons^{8–11}. Moreover, in ring-like nanostructures (particularly, in mesoscopic ballistic rings) the coherent coupling of electrons to a circularly polarized electromagnetic field leads to the appearance of an effective $U(1)$ gauge field which breaks the time-reversal symmetry. Particularly, this field results in the physical nonequivalence of clockwise and counterclockwise electron rotations in an irradiated QR similarly to a stationary magnetic field^{12–14}. The field-controlled interference of the electron waves corresponding to these rotations opens a way to an optical tuning of QR arrays¹⁵. Currently, QRs are actively studied both experimentally and theoretically as a basis for various nanoelectronic applications¹⁶. Developing this scientific trend in the present article, we demonstrate theoretically that a circularly polarized field can turn a two-dimensional (2D) array of in-

terconnected QRs into a topological insulator. It should be noted that topological properties of electrons strongly coupled to light are under consideration currently for various condensed-matter systems, including graphene, semiconductor structures, etc (see, e.g., Refs. 17–21). Therefore, the subject of the present research fits well the growing tendencies in condensed-matter physics.

The paper is organized as follows. In Sec. II, we elaborate the theory describing the stationary electronic properties of an irradiated array of QRs. In Sec. III, we derive the electron energy spectrum of the array, calculate the spectrum of electronic edge states and the corresponding electronic densities, and analyze the found edge states within the formalism based on the Chern numbers. The last section contains the acknowledgments.

II. MODEL

Let us consider the 2D periodic array of interconnected QRs which are irradiated by a circularly polarized electromagnetic wave with the electric field amplitude, \tilde{E}_0 , and the frequency, ω (see Fig. 1). In what follows, the field frequency, ω , is assumed to satisfy the two conditions. Firstly, the field frequency should be far from interband resonant frequencies of electrons in the periodic array. Under this off-resonant condition, one can neglect the interband absorption of the field. Secondly, the field frequency should satisfy the condition $\omega\tau \gg 1$, where τ is the electron life time restricted by intraband scattering processes. Under this high-frequency condition, the intraband (Drude) absorption of the field by electrons can also be neglected. Since the wave is both off-resonant and high-frequency (“dressing field” within the conventional terminology of quantum optics), the absorption of the field does not erode the effects under consideration (for more details, see also the discussion in Refs. 22,23). Correspondingly, the effects caused by the dressing field substantially differ from the effects induced in QRs by absorption of light (see, e.g., Refs. 24–27). Physically, the circularly polarized dressing field breaks the time-reversal symmetry and, therefore, effects on the electron system

in the QR similarly to a stationary magnetic field¹². In particular, electronic properties of a dressed QR can be described by the effective stationary Hamiltonian,

$$H_{\text{eff}} = \frac{(\hat{p}_\phi - eA_{\text{eff}})^2}{2m_e}, \quad (1)$$

where \hat{p}_ϕ is the operator of electron momentum in the QR, and

$$A_{\text{eff}} = \frac{eE_0^2}{2Rm_e\omega^3} \quad (2)$$

is the artificial $U(1)$ gauge potential produced by the interaction between electrons in the QR and circularly polarized photons of the dressing field¹³. It follows from Eqs. (1)–(2) that the effective vector potential, A_{eff} , is responsible for the optically induced Aharonov-Bohm effect^{13,14} and results in the phase shift of an electron wave travelling between nearest quantum point contacts (QPCs),

$$\phi_0 = \frac{e\pi RA_{\text{eff}}}{2\hbar} = \frac{\pi e^2 \tilde{E}_0^2}{4m_e \hbar \omega^3}. \quad (3)$$

Within the conventional scattering matrix approach^{28,29}, the amplitudes of electronic waves propagating in the array, A_\pm , B_\pm , C_\pm , D_\pm , F_\pm , G_\pm , H_\pm , I_\pm , satisfy the following set of equations,

$$\begin{pmatrix} A_- e^{-iqd/2} \\ F_+ \\ I_+ \end{pmatrix} = S \begin{pmatrix} A_+ e^{iqd/2} \\ F_- e^{i(\pi qR/2 - \phi_0)} \\ I_- e^{i(\pi qR/2 + \phi_0)} \end{pmatrix}, \quad (4)$$

$$\begin{pmatrix} B_+ e^{-iqd/2} \\ F_- \\ G_- \end{pmatrix} = S \begin{pmatrix} B_- e^{iqd/2} \\ F_+ e^{i(\pi qR/2 + \phi_0)} \\ G_+ e^{i(\pi qR/2 - \phi_0)} \end{pmatrix}, \quad (5)$$

$$\begin{pmatrix} C_- e^{-iqd/2} \\ G_+ \\ H_+ \end{pmatrix} = S \begin{pmatrix} C_+ e^{iqd/2} \\ G_- e^{i(\pi qR/2 + \phi_0)} \\ H_- e^{i(\pi qR/2 - \phi_0)} \end{pmatrix}, \quad (6)$$

$$\begin{pmatrix} D_+ e^{-iqd/2} \\ H_- \\ I_- \end{pmatrix} = S \begin{pmatrix} D_- e^{iqd/2} \\ H_+ e^{i(\pi qR/2 + \phi_0)} \\ I_+ e^{i(\pi qR/2 - \phi_0)} \end{pmatrix}, \quad (7)$$

where the scattering matrix is

$$S = \begin{pmatrix} \sqrt{1-2\varepsilon^2} & \varepsilon & \varepsilon \\ \varepsilon & \frac{-(1+\sqrt{1-2\varepsilon^2})}{2} & \frac{(1-\sqrt{1-2\varepsilon^2})}{2} \\ \varepsilon & \frac{(1-\sqrt{1-2\varepsilon^2})}{2} & \frac{-(1+\sqrt{1-2\varepsilon^2})}{2} \end{pmatrix}, \quad (8)$$

ε is the electron transmission amplitude through QPCs ($0 \leq \varepsilon \leq 1/\sqrt{2}$), $\hbar q = \sqrt{2m_e E}$ is the electron momentum, m_e is the electron effective mass, E is the electron energy, and ϕ_0 is the field-induced phase shift (3). Apply-

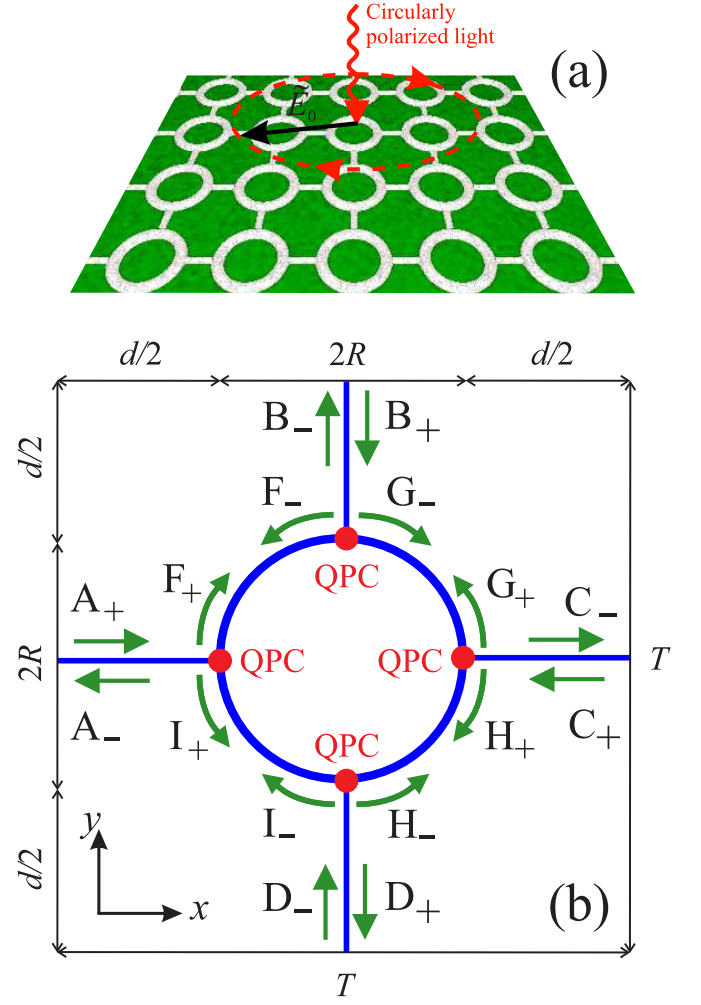


FIG. 1: Sketch of the system under consideration: (a) The 2D periodic array of quantum rings (QRs) irradiated by a circularly polarized electromagnetic wave with the electric field amplitude $\tilde{\mathbf{E}}_0$; (b) The elementary cell of the 2D array with the period T , which consists of a QR with the radius R , four leads with the length $d/2$ and four quantum point contacts (QPC). The green arrows correspond to electron waves traveling in different ways with the amplitudes A_\pm , B_\pm , C_\pm , D_\pm , F_\pm , G_\pm , H_\pm , I_\pm .

ing the Bloch theorem to the considered periodic array of QRs, we arrive at the equations

$$\begin{pmatrix} C_- \\ C_+ \end{pmatrix} = e^{ik_x T} \begin{pmatrix} A_+ \\ A_- \end{pmatrix}, \quad (9)$$

$$\begin{pmatrix} B_+ \\ B_- \end{pmatrix} = e^{ik_y T} \begin{pmatrix} D_- \\ D_+ \end{pmatrix}, \quad (10)$$

where $\mathbf{k} = (k_x, k_y)$ is the electron wave vector originated from the periodicity of the array and $T = d + 2R$ is the period of the array. Mathematically, Eqs. (4)–(7) and Eqs. (9)–(10) form the homogeneous system of sixteen linear algebraic equations for the sixteen amplitudes A_\pm ,

$B_{\pm}, C_{\pm}, D_{\pm}, F_{\pm}, G_{\pm}, H_{\pm}, I_{\pm}$. Solving the secular equation of this algebraic system numerically, we arrive at the sought electron energy spectrum of the irradiated array, $E(\mathbf{k})$, which is discussed below.

III. RESULTS AND DISCUSSION

The first six energy bands, $E(\mathbf{k})$, of the 2D infinite periodic array of QRs with transparent QPCs ($\varepsilon = 1/\sqrt{2}$) are plotted in Figs. 2a–2c for various directions Γ -X-M- Γ in the Brillouin zone of the array (see Fig. 2d) and various phase incursions, ϕ_0 . In the absence of the dressing field ($\phi_0 = 0$), the electron energy spectrum plotted in Fig 2a has no gaps in the density of electronic states and consists of two flat bands (1 and 6), which correspond to electron states localized within QRs, and four bands (2–5) corresponding to delocalized electron states propagating along the array. The dressing field ($\phi_0 \neq 0$), firstly, results in coupling between localized and delocalized electron states (see the dispersions of the 6-th band in Figs. 2a and 2b) and, secondly, induces the energy gaps between different bands (see the green strips in Figs. 2b–2c). In what follows, the gaps between the bands with the numbers i and j are denoted as Δ_{ij} . It should be noted that the values of the field-induced gaps depend periodically on the dressing field as it is shown in Fig. 2e. Let us demonstrate that edge states — both topologically protected and unprotected — appear within these field-induced band gaps.

Following the conventional theory of topological insulators⁴, we have to fold the Brillouin zone pictured in Fig. 2d as a torus T^2 . Then the Chern number corresponding to the n -th band of the considered periodic array is defined as

$$C_n = \frac{1}{2\pi i} \int_{T^2} d^2k F_{xy}(\mathbf{k}), \quad (11)$$

where $F_{xy}(\mathbf{k}) = \partial A_y / \partial k_x - \partial A_x / \partial k_y$ is the field strength associated with the Berry connection, $A_j(\mathbf{k}) = \langle n(\mathbf{k}) | \frac{\partial}{\partial k_j} | n(\mathbf{k}) \rangle$ is the vector potential of the field, and $|n(\mathbf{k})\rangle$ is the normalized Bloch wave function of the n -th band⁴. Applying Eq. (11) to the Bloch functions found from Eqs. (4)–(10), we arrive at the Chern numbers of the considered bands: $C_1 = 0$, $C_2 = -1$, $C_3 = 1$, $C_4 = 1$ and $C_5 = -1$. According to the bulk-boundary correspondence⁴, the sum of the Chern numbers of the bands below a certain gap is equal to the number of topologically protected edgemodes in the gap (per each boundary):

$$N = \left| \sum_i C_i \right|. \quad (12)$$

It follows from Eq. (12) that two branches of the topologically protected edge states must exist within each of the two non-zero band gaps, Δ_{23} and Δ_{45} , if the array of QRs is of finite size along one dimension. To find energy

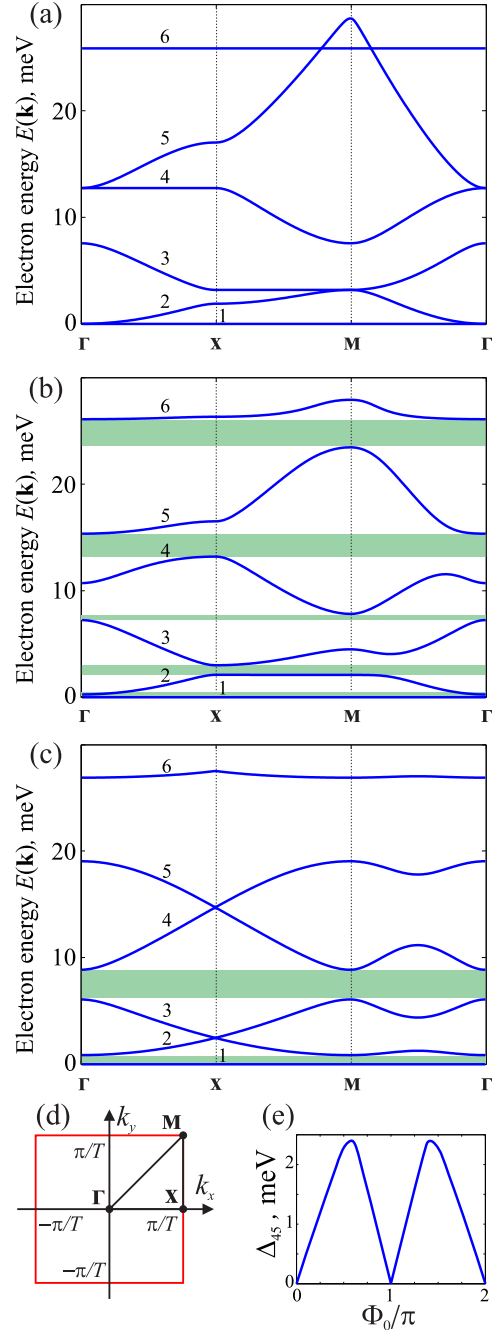


FIG. 2: Electron energy spectrum, $E(\mathbf{k})$, of the first six bands (1–6) in the 2D infinite periodic array of GaAs-based QRs with the radius $R = 30$ nm, the period $T = 100$ nm and the electron transmission amplitude, $\varepsilon = 1/\sqrt{2}$, in the presence of a circularly polarized electromagnetic field with the different phase incursions, ϕ_0 : (a) $\phi_0 = 0$; (b) $\phi_0 = \pi/9$; (c) $\phi_0 = \pi/4$. The green strips depict the field-induced band gaps, the plot (d) shows the first Brillouin zone of the 2D periodic array of QRs and the plot (e) presents the dependence of the band gap, Δ_{45} , on the field-induced phase incursion along a whole QR, $\Phi_0 = 4\phi_0$.

spectrum of the branches, let us restrict the consideration by the array which is infinite along the x axis and

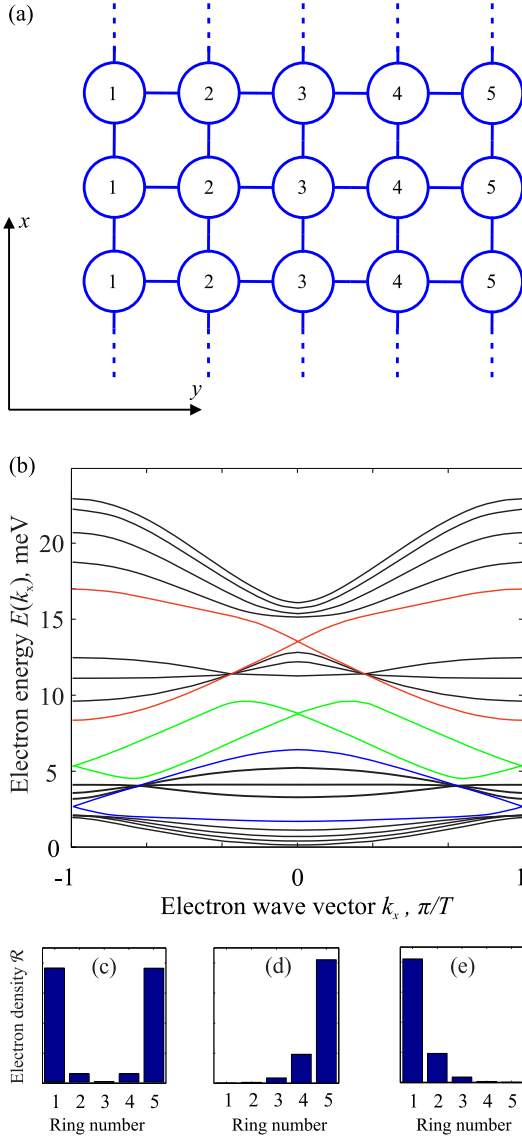


FIG. 3: Electronic properties of the finite array of QRs: (a) Sketch of the finite array of QRs which is infinite along the x axis and consists of five QRs along the y axis; (b) The energy bands, $E(\mathbf{k})$, of the finite array consisting of GaAs-based QRs with the radius $R = 30$ nm, the period $T = 100$ nm and the electron transmission amplitude, $\varepsilon = 1/\sqrt{2}$, in the presence of a circularly polarized electromagnetic field with the phase incursions, $\phi_0 = \pi/9$. The red and blue lines correspond to the topologically protected edge states, whereas the green lines correspond to unprotected ones; (c)–(e) distribution of the electron density, \mathcal{R} , in QRs with the different numbers for the state corresponding to the intersection of the red branches at $k = 0$ in the plot (c), the state corresponding to the upper red branch at $k_x T/\pi = -0.007$ in the plot (d), and the state corresponding to the upper red branch at $k_x T/\pi = 0.007$ in the plot (e).

includes only five QRs along the y axis (see Fig. 3a). The energy spectrum of electrons in this array can be easily calculated within the approach developed in Sec. II

with the only difference: The elementary cell of the finite array pictured in Fig. 3a consists of five QRs, where the edge rings (with the numbers 1 and 5) have three QPCs unlike the others. The energy spectrum of lowest bands of delocalized electrons in this array, $E(\mathbf{k})$, is plotted in Fig. 3b. As a first consequence of finite size of the array along the y axis, each delocalized band of the 2D infinite array (see the branches 2–5 pictured in Figs. 2a–2c) is split into five subbands in Fig. 3b. As a second consequence, the branches of edge states within the band gaps appear (see the red, blue and green curves in Fig. 3b). The edge character of these branches follows clearly from the calculated electron density, \mathcal{R} , which has its maximum at edge QRs with the numbers 1 and 5 (see Figs. 3c–3e). It follows from the aforesaid that the branches of edge states plotted in red and blue — which connects two adjacent bands — are topologically protected since their numbers satisfy the condition (12). On the contrary, the edge states plotted in green are not topologically protected since they correspond to the zero number (12).

It should be noted that the band gap, Δ_{34} , can also be opened by varying the electron transmission amplitude through QPCs, ε . Namely, $\Delta_{34} \neq 0$, if the transmission amplitude is $\varepsilon < 1/\sqrt{2}$. However, this gap opening does not result in topological edge states since the corresponding number (12) is zero. As a consequence, only field-induced band gaps can turn the periodic array of QRs into topological insulator and, therefore, the strong electron coupling to a circularly polarized dressing field is crucial for the effect under consideration. Physically, this follows from the fact that the circularly polarized dressing field effects on electron system in a QR similarly to a stationary magnetic field (see Eqs. (1)–(3) and the detailed discussion in Refs.^{12–14}). As a consequence, formation of the edge electron states similar to those appearing in the quantum Hall effect takes place in the considered periodic array of irradiated QRs.

Finalizing the discussion, we have to formulate the conditions of observability of the predicted effects. From this viewpoint, there are the two fundamental restrictions: (i) the mean free path of electron for inelastic scattering processes should be much greater than the array period T ; (ii) the time of electron traveling through a ring should be much more than the field period, $2\pi/\omega$. In the considered case of GaAs-based QRs with the Fermi energy of meV scale and the array period $T \sim 10^{-5}$ cm, the both conditions can be satisfied for a dressing field near the THz frequency range. Since the calculated field-induced band gaps are of meV scale for such a dressing field with the intensity $I \sim \text{kW}/\text{cm}^2$, the discussed topological edge states can be detected in state-of-the-art experiments. It should be noted also that the present theory can be applied to describe the same array in the presence of a stationary uniform magnetic field directed perpendicularly to the array: One need only to replace the phase shift (3) with the shift arisen from the magnetic field.

In conclusion, we developed the theory of electronic

properties of the 2D periodic array of interconnected ballistic quantum rings (QRs) interacting with an off-resonant circularly polarized high-frequency electromagnetic wave (dressing field). It was demonstrated that the Aharonov-Bohm effect induced by the dressing field substantially modifies the electron energy spectrum of the array, opening band gaps and producing edge states — both topologically protected and unprotected — within the field-induced gaps. As a result, the light-induced topological insulator appears. The present theory paves the way to optical control of the electronic properties of QR-based mesoscopic structures.

Acknowledgments

The work was partially supported by RISE Program (project CoExAN), FP7 ITN Program (project NOTEDEV), Russian Foundation for Basic Research (Projects 16-02-01058 and 17-02-00053), Rannis Project 163082-051, and Ministry of Education and Science of Russian Federation (Projects 3.4573.2017/6.7, 3.2614.2017/4.6, 3.1365.2017/4.6, 3.8884.2017/8.9 and 14.Y26.31.0015).

-
- * Electronic address: Oleg.Kibis(c)nstu.ru
- ¹ C.-K. Chiu, J. C. Y. Teo, A. P. Schnyder, and S. Ryu, Classification of topological quantum matter with symmetries, *Rev. Mod. Phys.* **88**, 035005 (2016).
 - ² M. Z. Hasan and C. L. Kane, Topological insulators, *Rev. Mod. Phys.* **82**, 3045 (2010).
 - ³ X.-L. Qi and S.-C. Zhang, Topological insulators and superconductors, *Rev. Mod. Phys.* **83**, 1057 (2011).
 - ⁴ B. A. Bernevig with T. L. Hughes *Topological insulators and topological superconductors* (Princeton University Press, Princeton, 2013).
 - ⁵ A. M. Chang, Chiral Luttinger liquids at the fractional quantum Hall edge, *Rev. Mod. Phys.* **75**, 1449 (2003).
 - ⁶ F. Haldane, and S. Raghu, Possible Realization of Directional Optical Waveguides in Photonic Crystals with Broken Time-Reversal Symmetry, *Phys. Rev. Lett.* **100**, 013904 (2008).
 - ⁷ A. B. Khanikaev, S. H. Mousavi, W.-K. Tse, M. Kargarian, A. H. MacDonald, and G. Shvets, Photonic topological insulators, *Nat. Mater.* **12**, 233-239 (2013).
 - ⁸ A. V. Nalitov, D. D. Solnyshkov, and G. Malpuech, Polariton Z Topological Insulator, *Phys. Rev. Lett.* **114**, 116401 (2015).
 - ⁹ T. Karzig, C.-E. Bardyn, N. H. Lindner and G. Refael, Topological Polaritons, *Phys. Rev. X* **5**, 031001 (2015).
 - ¹⁰ C.-E. Bardyn, T. Karzig, G. Refael and T. C. H. Liew, Topological polaritons and excitons in garden-variety systems, *Phys. Rev. B* **91**, 161413 (2015).
 - ¹¹ D. R. Gulevich, D. Yudin, I. V. Iorsh, and I. A. Shelykh, Kagome lattice from an exciton-polariton perspective, *Phys. Rev. B* **94**, 115437 (2016).
 - ¹² O. V. Kibis, Dissipationless Electron Transport in Photon-Dressed Nanostructures, *Phys. Rev. Lett.* **107**, 106802 (2011).
 - ¹³ H. Sigurdsson, O. V. Kibis, and I. A. Shelykh, Optically induced Aharonov-Bohm effect in mesoscopic rings, *Phys. Rev. B* **90**, 235413 (2014).
 - ¹⁴ O. V. Kibis, H. Sigurdsson and I. A. Shelykh, Aharonov-Bohm effect for excitons in a semiconductor quantum ring dressed by circularly polarized light, *Phys. Rev. B* **91**, 235308 (2015).
 - ¹⁵ M. Hasan, I. V. Iorsh, O. V. Kibis, and I. A. Shelykh, Optically controlled periodical chain of quantum rings, *Phys. Rev. B* **93**, 125401 (2016).
 - ¹⁶ Fomin V. M., *Physics of Quantum Rings* (Springer, Berlin, 2014).
 - ¹⁷ W. Yao, A. H. MacDonald, and Q. Niu, Optical Control of Topological Quantum Transport in Semiconductors, *Phys. Rev. Lett.* **99**, 047401 (2007).
 - ¹⁸ T. Oka and H. Aoki, Photovoltaic Hall effect in graphene, *Phys. Rev. B* **79**, 081406(R) (2009).
 - ¹⁹ T. Kitagawa, E. Berg, M. Rudner, and E. Demler, Topological characterization of periodically driven quantum systems, *Phys. Rev. B* **82**, 235114 (2010).
 - ²⁰ T. Kitagawa, T. Oka, A. Brataas, L. Fu, and E. Demler, Transport properties of nonequilibrium systems under the application of light: Photoinduced quantum Hall insulators without Landau levels, *Phys. Rev. B* **84**, 235108 (2011).
 - ²¹ N. H. Lindner, G. Refael and V. Galitski, Floquet topological insulator in semiconductor quantum wells, *Nature Phys.* **7**, 490–495 (2011).
 - ²² S. Morina, O. V. Kibis, A. A. Pervishko, and I. A. Shelykh, Transport properties of a two-dimensional electron gas dressed by light, *Phys. Rev. B* **91**, 155312 (2015).
 - ²³ O. V. Kibis, S. Morina, K. Dini, and I. A. Shelykh, Magnetoelectronic properties of graphene dressed by a high-frequency field, *Phys. Rev. B* **93**, 115420 (2016).
 - ²⁴ Y. V. Pershin and C. Piermarocchi, Laser-controlled local magnetic field with semiconductor quantum rings, *Phys. Rev. B* **72**, 245331 (2005).
 - ²⁵ E. Räsänen, A. Castro, J. Werschnik, A. Rubio, and E. K. U. Gross, Optimal Control of Quantum Rings by Terahertz Laser Pulses, *Phys. Rev. Lett.* **98**, 157404 (2007).
 - ²⁶ A. Matos-Abiad and J. Berakdar, Photoinduced Charge Currents in Mesoscopic Rings, *Phys. Rev. Lett.* **94**, 166801 (2005).
 - ²⁷ K. L. Koshelev, V. Yu. Kachorovskii, M. Titov, and M. S. Shur, Plasmonic shock waves and solitons in a nanoring, *Phys. Rev. B* **95**, 035418 (2017).
 - ²⁸ M. Buttiker, Y. Imry, and M. Y. Azbel, Quantum oscillations in one-dimensional normal-metal rings, *Phys. Rev. A* **30**, 1982 (1984).
 - ²⁹ I. A. Shelykh, N. T. Bagraev, N. G. Galkin, and L. E. Klyachkin, Interplay of \hbar/e and $\hbar/2e$ oscillations in gate-controlled Aharonov-Bohm rings, *Phys. Rev. B* **71**, 113311 (2005).