

# Bipartite unitary gates and billiard dynamics in the Weyl chamber

Antonio Mandarino,<sup>1</sup> Tomasz Linowski,<sup>2</sup> and Karol Życzkowski<sup>1,3</sup>

<sup>1</sup>Center for Theoretical Physics, Polish Academy of Sciences, Al. Lotników 32/46, 02-668 Warszawa, Poland\*

<sup>2</sup>Faculty of Physics, University of Warsaw, ul. Pasteura 5, 02-093 Warszawa, Poland

<sup>3</sup>Institute of Physics, Jagiellonian University, ul. Łojasiewicza 11, 30-348 Kraków, Poland

(Dated: October 5, 2017)

Long time behavior of a unitary quantum gate  $U$ , acting sequentially on two subsystems of dimension  $N$  each, is investigated. We derive an expression describing an arbitrary iteration of a two-qubit gate making use of a link to the dynamics of a free particle in a 3D billiard. Due to ergodicity of such a dynamics an average along a trajectory  $V^t$  stemming from a generic two-qubit gate  $V$  in the canonical form tends for a large  $t$  to the average over an ensemble of random unitary gates distributed according to the flat measure in the Weyl chamber - the minimal 3D set containing points from all orbits of locally equivalent gates. Furthermore, we show that for a large dimension  $N$  the mean entanglement entropy averaged along a generic trajectory coincides with the average over the ensemble of random unitary matrices distributed according to the Haar measure on  $U(N^2)$ .

Since the dawn of the quantum technologies era, understanding the role played by nonlocal quantum gates has attracted a vivid interest, for computational [1] or control [?] protocols. Nonlocal unitary gates can be described by evolution operators associated to an interaction Hamiltonian  $H$ , that couples both subsystems. A lot of attention has been devoted to implement experimentally controlled gates in different settings, ranging from ions in optical traps to condensed matter systems [2–4].

Several quantities designed to characterize the nonlocality of quantum gates focused on two-qubit unitaries [5–10], and the mean ability to create entanglement [11, 12]. Nevertheless a deeper investigation on nonlocal quantum gates is keeping going on in several directions, e.g. dynamical production of quantum correlations [13–15], time-optimal evolution and quantum brachistochrone problem [? ? ?], simulation of a particular quantum gate [? ?] and extension to gates coupling subsystems of larger dimensions [? ?].

Usually in a quantum protocol scheme a time dependent Hamiltonian is required to efficiently generate a target unitary gate. In this work we study time independent Hamiltonians acting sequentially on a quantum system a discrete number of times,  $U^t = \exp(-iHt)$ , and analyze whether one can reach in this way any typical orbit of locally equivalent gates.

Concentrating first on a class of two-qubit unitary gates we show that the time evolution of the nonlocality of their powers can be related to a motion inside a classical three dimensional billiard. As such a dynamics is known to be ergodic, the time and space averages do coincide. Stronger statements, valid for generic unitary gates of dimension  $N^2$  are established asymptotically. These general results are directly applicable in various physical problems related to quantum control and quantum information processing. Furthermore, they can be interesting from the point of view of the theory of random matrices and free probability.

*Nonlocal quantum gates.*— A bipartite unitary quantum gate  $U$  is *nonlocal* if it cannot be written as the tensor product of two unitary matrices each acting on two different subsys-

tems,  $U \neq U_A \otimes U_B$ . Therefore the action of a nonlocal gate on a given state may alter the degree of its entanglement. Any two unitary matrices  $U, V \in SU(N^2)$  acting in the Hilbert space  $\mathcal{H} = \mathcal{H}_A \otimes \mathcal{H}_B$  with  $d_A = d_B = N$  are *locally equivalent*,  $U \sim_{\text{loc}} V$ , if there exist local operations,  $W_A \otimes W_B$  and  $W_C \otimes W_D$ , such that  $U = (W_A \otimes W_B)V(W_C \otimes W_D)$ , [5, 6]. Any bipartite gate of size  $N^2$  can be characterized by its *Schmidt vector*  $\tilde{\lambda}(U)$  determined by the operator Schmidt decomposition,  $U = N \sum_{j=1}^{N^2} \sqrt{\lambda_j} A_j \otimes B_j$ , and normalized to unity – see [10, 16] and Appendix A. To quantify the nonlocality of such a gate one often uses the *entanglement entropy*  $S(U)$ , also called the *Schmidt strength*, equal to the Shannon entropy of the Schmidt vector,

$$S(U) = - \sum_{i=1}^{N^2} \lambda_i \ln(\lambda_i), \quad S_L(U) = 1 - \sum_{i=1}^{N^2} \lambda_i^2. \quad (1)$$

The second quantity  $S_L(U)$ , the linear entanglement entropy related to purity of  $\tilde{\lambda}(U)$  and to the entangling power of a gate [12], is easier to compute.

Consider now the group of all two-qubit gates,  $SU(4)$ , and its subgroup of local gates  $SU(2) \otimes SU(2)$ . Making use of the Cartan decomposition of the group it is possible to show [5, 6] that any matrix  $U \in SU(4)$ , is locally equivalent to a matrix written in the canonical *Cartan form*,

$$U \sim_{\text{loc}} V_{(\alpha_1, \alpha_2, \alpha_3)} = \exp \left( i \sum_{k=1}^3 \alpha_k \sigma_k \otimes \sigma_k \right). \quad (2)$$

Here  $\sigma_1, \sigma_2, \sigma_3$  denote three Pauli matrices, while the phases  $\alpha_k \in [0, \pi/2)$  form a vector  $\vec{\alpha} \equiv (\alpha_1, \alpha_2, \alpha_3)$  called [7] *information content* of the gate. Note that the hermitian operator in the exponent in Eq.(2) can be considered as the Heisenberg Hamiltonian of a spin chain with the nearest neighbor interaction [17].

For any given unitary  $U \in U(4)$  the canonical form  $V$  is not uniquely defined, as there is a symmetry with respect to any element of the Weyl reflection group. To override this redundancy one selects a suitably chosen set in the  $\vec{\alpha}$ -space [7, 8], called the *Weyl chamber*, such that each point represents uniquely a local orbit in the space of two-qubit unitary

\*Electronic address: mandarino@cft.edu.pl

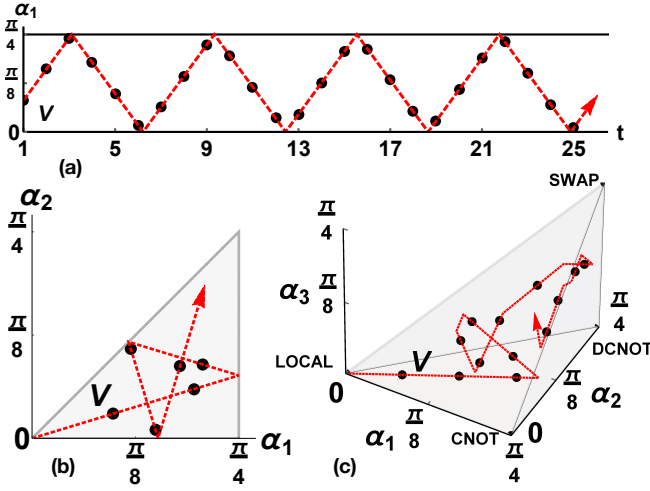


FIG. 1: (a) Time evolution of  $\alpha_1$  of a generic gate  $V_{\alpha_l}^t$  after  $t$  iterations according to Eq.(3); (b) exemplary 2D trajectory of a typical gate:  $V_{\alpha_{II}}$  after 6 iterations; (c) 3D trajectory in the tetrahedron  $\Gamma$  generated by a typical gate  $V$  in  $\Gamma_{III}$  as prescribed by Eq.(4).

gates. For our analysis it will be convenient to identify local orbits determined by vectors  $(\alpha_1, \alpha_2, \alpha_3)$  and  $(\alpha_1, \alpha_2, -\alpha_3)$  and to consider the tetrahedron  $\Gamma$  in the  $\vec{\alpha}$ -space determined by inequalities  $\frac{\pi}{4} \geq \alpha_1 \geq \alpha_2 \geq \alpha_3 \geq 0$ , which forms a half of the Weyl chamber [18].

The number  $m$  of the non-zero components of the information content  $\vec{\alpha}$  allows us to distinguish three different classes of two-qubit gates. The first class  $\Gamma_I$ , containing gates with  $\vec{\alpha} = (\alpha_1, 0, 0) \equiv \alpha_I$ , corresponds to an edge of the tetrahedron. The second class  $\Gamma_{II}$ , characterized by  $\vec{\alpha} = (\alpha_1, \alpha_2, 0) \equiv \alpha_{II}$ , forms the lower face of the tetrahedron  $\Gamma$ . The last class,  $\Gamma_{III}$ , contains generic vectors  $\vec{\alpha} = (\alpha_1, \alpha_2, \alpha_3) \equiv \alpha_{III}$  and covers the full measure of the 3D set  $\Gamma$ .

*Dynamics of two-qubit gates.*— Time evolution of a typical gate belonging to a selected class can be analyzed by mapping the dynamics of the information content,  $\vec{\alpha}(V^t)$ , to the position of a free point particle moving in a bounded domain. The case  $\Gamma_I$  can be considered as a dynamical analogue of the 1D motion of a free particle between two walls placed at 0 and  $\pi/4$ , where it bounces elastically. Iterations of a typical gate  $(V_{\alpha_l}^t)^t$  correspond to the motion along the axis  $\alpha_1$  and its position in  $\Gamma_I$  after  $t \in \mathbb{N}$  time steps reads

$$f(t\alpha_1) = \frac{\pi}{2} \left\lfloor \frac{2t\alpha_1}{\pi} - \left\lfloor \frac{2t\alpha_1}{\pi} + \frac{1}{2} \right\rfloor \right\rfloor, \quad (3)$$

where  $\lfloor x \rfloor$  is the floor function. This dynamics corresponds to the rotation at a circle modulo  $\pi/2$  by an initial angle  $\alpha_1$ . The reflection of the trajectory representing  $V^t$  is a consequence of folding of the entire 3D space into the Weyl chamber and identifying its two halves. The argument of the floor function accounts for the number of reflections. Knowing the information content  $\alpha$  of  $V$  one writes a simple expression for the content of its power,  $(V_{\alpha_l}^t)^t = \exp(if(t\alpha_1)\sigma_1 \otimes \sigma_1)$ .

Fig. 1(a) illustrates that the long time 1D dynamics of a typical gate  $V \in \Gamma_I$  with a generic initial phase  $\alpha_1$  explores entire

accessible space. This trajectory corresponds to the rotation of a circle by angle  $\theta = \alpha_1$ : a well studied classical dynamical system [19]. If the rotation angle is not commensurate with  $\pi$  the orbit of any initial point is dense, the dynamics is ergodic and the Lebesgue measure is invariant. A gate like  $\sqrt{\text{CNOT}}$  corresponding to  $\alpha_1 = \pi/8$  is not generic, as it leads to a periodic orbit with period 4. If  $\alpha_1$  is selected at random, with a flat measure in  $[0, \pi/4]$ , the probability of such a case is equal zero. The above argument can also be applied to the case of continuous time [16, 20], which leads to the continuous flow  $V(t)$ . For instance,  $\vec{\alpha}(\sqrt{V}) = \frac{1}{2}\vec{\alpha}(V)$  corresponds to the position of the gate at  $t = 1/2$ .

To generalize Eq.(3) for any initial conditions we introduce a function reordering the vector components in decreasing order,  $\mathcal{D}(\vec{x}) = (x_1, x_2, x_3)$  such that  $x_1 \geq x_2 \geq x_3$ . Then the information content of any power of a typical gate in  $\Gamma_{III}$  reads

$$\vec{\alpha}(V^t) = \mathcal{D}(f(t\alpha_1), f(t\alpha_2), f(t\alpha_3)), \quad (4)$$

see Appendix B. Exemplary 2D dynamics in  $\Gamma_{II}$  is shown in Fig.1(b), where points corresponding to the gate  $V^t$  are marked with black dots, while the dashed red lines describe the trajectory in the limit of continuous time. The accessible region in the plane  $(\alpha_1, \alpha_2)$  forms a triangle. We establish a link between the dynamics of a typical gate  $V_{\alpha_{II}}$  and the motion of a classical particle within a right isosceles triangle billiard, that is known to be non-chaotic but ergodic [21]. In the 3D case  $\Gamma_{III}$  a typical trajectory, corresponding to a billiard inside the tetrahedron (such that its 48 copies form a cube), and sketched in Fig. 1(c), explores uniformly the full volume of the set  $\Gamma$ .

*Entropy distribution for two-qubit gates.*— Given the initial information content  $\alpha$  of a gate we can describe the time evolution of entropies (1) for three classes of gates  $\Gamma_m$ , with  $m = I, II, III$ . The entanglement entropy  $S$  of a gate  $V$  in the Cartan form (2) as a function of the discrete time  $t$  reads

$$\begin{aligned} S(V_{\alpha_l}^t) &= -A_1 \ln A_1 - B_1 \ln B_1, \\ S(V_{\alpha_{II}}^t) &= -A_1 \{A_2 \ln [A_1 A_2] + B_2 \ln [A_1 B_2]\} \\ &\quad - B_1 \{B_2 \ln [B_1 B_2] + A_2 \ln [B_1 A_2]\}, \end{aligned} \quad (5)$$

where using Eq.(4) we set  $A_k = \cos^2[f(t\alpha_k)]$ ,  $B_k = \sin^2[f(t\alpha_k)]$ ,  $k = 1, 2$ . Analogous expression for  $S(V_{\alpha_{III}}^t)$  can also be obtained but it is too lengthy to be reproduced here. Expressions for the linear entropy are simpler,

$$\begin{aligned} S_L(V_{\alpha_l}^t) &= \frac{1}{4}(1 - c_1), \quad S_L(V_{\alpha_{II}}^t) = 1 - \frac{1}{16}(3 + c_1)(3 + c_2), \\ S_L(V_{\alpha_{III}}^t) &= \frac{9}{16} - \frac{1}{32}(4(c_1 + c_2 + c_3) + c_{12}^- + c_{12}^+ + 2c_3(c_2 + c_1)), \end{aligned} \quad (6)$$

where  $c_i = \cos[4f(t\alpha_i)]$ ,  $c_{ij}^\pm = \cos[4f(t\alpha_i) \pm 4f(t\alpha_j)]$ ,  $\{ij\} = 1, 2, 3$ .

We are going to analyze the distribution of entropies of powers of a gate in the canonical form (2) with respect to averaging over time and over the parameter space. For a **fixed**

TABLE I: Mean values of the first two moments of Shannon entropy  $S$  and linear entropy  $S_L$  averaged over random 2-qubit gates from the  $m$ -dimensional subset  $\Gamma_m$  of the Weyl chamber.

$m$	1D set $\Gamma_I$	2D set $\Gamma_{II}$	3D set $\Gamma_{III}$
$\langle S \rangle$	$\ln 4 - 1 \approx 0.386$	$2(\ln 4 - 1) \approx 0.772$	1.028
$\langle S_L \rangle$	$1/4 = 0.25$	$7/16 = 0.4375$	$9/16 = 0.5625$
$\langle S^2 \rangle$	0.205	0.709	1.143
$\langle S_L^2 \rangle$	$3/32 \approx 0.09$	$233/1024 \approx 0.228$	$351/1024 \approx 0.343$

initial gate  $V_m$  with  $m$  non-zero components of the initial information content  $\alpha$  we find the time evolution  $V_m^t$ , compute the entropies,  $S(V_m^t)$ , and study the distribution  $P(S)$ .

For a generic choice of the point  $\alpha$  the corresponding dynamics in the set  $\Gamma_m$  is ergodic and the Lebesgue measure  $d^m \alpha$  is invariant. Thus the time average obtained by integrating along a trajectory stemming from a typical gate  $V_m$  and the average over the corresponding set  $\Gamma_m$  in the parameter space with respect to the flat measure are equal. In particular, the moments of the distributions of entropy with respect to averaging over time and over parameter space do coincide,

$$\lim_{T \rightarrow \infty} \frac{1}{T} \int_0^T y^j(V_m^t) dt = \frac{1}{\mathcal{N}_m} \int_{\Gamma_m} y^j(V) d^m \alpha. \quad (7)$$

Here  $y$  stands for one of the two entropies (1) analyzed, integer  $j$  labels moments of the distribution and the normalization factor  $\mathcal{N}_m = \frac{1}{m!} (\frac{\pi}{4})^m$  is the volume of  $\Gamma_m$ . Analytical values of first two moments of both quantities obtained by integration over subsets  $\Gamma_m$  of the Weyl chamber are collected in Table I. Looking at expressions (6) for the linear entropy we see that the oscillating terms do not contribute to the integral and the average is determined by the constant terms only. Note also that the average value of both entropies grows with the dimension  $m$  of the set  $\Gamma_m$ .

As the entropy  $S$  belongs to a finite interval equality of all the moments of two given distributions implies that they coincide. In this way we arrive at the following result.

**Proposition 1.** *Probability distribution of the entanglement entropy  $P_m^T(S)$  characterizing the sequence of gates  $V_m^t$  generated from a given two-qubit gate  $V_m$  in the canonical form (2) corresponding to a generic point  $\tilde{\alpha} \in \Gamma_m$  is equal to the entropy distribution  $P_m^T(S)$  obtained by averaging over the  $m$ -dimensional subset  $\Gamma_m$  of the Weyl chamber with respect to the flat measure.*

An analogous statement holds also for the distributions of linear entropy  $P(S_L)$  as visualized in Fig.2(a). Filled symbols correspond to the distribution generated by an ensemble of  $M = 10^6$  random unitary matrices generated according to the Lebesgue measure in  $\Gamma_m$ . Empty symbols refer to distribution along a trajectory  $V_m^t$  stemming from a single gate  $V_m$  which corresponds to a generic point  $\alpha$  in  $\Gamma_m$ . We emphasize that these distributions converge to the one related to averaging over  $\Gamma_m$  independently on the choice of a typical starting point  $V_m$ . For a comparison of the asymptotic distributions obtained by iterating initial gates which approximate

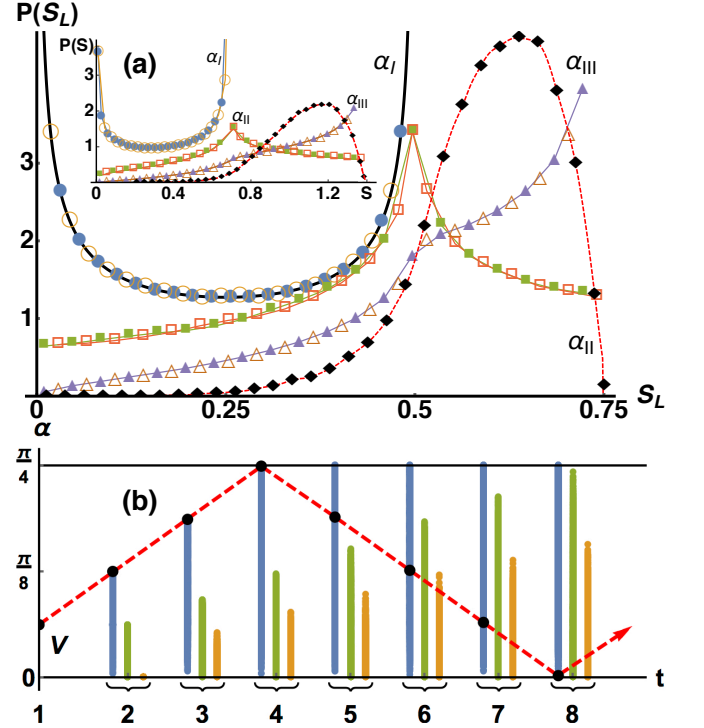


FIG. 2: (a) Distribution of linear entropy  $P(S_L)$  for canonical gates  $V_I \in \Gamma_I$  (left curve),  $V_{II} \in \Gamma_{II}$  (middle curve) and  $V_{III} \in \Gamma_{III}$  (right curve). Filled symbols in each plot refer to distribution of gates in the parameter space, while empty symbols to averaging in time over a single typical trajectory. Solid curve represents the arcsine distribution (8) corresponding to the 1D case  $\Gamma_I$ . Circles, squares and triangles refer to  $m = I, II, III$ , respectively, while dashed line and diamonds represent the average over the Haar measure on  $U(4)$ . Inset shows similar data concerning distributions of entanglement entropy  $P(S)$ . (b) Time dependence of information content  $\alpha$  for powers  $V^t$  of a two-qubit gate  $V$  in the canonical form (2) and for an ensemble of random locally equivalent gates  $U$ . Black dots correspond to  $\alpha(V^t)$ . Blue, green and orange dots denote  $\alpha_m(U^t)$  for  $m = 1, 2, 3$ , respectively.

distinguished two-qubit gates see App.C. Distribution averaged over the entire tetrahedron  $\Gamma_{III}$  differs from the distribution over the ensemble of random unitary matrices, which typically are not in the Cartan form, see Tab.III in Appendix C.

To derive analytical form of the distribution of entropy we use the fact that the flat measure in the set  $\Gamma_m$  of is invariant. Taking the normalized measure  $P(\alpha_1) = \frac{4}{\pi}$  in the simplest case,  $m = 1$ , inverting the first of Eq.(6),  $\alpha_1 = \frac{1}{4} \arccos(1 - 4S_L)$ , we obtain that  $S_L$  is distributed in  $\Gamma_I$  according the arcsine law,

$$P(S_L) = \frac{1}{\pi \sqrt{S_L(\frac{1}{2} - S_L)}}, \quad (8)$$

which holds for  $S_L \in [\frac{1}{2}, 1]$ . The above distribution, up to a rescaling, gives the invariant measure of the logistic map in the regime of full chaos,  $x' = 4x(1 - x)$ .

*Interlacing local unitary dynamics.*— To demonstrate influence of local unitaries on the nonlocality of a sequence of bipartite gates [14] we compare the information content  $\alpha(V^t)$  of iterated generic gate  $V$  in the Cartan form with the content  $\alpha(U^t)$  of a locally equivalent gate  $U = VY_{\text{loc}}$ . As the trajectory  $\alpha(V^t)$  corresponds to a billiard dynamics in the tetrahedron, the evolution of  $\alpha[(VY_{\text{loc}})^t]$  can be related to a dynamics of a billiard with a noise which enhances the diffusion in the tetrahedron. Fig. 2(b) shows dynamics of an ensemble of  $10^4$  gates  $U = V_t Y_{\text{loc}}$ , which differ from the gate  $V_t \in \Gamma_I$  by a random local gate  $Y_{\text{loc}}$ . Due to interlacing local dynamics the trajectory  $U^t$  leaves the edge  $\Gamma_I$  and the face  $\Gamma_{II}$  and eventually explores the full set  $\Gamma_{III}$ .

*Unitary gates of size  $N \times N$ .*— Consider a more general case of bipartite gates acting on two subsystems with  $N$  levels each, described by unitary matrices from  $SU(N^2)$ . Although the Cartan decomposition of this group exists for any dimension, the adjoint action of  $SU(N)$  forms for  $N > 2$  a small subgroup of the orthogonal group  $SO(N^2 - 1)$ . Hence using local unitary rotations from  $SU(N) \otimes SU(N)$  it is not possible for  $N \geq 3$  to bring a generic unitary gate  $U \in SU(N^2)$  to the diagonal form analogous to (2) and to use the notion of information content [7, 16]. To describe nonlocality of such a gate we shall then apply its Schmidt vector  $\lambda(\vec{U})$  and analyze both entropies (1).

Selecting an initial gate  $U_0$  we compute an average along the trajectory of length  $T$ , writing  $\bar{y} = \frac{1}{T} \sum_{t=1}^T y(U_0^t)$ , and study probability distributions  $P_T(y)$ . Here  $y$  represents one of the two entropies investigated.

Time averages are compared with mean values over circular ensembles of Dyson [22]. Asymptotic averages of both entropies with respect to Circular Unitary Ensemble (CUE) [23], equivalent to the Haar measure, are [11, 16]

$$\langle S \rangle_U = \ln N^2 - \frac{1}{2}, \quad \langle S_L \rangle_U = \frac{N^2 - 1}{N^2 + 1}. \quad (9)$$

Analogous averages for Circular Poissonian Ensemble (CPE), which contains diagonal random unitary matrices with independent phases, read [24]

$$\langle S \rangle_P = \ln \left[ N \left( \frac{N}{N-1} \right)^{(N-1)^2} \right] - N + 1, \quad \langle S_L \rangle_P = \frac{(N-1)^2}{N^2}. \quad (10)$$

Both entropies (1) of Schmidt vectors of bipartite gates averaged numerically over a single trajectory are equal to averages over the corresponding ensemble as demonstrated in Fig. 3(a). Blue filled circles are obtained by computing the mean values over a sample of  $M = 10^6$  random matrices  $U$  distributed according to the Haar measure of the group  $SU(N^2)$ , while the yellow empty circles are related to the averages over the trajectory of a fixed generic gate,  $U_0$ . Green filled triangles refer to averages over CPE and empty orange triangles represent time averages over a single trajectory stemming from a random diagonal gate.

Let us now proceed to the distribution of entropy. In the case of two-qubit diagonal gates of CPE the information content  $\alpha$  has a single component, so proceeding as in the case  $\Gamma_I$

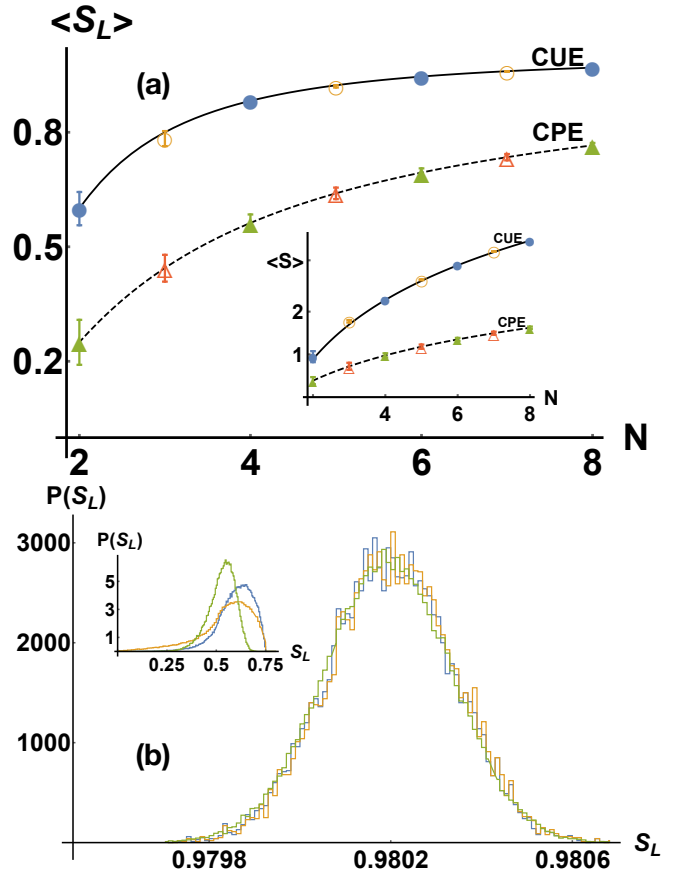


FIG. 3: (a) Average linear entropy  $S_L(U)$  of random gates of size  $N^2$ . Space averages  $\langle y \rangle$  denoted by filled symbols coincide with time averages  $\bar{y}$  (empty symbols). Solid curves represent interpolation between mean values (9) over CUE, (o) denote averaging over trajectories stemming from generic  $U$ , while dashed lines and triangles correspond to mean values (10) over CPE and over iterated generic diagonal gates. Inset shows averages of Shannon entropy  $S(U)$ . (b) Distribution  $P(S_L)$  of a random samples of  $M = 10^6$  matrices: generated according to CUE (yellow), time trajectory initiated from a single CUE-matrix (blue) and characterizing the spectra of Wishart random matrices (green) practically coincide already for matrices of size  $N^2 = 100$ . The differences between analogous distributions obtained for  $N^2 = 4$  are shown in inset with same notation.

we infer that the distribution of linear entropy,  $P(S_L)$ , is given by the arcsine law (8). Other results are established in larger dimensions. The level statistics of any diagonal  $CPE_{N^2}$  matrix is Poissonian, and any power of a diagonal matrix is diagonal and has independent eigenvalues. This implies

**Proposition 2.** *The distribution of entropy along a trajectory  $(U_{\text{diag}})^t$  initiated from a generic diagonal gate is equal to the probability distribution over the circular Poissonian ensemble,  $P_T(y) = P_{CPE}(y)$ , where  $y$  is one of the two entropies considered.*

In contrast, for Haar random gates the distribution of linear entropy  $S_L$  with respect to a given trajectory stemming from a random matrix  $U_0$  coincides with the distribution over the ensemble in the asymptotic limit only – see Fig. 3(b). To evaluate the entropy we find the Schmidt vector  $\lambda$  of a bipartite



unitary matrix  $U$  of size  $N^2$  determined by the singular values (SV) of the reshuffled matrix  $U^R$  with entries  $U_{m\mu}^R = U_{m\nu}$ , since  $\sqrt{\lambda(U)} = \text{SV}(U^R)/N$  – see Appendix A.

For a large dimension  $N$  the constraints imposed by the unitarity of  $U$  become weaker, so that the spectral density of squared singular values of  $U^R$  converges to the Marchenko-Pastur distribution, characteristic to Wishart random matrices  $W = XX^\dagger$ . Here  $X$  represents a random non-hermitian matrix of the Ginibre ensemble [23]. Furthermore, the distribution of entropy  $P(S_L)$  for an ensemble of independent Wishart matrices describes analogous distribution corresponding to the spectra of  $Z^R(Z^R)^\dagger$ , although unitary matrices forming a trajectory,  $Z = U_0^t$ , are not independent as they share the same eigenvectors.

These findings can be interpreted in the framework of the theory of free random variables [25]: if two random matrices  $A$  and  $B$  of size  $N$  are *asymptotically free* then the average moments of mixed products, e.g.  $\langle |\text{Tr} A^k (B^\dagger)^m| \rangle$ , vanish in the limit  $N \rightarrow \infty$ . A recent unexpected result of Mingo and Popa [26] concerning Haar random unitary matrices states that  $U$  and  $U^T$  are asymptotically free, see Appendix A. Our results allow us to advance the following

**Conjecture 3.** *Let  $U$  denotes a Haar random unitary matrix of order  $N^2$  and  $U^R$  the reshuffled matrix. Then for any fixed  $t$  the matrices  $\{U^R, (U^2)^R, \dots, (U^t)^R\}$  are free in the limit  $N \rightarrow \infty$ .*

*Concluding remarks.*–Time evolution of a two-qubit unitary gate initially in the Cartan form (2) corresponds to ergodic dynamics inside the 3D Weyl chamber, so that the space average over the set of all non-equivalent orbits coincides with the average over a single generic trajectory. Due to a non-intuitive influence of local transformations for nonlocality of iterated gates [14] this statement does not hold for generic random unitary gates of size four. However, a stronger property is true in the case of a large system size: randomization of nonlocality of bipartite  $N \times N$  gates can be achieved by averaging over a single trajectory  $U_0^t$  stemming from a generic random gate  $U_0$ , which asymptotically yields the same results as averaging over the ensemble of Haar random matrices from  $U(N^2)$ .

*Acknowledgements* – It is a pleasure to thank A. Lakshminarayan, J. Mingo, I. Nechita and R. Speicher for fruitful discussions. Financial support by Narodowe Centrum Nauki under the grant number DEC-2015/18/A/ST2/00274 is gratefully acknowledged.

## Appendix A: Operator Schmidt Decomposition

A way to study the nonlocality of a quantum gate is to borrow the notion of the Schmidt decomposition of a vector. Any matrix of dimension  $N^2$ , for instance a unitary gate acting on a bipartite state, can be treated as a vector in the Hilbert-Schmidt space of matrices and represented by the *operator Schmidt decomposition*,

$$U = N \sum_{i=1}^{N^2} \sqrt{\lambda_i} A_i \otimes B_i. \quad (\text{A1})$$

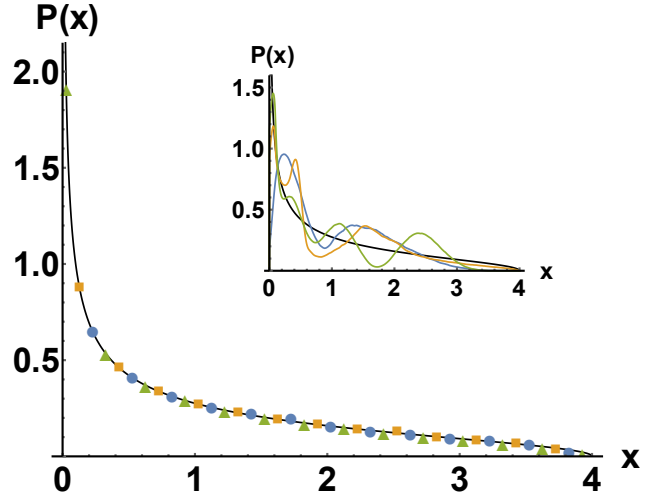


FIG. 4: Spectral density  $P(x)$  of 3 samples of random matrices of dimension  $d = N^2 = 100$ , where  $x = d\lambda$  is a rescaled eigenvalue. Green triangles refer to Wishart random matrices, blue circles to an ensemble of matrices  $\rho$  as in (A2) and yellow squares to an ensemble of non-independent matrices stemming from a single trajectory  $Z^R(Z^R)^\dagger/d$ , with  $Z = U_0^t$ . Black line denotes Marchenko-Pastur distribution (A3). The differences between analogous distributions obtained for  $d = N^2 = 4$  with oscillations due to level repulsion are shown in inset.

Here matrices  $A_i$  and  $B_i$  form orthonormal bases in the space of operators,  $\text{Tr}[A_i^\dagger A_j] = \text{Tr}[B_i^\dagger B_j] = \delta_{ij}$ . In general the operators  $A_i$  and  $B_i$  are not unitary. The vector of the expansion coefficients  $\vec{\lambda} \equiv (\lambda_1, \dots, \lambda_{N^2})$  is called *Schmidt vector* and it is invariant with respect to local unitary operations.

Each matrix  $X$  acting on a bipartite  $N \times N$  system can be represented in a product basis  $|m\rangle \otimes |\mu\rangle$  with matrix element written  $X_{m\mu}^{n\nu} = \langle m\mu | X | n\nu \rangle$ . For any such  $X$  one defines the reshuffled matrix  $X^R$ , obtained by reshaping its square blocks of order  $N$  into rows of length  $N^2$ , with entries  $X_{m\mu}^R = X_{m\nu}^{n\mu}$ .

Then the vector  $\vec{\lambda}(U)$  is equal to eigenvalues of a positive matrix

$$\rho = \frac{1}{N^2} U^R (U^R)^\dagger \quad (\text{A2})$$

where  $U^R$  stands for the reshuffled matrix [28]. A positive random matrix  $U^R (U^R)^\dagger$  has properties of a Wishart matrix: for a large matrix size the unitarity of  $U$  hardly influences statistical property of the corresponding reshuffled matrix  $U^R$ , which can be treated as a typical non-Hermitian matrix from the Ginibre ensemble [29], as their statistical properties coincide asymptotically. The last statement is outlined in Fig. 4, where we show the convergence of the spectral density of a random ensemble of states  $\rho$  of order  $d = N^2$  to the Marchenko-Pastur distribution,

$$P_{MP}(x) = \frac{\sqrt{1-x/4}}{\pi\sqrt{x}}, \quad (\text{A3})$$

where  $x = d\lambda$  is a rescaled eigenvalue  $\lambda$ .

In addition we compare  $P_{MP}(x)$  with the spectral density of a random ensemble of  $Z^R(Z^R)^\dagger/d$  with  $Z = U_0^t$ . Note that in the limit of  $d \gg 1$  the two distribution coincide, see Fig.4.

To analyze possible connections along a trajectory  $U^t$  we selected various unitary matrices  $U$  according to the Haar measure on  $U(d)$  and averaged moments  $|\text{Tr} A^k (B^\dagger)^m|$  for  $A = U^R$  and  $B = (U^t)^R$  and some values of  $k$  and  $m$ .

Results obtained for two matrices stemming from a single trajectory like  $U, U^2$  are comparable to those obtained for two independent random matrices  $U_1$  and  $U_2$  or two Wishart matrices  $W_1$  and  $W_2$ . We report in Tab.II the average values for  $m = k = 1$ .

TABLE II: Free independence of two random matrices A and B of size  $d = N^2$  assessed by  $\langle |\text{Tr} AB^\dagger| \rangle$ , the moment averaged over  $10^4$  pairs of matrices:  $W_1$  and  $W_2$  denotes two independent Wishart matrices,  $U_i$  stands for independent Haar random unitaries, while states  $\rho_i$  are generated from  $U_i$  according to Eq.(A2).

A	B	$d = 4$	$d = 100$
$W_1$	$W_2$	$0.25 \pm 0.05$	$0.0099 \pm 0.0001$
$\rho_1$	$\rho_2$	$0.25 \pm 0.05$	$0.0100 \pm 0.0001$
$U_0^R$	$(U_0^2)^R$	$0.22 \pm 0.11$	$0.0091 \pm 0.0043$
$U_0^R$	$(U_0^3)^R$	$0.31 \pm 0.16$	$0.0121 \pm 0.0061$
$U$	$U^T$	$0.29 \pm 0.20$	$0.0112 \pm 0.0080$

Observe that the averaged traces of products of two random matrices decrease with growing dimension  $d = N^2$ , and for  $d = 100$  the differences between the mean values are not statistically significant. Moreover, we have strong numerical evidence that reshuffled matrices  $(U^t)^R$  along a given trajectory  $U^t$  are asymptotically free in analogy to the case  $(U, U^T)$ , for which a rigorous proof of freeness has been provided [26].

## Appendix B: Time evolution of a two-qubit gate

Aiming to derive relation (4) we start with some useful commutation relations for tensor products of Pauli matrices. An operator, acting on a systems of  $n$  qubits, belongs to the group  $SU(2^n) \equiv \underbrace{SU(2) \otimes \dots \otimes SU(2)}_{n\text{-times}}$  and a particular interesting class of operators for this systems is expressed as tensor product of Pauli matrices acting on different qubits. With a little bit of algebra it is possible to show that the commutators among tensor-products of Pauli matrices are:

$$\begin{aligned} [\sigma_i^{\otimes 2m}; \sigma_j^{\otimes 2m}] &= 0, \\ [\sigma_i^{\otimes 2m+1}; \sigma_j^{\otimes 2m+1}] &= (-1)^m 2i \varepsilon_{ijk} \sigma_k^{\otimes 2m+1}, \\ [\sigma_l \otimes \sigma_j; \sigma_r \otimes \sigma_s] &= 2i(\varepsilon_{lrk} \delta_{js} \sigma_k \otimes \mathbb{1} + \varepsilon_{jsk} \delta_{lr} \mathbb{1} \otimes \sigma_k), \end{aligned} \quad (\text{B1})$$

where we assume the standard convention of summation over repeated indexes. With use of the first commutator for  $m = 1$  and the Baker-Campbell-Hausdorff expansion any two-qubit

TABLE III: Mean entropies obtained by averaging over  $CUE_4$  and  $CPE_4$  and averages over  $m$ -dimensional parts  $\Gamma_m$  of the Weyl chamber.

	$\langle S \rangle$	$\langle S_L \rangle$
$CPE_4$	$\ln 4 - 1 \approx 0.386$	$1/4 = 0.25$
1D set $\Gamma_I$	$\ln 4 - 1 \approx 0.386$	$1/4 = 0.25$
2D set $\Gamma_{II}$	$2(\ln 4 - 1) \approx 0.772$	$7/16 = 0.4375$
3D set $\Gamma_{III}$	1.028	$9/16 = 0.5625$
$CUE_4$	1.078	$3/5 = 0.6$

gate in the Cartan form,  $V_{(\alpha_1, \alpha_2, \alpha_3)} = \exp(i \sum_{k=1}^3 \alpha_k \sigma_k \otimes \sigma_k)$ , can be written as a product of three exponential operators,

$$V = \exp\left(i \sum_{k=1}^3 \alpha_k \sigma_k \otimes \sigma_k\right) = \prod_{k=1}^3 \exp(i \alpha_k \sigma_k \otimes \sigma_k). \quad (\text{B2})$$

The above commutation relations imply the following combination law for a product of two two-qubit gates, both in the Cartan form,

$$V_{(\alpha_1, \alpha_2, \alpha_3)} V_{(\alpha'_1, \alpha'_2, \alpha'_3)} = V_{(\alpha_1 + \alpha'_1, \alpha_2 + \alpha'_2, \alpha_3 + \alpha'_3)}. \quad (\text{B3})$$

Considering  $t$  actions of a given gate  $V$  we get  $V_{(\alpha_1, \alpha_2, \alpha_3)}^t = V_{(t\alpha_1, t\alpha_2, t\alpha_3)}$  with a restriction that the argument on the right side does not need to belong to the Weyl chamber. Taking into account reflections from its faces we arrive at the required formula for the dynamics of a nonlocal gate

$$V^t = \exp\{\vec{\alpha}(V^t) \cdot \vec{\sigma}\},$$

where  $\vec{\sigma} = (\sigma_1^{\otimes 2}, \sigma_2^{\otimes 2}, \sigma_3^{\otimes 2})$  and the information content of the power of a gate is given by the ordered vector of the transformed components,  $\vec{\alpha}(V^t) = \mathcal{D}(f(t\alpha_1), f(t\alpha_2), f(t\alpha_3))$ .

## Appendix C: Random two-qubit gates

Numerical results for two-qubit gates reported in Fig.2a of the main text present a comparison of entropy distributions referring to gates sampled randomly in the parameter space and to gates along the trajectory  $V^t$  stemming from a typical gate  $V$  written in the canonical Cartan form. One may pose a legitimate question, to what extend the results obtained may depend on the choice of the initial gate  $V$ . Wishing to study generic gates, which approximate certain distinguished entangling gates, we need to use a quantity describing the closeness of two selected gates. Following [?] we shall rely on the normalized Hilbert-Schmidt scalar product of two matrices, also called the *fidelity between two gates*,

$$F(V_1, V_2) = \frac{1}{N^2} \left| \text{Tr} [V_1^\dagger V_2] \right|. \quad (\text{C1})$$

In Fig.5 we demonstrate that the same asymptotic distributions are obtained for any typical initial gate. In particular we

study the probability distribution of linear entropy  $S_L$  along the trajectories  $V^t$  emerging from a typical gate  $V$ , which up to a high fidelity approximate selected gates including  $CNOT$ ,  $\sqrt{CNOT}$  and  $\sqrt{SWAP}$ . Numerical data shown in the Figure confirm that the averaging along the trajectory does not depend on the choice of the initial gate  $V$ , provided it is taken as a typical gate in a given segment of the Weyl chamber  $\Gamma$ .

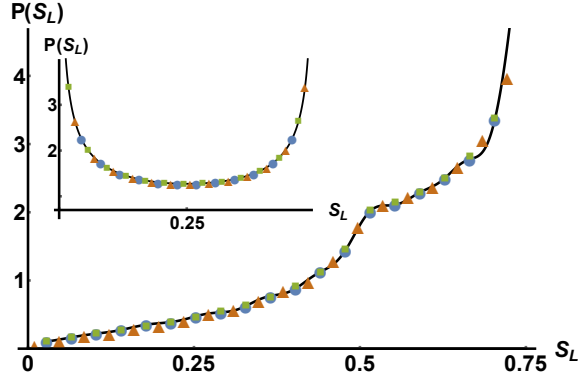


FIG. 5: Distribution of linear entropy  $P(S_L)$  averaged over a trajectory  $V^t$  stemming from an initial gate  $V \in \Gamma_{III}$ . Blue circles, green squares and yellow triangles refer to an initial gate  $V$  which approximates with fidelity  $F \simeq 0.998$  a) local gate, b)  $SWAP$  gate and c)  $\sqrt{SWAP}$  gate. Solid curve represents the inferred distribution. Inset shows similar data for initial gates  $V \in \Gamma_I$ , which approximate with the same fidelity a) local unitary, b)  $\sqrt{CNOT}$  and c)  $CNOT$  gate compared with the arcsine distribution represented by a solid line.

We report in Tab.III numerical results of the averages for Poissonian ensemble of random diagonal gates and circular unitary ensemble of Haar random random unitaries of order 4 and compare them with the analytical results obtained by averaging over three distinct subsets  $\Gamma_m$  of the Weyl Chamber.

We emphasize that the mean values of either the entanglement and linear entropy over the group  $SU(4)$  are higher than those derived by averaging over  $m$ -dimensional subset  $\Gamma_m$  of the Weyl chamber.

The difference between averages over  $\Gamma_{III}$  and  $CUE_4$  can be explained by local dynamics required to bring a generic gate into the Cartan form [14].

- 
- [1] M. A. Nielsen and I. L. Chuang, *Quantum Computation and Quantum Information*, (Cambridge University Press, Cambridge, 2000).
  - [2] F. Schmidt-Kaler, et al, *Nature* **422**, 408 (2003).
  - [3] J. A. Jones, V. Vedral, A. Ekert, G. Castagnoli, *Nature* **403**, 869 (2000).
  - [4] Z. Zhao et al, *Phys. Rev. Lett.* **94**, 030501 (2005).
  - [5] N. Khaneja, R. Brockett and S. J. Glaser, *Phys. Rev. A* **63**, 032308 (2001).
  - [6] B. Kraus and J. I. Cirac, *Phys. Rev. A* **63**, 062309 (2001).
  - [7] K. Hammerer, G. Vidal and J.I. Cirac, *Phys. Rev. A* **66**, 062321 (2002).
  - [8] J. Zhang, J. Vala, K.B. Whaley and S. Sastry, *Phys. Rev. A* **67**, 042313 (2003).
  - [9] X. Wang, B. C. Sanders, and D. W. Berry, *Phys. Rev. A* **67**, 042323 (2003).
  - [10] M. A. Nielsen, C. M. Dawson, J. L. Dodd, A. Gilchrist, D. Mortimer, T. J. Osborne, M. J. Bremner, A. W. Harrow, and A. Hines, *Phys. Rev. A* **67**, 052301 (2003).
  - [11] P. Zanardi, C. Zalka and L. Faoro, *Phys. Rev. A* **62**, 030301(R) (2000).
  - [12] P. Zanardi, *Phys. Rev. A* **63**, 040304(R), (2001).
  - [13] R. F. Abreu and R. O. Vallejos, *Phys. Rev. A* **75**, 062335 (2007).
  - [14] B. Jonnadula, P. Mandayam, K. Życzkowski and A. Lakshminarayan, *Phys. Rev. A* **95**, 040302 (2017).
  - [15] F. Galve, F. Plastina, M.G.A Paris, R. Zambrini, *Phys. Rev. Lett* **110**, 010501 (2013).
  - [16] M. Musz, M. Kuś and K. Życzkowski, *Phys. Rev. A* **87**, 022111 (2013).
  - [17] L. Amico, R. Fazio, A. Osterloh, and V. Vedral, *Rev. of Mod. Phys.* **80**, 517 (2008).
  - [18] P. Watts, J. Vala, M. M. Müller, T. Calarco, K. B. Whaley, D. M. Reich, M. H. Goerz, and C. P. Koch, *Phys. Rev. A* **91**, 062306 (2015).
  - [19] H. Masur, S. Tabachnikov, *Rational Billiards and Flat Structures in Handbook of Dynamical Systems* eds. B. Hasselblatt, A. Katok, (Elsevier, Amsterdam, 2002).
  - [20] S. Balakrishnan and R. Sankaranarayanan, *Phys. Rev. A* **83**, 062320 (2011).
  - [21] N.E. Hurt, *Quantum chaos and mesoscopic systems*, (Kluwer, Dordrecht, 1997).
  - [22] F. J. Dyson, *J. Math. Phys.* **3**, 140 (1962).
  - [23] M. L. Mehta, *Random matrices*, (Academic Press, New York, 2004).
  - [24] A. Lakshminarayan, Z. Puchała and K. Życzkowski, *Phys. Rev. A* **90**, 032303 (2014).
  - [25] D. Voiculescu, K. Dykema, A. Nica, *Free Random Variables*, CRM Monograph Series Vol. 1 (American Mathematical Society, Providence, RI, 1992).
  - [26] J. A. Mingo, M. Popa, *J. Funct. Anal.* **271**, 883 (2016).
  - [27] M. Poźniak, K. Życzkowski and M. Kuś, *J. Phys. A: Math. Gen.* **31**, 1059 (1998).
  - [28] I. Bengtsson and K. Życzkowski, *Geometry of Quantum States*, II edition, (Cambridge University Press, Cambridge, 2017).
  - [29] P. J. Forrester, *Log-gases and Random Matrices*, (Princeton University Press, Princeton, 2010).