

Spatiotemporal attractors generated by the Turing-Hopf bifurcation in a time-delayed reaction-diffusion system*

Qi An^{†a} and Weihua Jiang^{‡a}

^aDepartment of Mathematics, Harbin Institute of Technology, Harbin, 150001, P.R. China.

Abstract

We study the Turing-Hopf bifurcation and give a simple and explicit calculation formula of the normal forms for a general two-components system of reaction-diffusion equation with time delays. We declare that our formula can be automated by Matlab. At first, we extend the normal forms method given by Faria in 2000 to Hopf-zero singularity. Then, an explicit formula of the normal forms for Turing-Hopf bifurcation are given. Finally, we obtain the possible attractors of the original system near the Turing-Hopf singularity by the further analysis of the normal forms, which mainly include, the spatially non-homogeneous steady-state solutions, periodic solutions and quasi-periodic solutions.

1 Introduction

Partial functional differential equations (PFDEs) are often used as mathematical models to describe various phenomena in population ecology, biology and chemistry by many researchers (see e.g. [4, 8, 28, 32] and references therein). The theory of PFDEs had been extensively studied since 1970s, and the main published work included existence, uniqueness regularity and stability of solutions, comparison theorem, upper and lower solutions, traveling wave solutions, bifurcation theory, centre manifolds and normal forms theory (see e.g. [5, 12, 13, 15, 18, 19, 24, 29]).

Patterns are ubiquitous in nature and always have certain regularities in space or time, such as cracks on the trunks, patterns of the animal's epidermis and structures of the desert surface. The importance of formation and development of patterns is self-evident. In 1952, Turing [25] proposed a classical mechanism to explain the formation of spatially heterogeneous patterns. He suggested that 'morphogens' through the reaction and diffusion with other substances give a feedback control to the morphogenesis. From a mathematical point of view, the patterns are the stationary solutions of the reaction diffusion systems, which are results from the steady-state bifurcation. In the later researches and experiments, such Turing structures have been confirmed and widely applied to explain the main phenomena of morphogenesis (see e.g. [3, 11, 16, 17, 22]). In this paper, we will focus on another spatio-temporal pattern, which is oscillate in both space and time. This types of

*Supported by the National Natural Science Foundation of China (No.11371112).

[†]E-mail address: anqi@stu.hit.edu.cn.

[‡]Corresponding author. E-mail address: jiangwh@hit.edu.cn.

patterns had been mentioned in [14, 20, 23]. And Turing-Hopf bifurcation, which is one types of Hopf-zero bifurcation, is considered as one of the mechanisms to generate them.

As is well known, diffusion could lead to the emerge of Turing patterns, while time delays always cause periodic oscillations in dynamical systems. Therefore, to study the the Hopf-zero (Turing-Hopf) bifurcation of the PFDEs is significant. In this work, we consider a general reaction-diffusion system with a discrete delay consisting of two equations subject to Neumann boundary conditions and defined on a one-dimensional spatial domain $\Omega = (0, l\pi)$, with $l \in \mathbb{R}^+$.

$$\begin{cases} \frac{du(t)}{dt} - d_1(\mu)\Delta u(t) = f(\mu, u(t), v(t), u(t-1), v(t-1)), & x \in (0, l\pi), t > 0, \\ \frac{dv(t)}{dt} - d_2(\mu)\Delta v(u) = g(\mu, u(t), v(t), u(t-1), v(t-1)), & x \in (0, l\pi), t > 0, \\ u_x = v_x = 0, & x = 0 \text{ or } l\pi, t > 0, \\ u(x, s) = \varphi(x, s), v(x, s) = \psi(x, s), & x \in (0, l\pi), s \in [-1, 0]. \end{cases} \quad (1)$$

Here $\mu = (\mu_1, \mu_2) \in \mathbb{R}^2$, $d_1, d_2 \in C^1(\mathbb{R}^2, \mathbb{R}_+)$, $f, g \in C^{1,k}(\mathbb{R}^2 \times \mathbb{R}^4, \mathbb{R})$ with $k \geq 3$ and satisfy $f(\mu, 0, 0) = g(\mu, 0, 0) = 0$, for all $\mu \in \mathbb{R}^2$.

In fact, the patterns which are formed by Hopf-zero bifurcation of other types of equations has been extensively studied. Such as the periodic or quasi-periodic oscillations in retarded function differential equations (RFDEs) (see e.g. [26]), the spatially inhomogeneous coexisting steady states and periodic solutions in PDEs (see e.g. [1, 27, 31]). To the best of our knowledge, the results in PFDEs are very limited.

Center manifold and the normal forms theory are important ways to study the bifurcation of nonlinear systems. For PFDEs, Faria [5] proposed an excellent method to compute the normal forms based on the center manifold theory introduced in [13]. This normal forms method had been widely applied in Hopf bifurcation, and it plays a key role in the existence and stability of the spatial periodic solutions (see e.g. [9, 30]).

The purpose of this paper is to extend the normal forms method given by Faria and Magalhaes [5, 6] to Hopf-zero bifurcation with perturbation parameters in PFDEs. And then give the explicit calculation formula of the normal forms for the Turing-Hopf bifurcation as simple as possible.

Firstly, we present the derivation process of the decomposition of phase space and center manifold reduction, then give an abstract formula of the normal forms near the Hopf-zero bifurcation point of (1) by extend the method proposed in [5, 6, 28]. Secondly, we applied the abstract formula to Turing-Hopf bifurcation and obtain the exact calculation formula of the normal forms. Finally, we show that the dynamics of (1) can be governed by a 3-dimensions ordinary differential system, with the parameters can be expressed by those parameters in original PFDEs. By studying the corresponding 2-dimensions amplitude system, the dynamical properties of the original system can be obtained. Mainly include, the existence of

- the coexisting spatially non-homogeneous steady-state solutions,
- the coexisting spatially non-homogeneous periodic solutions,
- the coexisting spatially non-homogeneous quasi-periodic solutions.

The advantages of our calculation formula can be conclude as,

- (1) it can be applied directly to PDEs,

- (2) it can be extend to PFDEs with other boundary conditions or higher spatial domains by reanalyze the eigenvalue problem,
- (3) the entire computing process can be fully automated after getting the bifurcation points. In other words, it is suitable for the computer calculation.

The paper is organized as following: In Section 2, eigenvalue problems, decomposition of the phase space, center manifold reduction and the normal forms for Hopf-zero bifurcation of (1) are presented. In Section 3, giving the precise eigenfunctions and the exact calculation formula of the normal forms to Turing-Hopf bifurcation. We claim that Hopf-pitchfork bifurcation is arising. In Section 4, the dynamic behaviors of the original system have been studied through the 3-orders truncated normal forms and the corresponding amplitude system. In Section 5, taking Holling-Tanner models as an example to present the calculation process of the normal forms. Some numerical simulations of spatiotemporal patterns and spatial patterns are also demonstrated. Finally, the paper ends with some conclusions. The formulas of some coefficient vectors that mentioned in Section 3 are given in Appendix A.

2 Reduction and the normal forms for PFDEs with Hopf-zero singularity

This section is divided into three parts. The first part is the eigenvalue problem for system (1), the second part is the decomposition of phase space, the third part is the calculation of the normal forms near a Hopf-zero bifurcation point.

First of all, define a real-valued Hilbert space

$$X := \{(u, v) \in H^2(0, l\pi) \times H^2(0, l\pi) : (u_x, v_x)|_{x=0, l\pi} = 0\}.$$

The corresponding complexification is $X_{\mathbb{C}} := \{x_1 + ix_2 : x_1, x_2 \in X\}$, with the complex-valued L^2 inner product

$$\langle U_1, U_2 \rangle = \int_0^{l\pi} (\bar{u}_1 u_2 + \bar{v}_1 v_2) dx, \quad \text{for } U_i = (u_i, v_i) \in X_{\mathbb{C}}.$$

Let $\mathcal{C} := C([-1, 0], X_{\mathbb{C}})$ denote the phase space with the sup norm. We write $\varphi^t \in \mathcal{C}$ for $\varphi^t(\theta) = \varphi(t + \theta)$, $-1 \leq \theta \leq 0$.

The system (1) can be rewritten as an abstract equation in phase space \mathcal{C} :

$$\frac{d}{dt}U(t) = D(\mu)\Delta U(t) + L(\mu)(U^t) + F(\mu, U^t). \quad (2)$$

Here $D(\mu) = \text{diag}(d_1(\mu), d_2(\mu))$, $U = (u, v)^T \in X_{\mathbb{C}}$, $U^t = (u^t, v^t)^T \in \mathcal{C}$. $L : \mathbb{R}^2 \times \mathcal{C} \rightarrow X_{\mathbb{C}}$ is a bounded linear operator. And $F : \mathbb{R}^2 \times \mathcal{C} \rightarrow X_{\mathbb{C}}$ is a C^k ($k \geq 3$) function and satisfies $F(\mu, 0) = 0$, $D_{\varphi}F(\mu, 0) = 0$.

The linearized equation of (2) at $(0, 0)$ is:

$$\frac{d}{dt}U(t) = D(\mu)\Delta U(t) + L(\mu)(U^t). \quad (3)$$

2.1 Eigenvalues problem

It is well known that the eigenvalue problem

$$\varphi''(x) = \lambda\varphi(x), \quad x \in (0, l\pi), \quad \varphi'(0) = \varphi'(l\pi) = 0,$$

has eigenvalues $\lambda_n = -\frac{n^2}{l^2} (n = 0, 1, 2, \dots)$, with corresponding eigenfunctions

$$\beta_n(x) = \frac{\cos \frac{n}{l}x}{\|\cos \frac{n}{l}x\|_{L^2}} = \begin{cases} \sqrt{\frac{1}{l\pi}}, & n = 0, \\ \sqrt{\frac{2}{l\pi}} \cos \frac{n}{l}x, & n \geq 1. \end{cases}$$

Let $\varphi_n^{(1)} = (\beta_n, 0)^T$, $\varphi_n^{(2)} = (0, \beta_n)^T$. Then $\{\varphi_n^{(i)}\}_{n \geq 0}$ are eigenfunctions of $D(\mu)\Delta$ with corresponding eigenvalues $\lambda_n^{(i)}(\mu) = -d_i(\mu)\frac{n^2}{l^2}$ ($i = 1, 2$). And $\{\varphi_n^{(i)}\}_{n \geq 0}$ form an orthonormal basis of X .

Definition 2.1. For $\lambda = \lambda(\mu)$, it is called a characteristic value of (3) if there exists a

$$y = \sum_{n=0}^{\infty} a_n \varphi_n^{(1)} + b_n \varphi_n^{(2)} = \sum_{n=0}^{\infty} \begin{pmatrix} a_n \\ b_n \end{pmatrix} \beta_n \in \text{dom}(\Delta) \setminus \{0\}$$

solving the characteristic equation

$$\Delta(\lambda)y = \lambda Iy - D(\mu)\Delta y - L(\mu)(e^{\lambda \cdot} y) = 0. \quad (4)$$

The function $e^{\lambda \theta} y \in \mathcal{C}$ is called the characteristic function corresponding to the characteristic value λ .

Decomposing X by $\{\varphi_n^{(i)}\}_{n \geq 0}$, an equivalent definition of the eigenvalues can be obtained. That is $\lambda = \lambda(\mu)$ is a characteristic value of (3) if and only if there exists a $n \geq 0$ such that

$$\det[\lambda I + \frac{n^2}{l^2} D(\mu) - L(\mu)(e^{\lambda \cdot} I)] = 0. \quad (5)$$

Moreover, we call that $\lambda = \lambda(\mu)$ is mode of n , and write as $\lambda(\text{mod}(n))$.

To consider the Hopf-zero bifurcation, we assume that for some $\mu_0 = (\mu_{0,1}, \mu_{0,2}) \in \mathbb{R}^2$, the following condition is holds:

(H1) There exists a neighborhood O of μ_0 such that for $\mu \in O$, (3) has a pair of complex simple conjugate eigenvalues $\alpha(\mu) \pm i\omega(\mu)(\text{mod}(n_1))$ and a simple real eigenvalue $\gamma(\mu)(\text{mod}(n_2))$. They all continuously differentiable in $\mu = (\mu_1, \mu_2)$, and satisfy $\alpha(\mu_0) = 0$, $\omega(\mu_0) = \omega_0 > 0$, $\frac{\partial}{\partial \mu_1} \alpha(\mu_0) \neq 0$, $\gamma(\mu_0) = 0$, $\frac{\partial}{\partial \mu_2} \gamma(\mu_0) \neq 0$. In addition, all other eigenvalues have non-zero real part.

2.2 Decomposition of the phase space

In order to study the qualitative behavior near the Hopf-zero bifurcation, we introducing a new phase space \mathcal{BC} with

$$\mathcal{BC} := \{\psi : [-1, 0] \rightarrow X_{\mathbb{C}} : \psi \text{ is continuous on } [-1, 0), \exists \lim_{\theta \rightarrow 0^-} \psi(\theta) \in X_{\mathbb{C}}\}.$$

Let $\alpha = \mu - \mu_0$ as a function in $C := C([-1, 0], \mathbb{C}^2)$, which satisfies $\frac{d}{dt} \alpha(t) = 0$. Then, (1) is equivalent to an abstract ordinary differential equation (ODE) on \mathcal{BC} :

$$\frac{d}{dt} U^t = AU^t + X_0 F_0(\alpha, U^t). \quad (6)$$

Here A is a operator form $\mathcal{C}_0^1 = \{\varphi \in \mathcal{C} : \dot{\varphi} \in \mathcal{C}, \varphi(0) \in \text{dom}(\Delta)\}$ to \mathcal{BC} , defined by

$$A\varphi = \dot{\varphi} + X_0[D_0\Delta\varphi(0) + L_0(\varphi) - \dot{\varphi}(0)],$$

with $D_0 = D(\mu_0)$, $L_0 : \mathcal{C} \rightarrow X_{\mathbb{C}}$ is a linear operator given by $L_0(\varphi) = L(\mu_0)(\varphi)$, and

$$X_0(\theta) = \begin{cases} 0, & -1 \leq \theta < 0, \\ I, & \theta = 0. \end{cases}$$

And $F_0 : \mathbb{R}^2 \times \mathcal{C} \rightarrow X_{\mathbb{C}}$ is a nonlinear operator and defined by

$$F_0(\alpha, \varphi) = [D(\alpha + \mu_0) - D_0]\Delta\varphi(0) + [L(\alpha + \mu_0) - L_0](\varphi) + F(\alpha + \mu_0, \varphi). \quad (7)$$

We adopt the technology introduced in [28] for the decomposition of \mathcal{C} and the methods given in [5] to complete the decomposition of \mathcal{BC} . Let $\{\phi_1(\theta)\beta_{n_1}, \phi_2(\theta)\beta_{n_2}\}$ and $\{\psi_1(s)\beta_{n_1}, \psi_2(s)\beta_{n_2}\}$ are the eigenfunctions of A and its dual A^* relative to $\{i\omega_0, 0\}$, respectively. Which satisfy $\phi_1, \phi_2 \in C$, $\psi_1, \psi_2 \in C^* := C([0, 1], \mathbb{C}^2)$, and

$$(\psi_1, \phi_1)_1 = 1, \quad (\psi_1, \bar{\phi}_1)_1 = 0, \quad (\psi_2, \phi_2)_2 = 1.$$

Here $(\cdot, \cdot)_k$ are the adjoint bilinear form on $C^* \times C$,

$$(\alpha, \beta)_k = \alpha(0)\beta(0) - \int_{-1}^0 \int_0^\theta \alpha(\xi - \theta) d\eta_k(\theta) \beta(\xi) d\xi, \quad k = 1, 2,$$

and $\eta_k \in BV([-1, 0], \mathbb{C}^{2 \times 2})$ are given by

$$-\frac{n_k^2}{l^2} D_0 \varphi(0) + L_0(\varphi) = \int_{-1}^0 d\eta_k(\theta) \varphi(\theta), \quad \varphi \in C, \quad k = 1, 2.$$

For simplicity, we denote $\Phi_1(\theta) = (\phi_1(\theta), \bar{\phi}_1(\theta))$, $\Psi_1(s) = (\psi_1(s)^T, \bar{\psi}_1(s)^T)^T$ and $\Phi_2(\theta) = \phi_2(\theta)$, $\Psi_2(s) = \psi_2(s)$.

Now \mathcal{BC} can be divided into a direct sum of center subspace and its complementary space:

$$\mathcal{BC} = \mathcal{P} \oplus \ker \pi, \quad (8)$$

where $\pi : \mathcal{BC} \rightarrow \mathcal{P}$ is the projection defined by

$$\pi\varphi = \sum_{k=1}^2 \Phi_k(\Psi_k, \langle \varphi(\cdot), \beta_{n_k} \rangle)_k \beta_{n_k}. \quad (9)$$

Then $U^t \in \mathcal{C}_0^1$ can be divided into

$$U^t(\theta) = \sum_{k=1}^2 \Phi_k(\theta) \tilde{z}_k(t) \beta_{n_k} + y(\theta), \quad (10)$$

with $\tilde{z}_k(t) = (\Psi_k, \langle U^t, \beta_{n_k} \rangle)_k$ and $y \in \mathcal{C}_0^1 \cap \ker \pi := \mathcal{Q}^1$. Since π can commute with A in \mathcal{C}_0^1 , the system (6) on \mathcal{BC} can be identified as a system on $\mathbb{C}^3 \times \ker \pi$

$$\begin{aligned} \dot{z} &= Bz + \Psi(0) \begin{pmatrix} \langle F_0(\alpha, \sum_{k=1}^2 \Phi_k \tilde{z}_k \beta_{n_k} + y), \beta_{n_1} \rangle \\ \langle F_0(\alpha, \sum_{k=1}^2 \Phi_k \tilde{z}_k \beta_{n_k} + y), \beta_{n_2} \rangle \end{pmatrix}, \\ \frac{d}{dt} y &= A_1 y + (I - \pi) X_0 F_0(\alpha, \sum_{k=1}^2 \Phi_k \tilde{z}_k \beta_{n_k} + y), \end{aligned} \quad (11)$$

where $z = (\tilde{z}_1, \tilde{z}_2) := (z_1, \bar{z}_1, z_2)$, $B = \text{diag}(i\omega_0, -i\omega_0, 0)$, $\Psi = \text{diag}(\Psi_1, \Psi_2)$, and A_1 is defined by $A_1 : \mathcal{Q}^1 \subset \ker \pi \rightarrow \ker \pi$, $A_1 \varphi = A \varphi$ for $\varphi \in \mathcal{Q}^1$.

2.3 Reduction and the normal forms for Hopf-zero bifurcation

Consider the formal Taylor expansion

$$F_0(\alpha, \varphi) = \sum_{j=2}^{\infty} \frac{1}{j!} F_0^{(j)}(\alpha, \varphi), \quad \alpha \in C, \varphi \in \mathcal{C},$$

with $F_0^{(j)}(\cdot, \cdot) \in L^j(\tilde{C} \times \mathcal{C}, X_{\mathbb{C}})$ is the j th Fréchet derivation of $F_0(\cdot, \cdot)$. Then, (11) can be written as

$$\begin{aligned} \dot{z} &= Bz + \sum_{j=2}^{\infty} \frac{1}{j!} f_j^1(z, y, \alpha), \\ \frac{d}{dt}y &= A_1y + \sum_{j=2}^{\infty} \frac{1}{j!} f_j^2(z, y, \alpha). \end{aligned} \tag{12}$$

Here $f_j = (f_j^1, f_j^2), j \geq 2$ are defined by

$$\begin{aligned} f_j^1(z, y, \alpha) &= \Psi(0) \begin{pmatrix} \langle F_0^{(j)}(z, y, \alpha), \beta_{n_1} \rangle \\ \langle F_0^{(j)}(z, y, \alpha), \beta_{n_2} \rangle \end{pmatrix}, \\ f_j^2(z, y, \alpha) &= (I - \pi)X_0F_0^{(j)}(z, y, \alpha), \end{aligned}$$

with $F_0^{(j)}(z, y, \alpha) := F_0^{(j)}(\alpha, \sum_{k=1}^2 \Phi_k \tilde{z}_k \beta_{n_k} + y)$.

In fact, the calculation of the normal forms can be considered as a process to eliminate the non-resonant terms in equation (12).

First of all, we introduce the following notation: for a normed space Y , denote $V_j^{m+p}(Y)$ the linear space of homogeneous polynomials of degree j in $m + p$ variables $z = (z_1, \dots, z_m), \alpha = (\alpha_1, \dots, \alpha_p)$ with coefficients in Y ,

$$V_j^{m+p}(Y) = \left\{ \sum_{|(q,l)|=j} c_{(q,l)} z^q \alpha^l : (q, l) \in N_0^{m+p}, c_{(q,l)} \in Y \right\}$$

and the norm $|\sum_{|(q,l)|=j} c_{(q,l)} z^q \alpha^l| = \sum_{|(q,l)|=j} |c_{(q,l)}|_Y$. Define the operator $M_j = (M_j^1, M_j^2)$, $j \geq 2$ with

$$\begin{aligned} M_j^1 &: V_j^{3+2}(\mathbb{C}^3) \rightarrow V_j^{3+2}(\mathbb{C}^3) \\ (M_j^1 p)(z, \alpha) &= D_z p(z, \alpha) B z - B p(z, \alpha) \\ M_j^2 &: V_j^{3+2}(\mathcal{Q}_1) \subset V_j^{3+2}(\ker \pi) \rightarrow V_j^{3+2}(\ker \pi) \\ (M_j^2 h)(z, \alpha) &= D_z h(z, \alpha) B z - A_1 h(z, \alpha) \end{aligned} \tag{13}$$

Since M_j restricted on $\text{Ker}(M_j^1)^c \times \text{Ker}(M_j^2)^c$ to $\text{Im}(M_j^1) \times \text{Im}(M_j^2)$ is bijection, the corresponding inverse operator is well defined and we denote it by $(M_j)^{-1}$.

2.3.1 The normal forms up to the second order

For the second order terms, ignore the effects of the nonlinear terms of the perturbation parameters, we choose $\text{Im}(M_2^1)^c$ spanned by

$$z_1 z_2 e_1, z_1 \alpha_i e_1, \bar{z}_1 z_2 e_2, \bar{z}_1 \alpha_i e_2, z_1 \bar{z}_1 e_3, z_2^2 e_3, z_2 \alpha_i e_3, \quad i = 1, 2, \tag{14}$$

with $e_1 = (1, 0, 0)^T, e_2 = (0, 1, 0)^T, e_3 = (0, 0, 1)^T$. And $\text{Ker}(M_2^1)^c$ spanned by the rest of elements.

Taking the coordinate transformation

$$(z, y) \rightarrow (z, y) + \frac{1}{2!}(U_2^1(z, \alpha), U_2^2(z, \alpha))$$

with $U_2 = (U_2^1, U_2^2) \in V_2^{3+2}(\mathbb{C}^3) \times V_2^{3+2}(\mathcal{Q}_1)$ and given by

$$U_2(z, \alpha) = (M_2)^{-1} \mathbf{P}_{\text{Im}(M_2^1) \times \text{Im}(M_2^2)} \circ f_2(z, 0, \alpha)$$

Since the non-resonance conditions relative to $\Lambda = \{\pm i\omega_0, 0\}$ is satisfied, the normal forms of (1) on the center manifold of the origin near $(\alpha_1, \alpha_2) = 0$ has the form

$$\dot{z} = Bz + \frac{1}{2!}g_2^1(z, 0, \alpha) + h.o.t. \quad (15)$$

with $g_2^1(z, 0, \alpha) = \mathbf{P}_{\text{Im}(M_2^1)^c} \circ f_2^1(z, 0, \alpha)$.

2.3.2 The normal forms up to the third order

After the computation of the second order normal forms, the new third order term now has the form $\bar{f}_3^1(z, 0, 0) = f_3^1(z, 0, 0) + \frac{3}{2}[D_z f_2^1(z, 0, 0)U_2^1(z, 0) + D_y f_2^1(z, 0, 0)U_2^2(z, 0) - D_z U_2^1(z, 0)g_2^1(z, 0, 0)]$.

We ignore the effects of the perturbation parameters, and choose $\text{Im}(M_3^1)^c$ generated by

$$\{z_1^2 \bar{z}_1 e_1, z_1 z_2^2 e_1, z_1 \bar{z}_1^2 e_2, \bar{z}_1 z_2^2 e_2, z_1 \bar{z}_1 z_2 e_3, z_2^3 e_3\}, \quad (16)$$

Then the normal forms up to the third order is given by

$$\dot{z} = Bz + \frac{1}{2!}g_2^1(z, 0, \alpha) + \frac{1}{3!}g_3^1(z, 0, 0) + h.o.t. \quad (17)$$

with $g_3^1(z, 0, 0) = \mathbf{P}_{\text{Im}(M_3^1)^c} \circ \bar{f}_3^1(z, 0, 0)$.

2.3.3 An equivalence condition of $U_2^2(z, 0) \in V_2^3(\mathcal{Q}_1)$

For the new third order term $\bar{f}_3^1(z, 0, 0)$, it requires us to calculate (1) $U_2^1(z, 0) \in V_2^{3+2}(\mathbb{C}^3)$, (2) $U_2^2(z, 0) \in V_2^3(\mathcal{Q}_1)$, (3) $D_z f_2^1(z, 0, 0) : \mathbb{C}^3 \rightarrow \mathcal{BC}$, (4) $D_y f_2^1(z, 0, 0) : \mathcal{Q}_1 \rightarrow \mathcal{BC}$, first. Among them, to get $U_2^2(z, 0)$ is always a hard problem.

For convenience, we denote $U_2^2(z, 0)$ by $U_2^2(\theta)$ and write it into the following form

$$U_2^2(\theta) = h_{200}(\theta)z_1^2 + h_{110}(\theta)z_1 \bar{z}_1 + h_{101}(\theta)z_1 z_2 + h_{020}(\theta)\bar{z}_1^2 + h_{011}(\theta)\bar{z}_1 z_2 + h_{002}(\theta)z_2^2,$$

with $h_{200}, h_{110}, h_{101}, h_{020}, h_{011}, h_{002}$ are undetermined. In general, $U_2^2(\theta)$ must fulfil three conditions:

(1) When $\theta \neq 0$,

$$D_z U_2^2(\theta)Bz - D_\theta U_2^2(\theta) = -\pi X_0 F_0^{(2)}(z, 0, 0). \quad (18)$$

(2) When $\theta = 0$,

$$D_z U_2^2(0)Bz - D_0 \Delta U_2^2(0) - L_0(U_2^2) = (I - \pi)X_0 F_0^{(2)}(z, 0, 0). \quad (19)$$

(3) $U_2^2(\theta) \in V_2^3(\mathcal{Q}_1)$.

We claim that the condition (3) can be replaced by a weaker one.

Theorem 2.2. Assume $U_2^2(\theta)$ is one of the solutions of (18) and (19). Then $U_2^2 \in V_2^3(\mathcal{Q}_1)$ is equivalent to

$$\begin{aligned} (\psi_1, \langle h_{101}(\cdot), \beta_{n_1} \rangle)_1 &= 0, & (\bar{\psi}_1, \langle h_{011}(\cdot), \beta_{n_1} \rangle)_1 &= 0, \\ (\psi_2, \langle h_{110}(\cdot), \beta_{n_2} \rangle)_2 &= 0, & (\psi_2, \langle h_{002}(\cdot), \beta_{n_2} \rangle)_2 &= 0. \end{aligned} \quad (20)$$

Proof. First of all, we claim that $U_2^2 \in V_2^3(\mathcal{Q}_1)$ means

$$(\psi_1, \langle U_2^2(\cdot), \beta_{n_1} \rangle)_1 = 0, \quad (\bar{\psi}_1, \langle U_2^2(\cdot), \beta_{n_1} \rangle)_1 = 0, \quad (\psi_2, \langle U_2^2(\cdot), \beta_{n_2} \rangle)_2 = 0.$$

Taking the inner product to the both sides of (18)-(19) with β_{n_1} , and using integration by parts, we can obtain that

$$\begin{aligned} & (\psi_1, \langle U_2^2(\cdot), \beta_{n_1} \rangle)_1 \\ &= \psi_1(0) \langle U_2^2(0), \beta_{n_1} \rangle - \int_{-r}^0 \int_0^\theta \psi_1(0) e^{-i\omega_0(\xi-\theta)} d\eta_1(\theta) \langle U_2^2(\xi), \beta_{n_1} \rangle d\xi \\ &= \psi_1(0) \langle U_2^2(0), \beta_{n_1} \rangle - \frac{1}{i\omega_0} \int_{-r}^0 \psi_1(0) d\eta_1(\theta) [\langle U_2^2(0), \beta_{n_1} \rangle e^{i\omega_0\theta} - \langle U_2^2(\cdot), \beta_{n_1} \rangle] \\ &\quad - \frac{1}{i\omega_0} \int_{-r}^0 \int_0^\theta \psi_1(\xi - \theta) d\eta_1(\theta) [D_z \langle U_2^2(\xi), \beta_{n_1} \rangle Bz + \Phi_1(\xi) \Psi_1(0) \langle F_0^{(2)}, \beta_{n_1} \rangle] d\xi \\ &= \frac{1}{i\omega_0} \left\{ \psi_1(0) \left[i\omega_0 I_d + \frac{n_1^2}{l^2} D_0 - L_0(e^{i\omega_0\theta} \cdot I_d) \right] \langle U_2^2(0), \beta_{n_1} \rangle + D_z (\psi_1, \langle U_2^2(\cdot), \beta_{n_1} \rangle)_1 Bz \right\} \\ &= (\psi_1, \langle h_{101}(\cdot), \beta_{n_1} \rangle)_1. \end{aligned}$$

Which complete $(\psi_1, \langle U_2^2(\cdot), \beta_{n_1} \rangle)_1 = 0 \iff (\psi_1, \langle h_{101}(\cdot), \beta_{n_1} \rangle)_1 = 0$. Moreover, this also means that under the condition of Theorem 2.2, the establishment of the following equation is natural and does not require any additional conditions.

$$\begin{aligned} (\psi_1, \langle h_{200}(\cdot), \beta_{n_1} \rangle)_1 &= 0, & (\psi_1, \langle h_{110}(\cdot), \beta_{n_1} \rangle)_1 &= 0, & (\psi_1, \langle h_{020}(\cdot), \beta_{n_1} \rangle)_1 &= 0, \\ (\psi_1, \langle h_{011}(\cdot), \beta_{n_1} \rangle)_1 &= 0, & (\psi_1, \langle h_{002}(\cdot), \beta_{n_1} \rangle)_1 &= 0. \end{aligned}$$

In a similar manner, we can get $(\bar{\psi}_1, \langle U_2^2(\cdot), \beta_{n_1} \rangle)_1 = 0 \iff (\bar{\psi}_1, \langle h_{011}(\cdot), \beta_{n_1} \rangle)_1 = 0$.

Next, taking the inner product to the both sides of (18)-(19) with β_{n_2} , then

$$\begin{aligned} & (\psi_2, D_z \langle U_2^2(\cdot), \beta_{n_2} \rangle Bz)_2 \\ &= \psi_2(0) \left\{ D_z \langle U_2^2(0), \beta_{n_2} \rangle Bz - \int_{-r}^0 \int_0^\theta d\eta_2(\theta) [D_\theta \langle U_2^2(\xi), \beta_{n_2} \rangle - \Phi_2(\xi) \Psi_2(0) \langle F_0^{(2)}, \beta_{n_2} \rangle] d\xi \right\} \\ &= \psi_2(0) \left[-\frac{n_2^2}{l^2} D_0 + L_0(I_d) \right] \langle U_2^2(0), \beta_{n_2} \rangle \\ &= 0. \end{aligned}$$

Which means

$$\begin{aligned} (\psi_2, \langle h_{200}(\cdot), \beta_{n_2} \rangle)_2 &= 0, & (\psi_2, \langle h_{101}(\cdot), \beta_{n_2} \rangle)_2 &= 0, \\ (\psi_2, \langle h_{020}(\cdot), \beta_{n_2} \rangle)_2 &= 0, & (\psi_2, \langle h_{011}(\cdot), \beta_{n_2} \rangle)_2 &= 0. \end{aligned}$$

and

$$(\psi_2, \langle U_2^2(\cdot), \beta_{n_2} \rangle)_2 = 0 \iff \begin{cases} (\psi_2, \langle h_{110}(\cdot), \beta_{n_2} \rangle)_2 = 0 \\ (\psi_2, \langle h_{002}(\cdot), \beta_{n_2} \rangle)_2 = 0. \end{cases}$$

The proof is completed. \square

Remark 1. Theorem 2.2 shows that, a function which satisfy (18)-(19), if it also meet (20), then it is the function $U_2^2(z, 0) \in V_2^3(\mathcal{Q}_1)$ that we required.

3 Normal forms for Turing-Hopf bifurcation

In this section, we consider a types of Turing-Hopf bifurcation which satisfies $n_1 = 0$, $n_2 \neq 0$ in (H1). In fact, it is the most common situation in application. The explicit formulas of $g_2^1(z, 0, \alpha)$ and $g_3^1(z, 0, 0)$ in the normal forms (17) are given.

We assume that for some $\mu_0 = (\mu_{0,1}, \mu_{0,2}) \in \mathbb{R}^2$, the following condition is holds: (H2) There exists a neighborhood O of μ_0 such that for $\mu \in O$, (3) has a pair of complex simple conjugate eigenvalues $\alpha(\mu) \pm i\omega(\mu)(\text{mod}(0))$ and a simple real eigenvalue $\gamma(\mu)(\text{mod}(n_2 \neq 0))$. They all continuously differentiable in $\mu = (\mu_1, \mu_2)$, and satisfy $\alpha(\mu_0) = 0$, $\omega(\mu_0) = \omega_0 > 0$, $\frac{\partial}{\partial \mu_1} \alpha(\mu_0) \neq 0$, $\gamma(\mu_0) = 0$, $\frac{\partial}{\partial \mu_2} \gamma(\mu_0) \neq 0$. In addition, all other eigenvalues have non-zero real part.

For convenience, we denote

$$A(\mu) := \begin{bmatrix} f_u(\mu, 0, 0) & f_v(\mu, 0, 0) \\ g_u(\mu, 0, 0) & g_v(\mu, 0, 0) \end{bmatrix}, \quad B(\mu) := \begin{bmatrix} f_{u_\tau}(\mu, 0, 0) & f_{v_\tau}(\mu, 0, 0) \\ g_{u_\tau}(\mu, 0, 0) & g_{v_\tau}(\mu, 0, 0) \end{bmatrix},$$

with u, v, u_τ, v_τ are denote as the simplified form of $u(t), v(t), u(t-1), v(t-1)$ in (1), respectively. Here $f_u(\mu, 0, 0) = \frac{\partial}{\partial u} f(\mu, 0, 0)$, and so forth. Further assume

$$\begin{aligned} F_0^{(2)}(z, y, \alpha) &= \sum_{i=1}^2 [F_{y_i(\theta)z_1} y_i(\theta) z_1 \beta_{n_1} + F_{y_i(\theta)\bar{z}_1} y_i(\theta) \bar{z}_1 \beta_{n_1} + F_{y_i(\theta)z_2} y_i(\theta) z_2 \beta_{n_2}] \\ &\quad + \sum_{i=1}^2 (F_{\alpha_i z_1} \alpha_i z_1 \beta_{n_1} + F_{\alpha_i \bar{z}_1} \alpha_i \bar{z}_1 \beta_{n_1} + F_{\alpha_i z_2} \alpha_i z_2 \beta_{n_2}) \\ &\quad + \sum_{m+n+k=2} F_{mnk} z_1^m \bar{z}_1^n z_2^k \beta_{n_1}^{m+n} \beta_{n_2}^k + O(\alpha y, y^2), \\ F_0^{(3)}(z, 0, 0) &= \sum_{m+n+k=3} F_{mnk} z_1^m \bar{z}_1^n z_2^k \beta_{n_1}^{m+n} \beta_{n_2}^k. \end{aligned}$$

Here the formulas for these coefficient vectors $F_{\alpha_i z_j}, F_{y_i(\theta)z_j}, F_{mnk}$, please refer to Appendix A.

3.1 Main results of the normal forms

Our main results in this section is as follow.

Theorem 3.1. *Assume that for system (1), the hypothesis (H2) is valid. Then it undergoes a Turing-Hopf bifurcation at $\mu = \mu_0$. Moreover, the center subspace of the phase space \mathcal{BC} and its dual operator \mathcal{BC}^* are $\mathcal{P} = \text{span}\{\phi_1(\theta)\beta_{n_1}, \bar{\phi}_1(\theta)\beta_{n_1}, \phi_2(\theta)\beta_{n_2}\}$ and $\mathcal{P}^* = \text{span}\{\psi_1(s)\beta_{n_1}, \bar{\psi}_1(s)\beta_{n_1}, \psi_2(s)\beta_{n_2}\}$, respectively. Here*

$$\begin{aligned} \phi_1(\theta) &= e^{i\omega_0 \theta} (1, k_1)^T, & \phi_2(\theta) &= (1, k_3)^T, \\ \psi_1(s) &= e^{-i\omega_0 s} T_1(1, k_2), & \psi_2(s) &= T_2(1, k_4), \end{aligned} \tag{21}$$

with

$$\begin{aligned} k_1 &= \frac{i\omega_0 - A_{11}(\mu_0) - B_{11}(\mu_0)e^{-i\omega_0}}{A_{12}(\mu_0) + B_{12}(\mu_0)e^{-i\omega_0}}, & k_2 &= \frac{i\omega_0 - A_{11}(\mu_0) - B_{11}(\mu_0)e^{-i\omega_0}}{A_{21}(\mu_0) + B_{21}(\mu_0)e^{-i\omega_0}}, \\ k_3 &= \frac{d_1 \frac{n_2^2}{l^2} - A_{11}(\mu_0) - B_{11}(\mu_0)}{A_{12}(\mu_0) + B_{12}(\mu_0)}, & k_4 &= \frac{d_1 \frac{n_2^2}{l^2} - A_{11}(\mu_0) - B_{11}(\mu_0)}{A_{21}(\mu_0) + B_{21}(\mu_0)}, \\ T_1 &= \{k_1 k_2 + 1 + e^{-i\omega_0} [B_{11}(\mu_0) + B_{21}(\mu_0)k_2 + k_1(B_{12}(\mu_0) + B_{22}(\mu_0)k_2)]\}^{-1}, \\ T_2 &= \{[B_{12}(\mu_0) + B_{22}(\mu_0)k_4 + k_4]k_3 + [B_{11}(\mu_0) + B_{21}(\mu_0)k_4 + 1]\}^{-1}. \end{aligned}$$

Theorem 3.2. Assume that for system (1), the hypothesis (H2) is valid. Then the three order truncated normal forms near the Turing-Hopf singularity $\mu = \mu_0$ is

$$\begin{cases} \dot{z}_1 = i\omega_0 z_1 + \frac{1}{2}f_{\alpha_1 z_1}^{11}\alpha_1 z_1 + \frac{1}{2}f_{\alpha_2 z_1}^{11}\alpha_2 z_1 + \frac{1}{6}g_{210}^{11}z_1^2 \bar{z}_1 + \frac{1}{6}g_{102}^{11}z_1 z_2^2, \\ \dot{\bar{z}}_1 = -i\omega_0 \bar{z}_1 + \frac{1}{2}\overline{f_{\alpha_1 z_1}^{11}}\alpha_1 \bar{z}_1 + \frac{1}{2}\overline{f_{\alpha_2 z_1}^{11}}\alpha_2 \bar{z}_1 + \frac{1}{6}\overline{g_{210}^{11}}z_1 \bar{z}_1^2 + \frac{1}{6}\overline{g_{102}^{11}}\bar{z}_1 z_2^2, \\ \dot{z}_2 = \frac{1}{2}f_{\alpha_1 z_2}^{13}\alpha_1 z_2 + \frac{1}{2}f_{\alpha_2 z_2}^{13}\alpha_2 z_2 + \frac{1}{6}g_{111}^{13}z_1 \bar{z}_1 z_2 + \frac{1}{6}g_{003}^{13}z_2^3, \end{cases} \quad (22)$$

with $(\alpha_1, \alpha_2) = (\mu_1 - \mu_{0,1}, \mu_2 - \mu_{0,2})$ and

$$\begin{aligned} f_{\alpha_1 z_1}^{11} &= 2\psi_1(0) \left[\frac{\partial}{\partial \mu_1} A(\mu_0)\phi_1(0) + \frac{\partial}{\partial \mu_1} B(\mu_0)\phi_1(-1) \right], \\ f_{\alpha_2 z_1}^{11} &= 2\psi_1(0) \left[\frac{\partial}{\partial \mu_2} A(\mu_0)\phi_1(0) + \frac{\partial}{\partial \mu_2} B(\mu_0)\phi_1(-1) \right], \\ f_{\alpha_1 z_2}^{13} &= 2\psi_2(0) \left[-\frac{n_2^2}{l^2} \frac{\partial}{\partial \mu_1} D(\mu_0)\phi_2(0) + \frac{\partial}{\partial \mu_1} A(\mu_0)\phi_1(0) + \frac{\partial}{\partial \mu_1} B(\mu_0)\phi_1(-1) \right], \\ f_{\alpha_2 z_2}^{13} &= 2\psi_2(0) \left[-\frac{n_2^2}{l^2} \frac{\partial}{\partial \mu_2} D(\mu_0)\phi_2(0) + \frac{\partial}{\partial \mu_2} A(\mu_0)\phi_1(0) + \frac{\partial}{\partial \mu_2} B(\mu_0)\phi_1(-1) \right], \\ g_{210}^{11} &= f_{210}^{11} + \frac{3}{2i\omega_0} (-f_{110}^{11}f_{200}^{11} + f_{110}^{11}f_{110}^{12} + \frac{2}{3}f_{020}^{11}f_{200}^{12}) + \\ &\quad \frac{3}{2}\psi_1(0)[S_{y z_1}(\langle h_{110}(\theta)\beta_{n_1}, \beta_{n_1} \rangle) + S_{y \bar{z}_1}(\langle h_{200}(\theta)\beta_{n_1}, \beta_{n_1} \rangle)], \\ g_{102}^{11} &= f_{102}^{11} + \frac{3}{2i\omega_0} (-2f_{002}^{11}f_{200}^{11} + f_{002}^{12}f_{110}^{11} + 2f_{002}^{11}f_{101}^{13}) + \\ &\quad \frac{3}{2}\psi_1(0)[S_{y z_1}(\langle h_{002}(\theta)\beta_{n_1}, \beta_{n_1} \rangle) + S_{y z_2}(\langle h_{101}(\theta)\beta_{n_2}, \beta_{n_2} \rangle)], \\ g_{111}^{13} &= f_{111}^{13} + \frac{3}{2i\omega_0} (-f_{101}^{13}f_{110}^{11} + f_{011}^{13}f_{110}^{12}) + \frac{3}{2}\psi_2(0)[S_{y z_1}(\langle h_{011}(\theta)\beta_{n_1}, \beta_{n_2} \rangle) + \\ &\quad S_{y \bar{z}_1}(\langle h_{101}(\theta)\beta_{n_1}, \beta_{n_2} \rangle) + S_{y z_2}(\langle h_{110}(\theta)\beta_{n_2}, \beta_{n_2} \rangle)], \\ g_{003}^{13} &= f_{003}^{13} + \frac{3}{2i\omega_0} (-f_{002}^{11}f_{101}^{13} + f_{002}^{12}f_{011}^{13}) + \frac{3}{2}\psi_2(0)[S_{y z_2}(\langle h_{002}(\theta)\beta_{n_2}, \beta_{n_2} \rangle)]. \end{aligned}$$

Here $f_{mnk}^{12} = \overline{f_{mnk}^{11}}$,

$$\begin{aligned} f_{mnk}^{11} &= \frac{1}{\sqrt{l\pi}}\psi_1(0)F_{mnk}, \quad f_{mnk}^{13} = \frac{1}{\sqrt{l\pi}}\psi_2(0)F_{mnk}, \quad \text{when } m+n+k=2, \\ f_{mnk}^{11} &= \frac{1}{l\pi}\psi_1(0)F_{mnk}, \quad f_{mnk}^{13} = \frac{1}{l\pi}\psi_2(0)F_{mnk}, \quad \text{when } m+n+k=3, \\ \langle h_{200}(\theta)\beta_{n_1}, \beta_{n_1} \rangle &= \frac{e^{2i\omega_0\theta}}{l\pi} [2i\omega_0 - L_0(e^{2i\omega_0\cdot} I_d)]^{-1} F_{200} - \frac{1}{i\omega_0\sqrt{l\pi}} [f_{200}^{1,1}\phi_1(\theta) + \frac{1}{3}f_{200}^{1,2}\bar{\phi}_1(\theta)], \\ \langle h_{110}(\theta)\beta_{n_1}, \beta_{n_1} \rangle &= -\frac{1}{l\pi} [L_0(I_d)]^{-1} F_{110} + \frac{1}{i\omega_0\sqrt{l\pi}} [f_{110}^{1,1}\phi_1(\theta) - f_{110}^{1,2}\bar{\phi}_1(\theta)], \\ \langle h_{110}(\theta)\beta_{n_2}, \beta_{n_2} \rangle &= \langle h_{110}(\theta)\beta_{n_1}, \beta_{n_1} \rangle, \\ \langle h_{101}(\theta)\beta_{n_2}, \beta_{n_1} \rangle &= \frac{e^{i\omega_0\theta}}{l\pi} \left[i\omega_0 + \frac{n_2^2}{l^2} D_0 - L_0(e^{i\omega_0\cdot} I_d) \right]^{-1} F_{101} - \frac{1}{i\omega_0\sqrt{l\pi}} f_{101}^{1,3}\phi_2(0), \end{aligned}$$

$$\begin{aligned}
\langle h_{011}(\theta)\beta_{n_1}, \beta_{n_2} \rangle &= \frac{e^{-i\omega_0\theta}}{l\pi} \left[-i\omega_0 + \frac{n_2^2}{l^2} D_0 - L_0(e^{-i\omega_0 \cdot} I_d) \right]^{-1} F_{011} + \frac{1}{i\omega_0 \sqrt{l\pi}} f_{011}^{1,3} \phi_2(0), \\
\langle h_{002}(\theta)\beta_{n_1}, \beta_{n_1} \rangle &= -\frac{1}{l\pi} [L_0(I_d)]^{-1} F_{002} + \frac{1}{i\omega_0 \sqrt{l\pi}} [f_{002}^{1,1} \phi_1(\theta) - f_{002}^{1,2} \bar{\phi}_1(\theta)], \\
\langle h_{002}(\theta)\beta_{n_2}, \beta_{n_2} \rangle &= \frac{1}{2l\pi} \left[\frac{(2n_2)^2}{l^2} D_0 - L_0(I_d) \right]^{-1} F_{002} + \langle h_{002}(\theta)\beta_{n_1}, \beta_{n_1} \rangle,
\end{aligned}$$

and $S_{yz_i} (i = 1, 2), S_{y\bar{z}_1}$ are linear operators from \mathcal{Q}_1 to $X_{\mathbb{C}}$ and given by

$$\begin{aligned}
S_{yz_i}(\varphi) &= (F_{y_1(0)z_i}, F_{y_2(0)z_i})\varphi(0) + (F_{y_1(-1)z_i}, F_{y_2(-1)z_i})\varphi(-1), \\
S_{y\bar{z}_1}(\varphi) &= (\overline{F_{y_1(0)z_1}}, \overline{F_{y_2(0)z_1}})\varphi(0) + (\overline{F_{y_1(-1)z_1}}, \overline{F_{y_2(-1)z_1}})\varphi(-1).
\end{aligned}$$

Up to here, we have given the complete algorithm of the normal forms for a general time-delayed reaction-diffusion system (1) with a Truing-Hopf singularity. The whole calculation process can be automated by Matlab.

3.2 Proof of Theorem 3.1-Theorem 3.2

In this subsection we will give the proof of Theorem 3.1-Theorem 3.2

Proof of Theorem 3.1. Since $\phi_1(\theta), \psi_1(s)$ are satisfy

$$A\phi_1(\theta)\beta_{n_1} = i\omega_0\phi_1(\theta)\beta_{n_1}, \quad A^*\psi_1(s)\beta_{n_1} = i\omega_0\psi_1(s)\beta_{n_1},$$

we have $\phi_1(\theta) = e^{i\omega_0\theta}\phi_1(0)$, $\psi_1(s) = e^{-i\omega_0s}\psi_1(0)$. Meanwhile, from

$$\begin{aligned}
[A(\mu_0) + B(\mu_0)e^{-i\omega_0 - i\omega_0 \cdot} I_d] \cdot \phi_1(0) &= 0, \\
\psi_1(0) \cdot [A(\mu_0) + B(\mu_0)e^{-i\omega_0 - i\omega_0 \cdot} I_d] &= 0, \\
(\psi_1, \phi_1)_1 &= 1,
\end{aligned}$$

we chose

$$k_1 = \frac{i\omega_0 - A_{11}(\mu_0) - B_{11}(\mu_0)e^{-i\omega_0}}{A_{12}(\mu_0) + B_{12}(\mu_0)e^{-i\omega_0}}, \quad k_2 = \frac{i\omega_0 - A_{11}(\mu_0) - B_{11}(\mu_0)e^{-i\omega_0}}{A_{21}(\mu_0) + B_{21}(\mu_0)e^{-i\omega_0}},$$

and eventually calculate

$$T_1 = \left\{ k_1 k_2 + 1 + e^{-i\omega_0} [B_{11}(\mu_0) + B_{21}(\mu_0)k_2 + k_1(B_{12}(\mu_0) + B_{22}(\mu_0)k_2)] \right\}^{-1},$$

In the same way, k_3, k_4, T_2 can be obtained. This complete the proof. \square

In order to complete the proof Theorem 3.2, we separate $\bar{f}_3^1(z, 0, 0)$ into the following four parts

$$\begin{aligned}
G_1(z) &= f_3^1(z, 0, 0), & G_2(z) &= \frac{3}{2} D_z f_2^1(z, 0, 0) U_2^1(z, 0), \\
G_3(z) &= \frac{3}{2} D_y f_2^1(z, 0, 0) U_2^2(z, 0), & G_4(z) &= \frac{3}{2} D_z U_2^1(z, 0) g_2^1(z, 0, 0).
\end{aligned}$$

And start with the following five lemmas.

Lemma 3.3. Assume that for system (1), the hypothesis (**H2**) is valid. Then the quadratic term in the normal form $\dot{z} = Bz + \frac{1}{2!}g_2^1(z, 0, \alpha) + h.o.t.$ near the Turing-Hopf singularity $\mu = \mu_0$ is

$$g_2^1(z, 0, \alpha) = \begin{pmatrix} \frac{f_{\alpha_1 z_1}^{11}}{f_{\alpha_1 z_1}^{11}} \alpha_1 z_1 + \frac{f_{\alpha_2 z_1}^{11}}{f_{\alpha_2 z_1}^{11}} \alpha_2 z_1 \\ \frac{f_{\alpha_1 z_1}^{11}}{f_{\alpha_1 z_1}^{11}} \alpha_1 \bar{z}_1 + \frac{f_{\alpha_2 z_1}^{11}}{f_{\alpha_2 z_1}^{11}} \alpha_2 \bar{z}_1 \\ \frac{f_{\alpha_1 z_2}^{13}}{f_{\alpha_1 z_2}^{13}} \alpha_1 z_2 + \frac{f_{\alpha_2 z_2}^{13}}{f_{\alpha_2 z_2}^{13}} \alpha_2 z_2 \end{pmatrix},$$

with $f_{\alpha_1 z_1}^{11}$, $f_{\alpha_2 z_1}^{11}$, $f_{\alpha_1 z_2}^{13}$, $f_{\alpha_2 z_2}^{13}$ are given as in Theorem 3.2.

Proof. From (7), we have the second-order Fréchet derivative of $F_0(\alpha, \varphi)$ is

$$\begin{aligned} F_0^{(2)}(\alpha, \varphi) = & 2 \left[\alpha_1 \frac{\partial}{\partial \mu_1} D(\mu_0) + \alpha_2 \frac{\partial}{\partial \mu_2} D(\mu_0) \right] \Delta \varphi(0) + 2 \left[\alpha_1 \frac{\partial}{\partial \mu_1} A(\mu_0) + \alpha_2 \frac{\partial}{\partial \mu_2} A(\mu_0) \right] \varphi(0) \\ & + 2 \left[\alpha_1 \frac{\partial}{\partial \mu_1} B(\mu_0) + \alpha_2 \frac{\partial}{\partial \mu_2} B(\mu_0) \right] \varphi(-1) + O(\varphi^2) \end{aligned}$$

According to the decomposition (10), we have

$$\begin{aligned} F_{\alpha_i z_1} &= 2 \left[\frac{\partial}{\partial \mu_i} A(\mu_0) \phi_1(0) + \frac{\partial}{\partial \mu_i} B(\mu_0) \phi_1(-1) \right], \quad (i = 1, 2), \\ F_{\alpha_i z_2} &= 2 \left[-\frac{n_2^2}{l^2} \frac{\partial}{\partial \mu_i} D(\mu_0) \phi_2(0) + \frac{\partial}{\partial \mu_i} A(\mu_0) \phi_2(0) + \frac{\partial}{\partial \mu_i} (\mu_0) \phi_2(-1) \right], \quad (i = 1, 2). \end{aligned}$$

Based on the basis of $\text{Im}(M_2^1)^c$, to obtain the final expression of $g_2^1(z, 0, \alpha)$, we just need to calculate $f_{\alpha_1 z_1}^{11}$, $f_{\alpha_2 z_1}^{11}$, $f_{\alpha_1 z_2}^{13}$, $f_{\alpha_2 z_2}^{13}$, f_{101}^{11} , f_{110}^{13} , f_{002}^{13} .

Due to the fact that $\langle \beta_{n_1}, \beta_{n_1} \rangle = \langle \beta_{n_2}, \beta_{n_2} \rangle = 1$, and

$$\langle \beta_{n_1} \beta_{n_2}, \beta_{n_1} \rangle = \langle \beta_{n_1} \beta_{n_1}, \beta_{n_2} \rangle = \langle \beta_{n_2} \beta_{n_2}, \beta_{n_2} \rangle = 0.$$

We have $f_{101}^{11} = f_{110}^{13} = f_{002}^{13} = 0$, and $f_{\alpha_1 z_1}^{11}$, $f_{\alpha_2 z_1}^{11}$, $f_{\alpha_1 z_2}^{13}$, $f_{\alpha_2 z_2}^{13}$ are given as in Lemma 3.3, which complete the proof. \square

Lemma 3.4. Assume that for system (1), the hypothesis (**H2**) is valid. Then

$$\mathbf{P}_{\text{Im}(M_3^1)^c} \circ G_1(z) = \begin{pmatrix} \frac{f_{210}^{11} z_1^2 \bar{z}_1 + f_{102}^{11} z_1 z_2^2}{f_{210}^{11} \bar{z}_1^2 z_1 + f_{102}^{11} \bar{z}_1 z_2^2} \\ \frac{f_{111}^{13} z_1 \bar{z}_1 z_2 + f_{003}^{13} z_2^3}{f_{111}^{13} z_1 \bar{z}_1 z_2 + f_{003}^{13} z_2^3} \end{pmatrix} \quad (23)$$

with $f_{mnk}^{11} = \frac{1}{l\pi} \psi_1(0) F_{mnk}$ and $f_{mnk}^{13} = \frac{1}{l\pi} \psi_2(0) F_{mnk}$.

Proof. The projection (23) is obvious, since $\text{Im}(M_3^1)^c$ spanned by (16). To complete the proof, we just need to calculate f_{210}^{11} , f_{102}^{11} , f_{111}^{13} , f_{003}^{13} .

Since $\langle \beta_{n_1}^3, \beta_{n_1} \rangle = \langle \beta_{n_2}, \beta_{n_2}^2 \rangle = \langle \beta_{n_1}^2 \beta_{n_2}, \beta_{n_2} \rangle = \frac{1}{l\pi}$, $\langle \beta_{n_2}^3, \beta_{n_2} \rangle = \frac{3}{2l\pi}$, and

$$f_{mnk}^1 = \Psi(0) \begin{pmatrix} \langle F_{mnk} z_1^m \bar{z}_1^n z_2^k \beta_{n_1}^{m+n} \beta_{n_2}^k, \beta_{n_1} \rangle \\ \langle F_{mnk} z_1^m \bar{z}_1^n z_2^k \beta_{n_1}^{m+n} \beta_{n_2}^k, \beta_{n_2} \rangle \end{pmatrix}$$

We complete the proof. \square

Lemma 3.5. Assume that for system (1), the hypothesis (**H2**) is valid. Then

$$\mathbf{P}_{\text{Im}(M_3^1)^c} \circ G_2(z) = \begin{pmatrix} \frac{G_{210}^{21} z_1^2 \bar{z}_1 + G_{102}^{21} z_1 z_2^2}{G_{210}^{21} \bar{z}_1^2 z_1 + G_{102}^{21} \bar{z}_1 z_2^2} \\ \frac{G_{111}^{23} z_1 \bar{z}_1 z_2 + G_{003}^{23} z_2^3}{G_{111}^{23} z_1 \bar{z}_1 z_2 + G_{003}^{23} z_2^3} \end{pmatrix} \quad (24)$$

with

$$\begin{aligned} G_{210}^{21} &= \frac{3}{2i\omega_0} (-f_{110}^{11} f_{200}^{11} + f_{110}^{11} f_{110}^{12} + \frac{2}{3} f_{020}^{11} f_{200}^{12}), \\ G_{102}^{21} &= \frac{3}{2i\omega_0} (-2f_{002}^{11} f_{200}^{11} + f_{002}^{12} f_{110}^{11} + 2f_{002}^{11} f_{101}^{13}), \\ G_{111}^{23} &= \frac{3}{2i\omega_0} (-f_{101}^{13} f_{110}^{11} + f_{011}^{13} f_{110}^{12}), \\ G_{003}^{23} &= \frac{3}{2i\omega_0} (-f_{002}^{11} f_{101}^{13} + f_{002}^{12} f_{011}^{13}). \end{aligned}$$

with f_{mnk}^{li} ($m+n+k=2$, $i=1,2,3$) are given as in Theorem 3.2

Proof. Since $M_2^1 U_2^1(z, 0) = \mathbf{P}_{\text{Im}(M_2^1)} \circ f_2^1(z, 0, 0)$, we obtain the unique $U_2^1(z, 0) \in \text{Ker}(M_2^1)^c$ has the form

$$U_2^1(z, 0) = \frac{1}{i\omega_0} \begin{pmatrix} f_{200}^{11} z_1^2 - f_{110}^{11} z_1 \bar{z}_1 - \frac{1}{3} f_{020}^{11} \bar{z}_1^2 - f_{002}^{11} z_2^2 \\ \frac{1}{3} f_{200}^{12} z_1^2 + f_{110}^{12} z_1 \bar{z}_1 - f_{020}^{12} \bar{z}_1^2 + f_{002}^{12} z_2^2 \\ f_{101}^{13} z_1 z_2 - f_{011}^{13} \bar{z}_1 z_2 \end{pmatrix}. \quad (25)$$

Rewritten $f_2^1(z, 0, 0) = f_{200}^1 z_1^2 + f_{110}^1 z_1 \bar{z}_1 + f_{101}^1 z_1 z_2 + f_{020}^1 \bar{z}_1^2 + f_{011}^1 \bar{z}_1 z_2 + f_{002}^1 z_2^2$. Taking the derivative with respect to z and acting on $U_2^1(z, 0)$, the proof is completed. \square

Lemma 3.6. Assume that for system (1), the hypothesis (H2) is valid. Then

$$\mathbf{P}_{\text{Im}(M_3^1)^c} \circ G_3(z) = \begin{pmatrix} \frac{G_{210}^{31} z_1^2 \bar{z}_1 + G_{102}^{31} z_1 z_2^2}{G_{210}^{31} \bar{z}_1 \bar{z}_1 z_2 + G_{102}^{31} \bar{z}_1 z_2^2} \\ G_{111}^{33} z_1 \bar{z}_1 z_2 + G_{003}^{33} z_2^3 \end{pmatrix} \quad (26)$$

with

$$\begin{aligned} G_{210}^{31} &= \frac{3}{2} \psi_1(0) [S_{y z_1}(\langle h_{110}(\theta) \beta_{n_1}, \beta_{n_1} \rangle) + S_{y \bar{z}_1}(\langle h_{200}(\theta) \beta_{n_1}, \beta_{n_1} \rangle)], \\ G_{102}^{31} &= \frac{3}{2} \psi_1(0) [S_{y z_1}(\langle h_{002}(\theta) \beta_{n_1}, \beta_{n_1} \rangle) + S_{y z_2}(\langle h_{101}(\theta) \beta_{n_2}, \beta_{n_1} \rangle)], \\ G_{111}^{33} &= \frac{3}{2} \psi_2(0) [S_{y z_1}(\langle h_{011}(\theta) \beta_{n_1}, \beta_{n_2} \rangle) + S_{y \bar{z}_1}(\langle h_{101}(\theta) \beta_{n_1}, \beta_{n_2} \rangle) \\ &\quad + S_{y z_2}(\langle h_{110}(\theta) \beta_{n_2}, \beta_{n_2} \rangle)], \\ G_{003}^{33} &= \frac{3}{2} \psi_2(0) [S_{y z_2}(\langle h_{002}(\theta) \beta_{n_2}, \beta_{n_2} \rangle)]. \end{aligned} \quad (27)$$

with $S_{y z_i}$ ($i=1,2$), $S_{y \bar{z}_1}$ and $\langle h_{mnk}(\theta) \beta_{n_i}, \beta_{n_j} \rangle$ ($m+n+k=2$, $i,j=1,2$) are given as in Theorem 3.2.

Proof. First of all, we calculate the Fréchet derivative $D_y f_2^1(z, 0, 0) : \mathcal{Q}_1 \rightarrow X_{\mathbb{C}}$. Since

$$\begin{aligned} F_0^{(2)}(z, y, 0) &= \sum_{i=1}^2 [F_{y_i(\theta) z_1} y_i(\theta) z_1 \beta_{n_1} + F_{y_i(\theta) \bar{z}_1} y_i(\theta) \bar{z}_1 \beta_{n_1} + F_{y_i(\theta) z_2} y_i(\theta) z_2 \beta_{n_2}] \\ &\quad + \sum_{m+n+k=2} F_{mnk} z_1^m \bar{z}_1^n z_2^k \beta_{n_1}^{m+n} \beta_{n_2}^k + O(y^2), \end{aligned}$$

we have

$$D_y F_0^{(2)}(z, 0, 0)(\varphi) = S_{y z_1}(\varphi) z_1 \beta_{n_1} + S_{y \bar{z}_1}(\varphi) \bar{z}_1 \beta_{n_1} + S_{y z_2}(\varphi) z_2 \beta_{n_2},$$

with S_{yz_i} ($i = 1, 2$), $S_{y\bar{z}_1}$ are linear operators from \mathcal{Q}_1 to $X_{\mathbb{C}}$ and given by

$$\begin{aligned} S_{yz_i}(\varphi) &= (F_{y_1(0)z_i}, F_{y_2(0)z_i})\varphi(0) + (F_{y_1(-1)z_i}, F_{y_2(-1)z_i})\varphi(-1), \\ S_{y\bar{z}_1}(\varphi) &= (\overline{F_{y_1(0)z_1}}, \overline{F_{y_2(0)z_1}})\varphi(0) + (\overline{F_{y_1(-1)z_1}}, \overline{F_{y_2(-1)z_1}})\varphi(-1), \end{aligned}$$

Moreover, we obtain

$$D_y f_2^1(z, 0, 0)(\varphi) = \Psi(0) \begin{pmatrix} \langle D_y F_0^{(2)}(z, 0, 0)(\varphi), \beta_{n_1} \rangle \\ \langle D_y F_0^{(2)}(z, 0, 0)(\varphi), \beta_{n_2} \rangle \end{pmatrix}.$$

Next, we calculate $U_2^2(\cdot) \in V_2^3(\mathcal{Q}_1)$. In fact, since $\text{Im}(M_3^1)^c$ spanned by (16), we just need to calculate

$$\begin{aligned} &\langle h_{200}(\theta)\beta_{n_1}, \beta_{n_1} \rangle, \quad \langle h_{110}(\theta)\beta_{n_1}, \beta_{n_1} \rangle, \quad \langle h_{110}(\theta)\beta_{n_2}, \beta_{n_2} \rangle, \quad \langle h_{101}(\theta)\beta_{n_2}, \beta_{n_1} \rangle, \\ &\langle h_{011}(\theta)\beta_{n_1}, \beta_{n_2} \rangle, \quad \langle h_{002}(\theta)\beta_{n_1}, \beta_{n_1} \rangle, \quad \langle h_{002}(\theta)\beta_{n_2}, \beta_{n_2} \rangle. \end{aligned}$$

The process is too tedious to be given here. We just take $\langle h_{200}(\theta)\beta_{n_1}, \beta_{n_1} \rangle$ as an example, and the same method can be used to others.

For $h_{200}(\theta) = \sum_{j \geq 0} \langle h_{200}(\theta), \beta_j \rangle \beta_j$, it is obvious that

$$\langle h_{200}(\theta)\beta_{n_1}, \beta_{n_1} \rangle = \frac{1}{\sqrt{l\pi}} \langle h_{200}(\theta), \beta_{n_1} \rangle.$$

Solving $h_{200}(\theta)$ form (18) and (19), we have when $\theta \in [-1, 0)$,

$$h_{200}(\theta) = e^{2i\omega_0\theta} h_{200}(0) - \frac{(e^{i\omega_0\theta} - e^{2i\omega_0\theta})}{i\omega_0} f_{200}^{1,1} \beta_{n_1} \phi_1(0) - \frac{(e^{-i\omega_0\theta} - e^{2i\omega_0\theta})}{3i\omega_0} f_{200}^{1,2} \beta_{n_1} \bar{\phi}_1(0).$$

And when $\theta = 0$,

$$(-2i\omega_0 + D_0 \Delta) h_{200}(0) + L_0(h_{200}) = f_{200}^{1,1} \beta_{n_1} \phi_1(0) + f_{200}^{1,2} \beta_{n_1} \bar{\phi}_1(0) + f_{200}^{1,3} \beta_{n_2} \phi_2(0) - F_{200} \beta_{n_1}^2.$$

Combine with $[i\omega_0 - L_0(e^{i\omega_0 \cdot} I_d)] \phi_1(0) = 0$, we can obtain

$$\langle h_{200}(0), \beta_{n_1} \rangle = - \left[\frac{1}{i\omega_0} f_{200}^{1,1} \phi_1(0) + \frac{1}{3i\omega_0} f_{200}^{1,2} \bar{\phi}_1(0) \right] - \frac{1}{\sqrt{l\pi}} [-2i\omega_0 + L_0(e^{2i\omega_0 \cdot} I_d)]^{-1} F_{200},$$

and eventually get

$$\langle h_{200}(\theta)\beta_{n_1}, \beta_{n_1} \rangle = \frac{e^{2i\omega_0\theta}}{l\pi} [2i\omega_0 - L_0(e^{2i\omega_0 \cdot} I_d)]^{-1} F_{200} - \frac{1}{i\omega_0 \sqrt{l\pi}} [f_{200}^{1,1} \phi_1(\theta) + \frac{1}{3} f_{200}^{1,2} \bar{\phi}_1(\theta)].$$

From the proof of Theorem 2.2, it is clear that $h_{200}(\theta) \in \mathcal{Q}_1$. In other words, we don't need to consider the condition $(\psi_1(s), \langle h_{200}(\theta), \beta_{n_1} \rangle)_1 = 0$, since it naturally satisfies. Hence the conclusion is proved. \square

Lemma 3.7. Assume that for system (1), the hypothesis (**H2**) is valid. Then $G_4(z) = 0$.

Proof. From Lemma 3.3, we have $G_4(z) = \frac{3}{2} D_z U_2^1(z, 0) g_2^1(z, 0, 0) = 0$, \square

Proof of Theorem 3.2. According to Lemma 3.4-3.7, we have the cubic terms of the normal form $\dot{z} = Bz + \frac{1}{2!} g_2^1(z, 0, \alpha) + \frac{1}{3!} g_3^1(z, 0, 0) + h.o.t.$ near the Turing-Hopf singularity $\mu = \mu_0$ is

$$g_3^1(z, 0, 0) = \begin{pmatrix} \frac{g_{210}^{11} z_1^2 \bar{z}_1 + g_{102}^{11} z_1 z_2^2}{g_{210}^{11} z_1 \bar{z}_1^2 + g_{102}^{11} \bar{z}_1 z_2^2} \\ \frac{g_{111}^{13} z_1 \bar{z}_1 z_2 + g_{003}^{13} z_2^3}{g_{111}^{13} z_1 \bar{z}_1 z_2 + g_{003}^{13} z_2^3} \end{pmatrix} \quad (28)$$

with g_{210}^{11} , g_{102}^{11} , g_{111}^{13} , g_{003}^{13} are given as in Theorem 3.2. Combine with Lemma 3.3, we complete the proof. \square

4 Spatiotemporal patterns

In this section, we give a further analysis to the normal forms up to the third order. And show the possible spatiotemporal patterns of system (1) near the Turing-Hopf bifurcation point $\mu = \mu_0$. First of all, we make a further assumption:

(H3) At the Turing-Hopf bifurcation points, in addition to the pair of pure imaginary eigenvalues and the zero eigenvalue, all other eigenvalues of (3) have strictly negative real parts.

Taking the cylindrical coordinate transformation in (22)

$$z_1 = \mathcal{R} \cos \Theta + i\mathcal{R} \sin \Theta, \quad \bar{z}_1 = \mathcal{R} \cos \Theta - i\mathcal{R} \sin \Theta, \quad z_2 = \mathcal{V},$$

and re-scaling the variables with $r = \sqrt{\frac{|\operatorname{Re}(g_{210}^{11})|}{6}}\mathcal{R}$, $v = \sqrt{\frac{|g_{003}^{13}|}{6}}\mathcal{V}$, $\tilde{t} = t/\varepsilon$, $\varepsilon = \operatorname{Sign}(\operatorname{Re}(g_{210}^{11}))$. After removing the azimuthal component $\Theta(\cdot)$, a equivalent planar system is obtained

$$\begin{aligned} \frac{dr}{d\tilde{t}} &= r[\epsilon_1(\mu) + r^2 + bv^2], \\ \frac{dv}{d\tilde{t}} &= v[\epsilon_2(\mu) + cr^2 + dv^2]. \end{aligned} \tag{29}$$

Here

$$\begin{aligned} \epsilon_1(\mu) &= \frac{\varepsilon}{2} [\operatorname{Re}(f_{\alpha_1 z_1}^{11})(\mu_1 - \mu_{0,1}) + \operatorname{Re}(f_{\alpha_2 z_1}^{11})(\mu_2 - \mu_{0,2})], \\ \epsilon_2(\mu) &= \frac{\varepsilon}{2} [f_{\alpha_1 z_2}^{13}(\mu_1 - \mu_{0,1}) + f_{\alpha_2 z_2}^{13}(\mu_2 - \mu_{0,2})], \\ b &= \frac{\varepsilon \operatorname{Re}(g_{102}^{11})}{|g_{003}^{13}|}, \quad c = \frac{\varepsilon g_{111}^{13}}{|\operatorname{Re}(g_{210}^{11})|}, \quad d = \frac{\varepsilon g_{003}^{13}}{|g_{003}^{13}|} = \pm 1. \end{aligned}$$

For system (29), there are at most four positive equilibrium points.

$$\begin{aligned} E_1 &= (0, 0), & \text{for all } \epsilon_1, \epsilon_2, \\ E_2 &= (\sqrt{-\epsilon_1}, 0), & \text{for } \epsilon_1 < 0, \\ E_3 &= (0, \sqrt{-\frac{\epsilon_2}{d}}), & \text{for } \frac{\epsilon_2}{d} < 0, \\ E_4 &= (\sqrt{\frac{b\epsilon_2 - d\epsilon_1}{d - bc}}, \sqrt{\frac{c\epsilon_1 - \epsilon_2}{d - bc}}), & \text{for } \frac{b\epsilon_2 - d\epsilon_1}{d - bc}, \frac{c\epsilon_1 - \epsilon_2}{d - bc} > 0. \end{aligned} \tag{30}$$

Depending on the different signs of b, c, d and $d - bc$, there are 12 distinct types of unfolding for (29), the associated phase portraits could be found in [7, 26].

We claim that the solution of the original system (1) restrict on center manifold is homeomorphic to

$$W^t(\theta) = \mathcal{R}(t) [\phi_1(\theta)e^{i\Theta(t)} + \bar{\phi}_1(\theta)e^{-i\Theta(t)}]\beta_{n_1} + \phi_2(\theta)\mathcal{V}(t)\beta_{n_2}. \tag{31}$$

On the basis of the center manifold emergence theorem given by [2, chap.6] and [28, chap.5], the solutions of the original system (1), which the initial functions in a neighborhood V of 0 in \mathcal{C} , are exponentially convergent to the homeomorphism of the attractors of the solutions restrict on center manifold (31). That is

$$U(t) \approx \mathcal{H}(W(t)) + O(e^{-\gamma t}), \text{ as } t \rightarrow \infty, \tag{32}$$

with $\mathcal{H}(\cdot)$ is an isomorphic mapping and $\gamma > 0$.

Table 1: The correspondence between the planner and original system

Planar system (29)	The original system (1)
E_1	Constant steady state $(0, 0)$
E_2	Spatially homogeneous periodic solution
E_3	Non-constant steady state
E_4	Spatially non-homogeneous periodic solution
Periodic solution	Spatially non-homogeneous quasi-periodic solution

Totally speaking, there are five possible attractors for (29) which corresponding to five different types of attractor for the original system (1). The connection has been shown in Table 1. In the following, we will give a detailed analysis to each attractor. In each case, we assume that the parameters $\mu \in \mathbb{R}^2$ are located in the appropriate area S_i ($i = 1, 2, 3, 4, 5$), which near the bifurcation point μ_0 and ensures the appearance of this situation. Without loss of generality, further assume $\varepsilon = 1$.

Case 1. E_1 is a stable attractor of system (29), when $\mu \in S_1 \subset \mathbb{R}^2$.

In this case, we assert that the zero equilibrium of the original system (1) is also a stable attractor for $\mu \in S_1$. In fact, when the initial value (r_0, v_0) of (29) is sufficiently close to the 0, we have

$$(r, v) \rightarrow E_1, \quad \text{as } t \rightarrow \infty.$$

From (32), there exists a neighborhood Q_1 of 0 in \mathcal{C} , such that when the initial functions $(u_0, v_0) \in Q_1$, the corresponding solution

$$U(t) \rightarrow (0, 0), \quad \text{as } t \rightarrow \infty.$$

Which means zero is a attractor of the original system (1).

Case 2. E_2 is a stable attractor of system (29), when $\mu \in S_2 \subset \mathbb{R}^2$.

The same as above, for system (1), there exists a region $Q_2 \in V$, such that the solutions

$$U(t) \rightarrow \mathcal{H} \left(\rho_2 \left[\phi_1(0)e^{i\omega_2 t} + \bar{\phi}_1(0)e^{-i\omega_2 t} \right] \right), \quad \text{as } t \rightarrow \infty,$$

when the initial functions $(u_0, v_0) \in Q_2$. Here $\rho_2 \sim \sqrt{-6\epsilon_1/|\text{Re}(g_{210}^{11})|\beta_{n_1}}$, $\omega_2 \sim \omega_0 + \frac{1}{2}[\text{Im}(f_{\alpha_1 z_1}^{11})(\mu_1 - \mu_{0,1}) + \text{Im}(f_{\alpha_2 z_1}^{11})(\mu_2 - \mu_{0,2})] - \epsilon_1 \text{Im}(g_{210}^{11})/|\text{Re}(g_{210}^{11})|$. That means, the original systems (1) exists a stable spatially homogeneous periodic solution which is bifurcate from the zero equilibrium when $\mu \in S_2$.

Case 3. E_3 is a stable attractor of system (29), when $\mu \in S_3 \subset \mathbb{R}^2$. (see e.g. IVb, VIa, VIIa, VIIb in [7, chap.7]).

In this case, there exist a region $Q_3 \in V$, such that the solutions of (1),

$$U(t) \rightarrow \mathcal{H} \left(h_3 \cos\left(\frac{n_2}{l}x\right) \right), \quad \text{as } t \rightarrow \infty,$$

when the initial functions $(u_0, v_0) \in Q_3$. Here $h_3 \sim \sqrt{\frac{-6\epsilon_2}{d|g_{003}^{13}|}}\phi_2(0)$. Due to the mirror symmetry of the system (29), there are two coexisting spatially inhomogeneous steady-state attractors for the original system (1), which are stable and bifurcate from the zero equilibrium when $\mu \in S_3$.

Case 4. E_4 is a stable attractor of system (29), when $\mu \in S_4 \subset \mathbb{R}^2$. (see e.g. VIa, VIIa in [7, chap.7]).

In the same way, there exist a region $Q_4 \in V$, such that for the initial functions $(u_0, v_0) \in Q_4$, the solutions of (1)

$$U(t) \rightarrow \mathcal{H} \left(\rho_4 [\phi_1(0)e^{i\omega_4 t} + \bar{\phi}_1(0)e^{-i\omega_4 t}] + h_4 \cos(\frac{n_2}{l}x) \right), \quad \text{as } t \rightarrow \infty,$$

with the parameters $\rho_4 \sim \sqrt{\frac{6(b\epsilon_2 - d\epsilon_1)}{(d-bc)|\text{Re}(g_{210}^{11})|}}\beta_{n_1}$, $h_4 \sim \sqrt{\frac{6(c\epsilon_1 - \epsilon_2)}{(d-bc)|g_{003}^{13}|}}\phi_2(0)$, $\omega_4 \sim \omega_0 + \frac{1}{2}[\text{Im}(f_{\alpha_1 z_1}^{11})(\mu_1 - \mu_{0,1}) + \text{Im}(f_{\alpha_2 z_1}^{11})(\mu_2 - \mu_{0,2})] + \frac{\text{Im}(g_{210}^{11})(b\epsilon_2 - d\epsilon_1)}{(d-bc)|\text{Re}(g_{210}^{11})|} + \frac{\text{Im}(g_{102}^{11})(c\epsilon_1 - \epsilon_2)}{(d-bc)|g_{003}^{13}|}$. Due to mirror symmetry of the system (29), the original systems (1) possesses two coexisting spatially inhomogeneous periodic solutions, which are stable and bifurcate from the zero equilibrium when $\mu \in S_4$. These solutions could be used to explain the existence of the spatiotemporal patterns which has been proposed in [14]. The spatiotemporal patterns, which have defined spatial wavelengths (waveforms) and oscillate periodically with time, have been shown in Figure 1.

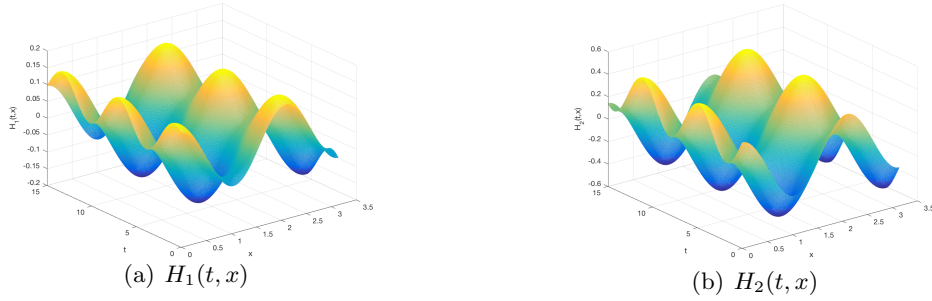


Figure 1: The spatially non-homogeneous periodic attractors $H = (H_1, H_2)$, under the Case 4. Here $\rho_4 = 0.2$, $\phi_1(0) = (0.1 - 0.1i, 0.1 + 0.5i)^T$, $h_4 = (0.1, 0.3)^T$, $w_4 = 1$, $l = 1$, $n_2 = 3$.

Case 5. There exists a area $S_5 \subset \mathbb{R}^2$, such that E_4 of (29) loses its stability due to the occurrence of Hopf bifurcation. At the same time, a periodic solution is generated (see e.g. VIa, VIIa in [7, chap.7]).

This is the most complicated but also the most interesting one. The bifurcation analysis in [7] has shown, when $d = -1$, $b > 0$, $c < 0$ and $d - bc > 0$, a Hopf bifurcation can occur. The corresponding result is E_4 becomes unstable, and a periodic solution $E_4 + (\rho \cos(\varpi t), \rho \sin(\varpi t))$ arises. Omit the tedious derivation, there is a region $Q_5 \in V$, such that when the initial functions in Q_5 , the solutions of (1)

$$U(t) \rightarrow \mathcal{H} \left([\rho_4 + \rho_5 \cos(\varpi t)][\phi_1(0)e^{i\omega_5 t} + \bar{\phi}_1(0)e^{-i\omega_5 t}] + [h_4 + h_5 \sin(\varpi t)] \cos(\frac{n_2}{l}x) \right),$$

as $t \rightarrow \infty$. Here ρ_4, ρ_5 are given as in case 4, $\rho_5 \sim \rho \sqrt{6/|\text{Re}(g_{210}^{11})|}\beta_{n_1}$, $h_5 \sim \rho_4 \sqrt{6/|g_{003}^{13}|}\phi_2(0)$, $\varpi \sim 2\sqrt{(b\epsilon_2 - d\epsilon_1)(c\epsilon_1 - \epsilon_2)/(d - bc)}$, $\omega_5 \sim \omega_4$, ρ is sufficiently small. Speaking generally, the attractor of the original system (1) is a superposition of multiple periodic functions. Due to (32) and mirror symmetry, there are two coexisting spatially inhomogeneous quasi-periodic solutions for (1), when $\mu \in S_5$. which are stable and obtained by the secondary Hopf bifurcation. The patterns of such solutions are expected to be similar as the one demonstrated in Figure 2.

These spatially non-homogeneous quasi-periodic solutions have the following features:

(1) The temporal pattern (for any fixed $x = x_0 \in \Omega$) is quasi-periodic about time. Moreover, these time-quasi-periodic waves also change periodically about space variable x

(i.e., $U(\cdot, x_0)$ is quasi-period about time, and there is a constant T_1 such that $U(\cdot, x_0) = U(\cdot, x_0 + T_1)$ for any $x_0 \in \Omega$).

(2) The spatial patterns (for any fixed $t = t_0 > 0$) change quasi-periodically (include amplitude, spatial waveform) with time (i.e., there is a constant T_2 such that $U(t_0, \cdot) = U(t_0 + T_2, \cdot)$ for any $t_0 > 0$).

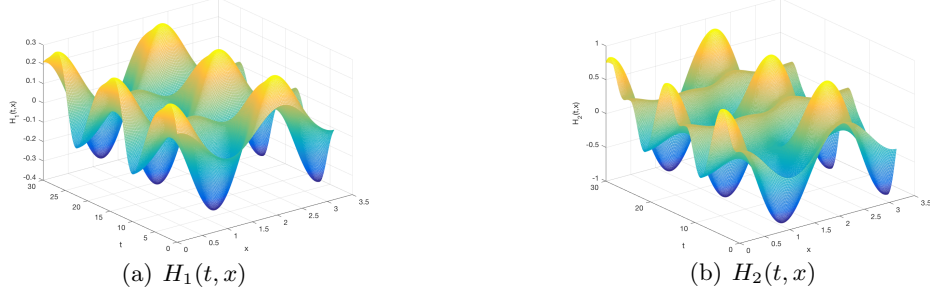


Figure 2: The spatially non-homogeneous quasi-periodic attractors $H = (H_1, H_2)$, under the case 5. Here $\rho_4 = 0.2, \rho_5 = 0.1, \phi_1(0) = (0.1 - 0.1i, 0.1 + 0.5i)^T$, $h_4 = (0.1, 0.3)^T$, $h_5 = (0.2, 0.5)^T$, $w_5 = 1$, $\varpi = 0.5$, $l = 1$, $n_2 = 3$.

Remark 2. The above analysis shows that, the complex spatiotemporal inhomogeneous solutions can be bifurcated from the zero equilibrium, since the existence of Turing-Hopf bifurcation. These spatially inhomogeneous periodic and quasi-periodic solutions, which mentioned in **Case 4** and **Case 5**, can't be explained by a simple Hopf bifurcation or a simple steady-state bifurcation. Turing-Hopf bifurcation provides a theoretical basis for the formation of spatiotemporal patterns.

5 Example and numerical simulation

In this section, we do a brief study of the Turing-Hopf bifurcation in Holling-Tanner model with a discrete time delay (see, e.g. [10, 21]),

$$\begin{cases} \frac{du(t)}{dt} - d_1 \Delta u(t) = u(t)[1 - u(t)] - \frac{au(t)v(t)}{u(t) + b}, & x \in (0, l\pi), t > 0, \\ \frac{dv(t)}{dt} - d_2 \Delta v(t) = rv(t)[1 - \frac{v(t-\tau)}{u(t-\tau)}], & x \in (0, l\pi), t > 0, \\ \partial_\eta u = \partial_\eta v = 0, & x = 0 \text{ or } l\pi, t > 0, \\ u(x, t) = \varphi(x, t), v(x, t) = \psi(x, t), & x \in (0, l\pi), t \in [-\tau, 0]. \end{cases} \quad (33)$$

In the following, we take $d_1 = 0.1$, $d_2 = 10.0$, $a = 1.0$, $b = 0.1$, $l = 5.0$. And consider the effect of τ and r to the system (33). The 3-orders truncated normal forms and some numerical simulations about the spatiotemporal patterns and the spatial patterns are given.

There are only one positive constant steady state $E_1 = (0.270, 0.270)$ in this system (33). The linearized equation at E_1 is

$$\frac{d}{dt}U(t) = D\Delta U(t) + L(r, \tau)(U_t). \quad (34)$$

here $D = \text{diag}(d_1, d_2)$, and $L(\tau, r)(\cdot) : \mathcal{C} \rightarrow X_{\mathbb{C}}$ is a bounded linear operator given by

$$L(\tau, r)(\phi) = \begin{pmatrix} 0.2625 & -0.7298 \\ 0 & 0 \end{pmatrix} \phi(0) + \begin{pmatrix} 0 & 0 \\ r & -r \end{pmatrix} \phi(-\tau).$$

The corresponding characteristic equations are

$$\lambda^2 - T_n(\tau, r)\lambda + D_n(\tau, r) = 0, \quad n = 0, 1, 2, \dots \quad (5.3_n)$$

with

$$\begin{aligned} T_n(\tau, r) &= 0.2625 - \frac{10.1n^2}{l^2} - re^{-\lambda\tau}, \\ D_n(\tau, r) &= \frac{n^2}{l^2} \left(\frac{n^2}{l^2} - 2.625 \right) + re^{-\lambda\tau} \left(\frac{0.1n^2}{l^2} + 0.4673 \right). \end{aligned}$$

Proposition 1. *Taking $d_1 = 0.1$, $d_2 = 10.0$, $a = 1.0$, $b = 0.1$, $l = 5.0$ in the Holing-Tanner model with a discrete delay (33). Then we have,*

- (i) *When $(\tau, r) = (0.4567, 2.8646) := (\tau_0, r_0)$, the lineared equation (34) has a pair of conjugate pure imaginary eigenvalues $\pm 2.8899i \pmod{0}$ and a $0 \pmod{5}$ eigenvalue, all other eigenvalues have strictly negative real parts.*
- (ii) *At $(\tau_0, r_0) = (0.4567, 2.8646)$, the system (33) undergoes a Turing-Hopf bifurcation.*

After taking the time scale transformation $t \rightarrow t/\tau$, we can get the coefficients in the truncated normal forms (22) by the formula given in Theorem 3.2,

$$\begin{aligned} f_{\alpha_1 z_1}^{11} &= 3.5526 + 2.0355i, & f_{\alpha_2 z_1}^{11} &= 0.4523 + 0.42914i, \\ f_{\alpha_1 z_2}^{13} &= 0, & f_{\alpha_2 z_2}^{13} &= -0.0433, \\ g_{210}^{11} &= -25.8208 - 41.9428i, & g_{102}^{11} &= -0.8398 + 0.1637i, \\ g_{111}^3 &= -0.2315, & g_{003}^{13} &= -0.6018, \end{aligned}$$

The corresponding amplitude system is

$$\begin{aligned} \frac{d\rho}{dt} &= \rho[\epsilon_1(\tau, r) + \rho^2 + b_0 v^2], \\ \frac{dv}{dt} &= v[\epsilon_2(\tau, r) + c_0 \rho^2 + d_0 v^2]. \end{aligned} \quad (35)$$

with $b_0 = 1.3954$, $c_0 = 0.0090$, $d_0 = 1$, $\epsilon = -1$, and

$$\begin{aligned} \epsilon_1(\tau, r) &= -1.7763(\tau - \tau_0) - 0.2261(r - r_0), \\ \epsilon_2(\tau, r) &= 0.0217(r - r_0). \end{aligned}$$

Since $d_0 - b_0 c_0 = 0.9874 > 0$, we assert that the case I_a in [7, chap.7] occurs. The bifurcation sets with parameters $(\alpha_1, \alpha_2) = (\tau - \tau_0, r - r_0)$ near $(0, 0)$ is given in Figure 3(a). The (α_1, α_2) plane is divided into six regions $D_1 - D_6$ by the branch line $T_1 - T_4$. The detailed dynamics in $D_1 - D_6$ near the origin have been shown in Figure 3(b). There exists one stable spatially homogeneous periodic solution in D_1 and D_2 , two stable spatially inhomogeneous periodic solutions in D_3 , two stable spatially steady states in D_4 and D_5 , one stable spatially homogeneous steady state in D_6 .

In this paper, we just exhibit the stable spatiotemporal and spatial patterns in D_3 and D_5 . In Figure 4, parameters $(\alpha_1, \alpha_2) = (0.05, -0.33) \in D_3$, and the coexistence spatially inhomogeneous periodic solutions are found. In Figure 5, parameters $(\alpha_1, \alpha_2) = (-0.1, -0.4) \in D_5$, and two spatially inhomogeneous steady state solutions are shown.

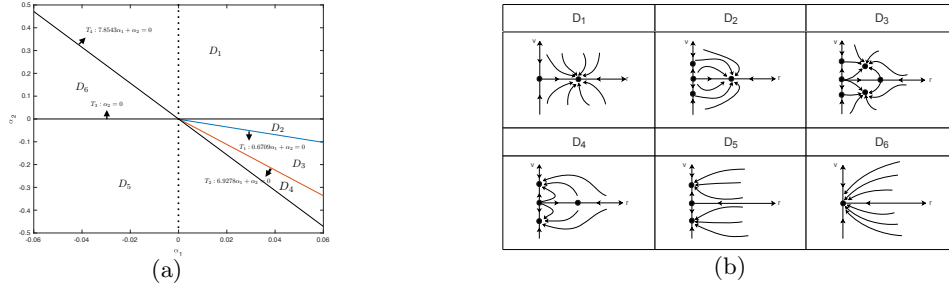


Figure 3: (a) Bifurcation sets in (α_1, α_2) plane. (b) Phase portraits in $D_1 - D_6$.

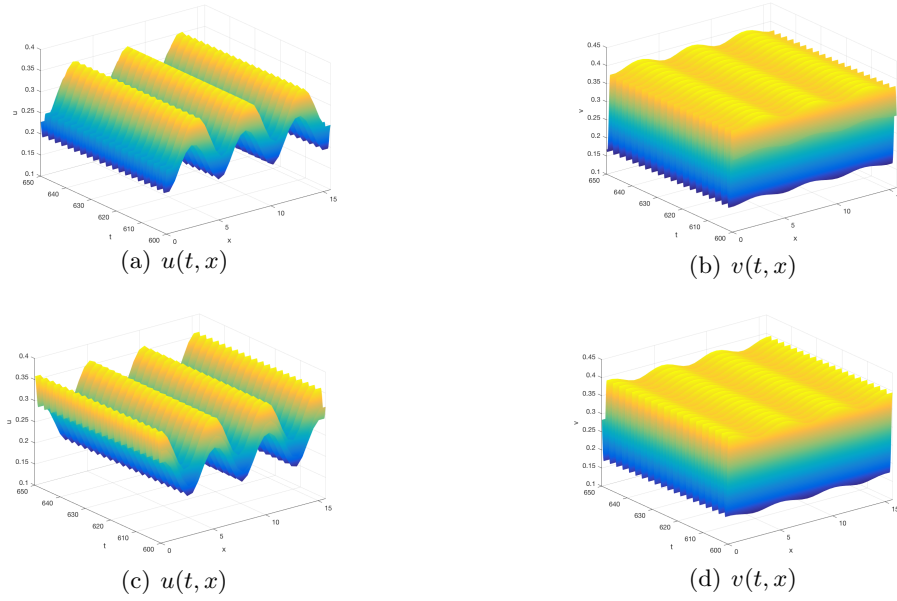


Figure 4: Two spatially inhomogeneous periodic solutions coexist in D_3 , with $(\alpha_1, \alpha_2) = (0.05, -0.33)$. (a),(b) are the solutions $u(t, x), v(t, x)$ of (33) with the initial value functions $(\varphi(t, x), \psi(t, x)) = (u_0 + 0.005 \sin x, v_0 + 0.001 \sin x)$. (c),(d) are the solutions $u(t, x), v(t, x)$ of (33) with the initial value functions $(\varphi(t, x), \psi(t, x)) = (u_0 - 0.005 \sin x, v_0 - 0.001 \sin x)$.

6 Conclusions

Rigorous calculation formulas of the normal forms for PFDEs with a Hopf-zero singular point are given, for the first time. We decompose the enlarged phase space directly by means of the phase space decomposition of the corresponding RFDEs. The necessary condition $U_2^2(z, 0) \in V_2^3(Q_1)$ has been replaced by a weaker one (20), which more convenient for application.

The concrete formulas of eigenfunctions and the normal forms for Turing-Hopf bifurcation are present. Moreover, the corresponding dynamic behaviors of the original system (1) are studied by the further analysis of the truncated normal forms (22). These reveals that Turing-Hopf bifurcation is one of the mechanism for the formation of the spatio-temporal pattern, which is oscillate in both space and time.

As an illustration of this calculation formula and the Turing-Hopf theory, Holling-Tanner model with a discrete time delay is investigated. The results of numerical simulations have shown that the spatio-temporal patterns can be self-organized when the parameters in

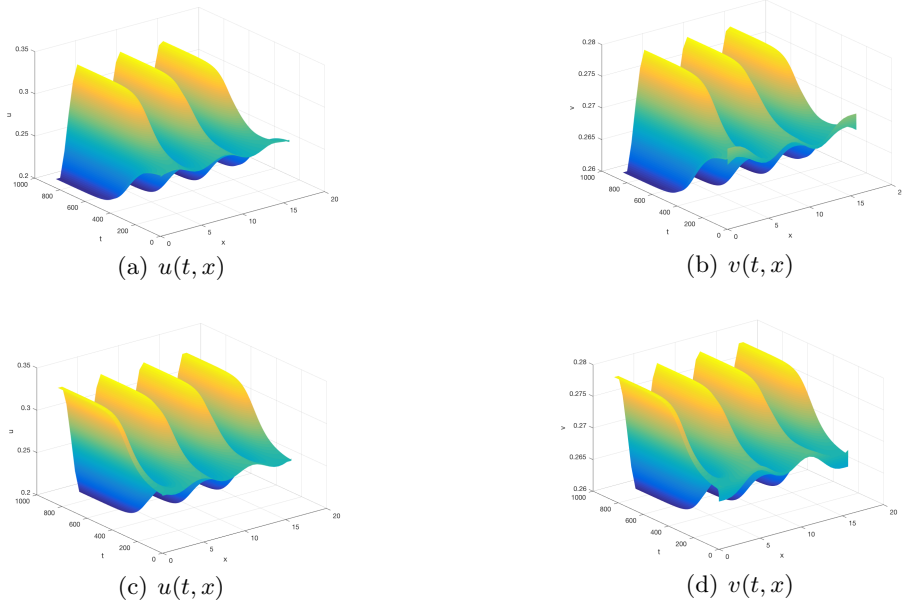


Figure 5: Two spatially inhomogeneous steady state solutions coexist in D_5 , with $(\alpha_1, \alpha_2) = (-0.1, -0.4)$. (a),(b) are the solutions $u(t, x), v(t, x)$ of (33) with the initial value functions $(\varphi(t, x), \psi(t, x)) = (u_0 + 0.005 \sin x, v_0 + 0.001 \sin x)$. (c),(d) are the solutions $u(t, x), v(t, x)$ of (33) with the initial value functions $(\varphi(t, x), \psi(t, x)) = (u_0 - 0.005 \sin x, v_0 - 0.001 \sin x)$.

some regions close to Turing-Hopf bifurcation points.

The greatest advantage of the formulas (22) is that they are convenient for computer processing, since they are only based on simple matrix operations and derivations. In other words, we only need to enter the different models into the program, then the second and third order coefficients in normal form and the planner system (29) can be computed directly by the Matlab.

Appendix A

Doing the second-order Fréchet derivative of $F_0(\alpha, \varphi)$ and decomposing $U^t \in \mathcal{C}_0^1$ as in (10). With the help of MATLAB, we obtain the coefficient vectors $F_{\alpha_i z_j}, F_{y_i(\theta) z_j}, F_{mnk}$ of

$F_0^{(2)}(z, y, \alpha)$ are

$$\begin{aligned}
F_{\alpha_i z_1} &= 2 \left[\frac{\partial}{\partial \mu_i} A(\mu_0) \phi_1(0) + \frac{\partial}{\partial \mu_i} B(\mu_0) \phi_1(-1) \right], & (i = 1, 2), \\
F_{\alpha_i z_2} &= 2 \left[-\frac{n_2^2}{l^2} \frac{\partial}{\partial \mu_i} D(\mu_0) \phi_2(0) + \frac{\partial}{\partial \mu_i} A(\mu_0) \phi_2(0) + \frac{\partial}{\partial \mu_i} (\mu_0) \phi_2(-1) \right], & (i = 1, 2), \\
F_{y_1(0)z_1} &= 2(F_{uu} + F_{uv}k_1 + F_{uu_\tau}e^{-i\omega_0} + F_{uv_\tau}k_1e^{-i\omega_0}), \\
F_{y_1(-1)z_1} &= 2(F_{uu_\tau} + F_{vu_\tau}k_1 + F_{u_\tau u_\tau}e^{-i\omega_0} + F_{u_\tau v_\tau}k_1e^{-i\omega_0}), \\
F_{y_2(0)z_1} &= 2(F_{uv} + F_{vv}k_1 + F_{vu_\tau}e^{-i\omega_0} + F_{vv_\tau}k_1e^{-i\omega_0}), \\
F_{y_2(-1)z_1} &= 2(F_{uv_\tau} + F_{vv_\tau}k_1 + F_{u_\tau v_\tau}e^{-i\omega_0} + F_{v_\tau v_\tau}k_1e^{-i\omega_0}), \\
F_{y_1(0)z_2} &= 2(F_{uu} + F_{uu_\tau} + F_{uv}k_3 + F_{uv_\tau}k_3), \\
F_{y_1(-1)z_2} &= 2(F_{uu_\tau} + F_{u_\tau u_\tau} + F_{u_\tau v_\tau}k_3 + F_{vu_\tau}k_3), \\
F_{y_2(0)z_2} &= 2(F_{uv} + F_{vu_\tau} + F_{vv}k_3 + F_{vv_\tau}k_3), \\
F_{y_2(-1)z_2} &= 2(F_{uv_\tau} + F_{u_\tau v_\tau} + F_{vv_\tau}k_3 + F_{v_\tau v_\tau}k_3),
\end{aligned}$$

and

$$\begin{aligned}
F_{200} &= F_{uu} + F_{vv}k_1^2 + F_{u_\tau u_\tau}e^{-2i\omega_0} + F_{v_\tau v_\tau}k_1^2e^{-2i\omega_0} + 2(F_{uv}k_1 + F_{uu_\tau}e^{-i\omega_0} \\
&\quad + F_{uv_\tau}k_1e^{-i\omega_0} + F_{vu_\tau}k_1e^{-i\omega_0} + F_{vv_\tau}k_1^2e^{-i\omega_0} + F_{u_\tau v_\tau}k_1e^{-2i\omega_0}), \\
F_{110} &= 2[F_{uu} + F_{vv}k_1\bar{k}_1 + F_{u_\tau u_\tau} + F_{v_\tau v_\tau}k_1\bar{k}_1 + F_{uv}(k_1 + \bar{k}_1) + F_{uu_\tau}(e^{-i\omega_0} + e^{i\omega_0}) \\
&\quad + F_{uv_\tau}(k_1e^{-i\omega_0} + \bar{k}_1e^{i\omega_0}) + F_{vu_\tau}(\bar{k}_1e^{-i\omega_0} + k_1e^{i\omega_0}) \\
&\quad + F_{vv_\tau}k_1\bar{k}_1(e^{-i\omega_0} + e^{i\omega_0}) + F_{u_\tau v_\tau}(k_1 + \bar{k}_1)], \\
F_{101} &= 2[F_{uu} + F_{vv}k_1k_3 + F_{u_\tau u_\tau}e^{-i\omega_0} + F_{v_\tau v_\tau}k_1k_3e^{-i\omega_0} + F_{uv}(k_1 + k_3) \\
&\quad + F_{uu_\tau}(1 + e^{-i\omega_0}) + F_{uv_\tau}(k_3 + k_1e^{-i\omega_0}) + F_{vu_\tau}(k_1 + k_3e^{-i\omega_0}) \\
&\quad + F_{vv_\tau}k_1k_3(1 + e^{-i\omega_0}) + F_{u_\tau v_\tau}(k_1 + k_3)e^{-i\omega_0}], \\
F_{002} &= F_{uu} + F_{vv}k_3^2 + F_{u_\tau u_\tau} + F_{v_\tau v_\tau}k_3^2 + 2(F_{uv}k_3 + F_{uu_\tau} + F_{uv_\tau}k_3 + F_{vu_\tau}k_3 \\
&\quad + F_{vv_\tau}k_3^2 + F_{u_\tau v_\tau}k_3), \\
F_{020} &= \overline{F_{200}}, \\
F_{011} &= \overline{F_{101}}.
\end{aligned}$$

Here u, v, u_τ, v_τ are denote as the simplified form of $u(t), v(t), u(t-1), v(t-1)$, respectively.

$F_{uu} := \frac{\partial^2}{\partial u^2} F(\mu_0, 0)$, and so forth.

In a similar ways, we obtain the requisite coefficient vectors F_{mnk} of $F_0^{(3)}(z, 0, 0)$ by

Matlab:

$$\begin{aligned}
F_{210} = & 3[F_{uuu} + F_{uvv}(2k_1 + \bar{k}_1) + F_{uuu_\tau}(2e^{-i\omega_0} + e^{i\omega_0}) + F_{uvv}k_1(2\bar{k}_1 + k_1) \\
& + F_{uvv_\tau}(2k_1e^{-i\omega_0} + \bar{k}_1e^{i\omega_0}) + 2F_{uvu_\tau}(k_1e^{-i\omega_0} + k_1e^{i\omega_0} + \bar{k}_1e^{-i\omega_0}) \\
& + 2F_{uvv_\tau}k_1(\bar{k}_1e^{-i\omega_0} + \bar{k}_1e^{i\omega_0} + k_1e^{-i\omega_0}) + F_{uu_\tau u_\tau}(e^{-2i\omega_0} + 2) \\
& + 2F_{uu_\tau v_\tau}(k_1 + \bar{k}_1 + k_1e^{-2i\omega_0}) + F_{uv_\tau v_\tau}k_1(2\bar{k}_1 + k_1e^{-2i\omega_0}) \\
& + F_{vvv}k_1^2\bar{k}_1 + F_{vvu_\tau}k_1(2\bar{k}_1e^{-i\omega_0} + k_1e^{i\omega_0}) + F_{vvv_\tau}k_1^2\bar{k}_1(2e^{-i\omega_0} + e^{i\omega_0}) \\
& + F_{vu_\tau v_\tau}(2k_1 + \bar{k}_1e^{-2i\omega_0}) + 2F_{vu_\tau v_\tau}k_1(\bar{k}_1 + \bar{k}_1e^{-2i\omega_0} + k_1) \\
& + F_{vv_\tau v_\tau}k_1^2\bar{k}_1(2 + e^{-2i\omega_0}) + F_{u_\tau u_\tau u_\tau}e^{-i\omega_0} + F_{u_\tau u_\tau v_\tau}(2k_1e^{-i\omega_0} \\
& + \bar{k}_1e^{-i\omega_0}) + F_{u_\tau v_\tau v_\tau}k_1e^{-i\omega_0}(2\bar{k}_1 + k_1) + F_{v_\tau v_\tau v_\tau}k_1^2\bar{k}_1e^{-i\omega_0}], \\
F_{102} = & 3[F_{uuu} + F_{uvv}(k_1 + 2k_3) + F_{uuu_\tau}(e^{-i\omega_0} + 2) + F_{uvv_\tau}(2k_3 + k_1e^{-i\omega_0}) \\
& + F_{uvv}(k_3^2 + 2k_1k_3) + 2F_{uvu_\tau}(k_1 + k_3 + k_3e^{-i\omega_0}) \\
& + 2F_{uvv_\tau}(k_1k_3 + k_3^2 + k_1k_3e^{-i\omega_0}) + F_{uu_\tau u_\tau}(2e^{-i\omega_0} + 1) \\
& + 2F_{uu_\tau v_\tau}(k_3 + k_1e^{-i\omega_0} + k_3e^{-i\omega_0}) + F_{uv_\tau v_\tau}k_3(k_3 + 2k_1e^{-i\omega_0}) \\
& + F_{vvv}k_1k_3^2 + F_{vvu_\tau}k_3(k_3e^{-i\omega_0} + 2k_1) + F_{vvv_\tau}k_1k_3^2(2 + e^{-i\omega_0}) \\
& + F_{vu_\tau u_\tau}(k_1 + 2k_3e^{-i\omega_0}) + 2F_{vu_\tau v_\tau}k_3(k_1 + k_3e^{-i\omega_0} + k_1e^{-i\omega_0}) \\
& + F_{vv_\tau v_\tau}k_1k_3^2(1 + 2e^{-i\omega_0}) + F_{u_\tau u_\tau u_\tau}e^{-i\omega_0} + F_{u_\tau u_\tau v_\tau}(k_1e^{-i\omega_0} + 2k_3e^{-i\omega_0}) \\
& + F_{u_\tau v_\tau v_\tau}k_3e^{-i\omega_0}(k_3 + 2k_1) + F_{v_\tau v_\tau v_\tau}k_1k_3^2e^{-i\omega_0}], \\
F_{111} = & 6\{F_{uuu} + F_{uvv}(k_1 + k_3 + \bar{k}_1) + F_{uuu_\tau}(e^{-i\omega_0} + e^{i\omega_0} + 1) \\
& + F_{uvv_\tau}(k_3 + k_1e^{-i\omega_0} + \bar{k}_1e^{i\omega_0}) + F_{uvv}(k_1\bar{k}_1 + k_1k_3 + k_3\bar{k}_1) \\
& + F_{uvu_\tau}[k_1(1 + e^{i\omega_0}) + \bar{k}_1(1 + e^{-i\omega_0}) + k_3(e^{-i\omega_0} + e^{i\omega_0})] \\
& + F_{uvv_\tau}[k_1k_3(1 + e^{-i\omega_0}) + k_1\bar{k}_1(e^{-i\omega_0} + e^{i\omega_0}) + \bar{k}_1k_3(1 + e^{i\omega_0})] \\
& + F_{uu_\tau u_\tau}(e^{-i\omega_0} + e^{i\omega_0} + 1) + F_{uu_\tau v_\tau}[k_1(1 + e^{-i\omega_0}) + \bar{k}_1(1 + e^{i\omega_0}) \\
& + k_3(e^{-i\omega_0} + e^{i\omega_0})] + F_{uv_\tau v_\tau}(k_1\bar{k}_1 + \bar{k}_1k_3e^{i\omega_0} + k_1k_3e^{-i\omega_0}) \\
& + F_{vvv}k_1\bar{k}_1k_3 + F_{vvu_\tau}(k_1\bar{k}_1 + \bar{k}_1k_3e^{-i\omega_0} + k_1k_3e^{i\omega_0}) \\
& + F_{vvv_\tau}k_1\bar{k}_1k_3(1 + e^{-i\omega_0} + e^{i\omega_0}) + F_{vu_\tau u_\tau}(k_3 + k_1e^{i\omega_0} + e^{-i\omega_0}\bar{k}_1) \\
& + F_{vu_\tau v_\tau}[k_1k_3(1 + e^{i\omega_0}) + k_1\bar{k}_1(e^{-i\omega_0} + e^{i\omega_0}) + \bar{k}_1k_3(1 + e^{-i\omega_0})] \\
& + F_{vv_\tau v_\tau}k_1\bar{k}_1k_3(1 + e^{-i\omega_0} + e^{i\omega_0}) + F_{u_\tau u_\tau u_\tau} + F_{u_\tau u_\tau v_\tau}(k_1 + k_3 + \bar{k}_1) \\
& + F_{u_\tau v_\tau v_\tau}(k_1\bar{k}_1 + k_1k_3 + k_3\bar{k}_1) + F_{v_\tau v_\tau v_\tau}k_1\bar{k}_1k_3\}, \\
F_{003} = & F_{uuu} + 3F_{uuu_\tau} + 3F_{uu_\tau u_\tau} + F_{u_\tau u_\tau u_\tau} + 3F_{uvv}k_3 + 3F_{uvv_\tau}k_3 \\
& + 6F_{uvu_\tau}k_3 + 6F_{uvu_\tau v_\tau}k_3 + 3F_{u_\tau u_\tau v_\tau}k_3 + 3F_{vu_\tau u_\tau}k_3 + 3F_{uvv}k_3^2 \\
& + 6F_{uvv_\tau}k_3^2 + 3F_{uv_\tau v_\tau}k_3^2 + F_{vvv}k_3^3 + 3F_{u_\tau v_\tau v_\tau}k_3^2 + 3F_{vvu_\tau}k_3^2 \\
& + 3F_{vvv_\tau}k_3^3 + 6F_{vu_\tau v_\tau}k_3^2 + 3F_{vv_\tau v_\tau}k_3^3 + F_{v_\tau v_\tau v_\tau}k_3^3.
\end{aligned}$$

Here $F_{uuu} := \frac{\partial^3}{\partial u^3} F(\mu_0, 0)$, and so forth.

References

- [1] M. Baurmann, T. Gross and U. Feudel, Instabilities in spatially extended predator-prey systems: spatio-temporal patterns in the neighborhood of turing-hopf bifurcations, *J. Theoret. Biol.*, **245** (2007), 220.

- [2] J. Carr, *Applications of centre manifold theory*, vol. 35, Springer Science & Business Media, 2012.
- [3] V. Castets, E. Dulos, J. Boissonade and P. D. Kepper, Experimental evidence of a sustained standing turing-type nonequilibrium chemical pattern, *Phys. Rev. Lett.*, **64** (1990), 2953.
- [4] S. S. Chen, Y. Lou and J. J. Wei, Hopf bifurcation in a delayed reaction-diffusion-advection population model, preprint, arXiv:1706.02087.
- [5] T. Faria, Normal forms and Hopf bifurcation for partial differential equations with delays, *Trans. Amer. Math. Soc.*, **352** (2000), 2217–2238.
- [6] T. Faria and L. T. Magalhaes, Normal forms for retarded functional differential equations with parameters and applications to Hopf bifurcation, *J. Differential Equations*, **122** (1995), 181–200.
- [7] J. Guckenheimer and P. Holmes, *Nonlinear Oscillations, Dynamical Systems, and Bifurcations of Vector Fields*, vol. 42 of Applied Mathematical Sciences, Springer New York, 1983.
- [8] K. P. Hadeler and S. G. Ruan, Interaction of diffusion and delay, *Discrete Contin. Dyn. Syst. Ser. B*, **8** (2012), 95–105.
- [9] J. R. Huang, Z. H. Liu and S. G. Ruan, Bifurcation and temporal periodic patterns in a plant-pollinator model with diffusion and time delay effects, *J. Biol. Dyn.*, **11** (2017), 138–159.
- [10] R. E. Kooij, J. T. Arus and A. G. Embid, Limit cycles in the holling-tanner model, *Publ. Mat.*, **41** (1997), pags. 149–167.
- [11] I. Lengyel and I. R. Epstein, Modeling of turing structures in the chlorite-iodide-malonic acid-starch reaction system, *Science*, **251** (1991), 650–2.
- [12] W. T. Li, G. Lin and S. G. Ruan, Existence of travelling wave solutions in delayed reaction diffusion systems with applications to diffusion competition systems, *Nonlinearity*, **19** (2006), 1253.
- [13] X. D. Lin, J. W. H. So and J. H. Wu, Centre manifolds for partial differential equations with delays, *Proc. Roy. Soc. Edinburgh*, **122** (1992), 237–254.
- [14] P. K. Maini, K. J. Painter and H. N. P. Chau, Spatial pattern formation in chemical and biological systems, *J. Chem. Soc. Faraday Trans.*, **93** (1997), 3601–3610.
- [15] R. H. Martin and H. L. Smith, Reaction-diffusion systems with time delays: monotonicity, invariance, comparison and convergence, *J. Reine Angew. Math.*, **413** (1991), 35.
- [16] J. D. Murray, *Mathematical Biology II: Spatial Models and Biomedical Applications*, Springer, 2003.
- [17] Q. Ouyang and H. L. Swinney, Transition from a uniform state to hexagonal and striped turing patterns, *Nature*, **352** (1991), 610–612.
- [18] C. V. Pao, Dynamics of nonlinear parabolic systems with time delays, *J. Math. Anal. Appl.*, **198** (1996), 751–779.

- [19] C. V. Pao, Convergence of solutions of reaction-diffusion systems with time delays, *Nonlinear Anal.*, **48** (2002), 349–362.
- [20] A. Rovinsky and M. Menzinger, Interaction of turing and hopf bifurcations in chemical systems, *Phys. Rev. A*, **46** (1992), 6315–6322.
- [21] E. Sáez and E. González-Olivares, Dynamics of a predator-prey model, *SIAM J. Appl. Math.*, **59** (1999), 1867–1878.
- [22] L. A. Segel and J. L. Jackson, Dissipative structure: an explanation and an ecological example, *J. Theoret. Biol.*, **37** (1972), 545–59.
- [23] H. B. Shi and S. G. Ruan, Spatial, temporal and spatiotemporal patterns of diffusive predator-prey models with mutual interference, *IMA J. Appl. Math.*, **80**.
- [24] C. C. Travis and G. F. Webb, Existence and stability for partial functional differential equations, *Trans. Amer. Math. Soc.*, **200** (1976), 147–151.
- [25] A. M. Turing, The chemical basis of morphogenesis, *Philos. Trans. Roy. Soc. London Ser. B*, **237** (1952), 37–72.
- [26] (MR2609254) H. B. Wang and W. H. Jiang, Hopf-pitchfork bifurcation in van der Pol’s oscillator with nonlinear delayed feedback, *J. Math. Anal. Appl.*, **368** (2010), 9–18.
- [27] A. D. Wit, D. Lima, G. Dewel and P. Borckmans, Spatiotemporal dynamics near a codimension-two point, *Phys. Rev. E*, **54** (1996), 261–271.
- [28] J. H. Wu, *Theory and Applications of Partial Functional Differential Equations*, Springer, 1996.
- [29] J. H. Wu and X. F. Zou, Traveling wave fronts of Reaction-Diffusion systems with delay, *J. Dynam. Differential Equations*, **13** (2001), 651–687.
- [30] X. F. Xu and J. J. Wei, Bifurcation analysis of a spruce budworm model with diffusion and physiological structures, *J. Differential Equations*, **262** (2017), 5206–5230.
- [31] R. Yang and Y. L. Song, Spatial resonance and Turing-Hopf bifurcations in the GiererMeinhardt model, *Nonlinear Anal. Real World Appl.*, **31** (2016), 356–387.
- [32] X. Q. Zhao, *Dynamical Systems in Population Biology*, Springer Berlin, 2003.

Received xxxx 20xx; revised xxxx 20xx.