

Espresso: Brewing Java For More Non-Volatility with Non-volatile Memory

Mingyu Wu, Ziming Zhao, Haoyu Li, Heting Li, Haibo Chen, Binyu Zang, Haibing Guan

Shanghai Key Laboratory of Scalable Computing and Systems
Institute of Parallel and Distributed Systems, Shanghai Jiao Tong University

Abstract

Fast, byte-addressable non-volatile memory (NVM) embraces both near-DRAM latency and disk-like persistence, which has generated considerable interests to revolutionize system software stack and programming models. However, it is less understood how NVM can be combined with managed runtime like Java virtual machine (JVM) to ease persistence management. This paper proposes Espresso¹, a holistic extension to Java and its runtime, to enable Java programmers to exploit NVM for persistence management with high performance. Espresso first provides a general persistent heap design called Persistent Java Heap (PJH) to manage persistent data as normal Java objects. The heap is then strengthened with a recoverable mechanism to provide crash consistency for heap metadata. It then provides a new abstraction called Persistent Java Object (PJO) to provide an easy-to-use but safe persistent programming model for programmers to persist application data. The evaluation confirms that Espresso significantly outperforms state-of-art NVM support for Java (i.e., JPA and PCJ) while being compatible to existing data structures in Java programs.

1. Introduction

Due to promising features like non-volatility, byte-addressability and close-to-DRAM speed, emerging non-volatile memories (NVM) are projected to revolutionize the memory hierarchy in the near future. In fact, battery-backed non-volatile DIMM (NVDIMM) [29] has been available to the market for years. With the official release of Intel and Micron’s 3D-Xpoint [16] to the market, it is foreseeable to see NVM to be widely deployed soon.

While there have been considerable interests to leverage NVM to boost the performance and ease the persistence management of native code [7, 13, 15, 25, 28, 31, 37, 42], how NVM can be exploited by high-level programming languages with managed runtime like Java is less understood. Despite their attracting features such as automatic memory management, portability and productivity, the additional layer of ab-

straction brought by the language virtual machine (e.g., JVM) complicates the persistence management.

The mainstream persistent programming model leverages a coarse-grained abstraction like Java Persistence API (JPA) [9] to provide easy-to-use transactional APIs for programmers to persist their data. However, it does not consider the emergence of NVM, and creates unnecessary transformation overhead between Java objects and native serialized data. In contrast, the recent proposed Persistent Collections for Java (PCJ) [14] provides a fine-grained programming model to enable users to manipulate persistent data in object level. However, it has built an independent type system against the original one in Java, which makes it hard to be compatible with existing Java programs since it mandates the use of the collections defined by itself. Furthermore, PCJ manages persistent data as native objects on their own, which ends up with poor performance². Besides, these two approaches target different application scenarios and programmers cannot uniformly use one approach to applications that have both requirements.

This paper proposes *Espresso*, a unified persistence framework that supports both fine-grained and coarse-grained persistence management while being mostly compatible with data structures in existing Java programs and notably boost the persistence management performance. *Espresso* provides *Persistent Java Heap (PJH)*, an NVM-based heap to seamlessly store persistent Java objects. PJH allows users to manipulate persistent objects as if they were stored in a normal Java heap and thus requires no data structure changes. To allocate data on PJH, *Espresso* provides a lightweight keyword *pnew* to create Java objects in NVM.

PJH serves as an NVM-aware allocator, which should tolerate machine crashes to create a safe runtime environment for programmers. Hence, PJH provides crash-consistent allocation and deallocation (garbage collection), which guarantee that the metadata of the heap is crash consistent and robust against failures.

To further ease the programming for applications that require coarse-grained persistence, *Espresso* provides the Per-

¹Espresso coffee contains more non-volatile chemicals (such as caffeine); we use it as an analog to our work where data becomes more non-volatile

²The home page (<https://github.com/pmem/pcj>) of PCJ acknowledged that “The breadth of persistent types is currently limited and the code is not performance-optimized”.

sistent Java Object (PJO), a new persistent programming abstraction atop PJH as a replacement of JPA for NVM. PJO provides backward-compatibility by reusing the annotations and transactional APIs in JPA, yet with additional optimizations to eliminate unnecessary overhead in original JPA to boost the performance.

We have implemented the design of PJH and PJO atop OpenJDK 8.0. To confirm the effectiveness of our design, we provide a set of evaluation against JPA and PCJ. The result indicates that *Espresso* achieves up to 256.3x speedup compared with PCJ for a set of microbenchmarks. Furthermore, PJO can provide support for different kind of data types in the JPAB benchmark, which gains up to 3.24x speedup over the original JPA for the H2 database.

In summary, this paper makes the following contributions:

- A persistent Java heap design (PJH) that enables Java programs to exploit NVM for persistence management without massive reengineering.
- A new abstraction for persistent programming (PJO) for simple and safe manipulation on persistent data objects.
- An implementation of PJH and PJO atop OpenJDK and a set of evaluations to confirm its effectiveness.

The rest of our paper is organized as follows. Section 2 reviews two main approaches for persistence management and discusses its deficiencies, which motivates the design of *Espresso*. Section 3 introduces the overview of our PJH and language extension to manipulate persistent data objects. Section 4 further describes our mechanism to guarantee the crash consistency of PJH. Section 5 presents the abstraction PJO together with an easy-to-use persistent programming model for programmers who require safe ACID semantics. We evaluate our design in section 6, discuss related work in section 7 and finally conclude in section 8.

2. Background and Motivation

In this section, we briefly review two main approaches for persistence management in Java, which provide coarse-grained and fine-grained persistence accordingly. We show that both approaches have some deficiencies in providing a compatible and efficient way for persistence.

2.1. Coarse-grained Persistence with JPA

Database is a very appealing application for NVM and has been intensively studied by prior work [31, 39, 42, 45]. Many databases [2] are written in Java due to the portability and easy programming. For ease of persistent programming, such databases usually provide a *persistent layer* to keep programmers away from the messy work on persistent data management. This layer can be implemented according to Java official specification or a customized one for different use cases. Overall, it mainly serves data transformation between Java runtime and persistent data storage.

A well-known example for the persistent layer is *Java Persistent API* (JPA) [9], which is a specification officially

offered by the Java community for persistence programming, especially in relational database management system (RDBMS). With JPA, programmers are allowed to declare their own classes, sub-classes and even collections with some annotations. JPA is responsible for data transformation between Java applications and RDBMSes: it serves applications with objects while it communicates with RDBMSes via the Java Database Connectivity (JDBC) interface. JPA also provides the abstraction of ACID transactions for programmers, which guarantees that all updates related to persistent data will be persisted after a transaction commits.

To understand the performance of JPA atop NVM, we present a case study with DataNucleus [1], a widely-used open-source implementation of JPA. The architecture is shown in Figure 1.

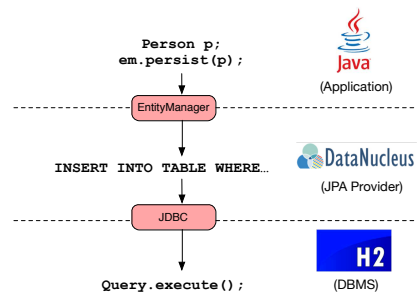


Figure 1: The infrastructure of DataNucleus

DataNucleus requires all classes related to persistent data to implement the *Persistable* interface. Programmers should mark their classes with the annotation *@persistable*. Suppose a programmer wants to declare a simple class *Person* which contains two fields: *id* (Integer) and *name* (String), she should write code similar to that shown in Figure 2. Note that we will use the *Person* class throughout the paper as a running example. DataNucleus has provided a bytecode instrumentor named *enhancer* to transparently transform arbitrary classes with *@persistable* into those with *Persistable* interface implemented. Afterwards, the implementation of APIs required by *Persistable* interface will also be automatically generated by the *enhancer*. The *enhancer* will also insert some *control fields* (corresponding to *data fields* that store useful user data) into *Persistable* objects and instrument user-defined methods (*getId* in this example) for the ease of management.

In DataNucleus, objects backed by persistent storage are managed by *EntityManager* (em). *EntityManager* is also responsible for transaction management. As illustrated in Figure 3, programmers who want to persist their data in an ACID fashion can firstly initiate a transaction. Afterward, they can invoke *em.persist* on the newly created object *p*; *EntityManager* will add *p* to its management list for future manipulation. Each managed object will also be associated with a *StateManager* for state management. The reference to *StateManager* is inserted into *Persistable* objects by the *enhancer*.

The real persistence work happens when *commit* is invoked. DataNucleus will find all modified (including newly added)

```

1  @persistable
2  public class Person {
3      // fields
4      private Integer id;
5      private String name;
6
7      // constructor
8      public Person(Integer id, String name) {
9          this.id = id;
10         this.name = name;
11     }
12
13     // a method example
14     public Integer getId() {
15         return this.id;
16     }
17
18     .....
19 }

```

Figure 2: The declaration for class *Person* under JPA

```

1  // Start a transaction
2  em.getTransaction().begin();
3  Person p = new Person(...);
4  em.persist(p);
5  // Transaction commits
6  em.getTransaction().commit();

```

Figure 3: Programming in JPA with ACID semantic

objects from its management list and translate all updates into SQL statements. It subsequently sends the statements to the RDBMSes through JDBC to update data in the persistent storage. Note that only SQL statements are conveyed to DBMSes. Hence, even the RDBMS written in pure Java (like H2 [30] in Figure 1) can only update databases with SQL instead of real data stored in objects.

Deficiencies of JPA on NVM. Yet, the data transformation phase in JPA induces significant overhead in the overall execution. We test its retrieve operation using the JPA Performance Benchmark (JPAB) [33]. Figure 4 illustrates the breakdown of performance. Surprisingly, the user-oriented operations on the database only account for 24.0%. In contrast, the transformation from objects to SQL statements takes 41.9%. This indicates that the JPA incurs notable performance overhead.

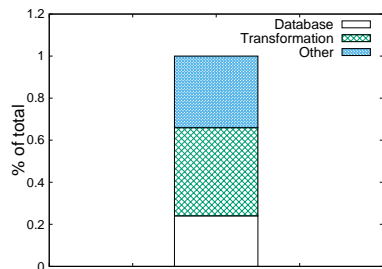


Figure 4: Breakdown for commit phase of DataNucleus

2.2. Fine-grained Persistence with PCJ

To our knowledge, Persistent Collections for Java (PCJ [14]) by Intel is the only active project to allow Java programmers

to store their data in NVM. However, our study shows that PCJ also has several deficiencies due to its design.

Separated type system. PCJ implements a new type system based on a persistent type called *PersistentObject*, and only objects whose type is a subtype of *PersistentObject* can be stored in NVM. Users who want to use PCJ must extend *PersistentObject* to implement their own types. Figure 5 illustrates the declaration of the *Person* class on PCJ³. The class *Person* must first extend *PersistentObject* to fit PCJ. Furthermore, the type of *id* and *name* should be modified into *PersistentInteger* and *PersistentString* respectively, both of which are subtypes of *PersistentObject*. Hence, using PCJ mandates a non-trivial reengineering to transform existing data structures to the form of those supported by PCJ.

```

1  public class Person extends PersistentObject {
2      // fields
3      private PersistentInteger id;
4      private PersistentString name;
5
6      // constructor
7      public Person(Integer id, String name) {
8          this.id = new PersistentInteger(id.intValue());
9          this.name = new PersistentString(name);
10     }
11
12     // a method example
13     public Integer getId() {
14         return this.id.intValue();
15     }
16
17     .....
18 }

```

Figure 5: The declaration for a simple class *Person* in PCJ

Off-heap data management. Due to the lack of support from Java, PCJ stores persistent data as native off-heap objects and manage them with the help of NVML [15], a C library providing ACID semantics for accessing data in NVM. Therefore, PCJ has to define a special layout for native objects and handle synchronization and garbage collection all by itself. This may lead to non-trivial management overhead and suboptimal performance. We have implemented a simple example where we create 200,000 *PersistentLong* objects (the equivalent of Java *Long* in PCJ) and analyzed its performance in Figure 6.

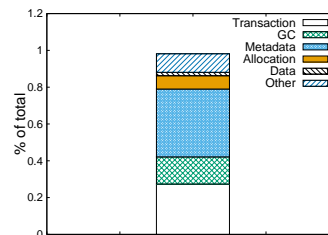


Figure 6: Breakdown analysis for create operations in PCJ

³The original declaration of *Person* is much more complex with a bunch of static variables and helper methods. We have simplified the declaration for ease of understanding.

First, the operation related to real data manipulation only accounts for 1.8% over the whole execution time. In contrast, operations related to metadata update contributes 36.8%, most of which is caused by type information memorization. In a normal Java heap, the type information operation only contains a pointer store, which is much simpler.

Furthermore, it takes 14.8% of the overall time to add garbage collection related information to the newly created object. PCJ needs this step because it is based on a reference counting GC algorithm, which needs to update GC-related information for each initialization. A normal Java heap leverages more mature garbage collectors and takes less time to bookkeep objects.

The last source of overhead comes from transactions, which mainly contain synchronization primitives and logging. This phase can also be optimized with the reserved bit in object header and transaction libraries written in Java, if the objects are managed within Java heap.

In summary, most overhead in PCJ is caused by its off-heap design, which could be notably optimized using an on-heap design.

2.3. Requirements for Persistence Management in Java

From our study, we can see that there is currently no unified framework to provide persistence in Java. JPA is mostly useful for databases that require coarse-grained persistence, while PCJ mandates the use of the defined collections in order to enjoy fine-grained persistence, which would incur non-trivial porting efforts due to a shift of data structure. Besides, both suffer from notable performance overhead and thus cannot fully exploit the performance benefit of NVM.

In light of this, we believe an ideal persistent framework for Java should satisfy the following requirements.

- *Unified persistence*: The framework should support both fine-grained and coarse-grained persistence so as to support a wide range of applications.
- *High performance*: The framework should fully incur only a small amount of overhead for persistence to harness the performance advantage of NVM.
- *Backward compatible*: The framework should not require major database changes so that existing applications can be ported with small effort to run atop it.

3. Persistent Java Heap

Being aware of the requirements described above, *Espresso* uses a unified persistence management framework for Java to support both fine-grained and coarse-grained persistence management. It mainly contains two parts: Persistent Java Heap (PJH) to manage persistent objects in a fine-grained way, while Persistent Java Object (PJO) helps programmers to manage persistent data with handy interfaces. This section will mainly describe the design of PJH.

3.1. Overview

PJH is an extension to the original Java heap by adding an additional persistent heap. We have built PJH in the *Parallel Scavenge Heap* (PSHeap), the default implementation for Java heap. Figure 7 illustrates the modified layout of PSHeap with PJH.

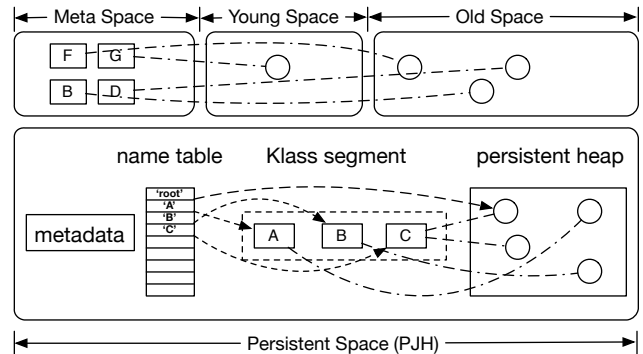


Figure 7: The Java heap layout with PJH

The original implementation of PSHeap contains two different spaces to store objects (circles in Figure 7): Young Space and Old Space. Objects will be initially created at the Young Space and later promoted to the Old Space if they have survived several collections. The garbage collector, namely Parallel Scavenge Garbage Collector (PSGC), also provides two different garbage collection algorithms. Young GC only collects the garbage within the Young Space, which happens frequently and finishes soon. In contrast, Old GC collects the whole heap, which is slow and thus happens infrequently.

In Java, each object should hold a class pointer to its class-related metadata, which is called a *Klass* in OpenJDK (rectangles in Figure 7). The class pointer is stored in the header of an object, right next to the real data fields (dashed lines in Figure 7). JVM has maintained a *Meta Space* to manage the *Klasses*. *Klasses* are very important because they store the layout information for objects. If the class pointer in an object is corrupted, or the metadata in *Klass* is lost, the data within the object will become uninterpretable.

PJH is implemented as an independent *Persistent Space* against the original PSHeap. It is arranged as a non-generational heap, and the garbage collection algorithm resembles the old GC in PSGC in that it is designed for long-lived objects and infrequent collections. The main components of it includes metadata area, name table, *Klass* segment and data heap. All the components should be persisted in NVM to guarantee the availability of the PJH.

Data heap and *Klass* segment. Java objects required to be persisted are stored in the *data heap*. The object header layout is the same as one in the normal Java heap, so each persistent object still holds a class pointer to its class-related metadata to its *Klass*. All *Klasses* used by persistent objects are stored in the *Klass segment* and managed separately from the original *Meta Space*.

Name table. The name table stores mappings from string constants to two different kinds of entries: Klass entries and root entries. A Klass entry stores the start address of a Klass in the Klass segment, which is set by JVM when an object is created in NVM while its Klass does not exist in the Klass segment. A root entry stores the address of a *root object*, which should be set and managed by users. Root objects are essential especially after a system reboot, since they are the only known entry points to access the objects in data heap.

Metadata area. The metadata area shown in Figure 8 is kept for memorizing heap-related metadata to build a reusable and crash-proof heap. The *address hint* stores the starting virtual address of the whole heap for future heap reloading, while the *heap size* stores the maximum address space the PJH can occupy. The *top address* can be used to calculate the allocated bytes of PJH. Other information is essential to implement a recoverable garbage collector for PJH and will be discussed in detail later.

Address Hint
Heap Size
Top Address
Global Timestamp
Mark Bitmap
Region Bitmap

Figure 8: The components for the metadata area in PJH

3.2. Language Extension: *pnew*

To allow users to create objects on NVM, we add a keyword *pnew* to the Java programming language. The keyword has similar syntax rules to *new* except that the corresponding objects will be laid on NVM. We have modified Javac to convert *pnew* into four different bytecodes accounting for different syntaxes: *pnew* (normal instances), *panewarray* (object arrays), *pnewarray* (primitive arrays) and *pmultianewarray* (multi-dimensional object arrays). Those bytecodes will put objects into PJH regardless of their types. Note that the keyword *pnew* only allocates an object on NVM without considering its fields. If users want to make certain fields of an object persistent, they may need to implement a new constructor with *pnew*.

The keyword *pnew* enables programmers to tackle with NVM in a very familiar way. Figure 9 shows how to define the class *Person* in section 2. Since it does not impose restrictions on which type can be persisted, the class *Person* does not need to be extended from any particular types, nor do its fields need to be changed. The resulting code is very similar to that written for original Java except for the *pnew* keyword and the newly added constructor for *String*, so it is easy to

understand.

Note that the *pnew* keywords in the constructor can be freely replaced with *new*, as we do not force the invariants for references at the language level. Users are allowed to define pointers to volatile memory to support applications using a mix of NVM and DRAM. However, this design must take memory safety into consideration to avoid undefined memory behavior.

```

1 public class Person {
2     // fields
3     private Integer id;
4     private String name;
5
6     // constructor
7     public Person(Integer id, String name) {
8         this.id = pnew Integer(id);
9         this.name = pnew String(name, true);
10    }
11
12    // a method example
13    public Integer getId() {
14        return this.id;
15    }
16
17    .....
18 }

```

Figure 9: The declaration for class *Person* atop PJH

Alias Classes: Our design allows objects of the same type to be stored in both DRAM and NVM, which violates the assumption of original Java runtime and raises some challenge. In Java, each Klass will contain a data structure called *constant pool* [22]. Constant pools store important symbols which will be resolved during runtime. For each class symbol, a constant pool will initially create a slot and store a reference to its name (a string constant). After symbol resolution, the slot will instead store the address of the corresponding Klass.

This design works perfectly in the stock JVM, but it induces some problem in PJH. Consider the code in Figure 10 where we subsequently create two objects *a* and *b* of type *Person* with *new* and *pnew* respectively. Afterwards, code in line 3 tries to cast the object type into *Person*, which should have been a redundant type casting operation. Nevertheless, the program ends up with a *ClassCastException*.

The problem happens because *Person* objects are stored in both volatile and non-volatile memory, resulting in two different Klasses. Meanwhile, the constant pool keeps only one slot for each class symbol. In the example, JVM will find that the object is volatile and allocate the corresponding Klass for *Person* (denoted as K_p) in DRAM when creating *a*. Afterwards, JVM soon realizes that object *b* should be persistent, so it also creates a Klass for *Person* again in the Klass Segment in PJH (K'_p). Since the addresses for two Klasses differ, the constant pool has to store the address of K'_p to replace that of K_p . On type casting, JVM finds that the resolved class in its constant pool (K'_p) is at odds with the type of *a* (K_p), so it throws an exception.

```

1 Person a = new Person(...);
2 Person b = pnew Person(...);
3 somefunc((Person)a);
4 // ClassCastException here!

```

Figure 10: A simple program encountering wrong exception when using *pnew*

We introduce a concept named *alias Class* to handle this problem. Two Classes are an alias to each other if they are logically the same class but stored in different places (NVM and DRAM). We add the alias check into type checking within JVM to avoid wrong exceptions. We have also extended the type lattice in the OpenJDK Server Compiler [35] to consider alias. Original type-related checks like [21] are also extended.

3.3. Heap Management

In our programming model, users are allowed to create multiple PJH instances served for various applications. They are also required to define root objects as handles to access the persistent objects even after a system reboot. We have implemented some basic APIs in Java standard library (JDK) (shown in Table 1) to help them manage the heap instances and root objects. Those APIs can be classified into two groups: *createHeap*, *loadHeap* and *existsHeap* are heap-related while *setRoot* and *getRoot* are root-related. Figure 11 shows a simple example where we want to locate some data in a heap or initialize the heap if it does not exist.

API	Args	Description
<i>createHeap</i>	name, size	create a PJH instance
<i>loadHeap</i>	name	load a PJH instance into current JVM
<i>existsHeap</i>	name	check if a PJH instance exists
<i>setRoot</i>	name, object	mark an object as a root
<i>getRoot</i>	name	fetch a root object

Table 1: APIs for PJH management

```

1 // Check if the heap exists
2 if (existsHeap("Jimmy")) {
3     // If so, load the heap and fetch objects
4     loadHeap("Jimmy");
5     Person p = (Person) getRoot("Jimmy_info");
6 } else {
7     // Otherwise, create new heap and objects
8     long size = 1024 * 1024;
9     createHeap("Jimmy", size);
10    Person p = pnew Person(...);
11    setRoot("Jimmy_info", p);
12 }

```

Figure 11: A simple example using heap management APIs

Heap-related APIs. Java programmers can invoke *createHeap* (line 9) to create a PJH instance with specified name and size (in bytes). We have implemented an external name manager responsible for the mapping between the real data of PJH instances and their names. *createHeap* will notify the

name manager to insert a new mapping into the table. Furthermore, the starting (virtual) address should also be stored as *address hint* in the metadata area of the PJH instance for future use. Afterwards, users can use *pnew* to allocate objects on the newly created heap (line 10).

Users are allowed to load pre-existing PJH instances into current JVM by invoking *loadHeap*. They can optionally call *existsHeap* in advance (line 2) to check if a PJH instance has already existed. When *loadHeap* is finally invoked at line 4, the external name manager will locate the PJH instance and return its starting address by fetching the address hint. Afterwards, JVM will map the whole PJH at the starting address. If the map phase fails due to the address occupied by the normal heap, we have to move the whole PJH into another virtual address. Since all the pointers within heap become trash, a thorough scan is warranted to update pointers. The remap phase might be very costly, but it may rarely happen thanks to the large virtual address space of 64-bit OSes. If the map operation succeeds, it will be followed by a class reinitialization phase.

The stock JVM will allocate a new Klass data structure in its metadata space for each class initialization. However, if we bluntly create new Classes in the Klass segment during class reinitialization, all class pointers in PJH will become trash, which is unacceptable. To avoid invalidating class pointers, we require that all Classes in PJH stand for a place holder and be initialized in place. In this way, all objects and class pointers will become available after class reinitialization. Our design makes the load phase of PJH very fast because the time overhead is directly proportional to the number of Classes instead of objects. Meanwhile, the number of Classes in the Klass Segment is usually trivial. For example, a typical TPCC [41] workload only requires nine different data classes to be persisted. After class reinitialization, *loadHeap* will return and users are free to access the persistent data in the loaded PJH instance.

Root-related APIs. *Root objects* marks some known locations of persistent objects and can be used as entry points to access PJH especially when a PJH instance is reloaded. *getRoot* and *setRoot* serve as getter/setter for the root objects. When *getRoot* is called at line 5, the corresponding object *p* will be returned. Since we don't store the type of the root object, the return type will be *Object*, and users are responsible for type casting. After that, users can fetch other persistent data by accessing *p*. Similarly, *setRoot* at line 11 receives an object in arbitrary type and stores its address in the root table with the specified name for future use.

3.4. Memory Safety

The design of PJH has decoupled the persistence between an object and its fields: an object can be stored in NVM with a reference to DRAM. This design may cause a disaster if users try to access a pointer to volatile memory after a heap reloading. The pointer can point to anywhere and the modification

of the referenced data can cause undefined consequences. In contrast, an over-restricted invariant on references is safe but at the sacrifice of usability. To this end, we have provided four different memory safety levels according to various requirements on usability and safety.

- User-guaranteed safety. Users need to be aware of the presence of volatile pointers and avoid directly using them after a reload of PJH. This safety level lays the burden of checking on programmers and may cause unknown errors. However, it provides the best performance compared to others.
- Zeroing safety. A PJH instance will first step into a check phase before loading, and all out pointers will be nullified. In this way, applications can easily tell if they have suffered a Java execution context loss with null-checks. Even the worst case for a careless access on invalid volatile pointers will only get a *NullPointerException*, which is much better than one could experience in user-guarantee safety level. This level may be hard to implement in a heap design where no type-related information is kept, since integers may be mixed up with pointers and wrongly handled. However, it is achievable within PJH because the Klass segment has stored the required type information. The major disadvantage is that the check phase will traverse the whole heap and slow down the heap loading.
- Type-based safety. For users who really want to access NVM safely, we have implemented a library atop Java to allow them defining classes with simple annotations, and only objects with those classes will be persisted into PJH (introduced in section 5). This safety level guarantees that no pointers within PJH will point out of it, and thus provides a similar safety level to NV-Heaps [7]. However, it requires that applications should be modified and annotated to fit the NVM.

3.5. Persistence Guarantee

Mainstream computer architectures only have volatile caches and thus require cache flush operations like *clflush* to ensure data persisted in NVRAM. To preserve persistence ordering, we may further require memory fence instructions (*sfence*). The *pnew* keyword is only used for object allocation, so we can only provide persistence guarantee for heap-related metadata to build a recoverable heap to survive crashes (discussed in section 4) with those instructions. As for the application-level guarantee, we have provided some basic field-level APIs to manage the persistence of objects in a fine-grained way. Figure 12 illustrates an example to leverage our APIs. To persist a field in an object, we must fetch the incarnation of the field at runtime with Java Reflect APIs, such as *getDeclaredField*. After that, we can use the newly added *flush* interface to persist *x.y*. If applications want to manipulate arrays, they can use *Array.flush* to flush certain object with offset *i*. The largest work set for those two APIs are restricted to 8 bytes to preserve atomicity. Besides, the implementation of those two APIs has added a *sfence* instruction to ensure order.

```

1 Person x = pnew Person(...);
2 Person[] z = pnew Person[10];
3 // After some operations...
4 .....
5 Field f = x.getClass.getDeclaredField("id");
6 // Newly added APIs below:
7 f.flush(x);           // for normal fields (flush x.y)
8 Array.flush(z, 3);   // for arrays (flush z[3])

```

Figure 12: A simple program to illustrate our flush APIs

Additionally, we have also added a coarse-grained *flush* method in the implementation of *Object* class for performance consideration. This method will flush all the data fields in the object into NVM with only one *sfence* in the end. It is suitable for scenarios where the persistent order among fields of an object doesn't matter. Other advanced features, such as transitively persist all data reachable from an object, can be easily implemented with those basic methods.

For users who want to manipulate their data in an ACID semantic, we have provided an abstraction called PJO, which will be discussed later.

4. Crash-consistent Heap

The design of PJH should consider crashes which can happen at any time to avoid inconsistency. To this end, *Espresso* enhances the allocation and garbage collection phase to ensure that the heap can be recovered to a consistent state upon failure.

4.1. Crash-consistent Allocation

The persistent heap maintains a variable named *top* to memorize how much memory resource has been allocated. The value of *top* is replicated in the PJH for future heap reloading. As we mentioned before, users are permitted to exploit *pnew* to create a persistent object, which has an impact on the heap-related metadata. The allocation can be divided into three phases:

- (1) Fetching the Klass pointer from the constant pool;
- (2) Allocating memory and updating the value of *top*;
- (3) Initializing the object header.

Since the Java compiler *Javac* guarantees that an object will not become visible until it has finished initialization, *Espresso* does not need to consider inferences with other threads. To make the allocation crash-consistent, the replica of the *top* value in PJH should be persisted as soon as the modification on the volatile one in step (2), through cache flush and fence instructions. Otherwise, some created objects may be treated as unallocated and truncated during recovery due to the stale *top* value. Further, the Klass pointer update should be persisted in step (3) to avoid the situation where an initialized object refers to some corrupted Klass metadata.

4.2. Crash-consistent Garbage Collection

Since the life cycles for persistent objects are often long, we reuse the old GC algorithm in PSGC to collect them. However, the original algorithm is carefully enhanced for crash consistency.

A Brief review of PSGC. PSGC exploits a three-phase region-based algorithm for its old GC. The whole heap has been divided into many small areas named *regions*. The first marking phase will mark live objects from all roots. PSGC has maintained a read-only bitmap called *mark bitmap* to memorize all live objects in a memory-efficient way.

The second phase, namely *summary phase*, will summarize the heap spaces and generate region-based indices to store the destination address of all live objects. After the summary phase, a region-to-region mapping will also be generated. Each region has a corresponding *destination region* into which all live objects within it will be moved. Note that the summary phase is *idempotent*: the indices and mappings are derived only from the mark bitmap, so the result of summary phase will be the same no matter how many times it executes, as long as the mark bitmap keeps intact.

In the compact phase, the GC threads will pick out unprocessed regions and copy live objects into the destination regions. The regions will be processed concurrently; but each region will only be processed by one unique worker thread. For each object, the GC thread will first get its destination address by querying the region-based indices and copy its content. Afterwards, it will move to the copied object at the destination address, look into all references within it, and correct them respectively with the help of indices.

Crash-consistent PSGC. Our algorithm extends the mark bitmap to mark live data objects in our persistent space during the marking phase. Since the mark bitmap can be seen as a sketch of the whole heap before the real collection, it must be persisted before the objects start being moved. After that, the heap will be marked as in the middle of a collection in the metadata area. The subsequent summary phase remains unchanged to generate region-based indices and the region-to-region mapping.

When the compact phase starts, the address of any objects could be changed and a crash happening in the middle might thereby corrupt the whole persistent heap. Therefore, *Espresso* needs to make each step crash-consistent so that the persistent space can be recovered from failure and continue the collection.

The object header has reserved several bits for PSGC; but it is only for young space and becomes useless once the object is promoted. *Espresso* reuses those bits to implement a timestamp-based collection algorithm. Once a collection on the persistent space begins, *Espresso* will update and persist the global timestamp in the metadata area within the persistent heap so that all objects in the space become stale. The timestamp of an object does not become valid until its whole

content has been copied and persisted. If a crash happens in the middle of GC, we can tell whether objects are processed by simply inspecting the timestamp.

Assume that we have known the destination address after querying the region-based indices. The copy algorithm contains three steps: 1). The first step is to copy the object directly to the destination address without modification; 2). Afterwards, *Espresso* will start modifying the pointers in the copied object respectively. The data stored in the original address actually serves as undo log and can be leveraged for recovery; 3). Finally, *Espresso* will modify the timestamp in both headers to the current global timestamp (but the copied one should be persisted first). After setting the timestamp, the object will be treated as a processed object, and its data will remain intact regardless of any crashes.

Unfortunately, the original data serving as the undo log will not stay long. Once all live objects within a region have been evacuated, the region will be treated as reusable and soon becomes a destination region for other ones to overwrite. If *Espresso* does not memorize which region has finished the processing, it will not be able to differentiate between a destination region which is half-overwritten and a source region which is half-copied after a crash. To address this issue, *Espresso* maintains a *region bitmap* in the metadata area to mark which region has been processed.

4.3. Recovery

The recovery phase will be activated by the API *loadHeap* if the heap is marked as being garbage collected in the metadata area. The recovery also contains three steps: 1). The first task is to fetch the mark bitmap, the result of previous marking phase; 2). Afterwards, the summary phase will be redone by regenerating the volatile auxiliary data structure from the mark bitmap; 3). The last step is to fetch the region bitmap to locate the unprocessed or half-processed regions and process the objects within them using the same algorithm in the compact phase. After recovery and the *loadHeap* returns, the whole heap can be safely used by applications.

5. Persistent Java Object

PJH only guarantees crash consistency for heap-related metadata; application data may still be corrupted upon a crash. While a *persistent layer* like JPA is helpful to provide a convenient persistent programming model, it incurs high overhead upon NVM. To this end, *Espresso* builds persistent Java object (PJO) atop the persistent Java heap (PJH) as an alternative for persistent programming.

PJH already allows applications like databases to store their data in NVM as a normal Java object. This offers opportunities to rethink about the persistent layer. PJO provides backward compatibility through reusing the interfaces and annotations provided by JPA. Yet, it reaps the benefits offered by PJH with much better performance.

Figure 13 illustrates the modified architecture of database frameworks with PJO. The programmer can still use `em.persist(p)` to persist a *Person* object into NVM. However, when real persistent work begins, data in *p* will be directly shipped to the backend database. The PJO provider still helps manage the persistent objects, but the SQL transformation phase is removed.

Espresso provides a new lightweight abstraction called *DBPersistable* to support all objects actually stored in NVM. The *DBPerson* class in Figure 13 is an example of *DBPersistable*. A *DBPersistable* object resembles the *Persistable* one except that the control fields related to PJO providers are stripped.

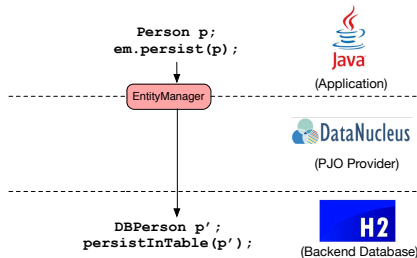


Figure 13: NVM-aware infrastructure of DataNucleus.

Figure 14 shows how PJO exactly works for a persist operation on a *Person* object, whose data fields (*id* and *name*) are referenced by solid lines. The PJO provider (our modified *DataNucleus*) will enhance *Person* so that each object keeps a *StateManager* field for metadata management and access control (referenced by a dash line). The *StateManager* field is transparent with applications. When persisting, a corresponding *DBPerson* object will be generated with all its data fields referenced to the *Person* object (Figure 14b). The *DBPerson* object will be shipped to the backend database for data persistence. The most straightforward implementation is to directly persist it into NVM as illustrated in Figure 14c; but the backend database is free to conduct any operations on the object, such as logging. This provides flexibility for database frameworks to implement their own ACID protocols.

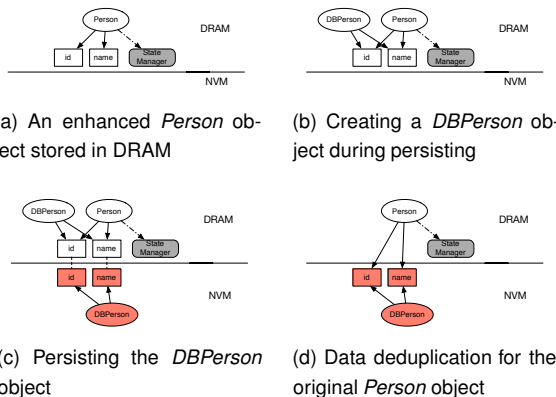


Figure 14: A detailed example to show how PJO exactly works.

We have implemented a PJO provider by modifying *DataNucleus*. It provides the same APIs as JPA such that

no modification to applications is required. Programmers can leverage the APIs provided by the PJO provider to retrieve, process and update data in an object-oriented fashion. Furthermore, we have also implemented some advanced features to make PJO more productive.

Data deduplication. Once the data objects are persisted, the volatile copy left in DRAM becomes redundant. However, the memory resource cannot be reclaimed because the user-defined objects still hold references to them. We have implemented a data deduplication optimization within the *DataNucleus* enhancer such that the data fields of objects will be redirected to the persistent data after a transaction commits. As illustrated in Figure 14d, all data fields in the original *Person* object has been modified to point to the persisted data. Consequently, previous volatile fields can be reclaimed or reused to save memory.

Field-level tracking. Since persistent data now is arranged as Java objects, PJO enables field-level manipulation by tracking modified fields in a transaction. The enhanced *Person* objects will maintain a bitmap to mark if its fields have been modified respectively. During commit, the bitmap will be sent to the backend database together with the *DBPerson* object. The backend database can thereby only update the modified fields in the persistent storage. This also helps to reduce logging overhead if the backend database has implemented a field-level logging.

Field-level tracking is also useful when data deduplication is enabled. When the field should be updated, a copy-on-write phase will happen, and a shadow, non-persistent field will be created for future write. The modified non-persistent field will be flushed into backend database during commit. Such a design is motivated by the fact that write latency in emerging NVM will be several times larger than DRAM while read latency rivals DRAM [44]. More importantly, it avoids careless (or malicious) update without protection to corrupt the persistent storage.

Abundant types. Similarly to JPA, our PJO has also supported various types for end users. Users are free to use inherited classes, collections and foreign-key-like references to build their own database applications; the performance results will be illustrated in section 6.

We currently mainly use PJO to support database applications. Yet, it can be further extended into a general framework to provide an easy-to-use persistent programming model. With its transaction APIs and bytecode instrumentation tools (enhancer), applications are free to manipulate their objects and expect they are persisted in an ACID fashion.

6. Evaluation

6.1. Experiment setup

We have implemented PJH on OpenJDK 8u102-b14, which comprises approximately 7,000 lines of C++ code and 300 lines of Java code. We have also modified *DataNucleus* to im-

plement PJO with 1,500 lines of Java code. As for the backend database H2, it takes about 600 LoC to make it support both PJO (mainly for the *DBPersistable* interface) and PJH (mainly replacing *new* with *pnew*). The data structures for transaction control (like logging) remain intact. The modification is minor considering the whole code base of H2 (about 14K LoC). In contrast, a design like PCJ would require a thorough rewrite over the main data structures in H2 to fit NVM.

Our evaluation is conducted on a machine with dual Intel®Xeon™ E5-2618L v3 CPUs (16 cores). It contains 64G DRAM and 64G Viking NVDIMM device. The operating system is Linux-4.9.6. We set the maximum Java heap size to 8G for evaluation.

6.2. Comparison with PCJ

PCJ provides an independent type system against the original one in Java including tuples, generic arrays and hashmaps. We also implement similar data structures atop our PJH. Since PCJ provides ACID semantics for all operations, we also add ACID guarantee by providing a simple undo log to make a fair comparison. The microbenchmarks conduct millions of primitive operations (create/get/set) on those data types and then collect the execution time. The results are shown in Figure 15.

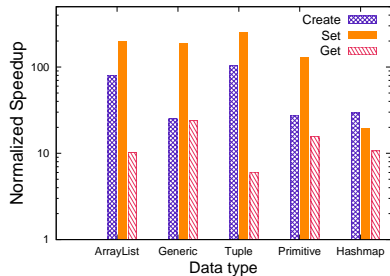


Figure 15: Normalized speedup for PJH compared to PCJ

Surprisingly, our PJH greatly outperforms against PCJ, and the best speedup even reaches 256.3x for set operations on tuples. PJH performs much better in *set* and *create* operations in that PCJ stores data off heap and thus require a complicated metadata update for those operations. As for *get* operations, the improvement of PCJ drops due to less requirement for metadata management, but it still outperforms PCJ by at least 6.0x.

Name	Description
BasicTest	Testing over basic user-defined classes
ExtTest	Testing over classes with inheritance relationships
CollectionTest	Testing over classes containing collection members
NodeTest	Testing over classes with foreign-key-like references

Table 2: The description for each test cases in JPAB

6.3. Comparison with JPA

We use the JPA Benchmark (JPAB) [33] to compare PJO and JPA, whose detailed description is illustrated in Table 2.

JPAB contains normal CRUD⁴ operations and tests over various features of a JPA framework, such as inheritance, collections and foreign keys. We use unmodified JPA and H2 running on NVDIMM as for the baseline (H2-JPA). The evaluation result in Figure 16 indicates that PJO (H2-PJO) outperforms H2-JPA in all test cases and provides up to 3.24x speedup.

We have also exploited *BasicTest* as an example to provide a detailed analysis. We break down the performance into three parts: execution in H2 database, transformation for SQL statements and others. As illustrated in Figure 17, the transformation overhead is significantly reduced thanks to PJO. Furthermore, the execution time in H2 also decreases for most cases, which can be attributed to the interface change from the JDBC interfaces to our *DBPersistable* abstractions.

6.4. Microbenchmark

Heap loading time. We test the heap loading time with a micro-benchmark which generate a large number of objects (from 0.2 million to 2 million) of 20 different Classes. Besides, we evaluate heap loading with both user-guaranteed (UG) and zeroing (Zero) safety. As shown in Figure 18, the heap loading time for user-guaranteed safety remains constant when the number of objects increases, as the heap loading is dominated by the number of Classes instead of objects. In contrast, the loading time grows linearly with the number of objects with zeroing safety since it requires a whole heap scan to validate all objects. When the number of objects reaches 2 million, the heap loading time is about 72.76ms, which is still trivial compared to the JVM warm-up time studied by previous work [23].

The cost of recoverable GC. We use a micro-benchmark to test the overhead of our recoverable garbage collection mechanism. The benchmark allocates lots of objects (about 1GB) on PJH and some references to them are abandoned afterwards. We use *System.gc()* to forcibly collect PJH and test the pause time. For the baseline, we remove all the *clflush* operations to make the algorithm nearly the same as the original old GC. The evaluation result shows that the flush operations would increase the pause time by 17.8%, which is still acceptable for the benefit of crash consistency.

7. Related Work

Non-volatile Memory Heaps The invention of recoverable VM [38] once stimulates research on building persistent, recoverable and efficient heaps for user-defined objects [26, 34]. Orthogonally persistent Java [3, 18, 19] is proposed to provide a whole-system-persistent Java runtime, including a non-volatile heap. However, it has to cope with tricky stuffs like the *System* class. Subsequent work turns to persistent object stores [24, 36, 43] and entity-relation mappings [9, 17] for

⁴CRUD means four basic operations of persistent storage: create, read, update and delete

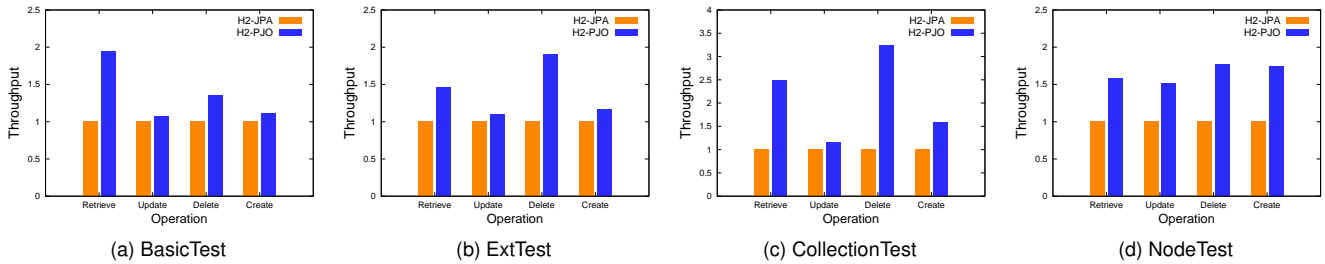


Figure 16: Evaluation for JPAB benchmark

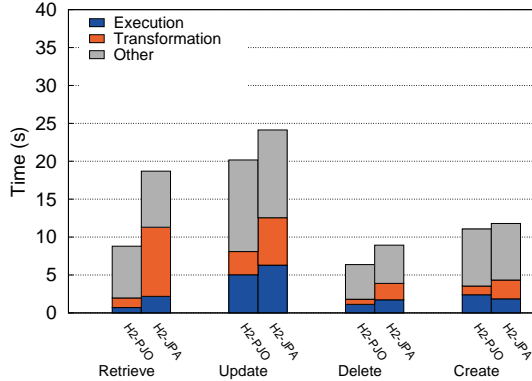


Figure 17: Breakdown analysis for BasicTest

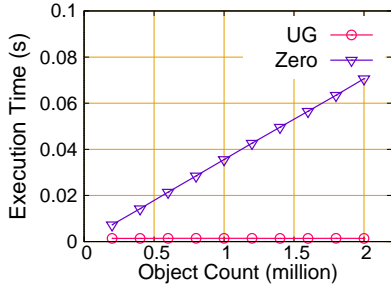


Figure 18: Heap loading time with user-guaranteed (UG) and zeroing (Zero) safety.

practice. *Espresso* instead discards the requirement of whole-system persistence and provides both coarse-grained and fine-grained persistence atop NVM.

The topic on persistent memory heaps has been renewed recently due to the development of NVM technology. NV-Heaps [7] pioneers in specifying cross-heap pointers. They avoid potential memory leaks by directly disabling non-volatile-to-volatile pointers with a compiler-time checker. However, this restriction precludes scenarios where applications leverage both DRAM and NVM, which are common in state-of-art NVM-based systems. Besides, NV-Heaps provides a simple reference-counting garbage collector, which is shown to be ineffective [40]. Our PJH supports flexible pointers and integrates while reusing the garbage collector in JVM. Makalu [4] is a persistent memory allocator built on the programming model of Atlas [6]. It provides persistent and recoverable guarantee for the allocation metadata and leverages a recovery-time garbage collector. *Espresso* also considers

the crash consistency for the heap but the garbage collection is online thanks to Java’s GC service.

Java Runtime Optimization Improving the efficiency of Java runtime has drawn large attention due to its wide utilization in large-scale applications nowadays. HotTub [23] finds that class loading is an important source of inefficiency during JVM warm-up and introduces a pool with virtual machines whose classes have been loaded to mitigate the overhead. OpenJDK also brings in *Class Data Sharing* (CDS) to allow multiple JVMs to share precompiled classes for fast startup. However, this feature is still experimental for the moment. Our work shares similar wisdom of reducing loading time but in a different way through NVM. In PJH, we provide the *Class segment* which stores some placeholders for *Klasses*. During reloading, *Klasses* will be reinitialized and stored in place so that all class pointers within persistent objects remain valid.

Another line of work studied the performance of garbage collectors and leverage different ways to optimize them. NumaGiC [11, 12] finds that the old garbage collector in Java suffers from scalability issues due to NUMA-unawareness and solves the problem with a NUMA-friendly algorithm. Yu et al. [46] spot out a performance bottleneck during new pointer calculation which can be resolved with caching previous results. Cutler et al. [8] try to avoid unnecessary object copying and compacting in full garbage collector with clustered analysis while Yak GC [32] suggests a region-based algorithm. These are orthogonal to ours and some would be helpful to optimize our recoverable GC.

Other NVM-based Systems Transactions are a hot topic in building NVM-backed systems. Mnemosyne [42] implements semantic-free raw word log (RAWL) in support of transactions. Atlas [5, 6] instead uses synchronization variables like locks and recovery code to provide transaction-like ACID properties, and NVThreads [13] tries to optimize it with a coarse-grained logging protocol. Other work [10, 20, 25, 28] points out that the persist operations (including cflush) should not be included in the critical path of transactions and provide various solutions to move them background. We also provide an abstraction named PJO to provide transaction interfaces.

Other systems combine other other emerging hardware fea-

tures with NVM. Octopus [27] leverages RDMA technology together with NVM to build a distributed persistent memory file system. Mojim [47] also exploits RDMA and NVM, but aims at large scale storage systems where reliability and availability are critical. Seo et al. [39] employs Intel’s Restricted Transactional Memory to build an NVM-aware slotted-page structure for databases. *Espresso* could also benefit from them once they are introduced into the Java world.

8. Conclusions

This paper proposed *Espresso* to enable Java programmers to exploit NVM to ease persistence management. *Espresso* comprised Persistent Java Heap (PJH) and Persistent Java Object (PJO) atop PJH. Evaluation showed that the eased persistence management resulted in notable performance boost.

References

- [1] DataNucleus. <http://www.datanucleus.com/>.
- [2] Open source database engines in java. <https://java-source.net/open-source/database-engines>.
- [3] M. P. Atkinson, L. Daynes, M. J. Jordan, T. Printezis, and S. Spence. An orthogonally persistent java. *ACM Sigmod Record*, 25(4):68–75, 1996.
- [4] K. Bhandari, D. R. Chakrabarti, and H.-J. Boehm. Makalu: Fast recoverable allocation of non-volatile memory. In *Proceedings of the 2016 ACM SIGPLAN International Conference on Object-Oriented Programming, Systems, Languages, and Applications*, pages 677–694. ACM, 2016.
- [5] H.-J. Boehm and D. R. Chakrabarti. Persistence programming models for non-volatile memory. In *Proceedings of the 2016 ACM SIGPLAN International Symposium on Memory Management*, pages 55–67. ACM, 2016.
- [6] D. R. Chakrabarti, H.-J. Boehm, and K. Bhandari. Atlas: Leveraging locks for non-volatile memory consistency. In *ACM SIGPLAN Notices*, volume 49, pages 433–452. ACM, 2014.
- [7] J. Coburn, A. M. Caulfield, A. Akel, L. M. Grupp, R. K. Gupta, R. Jhala, and S. Swanson. Nv-heaps: making persistent objects fast and safe with next-generation, non-volatile memories. *ACM Sigplan Notices*, 46(3):105–118, 2011.
- [8] C. Cutler and R. Morris. *Reducing pause times with clustered collection*, volume 50. ACM, 2016.
- [9] L. DeMichiel and M. Keith. Java persistence api. *JSR*, 220, 2006.
- [10] M. Dong and H. Chen. Soft updates made simple and fast on non-volatile memory. In *2017 USENIX Annual Technical Conference (USENIX ATC 17)*, pages 719–731, Santa Clara, CA, 2017. USENIX Association.
- [11] L. Gidra, G. Thomas, J. Sopena, and M. Shapiro. A study of the scalability of stop-the-world garbage collectors on multicores. In *ACM SIGPLAN Notices*, volume 48, pages 229–240. ACM, 2013.
- [12] L. Gidra, G. Thomas, J. Sopena, M. Shapiro, and N. Nguyen. Numagic: a garbage collector for big data on big numa machines. In *ACM SIGARCH Computer Architecture News*, volume 43, pages 661–673. ACM, 2015.
- [13] T. C.-H. Hsu, H. Brügger, I. Roy, K. Keeton, and P. Eugster. Nvthreads: Practical persistence for multi-threaded applications. In *Proceedings of the Twelfth European Conference on Computer Systems*, pages 468–482. ACM, 2017.
- [14] INTEL. Persistent collections for java. <https://github.com/pmem/pcj>.
- [15] INTEL. pmem.io: Persistent memory programming. <http://pmem.io/>.
- [16] Intel and Micron. Intel and micron produce breakthrough memory technology. <https://newsroom.intel.com/news-releases/intel-and-micron-produce-breakthrough-memory-technology/>.
- [17] D. Jordan and C. Russell. *Java data objects*. " O’Reilly Media, Inc.", 2003.
- [18] M. Jordan. Early experiences with persistent java. In *Proceedings of the First International Workshop on Persistence and Java*, 2001.
- [19] M. J. Jordan and M. P. Atkinson. Orthogonal persistence for java—a mid-term report. *Morrison et al.[161]*, pages 335–352, 1999.
- [20] A. Kolli, S. Pelley, A. Saidi, P. M. Chen, and T. F. Wenisch. High-performance transactions for persistent memories. In *Proceedings of the Twenty-First International Conference on Architectural Support for Programming Languages and Operating Systems*, pages 399–411. ACM, 2016.
- [21] S. Liang and G. Bracha. Dynamic class loading in the java virtual machine. *Acm sigplan notices*, 33(10):36–44, 1998.
- [22] T. Lindholm, F. Yellin, G. Bracha, and A. Buckley. *The Java virtual machine specification*. Pearson Education, 2014.
- [23] D. Lion, A. Chiu, H. Sun, X. Zhuang, N. Grcevski, and D. Yuan. Don’t get caught in the cold, warm-up your jvm: Understand and eliminate jvm warm-up overhead in data-parallel systems. In *Proceedings of the 12th USENIX conference on Operating Systems Design and Implementation*, pages 383–400. USENIX Association, 2016.
- [24] B. Liskov, A. Adya, M. Castro, S. Ghemawat, R. Gruber, U. Maheshwari, A. C. Myers, M. Day, and L. Shriram. Safe and efficient sharing of persistent objects in thor. *ACM SIGMOD Record*, 25(2):318–329, 1996.
- [25] M. Liu, M. Zhang, K. Chen, X. Qian, Y. Wu, W. Zheng, and J. Ren. Duetm: Building durable transactions with decoupling for persistent memory. In *Proceedings of the Twenty-Second International Conference on Architectural Support for Programming Languages and Operating Systems*, pages 329–343. ACM, 2017.
- [26] D. E. Lowell and P. M. Chen. Free transactions with rio vista. In *ACM SIGOPS Operating Systems Review*, volume 31, pages 92–101. ACM, 1997.
- [27] Y. Lu, J. Shu, Y. Chen, and T. Li. Octopus: an rdma-enabled distributed persistent memory file system. In *2017 USENIX Annual Technical Conference (USENIX ATC 17)*, pages 773–785. USENIX Association, 2017.
- [28] A. Memaripour, A. Badam, A. Phanishayee, Y. Zhou, R. Alagappan, K. Strauss, and S. Swanson. Atomic in-place updates for non-volatile main memories with kamino-tx. In *EuroSys*, pages 499–512, 2017.
- [29] Micron. Nvdim. <https://www.micron.com/products/dram-modules/nvdim/>.
- [30] T. Mueller. H2 database, 2012.
- [31] S. Nalli, S. Haria, M. D. Hill, M. M. Swift, H. Volos, and K. Keeton. An analysis of persistent memory use with whisper. In *Proceedings of the Twenty-Second International Conference on Architectural Support for Programming Languages and Operating Systems*, pages 135–148. ACM, 2017.
- [32] K. Nguyen, L. Fang, G. Xu, B. Demsky, S. Lu, S. Alamian, and O. Mutlu. Yak: A high-performance big-data-friendly garbage collector. In *Proc. the 12th USENIX Conference on Operating Systems Design and Implementation*, 2016.
- [33] ObjectDB Software Ltd. Jpa performance benchmark (jpab). <http://www.jpab.org/>.
- [34] J. O’Toole, S. Nettles, and D. Gifford. Concurrent compacting garbage collection of a persistent heap. In *ACM SIGOPS Operating Systems Review*, volume 27, pages 161–174. ACM, 1994.
- [35] M. Paleczny, C. Vick, and C. Click. The java hotspot tm server compiler. In *Proceedings of the 2001 Symposium on Java TM Virtual Machine Research and Technology Symposium-Volume 1*, pages 1–1. USENIX Association, 2001.
- [36] J. Paterson, S. Edlich, H. Hörning, and R. Hörning. db4o. 2006.
- [37] S. Pelley, P. M. Chen, and T. F. Wenisch. Memory persistency. *ACM SIGARCH Computer Architecture News*, 42(3):265–276, 2014.
- [38] M. Satyanarayanan, H. H. Mashburn, P. Kumar, D. C. Steere, and J. J.

- Kistler. Lightweight recoverable virtual memory. *ACM Transactions on Computer Systems (TOCS)*, 12(1):33–57, 1994.
- [39] J. Seo, W.-H. Kim, W. Baek, B. Nam, and S. H. Noh. Failure-atomic slotted paging for persistent memory. In *Proceedings of the Twenty-Second International Conference on Architectural Support for Programming Languages and Operating Systems*, pages 91–104. ACM, 2017.
- [40] R. Shahriyar, S. M. Blackburn, X. Yang, and K. S. McKinley. Taking off the gloves with reference counting immix. *ACM SIGPLAN Notices*, 48(10):93–110, 2013.
- [41] The Transaction Processing Council. TPC-C Benchmark V5.11. <http://www.tpc.org/tpcc/>.
- [42] H. Volos, A. J. Tack, and M. M. Swift. Mnemosyne: Lightweight persistent memory. In *ACM SIGARCH Computer Architecture News*, volume 39, pages 91–104. ACM, 2011.
- [43] S. J. White and D. J. DeWitt. *QuickStore: A high performance mapped object store*, volume 23. ACM, 1994.
- [44] F. Xia, D. Jiang, J. Xiong, and N. Sun. Hikv: A hybrid index key-value store for dram-nvm memory systems. In *2017 USENIX Annual Technical Conference (USENIX ATC 17)*, pages 349–362, Santa Clara, CA, 2017. USENIX Association.
- [45] J. Yang, Q. Wei, C. Chen, C. Wang, K. L. Yong, and B. He. Nv-tree: reducing consistency cost for nvm-based single level systems. In *13th USENIX Conference on File and Storage Technologies (FAST 15)*, pages 167–181, 2015.
- [46] Y. Yu, T. Lei, W. Zhang, H. Chen, and B. Zang. Performance analysis and optimization of full garbage collection in memory-hungry environments. In *Proceedings of the 12th ACM SIGPLAN/SIGOPS International Conference on Virtual Execution Environments*, pages 123–130. ACM, 2016.
- [47] Y. Zhang, J. Yang, A. Memaripour, and S. Swanson. Mojim: A reliable and highly-available non-volatile memory system. *ACM SIGPLAN Notices*, 50(4):3–18, 2015.