

Strong Ramsey Games in Unbounded Time

Stefan David^{*1}, Ivailo Hartarsky^{†2} and Marius Tiba^{‡1}

¹University of Cambridge, Department of Pure Mathematics and Mathematical Statistics, Wilberforce Road, Cambridge, UK CB3 0WA

²Département de Mathématiques et Applications, École Normale Supérieure, CNRS, PSL Research University, Sorbonne Universités, 45 rue d'Ulm, 75005 Paris, France

Abstract

For two graphs B and H the strong Ramsey game $\mathcal{R}(B, H)$ on the board B and with target H is played as follows. Two players alternately claim edges of B . The first player to build a copy of H wins. If none of the players win, the game is declared a draw. A notorious open question of Beck [4–6] asks whether the first player has a winning strategy in $\mathcal{R}(K_n, K_k)$ in bounded time as $n \rightarrow \infty$. Surprisingly, in a recent paper [16] Hefetz, Kusch, Narins, Pokrovskiy, Requilé and Sarid constructed a 5-uniform hypergraph \mathcal{H} , for which they prove that the first player does not have a winning strategy in $\mathcal{R}(K_n^{(5)}, \mathcal{H})$ in bounded time. They naturally ask whether the same result holds for graphs. In this paper we make further progress in decreasing the rank.

In our first main result, we construct a graph G (in fact $G = K_6 \setminus K_4$) and prove that the first player does not have a winning strategy in $\mathcal{R}(K_n \sqcup K_n, G)$ in bounded time. As an application of this result we deduce our second main result in which we construct the 4-uniform hypergraph G' and prove that the first player does not have a winning strategy in $\mathcal{R}(K_n^{(4)}, G')$ in bounded time. This improves the result in the paper above.

By compactness, an equivalent formulation of our first result is that the game $\mathcal{R}(K_\omega \sqcup K_\omega, G)$ is a draw. Another reason for interest in the board $K_\omega \sqcup K_\omega$ is a folklore result that the disjoint union of two finite positional games both of which are first player wins is also a first player win. An amusing corollary of our first result is that at least one of the following two natural statements is false: (1) for every graph H , $\mathcal{R}(K_\omega, H)$ is a first player win; (2) for every graph H if $\mathcal{R}(K_\omega, H)$ is a first player win, then $\mathcal{R}(K_\omega \sqcup K_\omega, H)$ is also a first player win. Surprisingly we cannot decide between the two.

Keywords: Positional games, Ramsey games, Strong games

^{*}sd637@cam.ac.uk

[†]ivailo.hartarsky@ens.fr (Corresponding author)

[‡]mt576@cam.ac.uk

1 Introduction

Positional games were first studied by Hales and Jewett [13] and Erdős and Selfridge [10]. The general setting was given by Berge [8], but the field was shaped by the numerous works of Beck since the early 80s including [1–7]. Though the most natural positional games are the strong ones, in which both players compete to achieve the same objective, the theory has largely deviated from this direction due to the prohibitive difficulty of strong games. Many weak variants have been developed and have proved more suitable for study, like Maker-Breaker games, for which much is known (see e.g. [6]). However, the strong games remain very poorly understood.

In the present paper we study instances of a particular type of strong game – the strong Ramsey game. This was first introduced by Harary [14] for cliques and later for arbitrary graphs [15]. In the strong Ramsey game, or simply the *Ramsey game*, $\mathcal{R}(B, H)$ on a finite or infinite graph B , called the *board*, with *target graph* H , two players, **P1** and **P2**, alternate to take previously unclaimed edges of B , starting with **P1**. The first player to claim an isomorphic copy of H *wins* and if none does so in finite time, the game is declared a *draw*. More generally, one might take B and H to be r -uniform hypergraphs. This setting was already mentioned by Beck and Csirmaz and Beck in [1, 7].

For fixed graphs B, H , in $\mathcal{R}(B, H)$, a very general strategy stealing argument due to Nash shows that **P2** cannot have a winning strategy. Moreover, for any fixed target graph H it follows from Ramsey’s theorem [18] that $\mathcal{R}(K_n, H)$ cannot end in a draw for n sufficiently large. Therefore, in $\mathcal{R}(K_n, H)$ **P1** has a winning strategy for n sufficiently large. The strategy given by this argument is not explicit, and indeed almost no examples of explicit strategies are known. In particular, no explicit strategy has been exhibited for $\mathcal{R}(K_n, K_k)$ with $k \geq 5$ and n large.

This fact makes it difficult to attack most natural questions in the field. For instance a notorious open question popularised by Beck [4–6] asks if, for fixed k , in the game $\mathcal{R}(K_n, K_k)$, **P1** has a winning strategy in bounded time as $n \rightarrow \infty$. An easy compactness argument shows that this is equivalent to the game $\mathcal{R}(K_\omega, K_k)$ being a **P1**-win. The answer is conjectured to be in the affirmative [4, 5, 17] but no progress has been made on the problem for $k \geq 5$. Beck emphasised the importance of the question when he listed the question among his “7 most humiliating open problems” [6]. In the opposite direction, another notorious open question asks if for every fixed target graph H in the game $\mathcal{R}(K_n, H)$, **P1** has a winning strategy in bounded time as $n \rightarrow \infty$. In a recent paper [16], Hefetz, Kusch, Narins, Pokrovskiy, Requilé and Sarid addressed the natural generalisation to hypergraphs, and changed

the intuition about this phenomenon completely. Surprisingly, in [16] they exhibited a target 5-uniform hypergraph \mathcal{H} for which they constructed an explicit drawing strategy for **P2** in the game $\mathcal{R}(K_\omega^{(5)}, \mathcal{H})$, or equivalently they proved that in the game $\mathcal{R}(K_n^{(5)}, \mathcal{H})$ **P1** does not have a winning strategy in bounded time as $n \rightarrow \infty$. This result provides strong evidence that just strategy stealing and Ramsey-type arguments are insufficient to attack Beck's conjecture.

However, the corresponding question for graphs, as asked in [16], still remains open. As we explain in Section 2, as the rank decreases this question becomes much harder. In this paper we make further progress in decreasing the rank. In the first main result we exhibit a graph G (in fact $G = K_6 \setminus K_4$, see Figure 1), for which we prove in Theorem 2.2 that in $\mathcal{R}(K_n \sqcup K_n, G)$ **P1** does not have a winning strategy in bounded time. This requires a much more elaborate strategy than the one in [16]. Based on the principle that increasing the rank makes the question easier, we exhibit a 4-uniform hypergraph G' , for which we deduce in our second main result, Theorem 2.7, that in $\mathcal{R}(K_n^{(r)}, G')$ **P1** does not have a winning strategy in bounded time. The proof of Theorem 2.7 is readily adapted to any rank $r \geq 4$ and the corresponding hypergraph G' is obtained from G by adding $r - 2$ vertices to all edges. This improves the result of [16].

Again, by compactness, all our results can be formulated for infinite boards. For example, an equivalent formulation of our main result is that $\mathcal{R}(K_\omega \sqcup K_\omega, G)$ is a draw. Another reason for interest in this board is a folklore result that the disjoint union of two finite positional games both of which are **P1**-wins is also a **P1**-win (see [9] for a simple proof). An important corollary of Theorem 2.2 is that the graph G provides a counterexample to one of two compelling conjectures. Theorem 2.5 states that it is not the case that on the one hand for every graph H $\mathcal{R}(K_\omega, H)$ is a **P1**-win and on the other hand for every graph H if $\mathcal{R}(K_\omega, H)$ is a **P1**-win, then $\mathcal{R}(K_\omega \sqcup K_\omega, H)$ is also a **P1**-win.

The rest of our paper is organised as follows. In Section 2 we state our results and provide an overview of the main arguments. In Section 3 we establish the key lemmas which are used repeatedly in the proof of our main results. In Section 4 we construct a drawing strategy for **P2** in $\mathcal{R}(K_\omega \sqcup K_\omega, G)$. In Section 5 we derive a drawing strategy for **P2** in $\mathcal{R}(K_\omega^{(4)}, G)$. In Section 6 we discuss several of the key ideas and interesting features of this work and state some related open questions.

2 Overview

Before we start we define some basic notions about strategies. A *strategy for $\mathbf{P1}$* is a function from the set of all possible configurations of the game before $\mathbf{P1}$'s move to the set of all moves such that for any such given configuration of the game, the strategy outputs a legal move for $\mathbf{P1}$. A *winning strategy for $\mathbf{P1}$* is a strategy for $\mathbf{P1}$ such that he wins the game if he follows the strategy no matter how $\mathbf{P2}$ plays. If this is the case, we say that the game is a *$\mathbf{P1}$ -win*. A *drawing strategy for $\mathbf{P1}$* is a strategy for $\mathbf{P1}$ such that he does not lose the game if he follows the strategy no matter how $\mathbf{P2}$ plays. It is known that either $\mathbf{P1}$ has a winning strategy or $\mathbf{P2}$ has a winning strategy or both $\mathbf{P1}$ and $\mathbf{P2}$ have drawing strategies.

2.1 Sketch of the main arguments

The strategy of [16]. Let us first outline the arguments in [16]. There they exhibited a hypergraph \mathcal{H} composed of an identifiable ‘core’ C and a pair of hyperedges from a unique vertex of degree 2 to a pair of sockets in the core. For this hypergraph they constructed a drawing strategy for $\mathbf{P2}$ in $\mathcal{R}(K_\omega^{(5)}, \mathcal{H})$ as follows. In the first stage $\mathbf{P2}$ builds a core disjoint from $\mathbf{P1}$'s first hyperedge directly without obstruction by $\mathbf{P1}$ (in $|E(C)|$ moves) and then examines $\mathbf{P1}$'s configuration. In the second stage, if $\mathbf{P1}$ has all but one hyperedges of \mathcal{H} , $\mathbf{P2}$ blocks $\mathbf{P1}$'s threats as long as he keeps making new ones. The hypergraph \mathcal{H} is such that $\mathbf{P1}$ cannot force a win by making such successive threats. Moreover, at the end of this stage, after $\mathbf{P1}$'s move, $\mathbf{P1}$ has constructed at most one core which does not use $\mathbf{P1}$'s first edge (under mild conditions, e.g. $\delta(C) \geq 3$). If at some point after $\mathbf{P1}$'s move he does not have a threat, then in the third and final stage $\mathbf{P2}$ takes a hyperedge of the pair from one of the sockets to a new vertex, making a threat of his own. This forces $\mathbf{P1}$ to respond with the corresponding hyperedge from the other socket. Then $\mathbf{P2}$ repeats this to infinity, in such a way that $\mathbf{P1}$ cannot use his responses to $\mathbf{P2}$'s threats to complete a threat of his own. $\mathbf{P2}$ can certainly carefully choose which socket to attack from (under the condition that both hyperedges of the pair intersect all hyperedges of \mathcal{H}), because $\mathbf{P1}$ only has one core not using his first hyperedge. Indeed, if the sockets corresponding to the cores of $\mathbf{P1}$ and $\mathbf{P2}$ coincide, then $\mathbf{P2}$ can take a hyperedge from either socket and otherwise $\mathbf{P2}$ can choose his threat so that $\mathbf{P1}$'s response is not from a socket of $\mathbf{P1}$.

Modifications of the strategy of [16] for other ranks. Unfortunately, the possibility to build a core directly unhindered by the other player relies heavily on the high rank of the hypergraphs. It seems unlikely that such a strategy can be adapted for graphs, because **P1** can always delay the construction of a non-trivial identifiable core.

On the other hand, it is intuitively clear that in general if several vertices are added to all hyperedges of a hypergraph, for which a drawing strategy of this type is known, then the resulting hypergraph also admits a drawing strategy along the same lines, as it trivially follows under the conditions in [16]. Hence, it seems to be easier achieving a draw in the Ramsey game on $K_\omega^{(r)}$ is easier when r is larger.

Drawing on the board $K_\omega \sqcup K_\omega$. Let us now sketch our drawing strategy for **P2** in $\mathcal{R}(K_\omega \sqcup K_\omega, G)$. Recall the graph G (see Figure 1) – four triangles glued along an edge, called the ‘base’, is composed of a ‘core’ – two of these triangles – and two extra ‘pairs’ of edges – the other two triangles with the base removed. In general, we can think of G as a graph (or hypergraph) having a core with two sockets and two pairs of edges from two vertices of degree 2 to the two sockets. We further ask that G satisfies that each vertex of degree 4 or less actually has degree 2 and is connected to the two sockets and also that each socket is attached to quite some structure. In our concrete case the two endpoints of the base are the sockets.

Our strategy is essentially in four stages. In the first stage **P2** builds a core in K^2 (the copy of K_ω in which **P1** does not take his first edge). While doing this **P2** remains ahead of **P1** in building G in K^2 , which is intuitively possible, since **P2** is the first player in K^2 , and makes sure that **P1** has at most $|E(G)| - 3$ edges in K^1 (where $K_\omega \sqcup K_\omega = K^1 \sqcup K^2$). At the end of this stage, after **P1**’s move, **P2** examines the configuration and chooses a ‘good’ socket with certain technical properties. In the second stage **P2** aims to build the first pair by making a (possibly infinite) series of attempts from the good socket to new vertices until **P1** stops blocking him. At the beginning of the third stage **P2** checks if **P1** has a threat in K^1 having made sure that **P1** does not have a threat in K^2 . If this is the case, **P2** blocks **P1**’s (possibly infinite) threats as long as **P1** keeps making new ones in K^1 . The graph G is again such that **P1** cannot force a win by making such consecutive threats. If at some point **P1** does not have a threat in K^1 , then, in the fourth stage, **P2** aims to build the second pair in K^2 and complete G by making a (possibly infinite) series of threats from the good socket to new vertices. Moreover, in this way **P2** makes sure that **P1**’s responses to his threats cannot be part of a threat of **P1**.

Let us highlight the main new ideas in the present paper by contrasting them to the ideas in [16], underlining the key difficulties. Firstly and most importantly, a crucial part of [16] is constructing a strategy for **P2** to build the core directly unhindered by **P1**. However, this is no longer feasible for graphs. So instead the key ingredient in the present paper is to construct a strategy in which on the one hand in K^2 at all times, after **P1**'s move, **P2** has built at least as much of G as **P1** and on the other hand by the time **P2** completes his core in K^2 , after **P1**'s move, in K^1 **P1** has at most $|E(G)| - 3$ edges. In such a strategy it is not enough for **P2** to focus on building his core as fast as he can, but he also needs to delay **P1** at least as much as he is delayed by **P1**. This delay can be as much as two moves and it makes the strategy itself highly non-trivial (see Figure 3). The strategy for building the core in [16] can naturally be seen as a weak Ramsey game fast strategy, while ours does incorporate all the features that distinguish the strong Ramsey game from the weak one. Moreover, even this is too much to ask and in one of the special cases **P2** actually needs to abandon a core he has built and make a new one.

Secondly, after having built the core **P2** tries to claim the two pairs of edges, completing G , and while doing so allows **P1** to get a star from one well-chosen 'special' socket along with 3 additional edges. Let us investigate the possibility of **P1** completing G before **P2**. Since every edge of G has at most one low degree vertex and none of degree 1, **P1** can use at most three edges of the star. Let us make a dichotomy. Either **P1** uses none of the edges of the star in a G or he uses at least one of them. In the former case **P1** only has the 3 additional edges, which is not enough to complete a G , since by the time **P2** constructed his core **P1** was not ahead of **P2** in K^2 . In the latter case, since every vertex of low degree is connected only to the two sockets, the special socket chosen by **P2** is necessarily one of the sockets of **P1**. However, when **P2** chooses it, he can do so, making sure that **P1** does not have enough structure attached to it. In order for a strategy along these lines to work it is important to allow only a small delay in building the core. In this frame of mind it is useful to allow possibly several pairs on top of a 'small' core, as then the core is easier to construct.

Deducing results for hypergraphs. Along the lines we already discussed, one might consider extending a graph G , for which in $\mathcal{R}(K_\omega \sqcup K_\omega, G)$ **P2** has a drawing strategy, to a higher rank uniform hypergraph G' by adding several vertices to all edges, and expect that in $\mathcal{R}(K_\omega^{(r)}, G')$ **P2** also has a drawing strategy of the same type. However, contrary to [16], since we allow delay in our strategy for 2-uniform hypergraphs, this is no longer automatic.

Nevertheless, from our main result (Theorem 2.2) in which we prove that in $\mathcal{R}(K_\omega \sqcup K_\omega, G)$ **P2** has a drawing strategy we deduce in Theorem 2.7 that in $\mathcal{R}(K_\omega^{(4)}, G')$ **P2** also has a drawing strategy, which improves the result of [16]. Let us further discuss this implication.

Recall that in the game $\mathcal{R}(K_\omega^1 \sqcup K_\omega^2, G)$ in the drawing strategy for **P2**, under the assumption that **P1** picks the first edge in K_ω^1 , **P2** plays only in K_ω^2 in the first and second stage. At the beginning of the third stage, **P1** can have at most $|E(G)| - 1$ edges outside K_ω^2 ; **P2** checks if **P1** has a threat in K_ω^1 and if this is the case, **P2** blocks **P1**'s threats as long as he keeps making new ones in K_ω^1 . If at some point **P1** does not have a threat in K_ω^1 , in the forth stage **P2** continues to play only in K_ω^2 until the end of the game. If instead we consider the game $\mathcal{R}(\sqcup_i K_\omega^{1,i} \sqcup K_\omega^2, G)$, exactly the same drawing strategy for **P2** works. At the beginning of the third stage **P1** can have at most $|E(G)| - 1$ edges outside K_ω^2 and so if he has a threat in one copy of K_ω^1 , then he has no edges in the other copies of K_ω^1 . But this is an overkill. Note that even if **P1** would have a threat in one copy of K_ω^1 and during the third stage he would be given extra edges in the other copies of K_ω^1 , as long as he does not get threats in the other copies, the same drawing strategy for **P2** works.

The idea is for **P2** to suitably embed copies of the board K_ω inside the board $K_\omega^{(4)}$ in such a way that every G' in $K_\omega^{(4)}$ corresponds to a G in some copy K_ω , and use a very simplified version of the drawing strategy for $\mathcal{R}(K_\omega \sqcup K_\omega, G)$. In order to do this, note that in the board $K_\omega^{(4)}$ the subset of hyperedges that contain a fixed pair $\{X, Y\}$ of points is naturally identified with the edges of the 2-uniform board $K_\omega^{(2)}$; we call this set of hyperedges the $K_\omega^{X,Y}$ board. In this frame of mind, the game $\mathcal{R}(K_\omega^{(4)}, G')$ can be identified with the game $\mathcal{R}(\cup_{X \neq Y} K_\omega^{X,Y}, G)$ mentioned above, with the only difference that this time the $K_\omega^{X,Y}$ boards can intersect. In other words each edge of **P1** appears in six of the $K_\omega^{X,Y}$ boards. This difference represents a serious difficulty in constructing a similar drawing strategy for **P2** and in order to overcome it we need to rely heavily on the higher rank in two ways. Firstly, in $K_\omega^{(4)}$ any two such boards $K_\omega^{X_1, Y_1}$ and $K_\omega^{X_2, Y_2}$ corresponding to disjoint pairs $\{X_1, Y_1\}$ and $\{X_2, Y_2\}$ intersect barely in one hyperedge $X_1 X_2 Y_1 Y_2$. In contrast, in $K_\omega^{(3)}$ any two such boards $K_\omega^{X_1}$ and $K_\omega^{X_2}$ intersect in an infinite number of edges. Secondly, in $K_\omega^{(4)}$ **P2** has enough mobility to construct the core directly, unhindered by **P1**, and even more.

The drawing strategy for **P2** in $\mathcal{R}(K_\omega^{(4)}, G')$ is as follows. Using the freedom provided by the higher rank, in the first stage **P2** manages to construct the core directly in a fixed board $K_\omega^{A,B}$ disjoint from the first hyperedge as

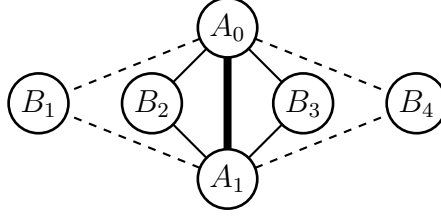


Figure 1: The graph G . The dashed lines form the two ‘pairs’ of edges, the solid lines form the core and the base is thickened.

well as another hyperedge of **P1**. Thereafter **P2** continues playing along the most favourable scenario of the drawing strategy of **P2** in $\mathcal{R}(K_\omega \sqcup K_\omega, G)$. Accordingly, in the second and forth stage **P2** continues to play only in the board $K_\omega^{A,B}$ almost verbatim. As each edge of **P1** appears in six of the $K_\omega^{X,Y}$ boards the third stage is more complicated. However, it remains true that at the beginning of the the third stage **P1** has a threat in at most one of the $K_\omega^{X,Y}$ boards. If this is the case and **P1** has a threat in the board $K_\omega^{U,V}$, **P2** blocks **P1**’s threats in this board as long as he keeps making new ones. In doing so **P1** also involuntary gets edges in some other $K_\omega^{X,Y}$ boards. However, it also remains true that in this process **P1** does not get threats in the other $K_\omega^{X,Y}$ boards, which allows **P2** in the third stage to play only in the board $K_\omega^{U,V}$ verbatim. The proof that this strategy works requires a much more careful analysis. Regardless of these technical issues, the fact remains that the strategy is nearly trivialised by increasing the rank.

2.2 Results

In this section we state our main results. We begin by defining the graph we study.

Definition 2.1. *Let $G = (V, E)$ be the graph with vertex set $V = \{A_0, A_1, B_1, B_2, B_3, B_4\}$ and edge set $E = \{A_0A_1, A_0B_i, A_1B_i \mid i = 1, \dots, 4\}$ (see Figure 1). With a slight abuse of notation we shall refer to any isomorphic copy of G as G .*

We call the edge A_0A_1 the base of G . Note that any automorphism of G fixes the base, so it is well defined.

The following is the central result of this paper.

Theorem 2.2. *The game $\mathcal{R}(K_\omega \sqcup K_\omega, G)$ is a draw.*

Before we start the proof, let us mention some consequences of the Theorem and its proof. The strategy we give also proves the following more appealing form of the result.

Corollary 2.3. *In the game $\mathcal{R}(K_n \sqcup K_n, G)$ **P1** does not have a strategy which guarantees him a win in less than $2n - O(1)$ total moves, as $n \rightarrow \infty$.*

Remark 2.4. *Note that if we restrict our attention to the second copy of K_ω (assuming that **P1** starts the game in the first one), the proof gives an explicit non-losing strategy for the first player in $\mathcal{R}(K_\omega, G)$.*

We state the next direct corollary as a theorem in order to emphasize its importance.

Theorem 2.5. *It is not the case that on the one hand for every graph H $\mathcal{R}(K_\omega, H)$ is a **P1**-win and on the other hand for every graph H if $\mathcal{R}(K_\omega, H)$ is a **P1**-win, then $\mathcal{R}(K_\omega \sqcup K_\omega, H)$ is also a **P1**-win.*

Another consequence concerns hypergraphs. Below we define the hypergraph we study.

Definition 2.6. *Let G' be the 4-uniform hypergraph obtained from our graph G as $V(G') = V(G) \sqcup \{X, Y\}$ and $E(G') = \{e \sqcup \{X, Y\}, e \in E(G)\}$.*

The following is the main consequence of our method that we used to prove the central result.

Theorem 2.7. *The game $\mathcal{R}(K_\omega^{(4)}, G')$ is a draw.*

As before, one can also deduce a statement for finite boards from our proof.

Corollary 2.8. *In the game $\mathcal{R}(K_n^{(4)}, G')$ **P1** does not have a strategy which guarantees him a win in less than $2n - O(1)$ total moves, as $n \rightarrow \infty$.*

3 Preliminaries

3.1 Definitions and notation

For this section and the next one we consider the game $\mathcal{R}(K_\omega \sqcup K_\omega, G)$. Denote the two disjoint copies of K_ω constituting the board by K^1 and K^2 and assume without loss of generality that **P1**'s first edge is taken in K^1 . For the following set of definitions we consider the game at a certain stage.

Definition 3.1. We say that a given graph G is **P1**-free if **P1** has no edges in G and we say it is **P2**-free if **P2** has no edges in G .

Definition 3.2. For a given graph G , let $e_{\mathbf{P1}}(G)$ be the number of edges in G taken by **P1** if G is **P2**-free; otherwise, define it to be 0. Define similarly $e_{\mathbf{P2}}(G)$. For a given vertex A let $\deg_{\mathbf{P1}}(A)$ and $\deg_{\mathbf{P2}}(A)$ be the number of edges that contain A taken by **P1** and **P2**, respectively.

Definition 3.3. We say that a vertex F is **P1**-free if $\deg_{\mathbf{P1}}(F) = 0$, we say it is **P2**-free if $\deg_{\mathbf{P2}}(F) = 0$ and we say it is free if $\deg_{\mathbf{P1}}(F) = \deg_{\mathbf{P2}}(F) = 0$.

Definition 3.4. We call an edge A_0A_1 taken by **P2** in K^2 a semi-base if there exists a special vertex $X \in \{A_0, A_1\}$ such that:

- (i) **P1** does not have a triangle that contains the special vertex X ;
- (ii) **P1** does not have a 4-cycle X, C_1, C_2, C_3 that contains the special vertex X with the edge XC_2 not taken by **P2**.

If, in addition, there exists a pair of vertices $\{B_1, B_2\}$ in K^2 such that **P2** has the edges $A_0B_1, A_0B_2, A_1B_1, A_1B_2$, then we call the edge A_0A_1 a potential base.

Remark 3.5. If the edge A_0A_1 is a semi-base with special vertex X , then if later in the game **P1** constructs an additional star XE_1, XE_2, \dots from X to **P1**-free vertices E_1, E_2, \dots together with exactly r extra edges, then he has at most r triangles that contain X .

3.2 Lemmas

In this section we present the main observations and lemmas we need in Section 4 in order to show that **P2** has a drawing strategy in certain configurations.

For technical reasons, we consider the version of the game in which the game either stops when **P2** has a G or it continues to infinity. In order to show that **P2** has a drawing strategy, it is enough to show that in all games at the end **P1** does not have a G . Note that even if the game stops at a later (but still finite) time, it is still enough to check that at the end of the game **P1** does not have a G .

The following is the main lemma we use in the proof.

Lemma 3.6. Assume that before **P2**'s turn, the game has the following properties:

- (a) **P1** has at most six edges in K^1 ;
- (b) for any G in K^2 , $e_{\mathbf{P1}}(G) \leq 5$;
- (c) **P2** has a potential base A_0A_1 .

Then, **P2** has a drawing strategy.

Proof. Without loss of generality let A_0 be the special vertex of the semi-base A_0A_1 and let vertices $\{B_0, B_1\}$ in K^2 be such that **P2** has edges $A_0A_1, A_0B_1, A_0B_2, A_1B_1, A_1B_2$.

In order to show that **P2** has a drawing strategy, we consider the following line of play for **P2** and we check that at the end of the game (or possibly later) **P1** does not have a G .

In the first stage, **P2** takes an edge from A_1 to a **P1**-free vertex E_1 and then he keeps taking edges from A_1 to **P1**-free vertices E_i as long as **P1** takes the edges A_0E_{i-1} , for $i \geq 2$. Assume this continues to infinity. We claim that at the end **P1** does not have a G . Indeed, **P1** cannot have a G in K^2 that contains some A_0E_i as $\deg_{\mathbf{P1}}(E_i) = 1$. Also, **P1** cannot have a G in K^1 or K^2 that does not contain A_0E_1, \dots as $e_{\mathbf{P1}}(G) \leq 6$ by (a) and (b). Otherwise, assume that **P2** takes some A_1E_k but **P1** does not take A_0E_k . Then **P2** takes A_0E_k and **P1** has two extra edges.

In the second stage, consider two cases:

Case I. For any G in K^1 , $e_{\mathbf{P1}}(G) \leq 7$.

Then **P2** takes an edge from A_1 to a **P1**-free vertex E_{k+1} and then he keeps taking edges from A_1 to **P1**-free vertices E_i as long as **P1** takes the edges A_0E_{i-1} for $i \geq k+2$. Assume this continues to infinity. In this line of play, **P1** takes an additional star from A_0 to **P1**-free vertices and 2 extra edges. We claim that at the end **P1** does not have a G . Indeed, **P1** cannot have a G in K^1 as $e_{\mathbf{P1}}(G) \leq 7$. Moreover, **P1** cannot have a G in K^2 that does not contain A_0E_1, \dots as $e_{\mathbf{P1}}(G) \leq 5 + 2$ by (b). On the other hand, **P1** cannot have a G in K^2 that contains some A_0E_i , as neither of the vertices A_0 and E_i can be in the base. This is because **P1** has at most 2 triangles that contain vertex A_0 by Remark 3.5, and $\deg_{\mathbf{P1}}(E_i) \leq 1 + 2$.

Otherwise, assume that **P2** takes some A_1E_l with $l \geq k+1$, but **P1** does not take A_0E_l . Then **P2** takes A_0E_l and constructs a G . The game stops. In this line of play, **P1** takes an additional star from A_0 to **P1**-free vertices and 3 extra edges. We claim that **P1** does not have a G . Indeed, **P1** cannot have a G in K^1 as $e_{\mathbf{P1}}(G) \leq 7 + 1$. Moreover, **P1** cannot have a G in K^2 that does not contain A_0E_1, \dots as $e_{\mathbf{P1}}(G) \leq 5 + 3$ by (b). On the other hand, **P1** cannot have a G in K^2 that contains some A_0E_i , as neither of the vertices

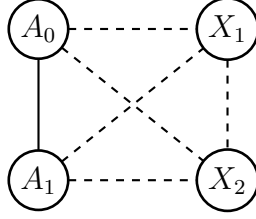


Figure 2: The 2Δ -configuration.

A_0 and E_i can be in the base. This is because **P1** has at most 3 triangles that contain vertex A_0 by Remark 3.5, and $\deg_{\mathbf{P1}}(E_i) \leq 1 + 3$. This finishes the case.

Case II. **P1** has exactly 8 edges in K^1 and there is a G^1 in K^1 such that $e_{\mathbf{P1}}(G^1) = 8$.

Then the two extra edges taken by **P1** at the end of the first stage are in K^1 and all edges taken by **P1** in K^1 are contained in G^1 . If **P1** does not have the base of G^1 , then **P2** takes it and then **P1** takes one extra edge. At this point, for any $G \in K^1$, $e_{\mathbf{P1}}(G) \leq 7$. Therefore, **P2** can use the same strategy as in **Case I.** and the conclusion follows as before.

If **P1** has the base C_0C_1 of G^1 , then for some $i_1 \in \{0, 1\}$ there exists an edge $C_{i_1}F_1$ taken by **P1**, such that $C_{1-i_1}F_1$ is not taken by **P1** (or **P2**). Then **P2** takes the edge $C_{1-i_1}F_1$ and while **P1** keeps taking edges from C_{i_n} to free vertices F_n , **P2** keeps taking the edges $C_{1-i_n}F_n$. Assume this continues to infinity. We claim that at the end **P1** does not have a G . Indeed, **P1** cannot have a G in K^1 as every vertex different from C_0, C_1 has **P1**-degree at most 2 and **P1** does not have 4 triangles incident to C_0C_1 . Also, **P1** cannot have a G in K^2 by the same argument as in the first stage.

Otherwise, assume that **P1** takes an extra edge (either in K^1 or K^2) not incident with C_0C_1 . At this point, for any $G \in K^1$, $e_{\mathbf{P1}}(G) \leq 7$. Therefore, **P2** can use the same strategy as in **Case I.** and the conclusion follows as before. This finishes the proof. \square

The following results provide a quick way to check that condition (c) of Lemma 3.6 holds.

At a certain stage of the game, and for a given edge A_0A_1 taken by **P2** in K^2 , we call an edge taken by **P1** *good for* A_0A_1 if every 4-cycle A_i, C_1, C_2, C_3 with A_iC_2 not taken by **P2** and every triangle A_i, C_1, C_2 that contain this edge also contains an edge taken by **P2**. In particular, all edges of **P1** in K^1 are good for any edge of **P2** in K^2 . We call *bad for* A_0A_1 an edge of **P1** in K^2 that is not good for A_0A_1 .

Remark 3.7. *Given an edge A_0A_1 taken by **P2** in K^2 , an edge X_1X_2 taken by **P1** in K^2 is good for A_0A_1 if and only if $\{X_1, X_2\} \cap \{A_0, A_1\} = \emptyset$ and **P2** has at least one of the edges A_0X_1 , A_0X_2 and at least one of the edges A_1X_1 , A_1X_2 .*

We call a 2Δ -configuration for an edge A_0A_1 the edges $A_0X_1, A_0X_2, A_1X_1, A_1X_2, X_1X_2$ (see Figure 2) for any two vertices X_0, X_1 disjoint from A_0, A_1 .

Lemma 3.8. *Assume that before **P2**'s turn he has an edge A_0A_1 in K^2 such that:*

- (a) ***P1** has at most 5 bad edges for A_0A_1 ;*
- (b) ***P1** does not have a 2Δ -configuration for A_0A_1 .*

Then A_0A_1 is a semi-base.

Proof. Assume for a contradiction that A_0A_1 is not a semi-base. Firstly, note that a configuration of either a triangle or a 4-cycle of **P1** which violates that A_0A_1 is a semi-base with special vertex A_i cannot contain A_{1-i} . Hence, such a configuration has exactly 2 edges incident to A_i and the rest not incident to A_0, A_1 . In particular, such a 4-cycle contains 2 edges not incident to A_0, A_1 . As **P1** has at most 5 bad edges for A_0A_1 , he must have one triangle incident to each of A_0 and A_1 . Moreover, the two triangles need to have an edge in common. Therefore, **P1** has a 2Δ -configuration, contradicting condition (b). \square

Corollary 3.9. *If in addition to the hypothesis of Lemma 3.8 there exists a pair of vertices $\{B_1, B_2\}$ in K^2 such that **P2** has the edges $A_0B_1, A_0B_2, A_1B_1, A_1B_2$, then A_0A_1 is a potential base, i.e. condition (c) of Lemma 3.6 holds.*

4 A drawing strategy

4.1 General reasoning

In this section we present a drawing strategy for **P2**. We construct it by considering various cases, according to the moves of **P1**. The following trick allows us to reduce significantly the number of cases considered: instead of considering all possible moves of **P1** up to isomorphism we often give him *additional edges*, i.e. edges taken by **P1** which are not specified immediately after **P1**'s turn, but are obviously taken into account. At a certain stage of the game, the current number of additional edges is marked as “+ n ” on

the corresponding figure and the rest of **P1**'s edges are specified. The first edge of **P1** is considered specified though it does not appear drawn. For technical reasons to be explained further, in some of the figures we indicate a restriction on the second edge of **P1** by “*”. In all the figures, **P1**'s edges are drawn as dashed lines while **P2**'s edges are drawn as continuous lines. Also, if at a certain stage of the game, **P1** has $k + 1$ edges in total (including his first edge in K^1 and at most k other edges in K^2), we say that **P1** lost l edges, if $e_{\mathbf{P1}}(G) \leq k - l$ for any G in K^2 .

The cases considered in the strategy naturally form a strict binary tree (see Figure 3), whose leaves we call *end-cases* and whose internal nodes we call *split-cases*. For technical reasons to be explained later, some of the split cases are labelled *marked split-cases*. There are 2 *special end-cases* which we treat in Subsection 4.3, namely **Case B.1.1.2.1.2.1.1.** and **Case B.1.1.2.1.2.1.2..** In this subsection we argue that in all other cases the hypothesis of Lemma 3.6 holds and conclude that **P2** has a drawing strategy.

Condition (a) of Lemma 3.6. In each of the end-cases (including the special ones), we mechanically check that **P1** has at most 5 additional edges, so he has at most 6 edges in K^1 .

Condition (b) of Lemma 3.6. It is just a little harder to check that in all non-special end-cases for all G in K^2 , $e_{\mathbf{P1}}(G) \leq 5$. For each marked split-case (see Figure 3) we see that **P1** loses (at least) l edges for a certain number $l \in \{1, 2\}$ which depends on the case. If **P1** loses l edges in a given split-case, it follows that he also loses l edges in all of its descendant cases. For each non-special end-case we refer to the closest ancestor marked split-case to see how many edges **P1** lost (see Figure 3) and check that condition (b) holds.

In order to establish that **P1** loses l edges in a marked split-case, we proceed as follows. Let $k + 1$ be the total number of edges taken by **P1**. We consider all non-isomorphic edges X_0X_1 in K^2 , such that X_0X_1 is not taken by **P2** (so X_0X_1 could potentially become the base of a G that **P1** constructs). We count the number of edges in K^2 taken by **P1** which are of the form X_iY with YX_{1-i} not taken by **P2**, or are exactly the edge X_0X_1 . We check that for each choice of X_0X_1 there are at most $k - l$ such edges. To exclude a large number of edges X_0X_1 from the very beginning, we first investigate $\deg_{\mathbf{P1}}(v)$ for all vertices v .

Condition (c) of Lemma 3.6. In each of the non-special end-cases, we mechanically check that **P2** has a potential base A_0A_1 – which is declared and marked in all pictures by a thickened edge. Firstly, we inspect that **P1** has

at most 5 bad edges for A_0A_1 by using Remark 3.7 and further that the bad edges do not form a 2Δ -configuration. Finally, we inspect that there exist two vertices B_1, B_2 such that **P2** has the edges $A_0B_1, A_0B_2, A_1B_1, A_1B_2$, so we can conclude by Corollary 3.9.

Remark 4.1. *While the verification of the conditions of Lemma 3.6 is very easy given the strategy for **P2**, it is a central part of the paper to determine that right strategy. The idea of using additional edges and reducing drastically the number of cases helped us achieve this goal.*

4.2 Cases

We will respect the convention that at each split-case the successor labelled by 1 corresponds to **P1** having taken an edge **P2** is interested in, while the one labelled by 2 corresponds to that edge being free for **P2** to take.

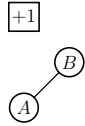


Figure 4: **General split-case.** Without loss of generality assume that the first edge **P1** takes is XY in K^1 . In response, **P2** takes the edge AB in K^2 .

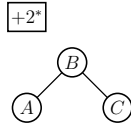
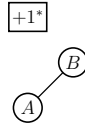


Figure 5: **Split-case A.** Assume that the second edge taken by **P1** is either in K^1 or in K^2 and is incident with either A or B . In the latter case, we may assume that it is incident with B . We indicate that either one of these is the case by a star in the figures. Then **P2** takes the edge BC , where C is any free vertex in K^2 .

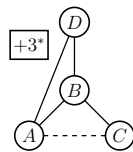
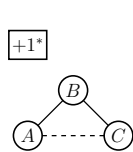


Figure 6: **Marked split-case A.1.** Assume that **P1** has AC . Then **P2** takes BD , where D is any free vertex in K^2 . Note that at least one of the edges DA, DC is not taken by any player, so assume without loss of generality that DA is not taken. Then **P2** takes DA .

P1 lost an edge.

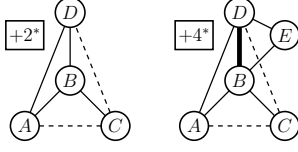


Figure 7: **End-case A.1.1.** Assume that **P1** has DC . Then **P2** takes BE , where E is any free vertex in K^2 . Note that at least one of the edges ED , EA is not taken by any player, so assume without loss of generality that ED is not taken. Then **P2** takes ED .
The potential base is BD .

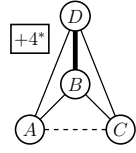


Figure 8: **End-case A.1.2.** Assume that **P1** does not have DC . Then **P2** takes this edge.
The potential base is BD .

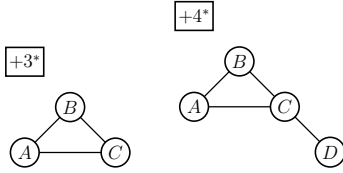


Figure 9: **Split-case A.2.** Assume that **P1** does not have AC . Then **P2** takes this edge and then plays the edge CD .

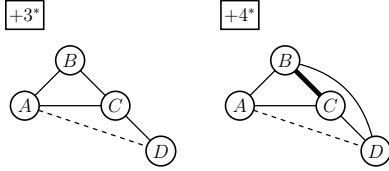


Figure 10: **End-case A.2.1.** Assume that **P1** has AD . Then he does not have BD , as D was a **P1**-free vertex before his move. Then **P2** takes BD .
The potential base is BC .

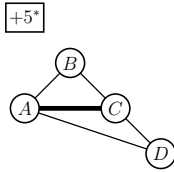


Figure 11: **End-case A.2.2.** Assume that **P2** does not have AD . Then **P2** takes this edge.
The potential base is AC .

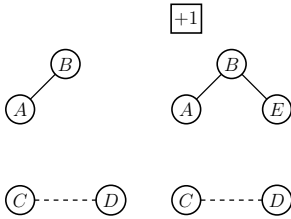


Figure 12: **Split-case B.** Assume that the second edge taken by **P1** is CD with C and D free vertices in K^2 . Then **P2** takes BE , where E is a free vertex in K^2 .

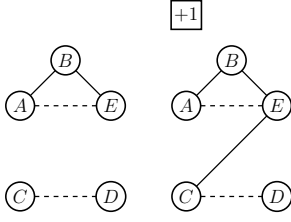


Figure 13: **Split-case B.1.** Assume that **P1** has AE . Then **P2** takes CE .

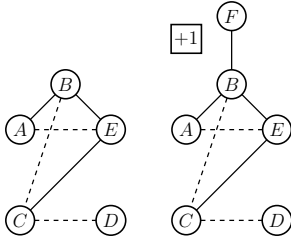


Figure 14: **Marked split-case B.1.1.** Assume that **P1** has BC . Then **P2** takes BF , where F is a free vertex in K^2 . **P1** lost an edge.

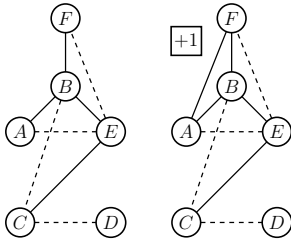


Figure 15: **Marked split-case B.1.1.1.** Assume that **P1** has EF . Then **P2** takes AF . **P1** lost two edges.

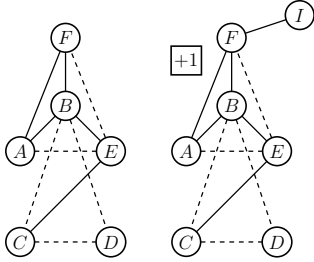


Figure 16: **Split-case B.1.1.1.1.** Assume that **P1** has BD . Then **P2** takes FI , where I is a free vertex in K^2 .

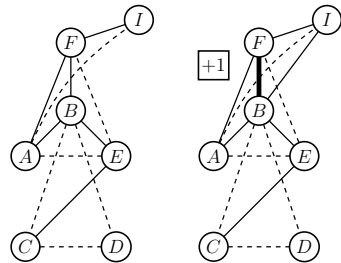


Figure 17: **End-case B.1.1.1.1.1.** Assume that **P1** has AI . Then **P2** takes BI . The potential base is BF .

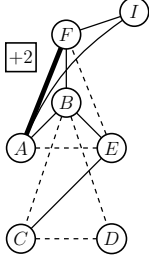


Figure 18: **End-case B.1.1.1.2.** Assume that **P1** does not have AI . Then **P2** takes this edge. The potential base is AF .

Split-case B.1.1.1.2. Figure 15-right. Assume that **P1** does not have BD .

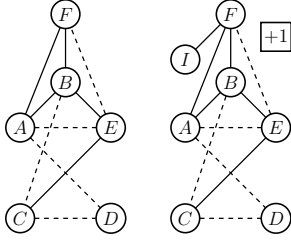


Figure 19: **Split-case B.1.1.1.2.1.** Assume that **P1** has AD or DF and without loss of generality let this edge be AD . Then **P2** takes FI , where I is a free vertex in K^2 .

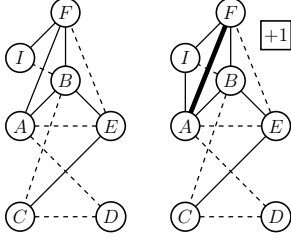


Figure 20: **End-case B.1.1.1.2.1.1.** Assume that **P1** has BI . Then **P2** takes AI . The potential base is AF .

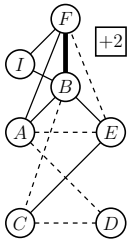


Figure 21: **End-case B.1.1.1.2.1.2.** Assume that **P1** does not have BI . Then **P2** takes this edge. The potential base is BF .

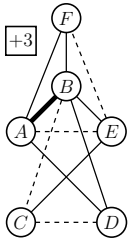


Figure 22: **End-case B.1.1.1.2.2.** Assume that **P1** has none of DA , DB or DF . Then **P1** takes BD and then one of AD and DF , which is not taken. Without loss of generality, let this edge be AD . The potential base is AB .

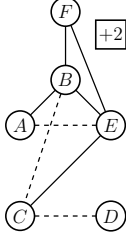


Figure 23: **Split-case B.1.1.2.** Assume that **P1** does not have EF . Then **P2** takes this edge.

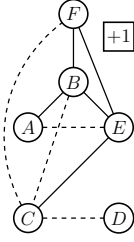


Figure 24: **Split-case B.1.1.2.1.** Assume that **P1** has CF .

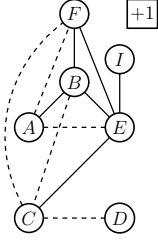
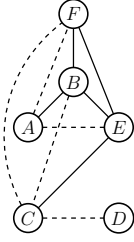


Figure 25: **Marked split-case B.1.1.2.1.1.** Assume that **P1** has AF . Then **P2** takes EI , where I is a free vertex in K^2 . **P1** lost 2 edges.

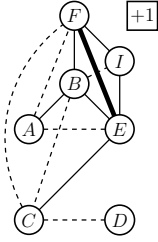
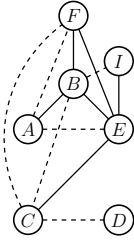


Figure 26: **End-case B.1.1.2.1.1.1.** Assume that **P1** has BI . Then **P2** takes FI . The potential base is EF .

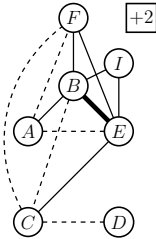


Figure 27: **End-case B.1.1.2.1.1.2.** Assume that **P1** does not have BI . Then **P2** takes this edge. The potential base is BE .

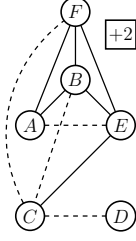


Figure 28: **Split-case B.1.1.2.1.2.** Assume that **P1** does not have AF . Then **P2** takes this edge.

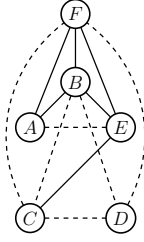


Figure 29: **Split-case B.1.1.2.1.2.1.** Assume that BF is not a semi-base. As AE is good for BF , by Lemma 3.8 **P1** must have a 2Δ -configuration using CF , BC and CD , so his two additional edges need to be BD and DF . Then **P2** takes FI , where I is a free vertex in K^2 . If **P1** does not take BI , **P2** takes it and stops. Otherwise, **P1** takes BI , then **P2** takes FJ , where J is a free vertex in K^2 . If **P1** does not take BJ , **P2** takes it and stops. Otherwise, **P1** takes BJ , then **P2** takes FK , where K is a free vertex in K^2 . If **P1** does not take BK , **P2** takes it and stops.

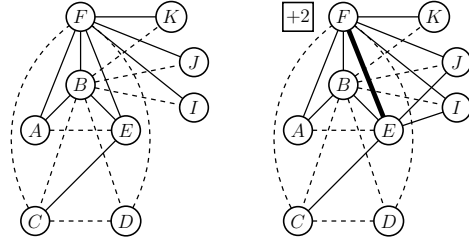


Figure 30: **Special end-case B.1.1.2.1.2.1.1.** Assume that in the strategy described in the previous case **P1** did take BI , BJ and BK successively. Then **P2** takes EI and one of EJ and EK which remains free after **P1**'s turn. Without loss of generality, let this edge be EJ . This case is treated separately in Section 4.3.

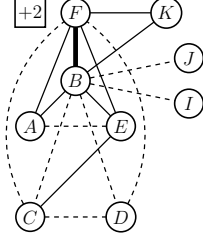


Figure 31: **Special end-case B.1.1.2.1.2.**

Assume that in the strategy described in split-case B.1.1.2.1.2.1. **P1** did not take BI , then BJ and then BK . Without loss of generality we can assume that BK and FK were taken by **P2**, provided that **P2** concede both FI and FJ if they were taken by **P2** and that we give **P1** the edges BI and BJ regardless if **P1** took them (this corresponds to the case where **P1** responded the first two times, but not the third, and **P2** promises not to use the first two edges he acquired).

This case is treated separately in Section 4.3.

End-case B.1.1.2.1.2.2. **Figure 28.** Assume that BF is a semi-base. Then this edge is a potential base.

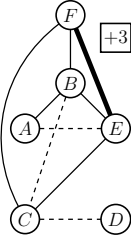


Figure 32: **End-case B.1.1.2.2.** Assume that **P1** does not have CF . Then **P2** takes this edge. The potential base is EF .

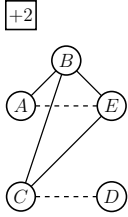


Figure 33: **Split-case B.1.2.** Assume that **P1** does not have BC . Then **P2** takes this edge.

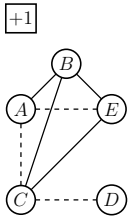


Figure 34: **Split-case B.1.2.1.** Assume that **P1** has AC .

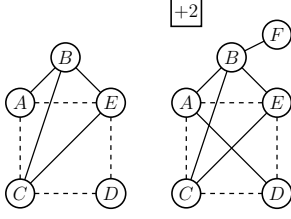


Figure 35: **Marked split-case B.1.2.1.1.**
Assume that **P1** has DE . Then **P2** takes AD and then BF , where F is a free vertex in K^2 .
P1 lost 2 edges.

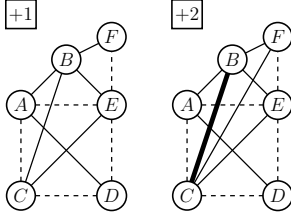


Figure 36: **End-case B.1.2.1.1.1.** Assume that **P1** has EF . Then he does not have CF , as F was a **P1**-free vertex before his move. Then **P2** takes CF .
The potential base is BC .

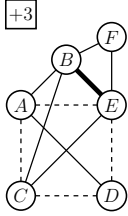


Figure 37: **End-case B.1.2.1.1.2.** Assume that **P1** does not have EF . Then **P2** takes this edge.
The potential base is BE .

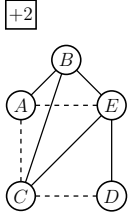


Figure 38: **Marked split-case B.1.2.1.2.** Assume that **P1** does not have DE . Then **P2** takes this edge.
P1 lost an edge.

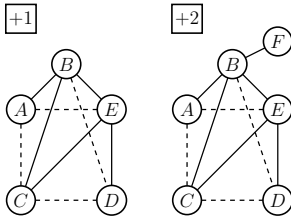


Figure 39: **Marked split-case B.1.2.1.2.1.**
Assume that **P1** has BD . Then **P2** takes BF , where F is a free vertex in K^2 .
P1 lost 2 edges.

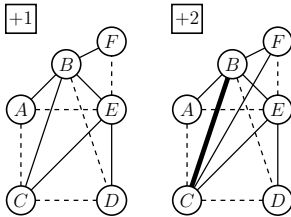


Figure 40: **End-case B.1.2.1.2.1.1.** Assume that **P1** has EF . Then he does not have CF , as F was a **P1**-free vertex before his move. Then **P2** takes CF .
The potential base is BC .

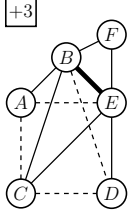


Figure 41: **End-case B.1.2.1.2.1.2.** Assume that **P1** does not have EF . Then **P2** takes this edge. The potential base is BE .

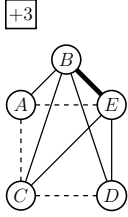


Figure 42: **End-case B.1.2.1.2.2.** Assume that **P1** does not have BD . Then **P2** takes this edge. The potential base is BE .

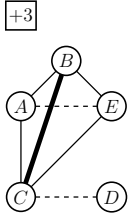


Figure 43: **End-case B.1.2.2.** Assume **P1** does not have AC . Then **P2** takes this edge. The potential base is BC .

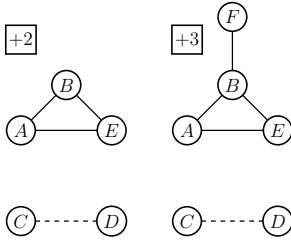


Figure 44: **Split-case B.2.** Assume that **P1** does not have AE . Then **P2** takes this edge and plays from a **P1**-free vertex among A , B and E to a free vertex in K^2 , say F . Without loss of generality assume **P2** played from B . Hence, after **P1**'s turn there is a vertex among A and E of **P1**-degree at most 1.

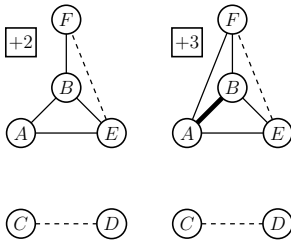


Figure 45: **End-case B.2.1.** Assume **P1** has AF or EF . Without loss of generality assume **P1** has EF . Then he does not have AF , as F was a **P1**-free vertex before his last turn. Then **P2** takes AF . The potential base is AB .

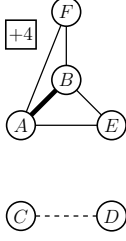


Figure 46: **End-case B.2.2.** Assume **P1** does not have any of AF and EF . Without loss of generality assume $\deg_{\mathbf{P1}}(A) \leq 1$. Then **P2** takes AF . The potential base is AB , as $\deg_{\mathbf{P1}}(A) + \deg_{\mathbf{P1}}(B) \leq 1 + 2$.

4.3 Special cases

In this subsection we present a drawing strategy for **P2** in the two special end-cases, which cannot be dealt with exactly as described above.

End-case B.1.1.2.1.2.1.1. Figure 30-right. Note that **P1** lost 3 edges (i.e. he has not won).

If **P1** does not have EK , **P2** takes it and creates a G before him. Otherwise, one of **P1**'s additional edges is EK and so **P1** lost 4 edges in fact. Then **P2** takes FL_1 , where L_1 is a free vertex and then keeps taking FL_i , where L_i is a free vertex as long as **P1** keeps taking the edges EL_{i-1} for $i \geq 2$. If this continues to infinity, **P1** cannot have a G , as he did not have one without any EL_i and $\deg_{\mathbf{P1}}(L_i) = 1$ for all i .

Otherwise, assume that **P1** does not take some EL_i . **P2** takes it and completes a G . The game stops. In this line of play, **P1** gets an additional star from E to **P1**-free vertices and afterwards an additional edge. We claim that **P1** does not have a G . Indeed, a G must contain one of the EL_j , since otherwise $e_{\mathbf{P1}}(G) \leq (11 - 4) + 1$. Since $\deg_{\mathbf{P1}}(L_j) \leq 1 + 1$, the base has to contain E . However, together with the two additional edges there are at most 3 triangles containing E – a contradiction.

End-case B.1.1.2.1.2.1.2. Figure 31. Note that **P1** lost 3 edges.

P2 proceeds as in the second stage of the proof of Lemma 3.6. Namely, he takes BL_1 and then successively takes BL_i , where L_i are free vertices, as long as **P1** keeps taking the edges FL_{i-1} for $i \geq 2$. Assume this continues to infinity. In this line of play **P1** takes an additional star from F to **P1**-free vertices. We claim that at the end **P1** does not have a G . Indeed, **P1** cannot have a G that does not contain any FL_i , as $e_{\mathbf{P1}}(G) \leq 10 - 3$. Also, **P1** cannot have a G that contains an FL_i , as $\deg_{\mathbf{P1}}(L_i) = 1$.

Otherwise, assume that **P1** does not take some FL_i , so **P2** takes it and completes a G . The game stops. In this line of play, **P1** takes an additional star from F to **P1**-free vertices and afterwards another extra edge (not counting the two he had initially). We claim that **P1** does not have a G . Indeed,

P1 cannot have a G that does not contain any FL_j , as $e_{\mathbf{P1}}(G) \leq (10-3)+1$. Assume for a contradiction that **P1** has a G that contains some FL_j . Since for all k $\deg_{\mathbf{P1}}(L_k) \leq 1+1$, the base has to contain F and cannot contain any L_k . Let FZ be that base. Recall that only the last additional edge can be connected to any of the L_k , so the additional edge has to be L_jZ . Then the only edges that can be used in G are CF , CD , DF , FL_j and the three additional edges. Thus, $e_{\mathbf{P1}}(G) \leq 7$ – a contradiction.

This concludes the proof of Theorem 2.2. \square

5 From graphs on two copies to hypergraphs

In this section we translate our reasoning in the language of [16]. Namely, we show how one can easily construct a 4-uniform hypergraph, which is a draw on the infinite 4-uniform hypergraph board $K_\omega^{(4)}$. To do this, one simply embeds $K_\omega \sqcup K_\omega$ in the board and uses only one of the easy cases of our strategy, **Case.A.2.**, discussed in Section 4. Hence, as in [16], the strategy for hypergraphs is almost trivial and the only difficulty once the target hypergraph is found is to prove its correctness.

Recall that G' is the 4-uniform hypergraph obtained from our graph G by adding 2 new vertices X, Y to all the edges. In other words, $V(G') = V(G) \sqcup \{X, Y\}$ and $E(G') = \{e \sqcup \{X, Y\}, e \in E(G)\}$. We call X, Y the two *centres*. Note that every isomorphism of G' fixes $\{X, Y\}$ and by abuse of notation refer to any copy of G' in $K_\omega^{(4)}$ by G' . Given the two points $\{A, B\}$ the set of all hyperedges that contain these points can be naturally identified with the set of all edges of $K_\omega^{(2)}$; we call this set of hyperedges the AB board, which corresponds to the $K_\omega^{A,B}$ notation from Section 2. We use the vocabulary introduced for G in the 2-uniform XY board. Note that the two centres have individual and joint degrees $9 = |E(G)| = |E(G')|$. The two points in the base have (individual) degree 5. The other vertices have degree 2. For the sake of conciseness, we use the immediate extensions of definitions for graphs to hypergraphs.

We are now ready to prove that $\mathcal{R}(K_\omega^{(4)}, G')$ is a draw.

Proof of Theorem 2.7. We give the following explicit drawing strategy for **P2**.

Without loss of generality **P1** takes a hyperedge $TUVW$. **P2** takes the hyperedge $XYAB$, where all vertices are free. **P1** takes a hyperedge which without loss of generality does not contain X . **P2** takes the hyperedge $XYBC$ where C is a free vertex and then **P1** takes a hyperedge. Then **P1** does not have both $XAYC$ and $XABC$, as C was a **P1**-free vertex before his

move, say he does not have $XAYC$. Then **P2** takes $XAYC$ and **P1** takes another hyperedge. **P2** will use X and Y as his centres and will play in the XY board. Hyperedges in this board will be simply denoted by their other two vertices for clarity.

At this first stage of the game, in the XY board **P2** has the hyperedges AB , BC , AC and **P1** has at most 2 hyperedges. **P2** takes the hyperedge CD , where D is a free vertex and **P1** takes another hyperedge. Note that **P1** cannot have both DA and DB , as D was a **P1**-free vertex before his move, say he does not have DA . Then **P2** takes DA and **P1** takes another hyperedge.

Before **P2**'s next turn, **P1** has 6 hyperedges in total including $TUVW$ and at most 4 of them are on the XY board. We claim that **P2** has a configuration in which AC is a potential base $AC = A_0A_1$ (see Figure 11) with special vertex A_0 and additionally on the entire 4-uniform board **P1** has at most 2 hyperedges that contain A_0 but do not contain A_1 . Indeed, if both vertices A and C can be the special vertex of AC , it suffices to choose A_0 to be one of them with at most 2 hyperedges containing it but not the other by the pigeon-hole principle (as $TUVW$ is disjoint from AC). Otherwise, if, say C , is not special, then none of the hyperedges of the triangle or 4-cycle with a free hyperedge from C can contain A , so **P1** has at most 2 hyperedges containing A but not C and A is the special vertex of the semi-base AC .

We can then consider the XY board and proceed as in the proof of Lemma 3.6, though the proof requires more attention. **P2** takes the hyperedge A_1E_1 , where E_1 is a free vertex and keeps taking hyperedges from A_1 to free vertices E_i as long as **P1** takes the hyperedges A_0E_{i-1} for $i \geq 2$. If this continues to infinity, this case is included in the next one: it suffices to prove that in the next case **P1** does not have a G' . Otherwise, assume that **P2** takes some A_1E_k but **P1** does not take A_0E_k . Then **P2** takes A_0E_k and **P1** takes two extra hyperedges, i.e. one after **P2** takes A_1E_k and one after **P2** takes A_0E_k .

At this stage of the game **P1** has the edge $TUVW$, 7 additional hyperedges and a star XYA_0E_j for $j = 1, 2, \dots, k-1$ (which does not have vertices in common with $TUVW$). For the second stage, consider two cases:

Case I. For any G' containing $TUVW$, $e_{\mathbf{P1}}(G') \leq 7$.

Then **P2** takes the hyperedge A_1E_{k+1} , where E_{k+1} is a free vertex, and then he keeps taking hyperedges A_1E_j , $j \geq k+2$, where E_j are free vertices, as long as **P1** takes the hyperedges A_0E_{j-1} . If this continues to infinity, this case is included in the next one: it suffices to prove that in the next case **P1** does not have a G' .

Otherwise, assume that **P2** takes some A_1E_j with $j \geq i + 1$, but **P1** does not take A_0E_j and **P1** takes one extra hyperedge. Then **P2** takes A_0E_l and completes a G' . The game stops and we claim that **P1** does not have a G' . Indeed, any G' containing $TUVW$ has $e_{\mathbf{P1}}(G') \leq 8$ and the same holds for any G' not containing $TUVW$ nor any A_0E_j . Moreover, we claim that **P1** cannot have a G' containing some XYA_0E_j . Recall that $\deg_{\mathbf{P1}}(E_j) \leq 4$ implies that E_j is not a centre nor in the base. In Lemma 3.6 we already proved that on the board XY **P1** cannot have a G' . So we can assume that **P1**'s centres are X and A_0 and that Y is in his base, as $\deg_{\mathbf{P1}}(E_j) \leq 4$. Let his base be YQ with $A_1 \neq Q \neq E_j$ for all j . Since without the three extra hyperedges $\deg_{\mathbf{P1}}(E_j) = 1$, there are at most 3 hyperedges of the form A_0E_j in his G' . However, **P1** only has at most 2 other hyperedges incident with A_0 but not A_1 , so we need to argue that a hyperedge of the form XA_0A_1R cannot be used in this G' . Indeed, if such a hyperedge is used, necessarily $R = Q$, since it needs to intersect the base YQ and XYA_0A_1 is taken by **P2**. Hence, $e_{\mathbf{P1}}(G') \leq 2 + 3 + 3$ and the conclusion follows.

Case II. There exists a **P2**-free G' such that **P1** has at least 8 edges in it, including the hyperedge $TUVW$.

Note that such a G' does not contain any of the hyperedges XYA_0E_j , $j \geq 1$ and so **P1** has exactly 8 hyperedges in such a G' . We assume without loss of generality that the centres of the G' are T and U and its base is QV (maybe with $Q = W$). Then all 7 additional hyperedges taken by **P1** contain TU . **P2** can identify the two centres, since only they have **P1**-degree 8. Then **P2** plays exactly as in **Case II.** of the proof of Lemma 3.6. Note that it is enough to treat the case in which:

1. **P1** has the base of his G' and in the TU board he plays hyperedges from V and Q to vertices V_j to which **P2** responds in the TU board with edges from the other vertex of the base to V_j ;
2. then **P1** gets an extra hyperedge not of this form;
3. then **P2** plays in the XY board hyperedges A_1E_j , where E_j are free vertices as long as **P1** responds by taking the hyperedges A_0E_{j-1} ;
4. then **P1** does not take $A_0E_{k'}$ after **P2** takes $A_1E_{k'}$ and gets an extra hyperedge;
5. then **P2** plays the hyperedge $A_1E_{k'}$ and has a G' . The game stops.

We claim that **P1** does not have a G' .

Assume for a contradiction that **P1** has a G' with centres FH . Note that the XY and TU boards intersect only in the hyperedge $XYTU$, which is not of the form XYA_0E_j . Then in the FH board, **P1** has either at most 1 hyperedge of the TU board or at most 0 hyperedges of the form XYA_0E_j . Indeed if, on the contrary, the FH board contains TUJ_1K_1 and TUJ_2K_2 and XYA_0E_j , then $FH = J_1K_1 = J_2K_2$, as $TU \cap XYA_0E_j = \emptyset$, a contradiction. Notice that a star in one 2-uniform board is a star in any 2-uniform board. Assume that an edge XYA_0E_j of the star taken by **P1** is on the FH board. Then in the board FH , **P1** has at most a star, one edge from the TU board and two extra hyperedges. However, this is not enough to complete a G' – contradiction.

Otherwise, assume that **P1**'s G' has no hyperedge of the form XYA_0E_j and does not have centres T, U (otherwise we are done as in Lemma 3.6). However, disregarding the star, the only vertices with **P1**-degree at least 5 are T, U, V and Q and the last two have joint **P1**-degree at most $1 + 2$, so without loss of generality, we can assume that the centres are T and V . However, on the TV board, **P1** has only a star (from U) and at most 2 extra hyperedges, which is not enough to complete a G' – contradiction. \square

Remark 5.1. *One can easily extend this proof to obtain r -uniform graphs with the same property for all $r \geq 4$.*

6 Concluding remarks

6.1 Key aspects

As the strategy is quite cumbersome and does not have a clear structure, it is hard not to miss the forest for the trees. Let us point out a few aspects which are important for the understanding of the dynamic of the Ramsey game in general.

Strong versus weak game ideas in the strategy. The strategy reflects the significant differences between weak and strong games. The most important feature which arises in this context is the notion of delay: unlike the strategy in [16], in ours **P2** does not focus solely on building a core fast, but rather needs to delay **P1** at least as much as **P1** delays him. We now point out some parts of the strategy which best highlight this feature.

Firstly, as it is clear from Figure 3, **Case A.** is much easier than **Case B.**, so the second move of **P1** is crucially important. Unexpectedly, the harder case corresponds to **P1** going after **P2** in K^2 , which can only have the purpose of blocking **P2**, since **P2** is the first player there. More unexpectedly, the

harder case corresponds to **P1** playing disjointly from **P2**'s edge, which is not the most natural “blocking” move. From another perspective, this is less surprising. Given that we prove exactly that **P2** can force a draw by moving away from **P1** in the other copy of K_ω , it is reasonable to expect that the most efficient move of **P1** would be to also start playing “away” from **P2**.

Another striking fact is that the right move of **P2** in **Case B.1.** is to go after **P1**, who is the “second player” in K^2 . The purpose of this move is to constrain **P1**'s possibilities and later force **P1** to lose edges. This philosophy is even more visible in **Case B.1.2.1.1.** There **P2** takes an edge which is completely useless to him from a “Maker” perspective, but makes **P1** lose 2 edges, so it is as though by playing this “Breaker” move **P2** gets a net advantage of 1 edge. These examples show that a good strategy should by all means seek to interact with the other player rather than simply use a quick “Maker” strategy for the corresponding weak game and transform it into a strategy for the strong game. The latter approach is the one which yielded recent results on other strong games [11, 12], as well as the strategy for the strong hypergraph Ramsey game [16]. Therefore, our strategy suggests that the Ramsey game requires more sophisticated arguments.

Leaving additional edges unspecified. The idea of leaving additional edges unspecified and disregarding the stage of the game when an edge was played decreases the number of cases tremendously. This approach allows us to only have the *tiny* tree in Figure 3, which can readily be analysed without the help of a computer in short time. For comparison, consider a brutal case splitting depending on the position of each edge up to isomorphism at the moment when it is played. This would involve a super-exponential number of cases in terms of the number of moves. Moreover, this is only assuming that **P2**'s strategy is known and it only needs to be checked.

Taking into account the significant number of cases, it is fairly surprising that we manage to find a simple statement – Lemma 3.6 – which manages to treat nearly all the cases despite their diversity. This is all the more surprising given that Lemma 3.6 is not hard to prove and implements the most natural line of play for **P2**. Moreover, it allows us to conclude most of the cases roughly in the middle of the game – when only 5 of the 9 edges of a G are constructed, rather than, say, only 1 move before the end, which would lead to overwhelmingly more cases to consider.

Key properties of the graph. Recall from Section 2 that our (hyper)graphs can be viewed as a core with two identifiable sockets well connected to it and several pairs of incident (hyper)edges from vertices of degree 2 to the sock-

ets. The essential property for a graph of this type is the existence of a fast strategy for the first player to build the core while ensuring that the second player does not get ahead of him in building the entire graph.

The structure of our 4-uniform hypergraph G' can be compared with that of the 5-uniform one from [16] \mathcal{H} . Out of the 6 conditions on \mathcal{H} 5 are violated by G' . The only one that holds is that there is a vertex of degree 2. Nevertheless, some of the conditions in the present paper are extensions of the ones in [16] to our new setting. Most importantly, the requirement of having a strategy for building the core C in $|E(C)|$ moves is replaced by the requirement of having a strategy for building the core while remaining ahead of the opponent. In both papers, the idea of having well-defined sockets is crucial to ensure that successive threats do not allow forcing a win. However, note that whereas G' has many symmetries, \mathcal{H} is identifiable.

6.2 Open problems

This paper raises various natural closely related questions which, in view of our results, do not seem as widely open and intractable as before.

The prime question to answer is the following.

Question 6.1. *Is the game $\mathcal{R}(K_\omega, G)$ a draw?*

As we already mentioned if the answer is positive, then this would be the first such known graph. Otherwise, G would be the answer to the next question.

Question 6.2. *Does there exist a target graph H such that $\mathcal{R}(K_\omega, H)$ is a **P1**-win, but $\mathcal{R}(K_\omega \sqcup K_\omega, H)$ is not?*

Such a counterexample would prove that yet another easy and folklore fact for finite boards breaks down for infinite ones.

Another line of thought, which might not lead directly towards $\mathcal{R}(K_n, K_k)$, was suggested by Bowler [9]. He proved the natural characterisation of positional games which are a draw on infinite disjoint copies of a finite one. One can wonder if the game on G gives a draw on an infinite number of copies of K_n . We believe that this is not the case.

Conjecture 6.3. *For n sufficiently large $\mathcal{R}(\bigsqcup_\omega K_n, G)$ is a **P1**-win.*

Finally, this last conjecture seems closely related to determining if the initiative in the sense of [9] of $\mathcal{R}(K_n, K_4)$ is 6, as asked in the next question.

Question 6.4. *Let n be a fixed large integer. What is the minimal k such that **P1** has a winning strategy for $\mathcal{R}(K_n, K_4)$ such that if the second player is allowed to pass, he would not be able to do so more than k times before losing?*

Acknowledgements

The authors would like to thank Imre Leader for useful discussions. The third author would like to thank Trinity Hall, University of Cambridge, for support through the Trinity Hall Research Studentship.

References

- [1] J. Beck. Van der Waerden and Ramsey type games. *Combinatorica*, 1(2):103–116, 1981.
- [2] J. Beck. Remarks on positional games. I. *Acta Math. Acad. Sci. Hungar.*, 40(1-2):65–71, 1982.
- [3] J. Beck. Random graphs and positional games on the complete graph. In *Random graphs '83 (Poznań, 1983)*, volume 118 of *North-Holland Math. Stud.*, pages 7–13. North-Holland, Amsterdam, 1985.
- [4] J. Beck. Foundations of positional games. In *Proceedings of the Seventh International Conference on Random Structures and Algorithms (Atlanta, GA, 1995)*, volume 9, pages 15–47, 1996.
- [5] J. Beck. Ramsey games. *Discrete Math.*, 249(1-3):3–30, 2002. Combinatorics, graph theory and computing (Louisville, KY, 1999).
- [6] J. Beck. *Combinatorial games*, volume 114 of *Encyclopedia of Mathematics and its Applications*. Cambridge University Press, Cambridge, 2011. Tic-tac-toe theory, Paperback edition of the 2008 original.
- [7] J. Beck and L. Csirmaz. Variations on a game. *J. Combin. Theory Ser. A*, 33(3):297–315, 1982.
- [8] C. Berge. Sur les jeux positionnels. *Cahiers Centre Études Recherche Opér.*, 18(1-2):91–107, 1976. Colloque sur la Théorie des Jeux (Brussels, 1975).
- [9] N. Bowler. Winning an infinite combination of games. *Mathematika*, 58(2):419–431, 2012.
- [10] P. Erdős and J. L. Selfridge. On a combinatorial game. *J. Combinatorial Theory Ser. A*, 14:298–301, 1973.
- [11] A. Ferber and D. Hefetz. Winning strong games through fast strategies for weak games. *Electron. J. Combin.*, 18(1):Paper 144, 13, 2011.

- [12] A. Ferber and D. Hefetz. Weak and strong k -connectivity games. *European J. Combin.*, 35:169–183, 2014.
- [13] A. W. Hales and R. I. Jewett. Regularity and positional games. *Trans. Amer. Math. Soc.*, 106:222–229, 1963.
- [14] F. Harary. Recent results on generalized Ramsey theory for graphs. pages 125–138. *Lecture Notes in Math.*, Vol. 303, 1972.
- [15] F. Harary. Achievement and avoidance games for graphs. In *Graph theory (Cambridge, 1981)*, volume 13 of *Ann. Discrete Math.*, pages 111–119. North-Holland, Amsterdam-New York, 1982.
- [16] D. Hefetz, C. Kusch, L. Narins, A. Pokrovskiy, C. Requilé, and A. Sarid. Strong Ramsey games: Drawing on an infinite board. *Journal of Combinatorial Theory, Series A*, 150:248 – 266, 2017.
- [17] A. Pekeč. A winning strategy for the Ramsey graph game. *Combin. Probab. Comput.*, 5(3):267–276, 1996.
- [18] F. P. Ramsey. On a problem of formal logic. *Proc. London Math. Soc.*, S2-30(1):264, 1930.