

New asymptotic properties for M -estimators

Gordana Drašković, *Student Member, IEEE*, Frédéric Pascal, *Senior Member, IEEE*

Abstract—In the context of robust covariance matrix estimation, this paper proposes a new approach to understanding the behavior of scatter matrix M -estimators introduced during the 70's in the statistics community. During the last decade, a renewed interest for robust estimators appeared in the signal processing community, mainly due to their flexibility to the statistical model and their robustness to outliers and/or missing data. **However, the behavior of these estimators still remains unclear and not understood well enough. A major disadvantage is that they are described by fixed-point equations that make their statistical analysis very difficult.** To fill this gap, the main contribution of this work is to compare these estimators to the well-known sample covariance matrix (SCM) in order to infer more accurately their statistical behaviors. Indeed, under the Gaussian assumption, the SCM follows a Wishart distribution. However, when observations turn to be non-Gaussian, the SCM performance can be seriously degraded. In this article, we propose to use robust estimators, more adapted to the case of non-Gaussian models and presence of outliers, and to rely on the SCM properties in a Gaussian framework for establishing their theoretical analysis. **To confirm our claims we also present results for a widely used function of M -estimators, the Mahalanobis distance.** Finally, Monte Carlo simulations for various robust scatter matrix estimators are presented to validate theoretical results.

Index Terms— M -estimators, Wishart distribution, Complex Elliptical Symmetric distributions, robust estimation

I. INTRODUCTION

In signal processing applications, the knowledge of covariance matrix is of crucial importance. It arises in diverse applications such as filtering, detection, estimation or classification. In recent years, there has been growing interest in covariance matrix estimation and there is a vast amount of literature on this topic [1]–[6]. In general, in most of signal processing methods the data can be locally modelled by a multivariate zero-mean circular Gaussian stochastic process, which is completely determined by its covariance matrix. Complex multivariate Gaussian, also called complex normal (CN), distribution plays a vital role in the theory of statistical analysis [7]. Very often the multivariate observations are approximately normally distributed. This approximation is (asymptotically) valid even when the original data is not multivariate normal, due to the central limit theorem. In that case, the classical covariance matrix estimator is the sample covariance matrix (SCM) whose behavior is perfectly known. Indeed, it follows the Wishart distribution [8] which is the multivariate extension of the gamma distribution. Thanks to its explicit form, the SCM is easy to manipulate and therefore widely used in the signal processing community.

Nevertheless, the complex normality sometimes presents a poor approximation of underlying physics. Noise and interference can be spiky and impulsive i.e., have heavier tails than the Gaussian distribution. Spherically Invariant Random Vectors (SIRV) have been frequently employed for non-Gaussian modelling (see e.g. for radar applications [9]–[13]). This class, also referred to as compound-Gaussian distributions [1], expresses an observation as a product of a Gaussian random process with the square root of a nonnegative random scalar variable (called the texture). Thus, the SIRV is fully characterized by the texture (representing an unknown power) and the unknown covariance matrix of the zero mean Gaussian vector [14]–[18]. Therefore, the SIRVs encompasses wide class of well-known distributions such as t -distribution, K -distribution or inverse Gaussian texture distribution. It should be noted that for the texture that is Dirac distributed one obtains CN distribution. The estimation of the covariance matrix in this case is presented in [2]. The SIRV model is a specific subclass of Complex Elliptically Symmetric (CES) distributions [1]. Elliptical distributions, originally introduced by Kelker [19], besides compound-Gaussian distributions, include also multivariate generalized Gaussian distribution [5], W -distribution etc. CES distributions present an important property which states that their higher order moment matrices are scalars multiple of their correspondent Complex Normal Distribution that present a starting point for the analysis that is done in this paper.

In the case of non-Gaussian models, SCM may not provide accurate results for the covariance matrix estimation [20]. Therefore, in 1964, Huber introduced new robust estimators [21], the M -estimators in the scalar case. In 1976, Maronna provided the detailed analysis of the corresponding scatter matrix estimators in the multivariate real case in his seminal work [22]. M -estimators correspond to a generalization of the well-known Maximum Likelihood (ML) estimators (MLE), that have been widely studied in the statistics literature [23], [24]. In contrast to ML -estimators where the estimating equation depends on the probability density function (PDF) of a particular CES distribution, the weight function in the M -estimating equation is completely independent of the data distribution. Consequently, M -estimators presents a wide class of scatter matrix estimators, including the ML -estimators, robust to the data model. In [22], it is shown that, under some mild assumptions, the estimator is defined as the unique solution of a fixed-point equation and that the robust estimator converges almost surely (a.s.) to a deterministic matrix, equal to the scatter matrix up to a scale quantity (depending on the true statistical model). Their asymptotical properties have been studied by Tyler in the real case [25]. This has been recently extended to the complex case, more useful for signal processing applications, in [1], [6].

Gordana Drašković and Frédéric Pascal are with L2S - CentraleSupélec - CNRS - Université Paris-Sud - 3 rue Joliot-Curie, F-91192 Gif-sur-Yvette Cedex, France (e-mails: gordana.draskovic@l2s.centralesupelec.fr, frederic.pascal@l2s.centralesupelec.fr)

Later, Tyler introduced a distribution-free M -estimator [26], Tyler's estimator, that is also known as Fixed Point (FP) estimator [2]. This estimator is not exactly an M -estimator¹ but it is very useful because of rare property that any CES distribution with the same scatter matrix gives the same result (hence "distribution-free"). There is a considerable amount of literature on this estimator [27]–[30], which indicates a huge interest in the last three decades. Asymptotical properties of the complex version of this estimator have been analyzed under SIRV framework through the bias, the consistency and the second-order moment in [31]. All these results are also valid in the framework of CES-distributed data [1]. The statistical analysis of Tyler's estimator is difficult, mainly because of its non explicit form. In [32] it is shown that the behavior of Tyler's estimator can be well approximated by Wishart distribution. Deriving the asymptotic distribution of the difference between Tyler's estimator in the elliptical framework and the SCM built with Gaussian kernels, it has been demonstrated that the behavior of Tyler's estimator is better explained with the behavior of the SCM than with the one of the true covariance matrix. Hence, the main idea of this work is the generalization of that result to all scatter matrix M -estimators. The main theoretical contribution of this work is to provide **more details on the** properties for all M -estimators and to analyze the gain of this approach **on one of the widely used function of M -estimators, the Mahalanobis distance, that is very useful in different problems such as detection, clustering etc.**

The rest of this paper is organized as follows. Section II introduces the observation models as well as the M -estimators and their properties. Then, Section III contains the main contribution of the paper with discussions on the importance of such results. Moreover, closed-form expressions are derived for some particular cases of M -estimators. Section IV presents Monte Carlo simulations validating the theoretical analysis. Finally, some conclusions and perspectives are drawn in Section V.

Vectors (resp. matrices) are denoted by bold-faced lowercase letters (resp. uppercase letters). T and H respectively represent the transpose and the Hermitian operator. $Re(\cdot)$ and $Im(\cdot)$ denotes respectively the real and the imaginary part of a complex quantity. N_m and $\mathbb{C}N_m$ denote the real and complex normal distributions of m -dimensional vectors. \sim means "distributed as", $=_d$ stands for "shares the same distribution as", \xrightarrow{d} denotes convergence in distribution and \otimes denotes the Kronecker product. vec is the operator which transforms a matrix $m \times n$ into a vector of length mn , concatenating its n columns into a single column. Moreover, \mathbf{I}_m is the $m \times m$ identity matrix, $\mathbf{0}$ the matrix of zeros with appropriate dimension and \mathbf{K} is the commutation matrix (square matrix with appropriate dimensions) which transforms $\text{vec}(\mathbf{A})$ into $\text{vec}(\mathbf{A}^T)$, i.e. $\mathbf{K} \text{vec}(\mathbf{A}) = \text{vec}(\mathbf{A}^T)$.

II. PROBLEM FORMULATION

A. Complex Elliptically Symmetric distributions

Let be \mathbf{z} a m -dimensional complex circular random vector. The vector has a complex elliptically symmetric (CES) distribution if its probability density function (PDF) can be written as

$$g_{\mathbf{z}}(\mathbf{z}) = C|\mathbf{M}|^{-1} h_{\mathbf{z}}\left((\mathbf{z} - \boldsymbol{\mu})^H \mathbf{M}^{-1}(\mathbf{z} - \boldsymbol{\mu})\right) \quad (1)$$

where C is a constant and $h_{\mathbf{z}} : [0, \infty) \rightarrow [0, \infty)$ is any function such that (1) defines a PDF, $\boldsymbol{\mu}$ is the statistical mean and \mathbf{M} is the scatter matrix. The matrix \mathbf{M} reflects the structure of the covariance matrix of \mathbf{z} , i.e., the covariance matrix is equal to \mathbf{M} up to a scale factor². This complex elliptically symmetric distribution will be denoted by $\text{CES}_m(\boldsymbol{\mu}, \mathbf{M}, g_{\mathbf{z}})$.

Stochastic Representation Theorem: A random vector $\mathbf{z} \sim \text{CES}_m(\boldsymbol{\mu}, \mathbf{M}, g_{\mathbf{z}})$ with $\text{rank}(\mathbf{M}) = k \leq m$ if and only if it admits the stochastic representation

$$\mathbf{z} =_d \boldsymbol{\mu} + \sqrt{t}\mathbf{A}\mathbf{u}, \quad (2)$$

where the non-negative real random variable t , called the modular variate, is independent of the complex random vector $\mathbf{u} \sim U(\mathbb{C}S^k)$ and $\mathbf{M} = \mathbf{A}\mathbf{A}^H$ is a factorization of \mathbf{M} , where $\mathbf{A} \in \mathbb{C}^{m \times k}$ has $\text{rank}(\mathbf{A}) = k$.

In this paper, we will assume that $\boldsymbol{\mu} = \mathbf{0}$, as it is generally the case for many signal processing applications.

1) *Complex Normal Distribution:* The Gaussian distribution is a particular case of CES distributions in which $h_{\mathbf{z}}(z) = e^{-z}$ and $C = \pi^{-m}$. We shall write $\mathbf{z} \sim \mathbb{C}N_m(\mathbf{0}, \mathbf{M})$ to denote this case. In this case, the quadratic form $Q(\mathbf{z}) = \mathbf{z}^H \mathbf{M}^{-1} \mathbf{z}$ has a scaled chi-squared distribution $Q(\mathbf{z}) \sim (1/2)\chi_{2m}^2$, or equivalently $Q(\mathbf{z}) \sim \text{Gam}(m, 1)$ where $\mathbf{z} =_d \sqrt{t}\mathbf{A}\mathbf{u}$ with $t = Q(\mathbf{z})$. In this case, the scatter matrix is equal to the covariance matrix (i.e., the scale factor is equal to 1).

2) *Compound-Gaussian distributions:* An important subclass of CES distributions are the compound-Gaussian (CG) distributions. A random vector is said to have a compound-Gaussian (CG) distribution if it admits a CG-representation

$$\mathbf{z} =_d \boldsymbol{\mu} + \sqrt{\tau}\mathbf{n},$$

for some positive real random variable τ with c.d.f. F_{τ} , called the texture, independent of $\mathbf{n} \sim \mathbb{C}N_m(\mathbf{0}, \mathbf{M})$, called the speckle.

B. Wishart distribution

Let $\mathbf{W} \sim \mathcal{W}_m(\mathbf{M}, N)$, where \mathbf{M} denotes a positive definite scale matrix (which can be thought of as a covariance matrix from a multivariate normal distribution), N is parameter that denotes the degrees of freedom, and m indicates the dimensions of \mathbf{W} (i.e., $\mathbf{W} \in \mathbb{R}^{m \times m}$). Then, \mathbf{W} is positive definite with PDF

$$f(\mathbf{W}) = \frac{|\mathbf{W}|^{\frac{N-m-1}{2}}}{2^{\frac{Nm}{2}} |\mathbf{M}|^{\frac{N}{2}} \Gamma(\frac{N}{2})} \exp\left[-\frac{1}{2}\text{tr}(\mathbf{M}^{-1}\mathbf{W})\right]$$

¹especially because it does not respect all Maronna conditions [22]

²if the random vector has a finite second-order moment (see [1] for details)

The complex Wishart distribution (\mathcal{CW}_m) is the distribution of $\sum_{n=1}^N \mathbf{x}_n \mathbf{x}_n^H$, when \mathbf{x}_n are m -dimensional complex circular i.i.d. (independent and identically distributed) zero-mean Gaussian vectors with covariance matrix \mathbf{M} . Let

$$\widehat{\mathbf{M}}_{SCM} = \frac{1}{N} \sum_{n=1}^N \mathbf{x}_n \mathbf{x}_n^H$$

be the related SCM which will be also referred to as a Wishart matrix. Its asymptotic distribution is given by

$$\sqrt{N} \text{vec}(\widehat{\mathbf{M}}_{SCM} - \mathbf{M}) \xrightarrow{d} \mathcal{CN}(\mathbf{0}, \boldsymbol{\Sigma}_{SCM}, \boldsymbol{\Omega}_{SCM}) \quad (3)$$

where the asymptotic covariance and pseudo-covariance matrices are

$$\begin{cases} \boldsymbol{\Sigma}_{SCM} = \mathbf{M}^T \otimes \mathbf{M} \\ \boldsymbol{\Omega}_{SCM} = (\mathbf{M}^T \otimes \mathbf{M}) \mathbf{K}. \end{cases} \quad (4)$$

Remark II.1 (Real case) *In the case of real random vectors, one has the following asymptotic properties (for simplicity, we keep the same notations):*

$$\sqrt{N} \text{vec}(\widehat{\mathbf{M}}_{SCM} - \mathbf{M}) \xrightarrow{d} N(\mathbf{0}, \boldsymbol{\Sigma}_{SCM}) \quad (5)$$

where the asymptotic covariance is

$$\boldsymbol{\Sigma}_{SCM} = (\mathbf{M}^T \otimes \mathbf{M})(\mathbf{I} + \mathbf{K}). \quad (6)$$

C. M -estimators and Tyler's estimator

Let $(\mathbf{z}_1, \dots, \mathbf{z}_N)$ be an N -sample of m -dimensional complex i.i.d. vectors with $\mathbf{z}_k \sim \mathcal{CES}_m(\mathbf{0}, \mathbf{M}, g_{\mathbf{z}})$. An M -estimator, denoted by $\widehat{\mathbf{M}}$, is defined by the solution of the following M -estimating equation

$$\widehat{\mathbf{M}} = \frac{1}{N} \sum_{n=1}^N \varphi(\mathbf{z}_n^H \widehat{\mathbf{M}}^{-1} \mathbf{z}_n) \mathbf{z}_n \mathbf{z}_n^H \quad (7)$$

where φ is any real-valued weight function on $[0, \infty)$. The weight function φ does not need to be related to a density of any particular CES distribution, and hence M -estimators constitute a wide class of scatter matrix estimators. The theoretical (population) scatter matrix M -functional is defined as a solution of

$$\mathbb{E}[\varphi(\mathbf{z}^H \mathbf{M}_\sigma^{-1} \mathbf{z}) \mathbf{z} \mathbf{z}^H] = \mathbf{M}_\sigma$$

The M -functional is proportional to the true scatter matrix parameter \mathbf{M} ,

$$\mathbf{M}_\sigma = \sigma^{-1} \mathbf{M},$$

where the scalar factor $\sigma > 0$ can be found by solving

$$\mathbb{E}[\psi(\sigma t)] = m \quad (8)$$

where $\psi(\sigma t) = \varphi(\sigma t) \sigma t$ and where t is the modular variate of Eq. (2).

Let $\widehat{\mathbf{M}}$ be a complex M -estimator following Maronna's conditions [22]. Then

$$\sqrt{N} \text{vec}(\widehat{\mathbf{M}} - \mathbf{M}_\sigma) \xrightarrow{d} \mathcal{CN}_{m^2}(\mathbf{0}, \boldsymbol{\Sigma}_M, \boldsymbol{\Omega}_M)$$

where the asymptotic covariance and pseudo-covariance matrices are

$$\begin{cases} \boldsymbol{\Sigma}_M = \vartheta_1 \mathbf{M}_\sigma^T \otimes \mathbf{M}_\sigma + \vartheta_2 \text{vec}(\mathbf{M}_\sigma) \text{vec}(\mathbf{M}_\sigma)^H, \\ \boldsymbol{\Omega}_M = \vartheta_1 (\mathbf{M}_\sigma^T \otimes \mathbf{M}_\sigma) \mathbf{K} + \vartheta_2 \text{vec}(\mathbf{M}_\sigma) \text{vec}(\mathbf{M}_\sigma)^T. \end{cases} \quad (9)$$

The constants $\vartheta_1 > 0$ and $\vartheta_2 > -\vartheta_1/m$ are given by

$$\begin{aligned} \vartheta_1 &= c_M^{-2} a_M m(m+1) \\ \vartheta_2 &= (c_M - m^2)^{-2} (a_M - m^2) - c_M^{-2} a_M m(m+1) \end{aligned} \quad (10)$$

where

$$\begin{aligned} a_M &= E[\psi^2(\sigma t)] \\ c_M &= E[\psi'(\sigma t) \sigma t] + m^2. \end{aligned}$$

Remark II.2 (Real case) *In the case of real random vectors, one has the following asymptotic properties (for simplicity, we keep the same notations):*

$$\sqrt{N} \text{vec}(\widehat{\mathbf{M}} - \mathbf{M}_\sigma) \xrightarrow{d} N_{m^2}(\mathbf{0}, \boldsymbol{\Sigma}_M)$$

where the asymptotic covariance

$$\boldsymbol{\Sigma}_M = \vartheta_1 (\mathbf{M}_\sigma^T \otimes \mathbf{M}_\sigma)(\mathbf{I} + \mathbf{K}) + \vartheta_2 \text{vec}(\mathbf{M}_\sigma) \text{vec}(\mathbf{M}_\sigma)^T. \quad (11)$$

The constants ϑ_1 , ϑ_2 and a_M are given by Eq. (10) and (11) and only c_M changes to

$$c_R = 2E[\psi'(\sigma t) \sigma t] + m^2. \quad (12)$$

For the particular function $\varphi(t) = m/t$, Tyler's estimator $\widehat{\mathbf{M}}_{FP}$ is the solution (up to a scale factor) of the following equation

$$\widehat{\mathbf{M}}_{FP} = \frac{m}{N} \sum_{n=1}^N \frac{\mathbf{z}_n \mathbf{z}_n^H}{\mathbf{z}_n^H \widehat{\mathbf{M}}_{FP}^{-1} \mathbf{z}_n}.$$

It should be noted that for Tyler's estimator, $\boldsymbol{\Sigma}_{FP}$ and $\boldsymbol{\Omega}_{FP}$ are also defined as in Eq. (9) (see [31]) for $\sigma = 1$

$$\begin{aligned} \vartheta_1 &= m^{-1}(m+1) \\ \vartheta_2 &= -m^{-2}(m+1) \end{aligned} \quad (13)$$

III. MAIN CONTRIBUTION

This section is devoted to the main contribution of this paper. The main results for the asymptotic distribution of the difference between any M -estimator and the SCM in the real and complex cases are derived. Then, the result for Tyler's estimator is presented with some discussions. First, the real case is presented together with the full proof containing the basics for proving the more general results in the complex case.

A. Real M -estimators

Let $(\mathbf{u}_1, \dots, \mathbf{u}_N)$ be an N -sample of m -dimensional i.i.d. vectors with $\mathbf{u}_n \sim U(S^m)$, t_1^1, \dots, t_1^N an N -sample of real independent variables and t_2^1, \dots, t_2^N an N -sample of real independent variables, with $t_2^n \sim \chi_m^2$ for $n = 1, \dots, N$. Let now $\mathbf{z}_n = \sqrt{t_1^n} \mathbf{A} \mathbf{u}_n \sim ES_m(\mathbf{0}, \mathbf{M})$ (here ES_m corresponds to the real elliptical distribution [1]) and $\mathbf{x}_n = \sqrt{t_2^n} \mathbf{A} \mathbf{u}_n \sim N_m(\mathbf{0}, \mathbf{M})$ where $\mathbf{M} = \mathbf{A} \mathbf{A}^H$ is a factorization of \mathbf{M} . Consider the SCM $\widehat{\mathbf{M}}_{SCM}$ built with $(\mathbf{x}_1, \dots, \mathbf{x}_N)$ and the M -estimator $\widehat{\mathbf{M}}$ built with $(\mathbf{z}_1, \dots, \mathbf{z}_N)$.

Theorem III.1 *The asymptotic distribution of $(\sigma\hat{\mathbf{M}} - \hat{\mathbf{M}}_{SCM})$ is given by*

$$\sqrt{N}\text{vec}(\sigma\hat{\mathbf{M}} - \hat{\mathbf{M}}_{SCM}) \xrightarrow{d} N(\mathbf{0}, \Sigma) \quad (14)$$

where Σ is defined by

$$\Sigma = \sigma_1(\mathbf{M}^T \otimes \mathbf{M})(\mathbf{I} + \mathbf{K}) + \sigma_2\text{vec}(\mathbf{M})\text{vec}(\mathbf{M})^T \quad (15)$$

with

$$\begin{aligned} \sigma_1 &= \frac{am(m+2) + c(c-2b)}{c^2} \\ \sigma_2 &= \frac{a-m^2}{(c-m^2)^2} - \frac{a(m+2)}{c^2} + 2\frac{m(c-b)}{c(c-m^2)}. \end{aligned} \quad (16)$$

where

$$\begin{aligned} a &= E[\psi^2(\sigma t_1)] \\ b &= E[\psi(\sigma t_1)t_2] \\ c &= 2E[\psi'(\sigma t_1)\sigma t_1] + m^2 \end{aligned} \quad (17)$$

and where σ is defined by equation (8).

Remark III.1 *Notice that the structure of the asymptotic covariance matrix Σ is the same as in classical asymptotic results (Eqs. (6), (11)) but the coefficients are different. In the case of the identity matrix as covariance matrix, this very particular structure involves only three non-null elements d_1, d_2 and d_3 at the positions (i, j) and equal to:*

- $d_1 = 2\sigma_1 + \sigma_2$ for $i = j = p + m(p-1)$ with $p = 1, \dots, m$,
- $d_2 = \sigma_1$ for $i = j = p + m(q-1)$ and $i = p + m(q-1), j = q + m(p-1)$ with $p \neq q$ and $p, q = 1, \dots, m$,
- $d_3 = \sigma_2$ for $i = p + m(p-1), j = q + m(q-1)$ with $p \neq q$ and $p, q = 1, \dots, m$.

Proof: To prove the statement let us rewrite the right hand side of equation (15) as follows:

$$\begin{aligned} \sqrt{N} \left(\text{vec}(\sigma\hat{\mathbf{M}} - \hat{\mathbf{M}}_{SCM}) \right) &= \\ \sqrt{N} \left(\text{vec}(\sigma\hat{\mathbf{M}} - \mathbf{M} - \hat{\mathbf{M}}_{SCM} + \mathbf{M}) \right) &= \\ = [\mathbf{1}, -\mathbf{1}] \begin{bmatrix} \sqrt{N}\text{vec}(\sigma\hat{\mathbf{M}} - \mathbf{M}) \\ \sqrt{N}\text{vec}(\hat{\mathbf{M}}_{SCM} - \mathbf{M}) \end{bmatrix} \end{aligned}$$

Therefore

$$\begin{aligned} \Sigma^{(N)} &= NE \left[\text{vec}(\sigma\hat{\mathbf{M}} - \hat{\mathbf{M}}_{SCM}) \text{vec}(\sigma\hat{\mathbf{M}} - \hat{\mathbf{M}}_{SCM})^T \right] \\ &= [\mathbf{1}, -\mathbf{1}] E \left[\begin{bmatrix} \sqrt{N}\text{vec}(\sigma\hat{\mathbf{M}} - \mathbf{M}) \\ \sqrt{N}\text{vec}(\hat{\mathbf{M}}_{SCM} - \mathbf{M}) \end{bmatrix} \right. \\ &\quad \times \left. \begin{bmatrix} \sqrt{N}\text{vec}(\sigma\hat{\mathbf{M}} - \mathbf{M}) \\ \sqrt{N}\text{vec}(\hat{\mathbf{M}}_{SCM} - \mathbf{M}) \end{bmatrix}^T \right] \begin{bmatrix} \mathbf{1} \\ -\mathbf{1} \end{bmatrix} \\ &= \Sigma_1^{(N)} - 2\Sigma_2^{(N)} + \Sigma_3^{(N)} \end{aligned}$$

with

$$\begin{aligned} \Sigma_1^{(N)} &= NE \left[\text{vec}(\sigma\hat{\mathbf{M}} - \mathbf{M}) \text{vec}(\sigma\hat{\mathbf{M}} - \mathbf{M})^T \right] \\ \Sigma_2^{(N)} &= NE \left[\text{vec}(\sigma\hat{\mathbf{M}} - \mathbf{M}) \text{vec}(\hat{\mathbf{M}}_{SCM} - \mathbf{M})^T \right] \\ \Sigma_3^{(N)} &= NE \left[\text{vec}(\hat{\mathbf{M}}_{SCM} - \mathbf{M}) \text{vec}(\hat{\mathbf{M}}_{SCM} - \mathbf{M})^T \right]. \end{aligned}$$

Let us now introduce some notations (see [26] for details):

- Let \mathbf{J}_m be the $m^2 \times \frac{1}{2}m(m+1)$ block diagonal matrix with block diagonal elements $(\mathbf{A}_m, \dots, \mathbf{A}_1)$, where \mathbf{A}_j is the $m \times j$ matrix $[\mathbf{0}, \mathbf{I}]^T$
- $\mathbf{a}_m^T = (\alpha_m^T, \dots, \alpha_1^T)$, where α_j^T is the j -dimensional vector $(1, 0, \dots, 0)$
- \mathbf{D}_m is the diagonal matrix of order $\frac{1}{2}m(m+1)$ whose diagonal elements are the entries in \mathbf{a}_m .

It is easy to verify that $\mathbf{J}_m^T \mathbf{J}_m = \mathbf{I}$, $\mathbf{J}_m^T \mathbf{K}_{m,m} \mathbf{J}_m = \mathbf{D}_m$ and $\mathbf{J}_m^T \text{vec}(\mathbf{I}) = \mathbf{a}_m$.

It is shown in [21] that

$$\mathbf{J}_m^T \Sigma_1^{(N)} \mathbf{J}_m \xrightarrow{N \rightarrow +\infty} \mathbf{J}_m^T \Sigma_1(\mathbf{M}) \mathbf{J}_m = \mathbf{D}_1^{-1}(\mathbf{M}) \mathbf{B}_1(\mathbf{M}) \mathbf{D}_2^{-1}(\mathbf{M})$$

$$\mathbf{J}_m^T \Sigma_3^{(N)} \mathbf{J}_m \xrightarrow{N \rightarrow +\infty} \mathbf{J}_m^T \Sigma_3(\mathbf{M}) \mathbf{J}_m = \mathbf{D}_2^{-1}(\mathbf{M}) \mathbf{B}_3(\mathbf{M}) \mathbf{D}_2^{-1}(\mathbf{M})$$

where

$$\mathbf{D}_1(\mathbf{M}) = E \left[\frac{d\{\mathbf{J}_m^T \text{vec} \Psi_1(\mathbf{M})\}}{d\{\mathbf{J}_m^T \text{vec}(\mathbf{M})\}} \right]$$

$$\mathbf{D}_2(\mathbf{M}) = E \left[\frac{d\{\mathbf{J}_m^T \text{vec} \Psi_2(\mathbf{M})\}}{d\{\mathbf{J}_m^T \text{vec}(\mathbf{M})\}} \right]$$

and

$$\mathbf{B}_1(\mathbf{M}) = \text{var}(\mathbf{J}_m^T \text{vec} \Psi_1(\mathbf{M}))$$

$$\mathbf{B}_3(\mathbf{M}) = \text{var}(\mathbf{J}_m^T \text{vec} \Psi_2(\mathbf{M})).$$

where $\Psi_1(\mathbf{M}) = \sigma \varphi(\mathbf{z}^T (\sigma^{-1} \mathbf{M})^{-1} \mathbf{z}) \mathbf{z} \mathbf{z}^T - \mathbf{M}$ and $\Psi_2(\mathbf{M}) = \mathbf{x} \mathbf{x}^T - \mathbf{M}$. The matrices $\Sigma_1(\mathbf{M})$ and $\Sigma_3(\mathbf{M})$ are given by (11) and (3), respectively.

Following the same ideas, it is easy to prove that

$$\mathbf{J}_m^T \Sigma_2^{(N)} \mathbf{J}_m \xrightarrow{N \rightarrow +\infty} \mathbf{J}_m^T \Sigma_2(\mathbf{M}) \mathbf{J}_m = \mathbf{D}_1^{-1}(\mathbf{M}) \mathbf{B}_2(\mathbf{M}) \mathbf{D}_2^{-1}(\mathbf{M})$$

where

$$\mathbf{B}_2(\mathbf{M}) = \text{cov}(\mathbf{J}_m^T \text{vec} \Psi_1(\mathbf{M}), \mathbf{J}_m^T \text{vec} \Psi_2(\mathbf{M})).$$

And thus,

$$\Sigma = \Sigma_1(\mathbf{M}) - 2\Sigma_2(\mathbf{M}) + \Sigma_3(\mathbf{M}) \quad (18)$$

Now, in order to determine the final result, one needs to derive the expression for $\Sigma_2(\mathbf{M})$.

In order to whiten the expression of $\Sigma_2(\mathbf{M})$, let us now introduce $\Delta = \mathbf{M}^{-1/2} \sigma \hat{\mathbf{M}} \mathbf{M}^{-1/2} - \mathbf{I}$ and $\delta = \text{vec}(\Delta)$ indexed by M or SCM according to the considered estimator. Then, one can rewrite

$$\begin{aligned} \Sigma_2^{(N)} &= NE \left[\text{vec}(\mathbf{M}^{1/2} \Delta_M \mathbf{M}^{1/2}) \text{vec}(\mathbf{M}^{1/2} \Delta_{SCM} \mathbf{M}^{1/2})^T \right] \\ &= (\mathbf{M}^{T/2} \otimes \mathbf{M}^{1/2}) NE [\delta_M \delta_{SCM}^T] (\mathbf{M}^{T/2} \otimes \mathbf{M}^{1/2})^T \end{aligned}$$

where for the SCM $\sigma = 1$. This leads to

$$\Sigma_2(\mathbf{M}) = (\mathbf{M}^{T/2} \otimes \mathbf{M}^{1/2}) \Sigma_2(\mathbf{I}) (\mathbf{M}^{T/2} \otimes \mathbf{M}^{1/2})^T$$

It now only remains to derive the expression for $\Sigma_2(\mathbf{I})$. In [26], Tyler shows that

$$\mathbf{D}_1(\mathbf{I}) = -2\mathbf{J}_m^T E[H(\mathbf{z})H(\mathbf{z})^T] \mathbf{J}_m (\mathbf{I} + \mathbf{D}_m)^{-1} - \mathbf{I}$$

where $H(\mathbf{z}) = \varphi'(\mathbf{z}^T \mathbf{z})^{\frac{1}{2}}(\mathbf{z}\mathbf{z}^T)$ and

$$E[H(\mathbf{z})H(\mathbf{z})^T] = h_1(\mathbf{I} + \mathbf{K}_{m,m}) + h_2 \text{vec}(\mathbf{I}) \text{vec}(\mathbf{I})^T$$

with $h_0 = h_1 = h_2 = E[\sigma^2 t_1^2 \varphi'(\sigma t_1)]/m(m+2)$ which leads to

$$\mathbf{D}_1(\mathbf{I}) = -(2h_0 + 1)\mathbf{I} + h_0 \mathbf{a}_m \mathbf{a}_m^T.$$

Using the Sherman-Morrison formula [33], one obtains

$$\mathbf{D}_1^{-1}(\mathbf{I}) = \alpha_1 \mathbf{I} + \alpha_2 \mathbf{a}_m \mathbf{a}_m^T$$

with

$$\alpha_1 = \frac{(2h_0 + 1)^{-1}}{h_0 [(2h_0 + 1)((m+2)h_0 + 1)]^{-1}} \quad \text{and} \quad \alpha_2 =$$

$$\alpha_1 = -\frac{m(m+2)}{c}$$

and

$$\alpha_2 = \frac{m(c^2 - m^2 - 2m)}{c(c - m^2)}$$

with $c = 2E[\sigma t_1 \psi'(\sigma t_1)] + m^2$ (by using the facts that $\psi'(x) = x\varphi'(x) + \varphi(x)$ and $m = E[\sigma t_1 \varphi(\sigma t_1)]$). Moreover, it is simple to show that $\mathbf{D}_2(\mathbf{I})^{-1} = -\mathbf{I}$. Then, using Theorem 2 from [26], one obtains

$$\mathbf{B}_2(\mathbf{I}) = \beta_1(\mathbf{I} + \mathbf{D}_m) + \beta_2 \mathbf{a}_m \mathbf{a}_m^T$$

where

$$\begin{aligned} \beta_1 &= \text{cov}[\Psi_1(\mathbf{I})_{jk} \Psi_2(\mathbf{I})_{jk}] \\ &= E[\varphi(\sigma t_1) t_2 u_j^2 u_k^2] \\ &= \frac{E[\psi(\sigma t_1) t_2]}{m(m+2)} = \frac{b}{m(m+2)} \end{aligned}$$

and

$$\begin{aligned} \beta_2 &= \text{cov}[\Psi_1(\mathbf{I})_{jj} \Psi_2(\mathbf{I})_{kk}] \\ &= \beta_1 - E[\psi(\sigma t_1)]E[t_2]/m^2 \\ &= \beta_1 - 1 \end{aligned}$$

since $u_i^2 \sim \text{Beta}(1/2, (m-1)/2)$, $E[u_j^2] = 1/m$ and $E[u_j^2 u_k^2] = 1/(m(m+2))$. After some mathematical manipulations, one obtains

$$\mathbf{J}_m^T \Sigma_2(\mathbf{I}) \mathbf{J}_m = \gamma_1(\mathbf{I} + \mathbf{D}_m) + \gamma_2 \mathbf{a}_m \mathbf{a}_m^T$$

or equivalently

$$\Sigma_2(\mathbf{I}) = \gamma_1(\mathbf{I} + \mathbf{K}) + \gamma_2 \text{vec}(\mathbf{I}) \text{vec}(\mathbf{I})^T$$

with

$$\gamma_1 = -\alpha_1 \beta_1 = \frac{b}{c}$$

and

$$\begin{aligned} \gamma_2 &= -(\alpha_1 \beta_2 + 2\alpha_2 \beta_1 + 2m\alpha_2 \beta_2) \\ &= \frac{m(m+2)}{c} \left(\frac{b}{m(m+2)} - 1 \right) - \frac{2bm(c - m^2 - 2m)}{m(m+2)c(c - m^2)} \\ &\quad - m \frac{m(c - m^2 - 2m)}{c(c - m^2)} \left(\frac{b}{m(m+2)} - 1 \right) \\ &= \frac{b}{c} - \frac{m(m+2)}{c} - \frac{m(m+2)(c - m^2 - 2m)b}{c(c - m^2)m(m+2)} \\ &\quad + \frac{m^2(c - m^2 - 2m)}{c(c - m^2)} \\ &= \frac{b}{c} - \frac{m^2 + 2m}{c} - \frac{b(c - m^2)}{c(c - m^2)} + \frac{2bm}{c(c - m^2)} \\ &\quad + \frac{m^2(c - m^2)}{c(c - m^2)} - \frac{2m^3}{c(c - m^2)} \\ &= -\frac{2m}{c} + \frac{2m(b - m^2)}{c(c - m^2)} = \frac{2m(b - c)}{c(c - m^2)}. \end{aligned}$$

This leads to the final expression of $\Sigma_2(\mathbf{M})$:

$$\Sigma_2(\mathbf{M}) = \gamma_1(\mathbf{M}^T \otimes \mathbf{M})(\mathbf{I} + \mathbf{K}) + \gamma_2 \text{vec}(\mathbf{M}) \text{vec}(\mathbf{M})^T \quad (19)$$

Finally, combining Eq. (19) together with Eqs. (11) and (3) in Eq. (18), one obtains the coefficients σ_1 and σ_2 as follows

$$\begin{aligned} \sigma_1 &= \vartheta_1 - 2\gamma_1 + 1 = \frac{am(m+2)}{c^2} - 2\frac{b}{c} + 1 \\ &= \frac{am(m+2) + c(c - 2b)}{c^2} \end{aligned}$$

and

$$\begin{aligned} \sigma_2 &= \vartheta_2 - 2\gamma_2 \\ &= \frac{a - m^2}{(c - m^2)^2} - \frac{a(m+2)}{c^2} + 2\frac{m(c - b)}{c(c - m^2)} \end{aligned}$$

which concludes the proof. \blacksquare

B. Complex M -estimators

In this subsection, one gives the general results for the complex case. Let $(\mathbf{u}_1, \dots, \mathbf{u}_N)$ be an N -sample of m -dimensional complex i.i.d. vectors with $\mathbf{u}_n \sim U(\mathbb{C}S^m)$, t_1^1, \dots, t_1^N an N -sample of real independent variables and t_2^1, \dots, t_2^N an N -sample of real independent variables with $t_2^n \sim (1/2)\chi_{2m}^2$, $n = 1, \dots, N$. Let now $\mathbf{z}_n = \sqrt{t_1^n} \mathbf{A} \mathbf{u}_n \sim \mathbb{C}ES_m(\mathbf{0}, \mathbf{M})$ and $\mathbf{x}_n = \sqrt{t_2^n} \mathbf{A} \mathbf{u}_n \sim \mathbb{C}N_m(\mathbf{0}, \mathbf{M})$ where $\mathbf{M} = \mathbf{A} \mathbf{A}^H$ is a factorization of \mathbf{M} . Consider the SCM $\widehat{\mathbf{M}}_{SCM}$ built with $(\mathbf{x}_1, \dots, \mathbf{x}_N)$ and the M -estimator $\widehat{\mathbf{M}}$ built with $(\mathbf{z}_1, \dots, \mathbf{z}_N)$.

For simplicity purposes, we will keep the same notations as for Theorem III.1 for the different constants σ_1, σ_2, a, b and c although their expressions slightly differ in the complex case. If necessary, the differences will be stressed out with different notations.

Theorem III.2 Let $\hat{\mathbf{M}}$ be defined by (7) and σ is the solution of (8). The asymptotic distribution of $\sigma\hat{\mathbf{M}} - \hat{\mathbf{M}}_{SCM}$ is given by

$$\sqrt{N}\text{vec}(\sigma\hat{\mathbf{M}} - \hat{\mathbf{M}}_{SCM}) \xrightarrow{d} \mathbb{CN}(\mathbf{0}, \mathbf{C}, \mathbf{P}) \quad (20)$$

where \mathbf{C} and \mathbf{P} are defined by

$$\begin{aligned} \mathbf{C} &= \sigma_1 \mathbf{M}^T \otimes \mathbf{M} + \sigma_2 \text{vec}(\mathbf{M}) \text{vec}(\mathbf{M})^H, \\ \mathbf{P} &= \sigma_1 (\mathbf{M}^T \otimes \mathbf{M}) \mathbf{K} + \sigma_2 \text{vec}(\mathbf{M}) \text{vec}(\mathbf{M})^T \end{aligned} \quad (21)$$

with

$$\begin{aligned} \sigma_1 &= \frac{am(m+1) + c(c-2b)}{c^2} \\ \sigma_2 &= \frac{a-m^2}{(c-m^2)^2} - \frac{a(m+1)}{c^2} + 2 \frac{m(c-b)}{c(c-m^2)} \end{aligned} \quad (22)$$

where

$$\begin{aligned} a &= E[\psi^2(\sigma t_1)] \\ b &= E[\psi(\sigma t_1)t_2] \\ c &= E[\psi'(\sigma t_1)\sigma t_1] + m^2 \end{aligned} \quad (23)$$

Remark III.2 As in the real case and for identity covariance matrix, the particular structure of the asymptotic covariance matrix³ involves only three non-null elements d_1, d_2 and d_3 at the positions (i, j) and equal to:

- $d_1 = \sigma_1 + \sigma_2$ for $i = j = p + m(p-1)$ with $p = 1, \dots, m$,
- $d_2 = \sigma_1$ for $i = j = p + m(q-1)$ with $p \neq q$ and $p, q = 1, \dots, m$,
- $d_3 = \sigma_2$ for $i = p + m(p-1), j = q + m(q-1)$ with $p \neq q$ and $p, q = 1, \dots, m$.

Proof: To prove the statement, let us introduce \mathbf{v}_n and \mathbf{w}_n be the following vectors of dimension $p = 2m$:

$$\begin{aligned} \mathbf{v}_n &= (\text{Re}(\mathbf{z}_n)^T, \text{Im}(\mathbf{z}_n)^T)^T, \\ \mathbf{w}_n &= (\text{Re}(\mathbf{x}_n)^T, \text{Im}(\mathbf{x}_n)^T)^T \end{aligned}$$

distributed according to $\mathbf{v}_n \sim E_{2m}(\mathbf{0}, \mathbf{M}_R, g_z)$, $\mathbf{w}_n \sim N_{2m}(\mathbf{0}, \mathbf{M}_R)$ and $\mathbf{g}^T = (\mathbf{I}_m, -j\mathbf{I}_m)$, where

$$\mathbf{M}_R = \frac{1}{2} \begin{pmatrix} \text{Re}(\mathbf{M}) & -\text{Im}(\mathbf{M}) \\ \text{Im}(\mathbf{M}) & \text{Re}(\mathbf{M}) \end{pmatrix}$$

(see [6] for more details). Let us now introduce the M -estimators

$$\begin{aligned} \hat{\mathbf{M}}_{\mathbf{v}} &= \frac{1}{N} \sum_{n=1}^N \varphi(\mathbf{v}_n^H \hat{\mathbf{M}}_{\mathbf{v}}^{-1} \mathbf{v}_n) \mathbf{v}_n \mathbf{v}_n^H, \\ \hat{\mathbf{M}}_{\mathbf{w}} &= \frac{1}{N} \sum_{n=1}^N \mathbf{w}_n \mathbf{w}_n^H, \end{aligned}$$

and let $\mathbf{M}_{\mathbf{v}}$ and $\mathbf{M}_{\mathbf{w}}$ be the associated solutions of

$$\begin{aligned} \mathbf{M}_{\mathbf{v}} &= E[\varphi(\mathbf{v}^H \mathbf{M}_{\mathbf{v}}^{-1} \mathbf{v}) \mathbf{v} \mathbf{v}^H], \\ \mathbf{M}_{\mathbf{w}} &= E[\mathbf{w} \mathbf{w}^H] \end{aligned}$$

One can prove (see [6]) that $\mathbf{C} = (\mathbf{g}^T \otimes \mathbf{g}^H) \mathbf{\Pi} (\mathbf{g}^T \otimes \mathbf{g}^H)^H$ where $\mathbf{\Pi} = NE[\text{vec}(\sigma\hat{\mathbf{M}}_{\mathbf{v}} - \mathbf{M}_{\mathbf{v}}) \text{vec}(\hat{\mathbf{M}}_{\mathbf{w}} - \mathbf{M}_{\mathbf{w}})^H]$. Following

³Similar comment with slight modifications is valid for the pseudo-covariance matrix

theses changes, one can now apply results of Theorem III.1 but for vectors of dimension $2m$ instead of m . This leads to $\mathbf{C} = \sigma_1 \mathbf{M}^T \otimes \mathbf{M} + \sigma_2 \text{vec}(\mathbf{M}) \text{vec}(\mathbf{M})^H$ with

$$\begin{aligned} \sigma_1 &= \frac{a2m(2m+2) + c(c-2b)}{c^2} \\ \sigma_2 &= \frac{a - (2m)^2}{(c - (2m)^2)^2} - \frac{a(2m+2)}{c^2} + 2 \frac{2m(c-b)}{c(c - (2m)^2)} \end{aligned}$$

where

$$\begin{aligned} a &= E[\psi_r^2(\sigma t_{r1})] \\ b &= E[\psi_r(\sigma t_{r1})t_{r2}] \\ c &= 2E[\psi_r'(\sigma t_{r1})\sigma t_{r1}] + (2m)^2 \end{aligned}$$

and where σ is the solution of

$$E[\psi_r(\sigma t_{r2})] = 2m \quad (24)$$

Since $\psi_r(s) = 2\psi(s/2)$, $t_{r1} = 2t_1$ and $t_{r2} = 2t_2$ one can conclude that (24) is equivalent to $E[\psi(\sigma t_1)] = m$. And after simple manipulations, one can derive the different values given in Theorem III.2.

Finally, as derived in [6], $\mathbf{P} = \mathbf{C}\mathbf{K}$ and $\text{vec}(\mathbf{M})^H \mathbf{K} = \text{vec}(\mathbf{M})^T$, which leads to the result of Theorem III.2 and concludes the proof. ■

C. Particular cases

As in many works on robust scatter matrix estimation (following the seminal works of Maronna [22]), two particular M -estimators are generally analyzed, namely the Student-t MLE and the Huber M -estimator, as well as the Tyler's estimator.

1) *Tyler's estimator:* Let us now consider the SCM $\hat{\mathbf{M}}_{SCM}$ built with $(\mathbf{x}_1, \dots, \mathbf{x}_N)$ and Tyler's estimator $\hat{\mathbf{M}}_{FP}$ built with $(\mathbf{z}_1, \dots, \mathbf{z}_N)$. Hereafter, the result for Tyler's estimator, derived in [32], are presented. The first scale factor in the result can be (roughly speaking) obtained from the Theorem III.2⁴ while the derivation of the second one requires a different approach.

Theorem III.3 The asymptotic distribution of $\hat{\mathbf{M}}_{FP} - \hat{\mathbf{M}}_{SCM}$ is given by

$$\sqrt{N}\text{vec}(\hat{\mathbf{M}}_{FP} - \hat{\mathbf{M}}_{SCM}) \xrightarrow{d} \mathbb{CN}(\mathbf{0}, \mathbf{C}_{FP}, \mathbf{P}_{FP})$$

where $\mathbf{\Sigma}$ and $\mathbf{\Omega}$ are defined by

$$\begin{aligned} \mathbf{C}_{FP} &= \frac{1}{m} \mathbf{M}^T \otimes \mathbf{M} + \frac{m-1}{m^2} \text{vec}(\mathbf{M}) \text{vec}(\mathbf{M})^H, \\ \mathbf{P}_{FP} &= \frac{1}{m} (\mathbf{M}^T \otimes \mathbf{M}) \mathbf{K} + \frac{m-1}{m^2} \text{vec}(\mathbf{M}) \text{vec}(\mathbf{M})^T. \end{aligned}$$

Remark III.3 In the case of Tyler's estimator $\psi(\sigma t_1) = m$ which leads to $a = m^2$, $b = m^2$ and $c = m^2$. Substituting these values in the expression of σ_1 , one obtains the previous result. This is in agreement with the results obtained in [32], [34].

⁴by considering the function $\psi(x) = m$.

2) *Student-t M-estimator*: A zero-mean random vector \mathbf{z} follows the complex multivariate t -distribution with ν ($0 < \nu < \infty$) degrees of freedom if its PDF is given by

$$h_{\mathbf{z}}(\mathbf{z}) = C_{m,g} |\mathbf{M}|^{-1} \left(1 + \frac{2t}{\nu}\right)^{-\frac{2m+\nu}{2}}$$

where $t = \mathbf{z}^H \mathbf{M}^{-1} \mathbf{z}$ and $C_{m,g} = 2^m \Gamma(m + \frac{\nu}{2}) / [(\pi\nu)^m \Gamma(\frac{\nu}{2})]$. The corresponding stochastic representation is as follows: $t \sim mF_{2m,\nu}$ while the CG representation is: $\tau^{-1} \sim \text{Gam}(\nu/2, 2/\nu)$, or equivalently $\tau \sim \text{IG}(\nu/2, \nu/2)$, where IG denotes the inverse Gamma distribution. We shall write $\mathbb{C}t_{m,\nu}(\mathbf{0}, \mathbf{M})$ to denote this case. The MLE for this distribution, denoted $\hat{\mathbf{M}}_t$, is obtained for the weight function

$$\varphi(t) = \frac{2m + \nu}{\nu + 2t}$$

leading to

$$\psi(t) = \frac{2m + \nu}{\nu + 2t} t$$

The motivation to analyze this estimator arises from the fact that it presents a trade-off between the SCM and Tyler's estimator. Indeed, $\nu \rightarrow \infty$ leads to the Gaussian distribution and the resulting MLE is the SCM ($\varphi(t) \rightarrow 1$) while $\nu \rightarrow 0$ yields Tyler's estimator ($\varphi(t) \rightarrow m/t$). However, $\nu = 0$ does not correspond to any t -distribution. Also, the multivariate t -distributions, besides the Gaussian distribution, encompass also multivariate Laplace distribution (for $\nu = 1/2$) or the multivariate Cauchy distribution (for $\nu = 1$) which are robust heavy-tailed alternatives to the Gaussian distribution. The complex multivariate t -distributions are thus useful for studying robustness of multivariate statistics as a decrement of ν yields a distribution with an increased heaviness of the tails. Finally, $\hat{\mathbf{M}}_t$ is widely used both in theory (as a benchmark) and in practice which presents strong motivation for understanding its behavior.

Corollary III.1 *The asymptotic distribution of $\hat{\mathbf{M}}_t - \hat{\mathbf{M}}_{SCM}$ is given by (21) with $\sigma_1 = (m + \nu/2)^{-1}$ and $\sigma_2 = 2/\nu(m + 1 + \nu/2)(m + \nu/2)^{-1}$.*

Proof: See Appendix A. ■

3) *Huber's M-estimator*: The complex extension of Huber's M -estimator is defined by

$$\varphi(t) = \frac{1}{\beta} \min(1, \frac{k^2}{t})$$

where k^2 and β depend on a single parameter $0 < q < 1$, according to

$$\begin{aligned} q &= F_{2m}(2k^2), \\ \beta &= F_{2m+2}(2k^2) + k^2 \frac{1-q}{m} \end{aligned}$$

where $F_m(\cdot)$ is the cumulative distribution function of a χ^2 distribution with m degrees of freedom.

This estimator is also widely used in statistical estimation and in diverse applications in signal processing [1]. It should be noted that the theoretical derivation of its asymptotical distribution is impossible, since the function $\psi(t_1)$ is not

differentiable in every point. Namely, the Huber's M -estimator can be interpreted as a weighted combination between the SCM and Tyler's estimator and independently off parameter q there is always a point in which its weight function is not derivable.

D. Mahalanobis distance

In this subsection we will show the main interest of the previous results. One of the widely used functions in signal processing is Mahalanobis distance. It is based on the correlation between variables thanks to which different models can be identified and analyzed. It is also a useful way to determine similarities between sets of known and unknown data. In the Gaussian context (with known covariance matrix), this distance computed with the ordinary covariance matrix has a chi-squared distribution. It is also shown that distances in which the covariance matrix is replaced by the SCM has a F -distribution and an asymptotic chi-squared distribution. The main benefit of this result is proving that the distribution of robust distances can be better approximated by F -distribution than by chi-squared distribution which is very useful in different applications (e.g., anomaly detection).

Theorem III.4 *Let $\hat{\mathbf{M}}$ be defined by (7) and σ is the solution of (8). For the Mahalanobis distance based on $\sigma\hat{\mathbf{M}}$ one has, conditionally to the distribution of \mathbf{y} , the following asymptotic distribution*

$$\sqrt{N} \frac{(\sigma \mathbf{y}^H \hat{\mathbf{M}}^{-1} \mathbf{y} - \mathbf{y}^H \hat{\mathbf{M}}_{SCM}^{-1} \mathbf{y})_{\mathbf{y}}}{\mathbf{y}^H \mathbf{M}^{-1} \mathbf{y}} \xrightarrow{d} N(0, \theta) \quad (25)$$

where θ is defined by

$$\theta = \sigma_1 + \sigma_2 \quad (26)$$

with σ_1 and σ_2 given by Eq. (22).

Proof: To prove this theorem we will use the following result that can be derived using the Delta method [21]

$$\sqrt{N}(f(\hat{\mathbf{M}}) - f(\mathbf{M})) \xrightarrow{d} N(0, f'(\mathbf{M}) \Sigma f'(\mathbf{M})^H) \quad (27)$$

where $f(\mathbf{M})$ is a function of \mathbf{M} , $f'(\mathbf{M})$ is the first derivative with respect to \mathbf{M} and Σ is defined by

$$\Sigma = E[(\hat{\mathbf{M}} - \mathbf{M})(\hat{\mathbf{M}} - \mathbf{M})^H].$$

One has also a more general result

$$E[(f(\hat{\mathbf{M}}_1) - f(\mathbf{M}))(f(\hat{\mathbf{M}}_2) - f(\mathbf{M}))] = f'(\mathbf{M}) \Sigma_{12} f'(\mathbf{M})^H$$

where $\Sigma_{12} = E[(\hat{\mathbf{M}}_1 - \mathbf{M})(\hat{\mathbf{M}}_2 - \mathbf{M})^H]$. Here one has that $f(\mathbf{M}) = \mathbf{y}^H \mathbf{M}^{-1} \mathbf{y}$ and thus $f'(\mathbf{M}) = \frac{\partial(\mathbf{y}^H \mathbf{M}^{-1} \mathbf{y})}{\partial \text{vec}(\mathbf{M})}$. The

derivative $f'(\mathbf{M})$ can be presented as

$$\begin{aligned}
f'(\mathbf{M}) &= \frac{\partial(\mathbf{y}^H \mathbf{M}^{-1} \mathbf{y})}{\partial \text{vec}(\mathbf{M})} \\
&= \frac{\partial \text{Tr}(\mathbf{y}^H \mathbf{M}^{-1} \mathbf{y})}{\partial \text{vec}(\mathbf{M})} \\
&= \frac{\text{Tr}(\mathbf{y}^H \mathbf{M}^{-1} \partial(\mathbf{M}) \mathbf{M}^{-1} \mathbf{y})}{\partial \text{vec}(\mathbf{M})} \\
&= \frac{\text{Tr}(\partial(\mathbf{M}) \mathbf{M}^{-1} \mathbf{y} \mathbf{y}^H \mathbf{M}^{-1})}{\partial \text{vec}(\mathbf{M})} \\
&= \frac{\partial \text{vec}(\mathbf{M})^H \text{vec}(\mathbf{M}^{-1} \mathbf{y} \mathbf{y}^H \mathbf{M}^{-1})}{\partial \text{vec}(\mathbf{M})} \\
&= \frac{\partial \text{vec}(\mathbf{M})^H (\mathbf{M}^T \otimes \mathbf{M})^{-1} \text{vec}(\mathbf{y} \mathbf{y}^H)}{\partial \text{vec}(\mathbf{M})} \\
&= \text{vec}^H(\mathbf{y} \mathbf{y}^H) (\mathbf{M}^T \otimes \mathbf{M})^{-1}.
\end{aligned}$$

Since $(\mathbf{M}^T \otimes \mathbf{M})^{-1} \text{vec}(\mathbf{M}) = \text{vec}(\mathbf{M}^{-1})$ one has

$$\begin{aligned}
\phi &= \sigma_1 \text{vec}^H(\mathbf{y} \mathbf{y}^H) (\mathbf{M}^T \otimes \mathbf{M})^{-1} \text{vec}(\mathbf{y} \mathbf{y}^H) \\
&+ \sigma_2 \text{vec}^H(\mathbf{y} \mathbf{y}^H) \text{vec}(\mathbf{M}^{-1}) \text{vec}(\mathbf{M}^{-1})^H \text{vec}(\mathbf{y} \mathbf{y}^H) \\
&= \sigma_1 \text{vec}^H(\mathbf{y} \mathbf{y}^H) \text{vec}(\mathbf{M}^{-1} \mathbf{y} \mathbf{y}^H \mathbf{M}^{-1}) \\
&+ \sigma_2 \text{Tr}(\mathbf{y} \mathbf{y}^H \mathbf{M}^{-1}) \text{Tr}(\mathbf{M}^{-1} \mathbf{y} \mathbf{y}^H) \\
&= \sigma_1 \text{Tr}(\mathbf{y}^H \mathbf{M}^{-1} \mathbf{y} \mathbf{y}^H \mathbf{M}^{-1} \mathbf{y}) + \sigma_2 \text{Tr}(\mathbf{y}^H \mathbf{M}^{-1} \mathbf{y})^2 \\
&= (\vartheta_1 + \vartheta_2) (\mathbf{y}^H \mathbf{M}^{-1} \mathbf{y})^2.
\end{aligned}$$

If we proceed as in the proof of Theorem III.1, we can easily show that $\theta = \phi - 2\phi_2 + \phi_1$ where $\phi = \vartheta_1 + \vartheta_2$ and ϑ_1, ϑ_2 given by Eq. (10). Also, $\phi_1 = 1$, since $\vartheta_1 = 1$ and $\vartheta_2 = 0$ for the SCM. The parameter $\phi_2 = \gamma_1 + \gamma_2$ is based on the correlation between $\hat{\mathbf{M}}$ and $\hat{\mathbf{M}}_{SCM}$ and according to Eq. (19), one has that $\gamma_1 = b/c$ and $\gamma_2 = m(b-c)/(c-m^2)$ (notice that 2 has disappeared from γ_2 since the data is complex and b, c are given by Eq. (23)). Finally, we obtain that $\theta = \vartheta_1 - 2\gamma_1 + 1 + \vartheta_2 - 2\gamma_2 = \sigma_1 + \sigma_2$ which concludes the proof. ■

E. Discussion

Here are some general comments on the proposed results as well as their great interest in practice.

- To show the main interest of our results we will first discuss the values of scale factors σ_1 and σ_2 and thus the values of $E[\psi^2(\sigma t_1)]$, $E[\psi(\sigma t_1)t_2]$ and $E[\psi'(\sigma t_1)\sigma t_1] + m^2$. Since $0 < \psi(\sigma t_1) < K$ and $E(\psi(\sigma t_1)) = m$ using Bhatia-Davis inequality one has that $\text{var}(\psi(\sigma t_1)) < (K-m)m$ and thus $E(\psi(\sigma t_1)^2) < Km$. Since K is of the magnitude as m and $K > m$, one has that $E(\psi(\sigma t_1)^2)$ is of the same magnitude as m^2 (for Tyler's estimator $E(\psi(\sigma t_1)^2) = m^2$, for Student M -estimator $E(\psi(\sigma t_1)^2) = \frac{m(m+1)(m+\frac{\nu}{2})}{m+1+\frac{\nu}{2}}$, for SCM $E(\psi(\sigma t_1)^2) = m^2 + m\dots$). From this, it follows that b is also of the same magnitude as m^2 since $\frac{m^2}{\sqrt{E(\psi(\sigma t_1)^2)}} = \frac{E(\psi(\sigma t_1))E(t_2)}{\sqrt{E(t_2^2)}} < \frac{E(\psi(\sigma t_1)t_2)}{\sqrt{E(\psi(\sigma t_1)^2)}} < \sqrt{\frac{m^2}{E(\psi(\sigma t_1)^2)}} < \sqrt{(m^2+m)\sqrt{E(\psi(\sigma t_1)^2)}}$. It is obvious that c is also of the same magnitude as m^2 . From all this, one can conclude that σ_1 is inversely proportional to m . This ensures the strong "proximity"

between M -estimators and SCM, justifying the approximation of M -estimators behavior thanks to Wishart distribution.

- In this paper, one has shown that all M -estimators are asymptotically closer to the SCM than to the true covariance matrix. By "close", we mean that the asymptotic variance, namely the σ_1 tends to 0 with the dimension m . This remark is of course also obvious for Tyler's estimator. Note that we only focus on the first coefficient σ_1 since this is the most important (in the sense that it drives the behavior of the asymptotic variance, see for instance [34]) as proven in theorem IV.2 of [6]. Also, one can notice that in all asymptotic results σ_2 is generally a constant (with respects to m).
- An important consequence of the previous remark is that any M -estimators (including Tyler's one) behavior can be approximate by the SCM one (built with Gaussian random vectors), namely by the Wishart distribution. This is of great interest in practice since all the analytical performance of functionals of robust scatter estimators can be derived based on its equivalent for the simplest Wishart distribution, while keeping the inherent robustness brought by M -estimators (contrary to the SCM). To summarize, robust estimators are better approximated by Wishart distribution than by the asymptotic Gaussian distribution with the true scatter matrix as mean.
- A last comment is that, roughly speaking, one has the following result for any robust scatter matrix estimator $\hat{\mathbf{M}}$:

$$\sqrt{mN} \left(\hat{\mathbf{M}} - \hat{\mathbf{M}}_{SCM} \right) \xrightarrow[N \rightarrow \infty]{} \mathbb{CN}(\mathbf{0}, \mathbf{D}, \mathbf{Q})$$

where \mathbf{D} and \mathbf{Q} are "fixed". Thus, one has a gain in terms of convergence of m . This is agreement with the results obtained in [35] for a different convergence regime ($m, N \rightarrow \infty$ with m/N tending to a positive constant).

IV. SIMULATIONS

In this section some simulation results are presented in the complex case. First, Figure 1 presents the norm of the difference between the empirical covariance matrix of $\sqrt{N}(\sigma \hat{\mathbf{M}} - \hat{\mathbf{M}}_{SCM})$ (Eq. (20)), denoted as $\mathbf{C}^{(N)}$ and the theoretical results obtained in Theorem III.2. The plotted results are obtained from t -distributed data with the number of degrees of freedom ν set to 2 and by using the Student- t M -estimator (i.e. theoretical results are explicitly given in Corollary III.1). The scatter matrix \mathbf{M} is defined by $M_{i,j} = \rho^{|i-j|}$, $i = 1, \dots, m$. The correlation coefficient ρ is set to 0, i.e. the scatter matrix is equal to the identity matrix. One can notice that Figure 1 validates results obtained in Theorem III.2 since the quantity tends to zero when the number N of samples tends to infinity.

Recall that following Remark III.2 when the scatter matrix is equal to identity, the matrices \mathbf{C} and \mathbf{P} contain only three different non-null elements: $\sigma_1 + \sigma_2$, σ_1 and σ_2 . Here, we are interested in empirical values of the three different elements of the empirical covariance matrix of $\sqrt{N}(\sigma \hat{\mathbf{M}} - \hat{\mathbf{M}}_{SCM})$,

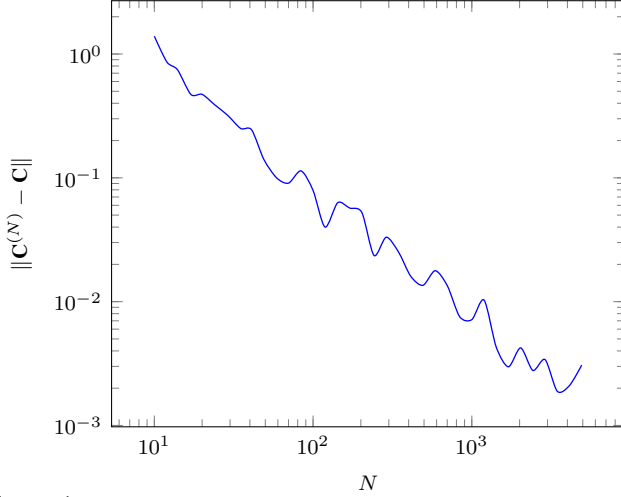


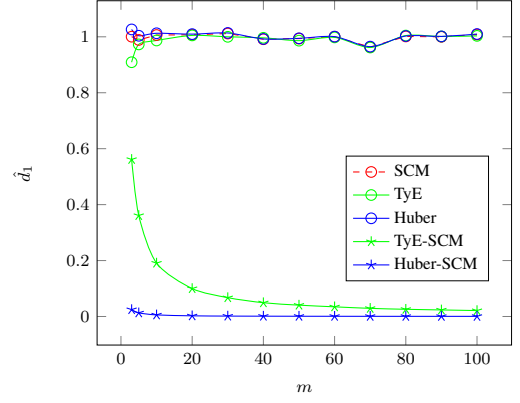
Figure 1: Euclidean norm of the difference between the empirical covariance matrix of Eq. (20) and the theoretical result Eq. (21) with σ_1 and σ_2 of Corollary III.1. $m = 5$

denoted as $\mathbf{C}^{(N)}$, and we compare them to the corresponding ones of $\Sigma_M^{(N)}$ (empirical covariance matrix of $\sqrt{N}(\sigma\hat{\mathbf{M}} - \mathbf{M})$). First, Tyler's and Huber's M -estimators are analyzed. The results are obtained for complex Gaussian-distributed⁵ data. The values of the first diagonal, the second diagonal and a non-diagonal element of $\mathbf{C}^{(N)}$ and $\Sigma_M^{(N)}$ are plotted on Figure 2. The horizontal scale presents the dimension of the data used to estimate the covariance matrix. The number of samples N is set to 1000. The elements are calculated as the empirical mean of the quantities obtained from I Monte Carlo runs ($I = 10000$). For each iteration i , we generate a new set of N i.i.d. data $\mathbf{x}_1, \dots, \mathbf{x}_N$ to estimate a scatter matrix. The parameter q for Huber's M -estimator is set to 0.95, which means that 95% of the data are considered to be Gaussian distributed while the remaining 5% are treated as outliers.

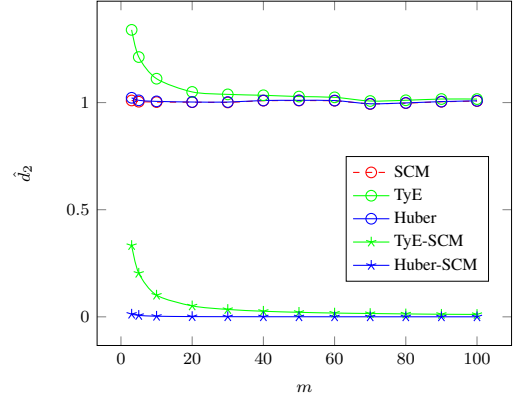
From Figure 2 (data are Gaussian-distributed), one can notice that the elements of $\mathbf{C}^{(N)}$ (TyE-SCM and Huber-SCM) go to zero when the dimension m increases, while for $\Sigma_M^{(N)}$ (SCM, TyE and Huber) only non-diagonals elements vanish when $m \rightarrow \infty$. The results for Huber's M -estimator are close to zero as expected. This shows, as expected, that M -estimators are better characterized by a Wishart distribution than a Gaussian distribution centered on the true matrix \mathbf{M} .

Figure 3 presents results in various non-Gaussian case. On Figure 3(a), results obtained for complex t -distributed data ($\nu = 2$) are presented. The second diagonal element for Tyler's and Student- t M -estimator (equation (III-C2)) are plotted. Since Tyler's estimator is distribution-free, the results are the same as in the Gaussian framework. One can see that the second diagonal element for Student M -estimator vanishes when $m \rightarrow \infty$ as expected. Indeed, if we look at the result from Corollary III.1, the first scale factor is inversely

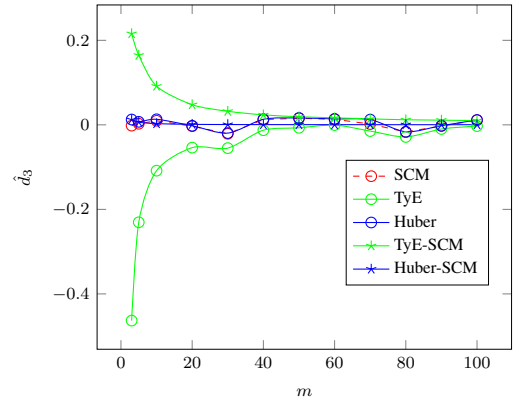
⁵Note that a change in the underlying distribution will not affect the results for Tyler's estimator since it is distribution-free over the class of CES.



(a) First diagonal element



(b) Second diagonal element



(c) Non-diagonal element

Figure 2: Gaussian distribution: Empirical non-null coefficients of the asymptotic covariance matrices (Remark III.2) versus the dimension m for $N = 1000$. SCM (resp. TyE, Huber, TyE-SCM and Huber-SCM) corresponds to the empirical version of Σ_{SCM} in Eq. (4) (resp. Σ_{FP} in Eq. (13), Σ_M in Eq. (9), \mathbf{C}_{FP} of Theorem III.3 and \mathbf{C} of Theorem III.2)

proportional to the dimension m . Same conclusions as for Figure 2 still hold for Student- t M -estimator.

Finally, on Figure 3(b), we present the results for Tyler's and Huber's estimators when the data are corrupted by some outliers. As it can be noted, the results are the same as on Figure 2, showing the robustness of these two estimators and

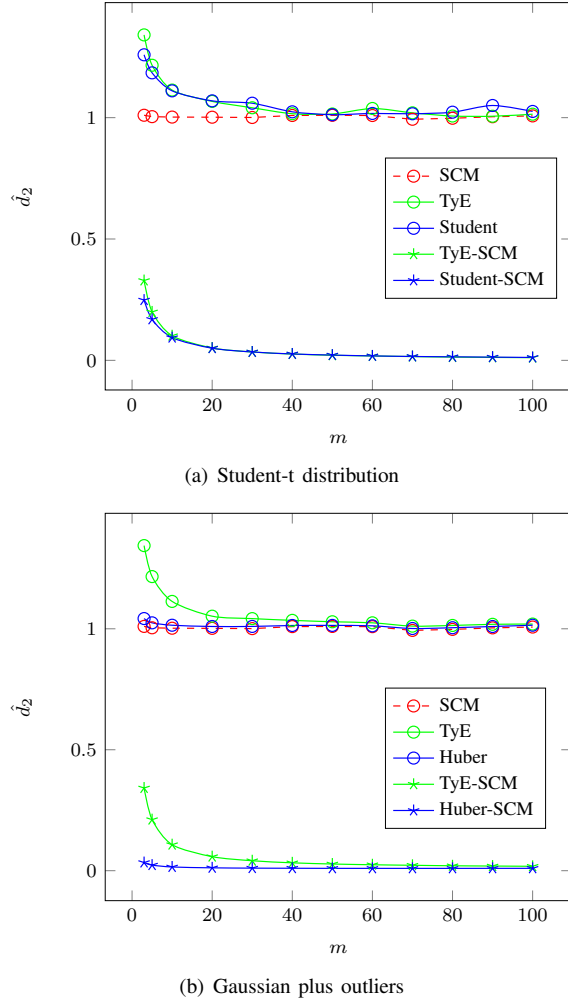


Figure 3: Empirical second diagonal element in the asymptotic covariance matrices versus the dimension m for $N = 1000$.

- SCM corresponds to the empirical version of 1 in Eq. (4)
- TyE: empirical version of $\vartheta_1 = m^{-1}(m+1)$ in Eq. (13),
- Huber: empirical version of $\vartheta_1 = c_M^{-2} a_M m(m+1)$ in Eq. (10) for Huber M -estimator,
- Student: empirical version of $\vartheta_1 = c_M^{-2} a_M m(m+1)$ in Eq. (10) for the Student M -estimator,
- TyE-SCM: empirical version of $1/m$ of Theorem III.3, Huber-SCM: empirical version of σ_1 of Theorem III.2 computed with Huber M -estimator,
- Student-SCM: empirical version of $\sigma_1 = (m + \nu/2)^{-1}$ of Corollary III.1

validating the theoretical results.

Finally, we present results for the Mahalanobis distance with Student M -estimator (t -distance). The data have the complex t -distribution with $\nu = 3$. The empirical variance of the difference between the t -distance and SCM-distance (distance computed with the SCM in the Gaussian context) is compared to the theoretical result of Theorem III.4 (here we are interested in the relative error as in the theorem). The empirical variance of the t -distance (when compared to the distance based on the true scatter matrix) is also plotted. From Figure 4 one can notice that the value of the robust t -distance is much closer to the one of SCM-distance than to

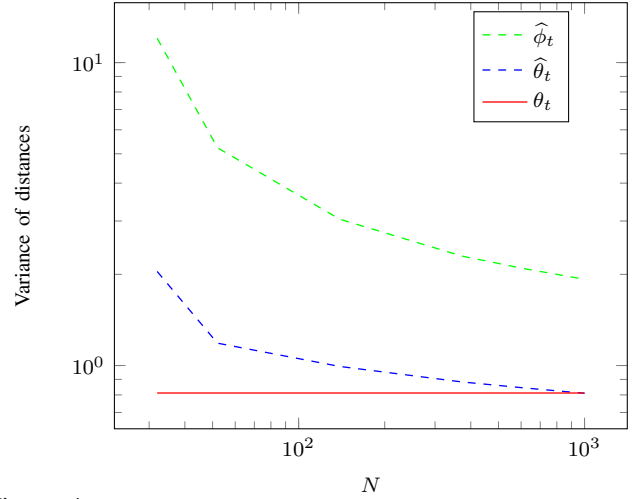


Figure 4: Empirical variance of the Mahalanobis distance computed with Student M -estimator (compared to the theoretical result Eq.(III-D)) and the empirical variance of the difference between the Mahalanobis distance computed with Student M -estimator and the one computed with the SCM (compared to the result of Theorem III.4, Eq. (26), $\nu = 3$, $m = 10$)

the distance computed with the true scatter matrix, which once again justifies the statement that the behavior of M -estimators (e.g. Student M -estimator) can be approximated by a Wishart distribution. This also implies that the distribution of robust distances can be better approximated with an F -distribution than with a chi-squared distribution, which can be very useful in some problems like detection, clustering etc.

V. CONCLUSIONS

This paper has investigated the relations between the asymptotic behaviors of M -estimators and the one of the SCM in a Gaussian context (i.e. the Wishart distribution). The asymptotic covariance and pseudo-covariance matrices of their difference have been derived and it has been shown that certain elements tend to 0 when the dimension of the data tends to infinity. Interestingly, these results provide a better approximation of M -estimators properties than any other analyses in the literature. It is also essential to notice that the approach is original and promising, by comparing to well-known estimators for deriving new properties. In other words, the approach can be summarized as follows: explaining the behavior of an “intractable” estimator $\hat{\theta}$ by analyzing its proximity with a well-known estimator $\hat{\theta}_1$. In our view, these results represent an excellent initial step toward the better understanding of the behavior of M -estimators applied in various problems, such as the adaptive detection problems and thus, toward the improvement of the detection performances. Furthermore, we believe that this research will be very helpful in the analysis of the asymptotic regime in the detection problems based on M -estimators and will allow to give a new insight into detection threshold computation. Future works will concentrate on this topic.

APPENDIX A
PROOF OF COROLLARY III.1

For Student's t -distribution $t_1 \sim mF_{2m,\nu}$ yields

$$f(t_1) = C_m t_1^{m-1} \left(1 + \frac{2}{\nu} t_1\right)^{-\frac{2m+\nu}{2}}$$

with

$$C_m = \left(\frac{2}{\nu}\right)^m \frac{\Gamma(m + \frac{\nu}{2})}{\Gamma(m)\Gamma(\frac{\nu}{2})}$$

where $\Gamma(\cdot)$ is the Gamma function. Since $\sigma = 1$ for every ML -estimator [1], one has

$$\psi(\sigma t_1) = \psi(t_1) = \frac{2m + \nu}{\nu + 2t_1} t_1$$

Now one obtains

$$\begin{aligned} E[\psi^2(t_1)] &= E\left[\frac{(2m + \nu)^2}{(\nu + 2t_1)^2} t_1^2\right] \\ &= C_m \int_0^{+\infty} \frac{(2m + \nu)^2 t_1^2}{\nu^2 (1 + \frac{2}{\nu} t_1)^2} t_1^{m-1} \left(1 + \frac{2t_1}{\nu}\right)^{-\frac{2m+\nu}{2}} dt_1 \\ &= C_m \frac{(2m + \nu)^2}{\nu^2} \frac{1}{C_{m+2}} \\ &= \frac{m(m+1)(m + \frac{\nu}{2})}{m + 1 + \frac{\nu}{2}} \end{aligned}$$

and

$$\begin{aligned} E[t_1 \psi'(t_1)] &= E\left[\frac{(2m + \nu)\nu}{(\nu + 2t_1)^2} t_1\right] \\ &= C_m \int_0^{+\infty} \frac{(2m + \nu)\nu t_1}{\nu^2 (1 + \frac{2}{\nu} t_1)^2} t_1^{m-1} \left(1 + \frac{2t_1}{\nu}\right)^{-\frac{2m+\nu}{2}} dt_1 \\ &= C_m \frac{\nu(2m + \nu)}{\nu^2} \int_0^{+\infty} t_1^{-1} t_1^{m+1} \left(1 + \frac{2t_1}{\nu}\right)^{-\frac{2m+4+\nu}{2}} dt_1 \\ &= C_m \frac{2m + \nu}{\nu} \frac{1}{C_{m+2}} E[t_1^{-1}] \end{aligned}$$

where now $t/(m+2) \sim F_{2m+4,\nu}$ or equivalently $(m+2)/t \sim F_{\nu,2m+4}$ which gives

$$E[t_1^{-1}] = \frac{1}{m+2} \frac{2m+4}{2m+4-2} = \frac{1}{m+1}$$

and finally

$$E[t \psi'(t_1)] = \frac{\nu}{2} \frac{m}{(m+1 + \frac{\nu}{2})}.$$

To compute $E[\psi(t_1)t_2]$ let us remind that $t_1 = \tau t_2$ where τ and t_2 are independent, $\tau \sim \text{IG}(\nu/2, \nu/2)$ and $t_2 \sim (1/2)\chi_{2m}^2$. Thus, one can write

$$I = E[\psi(t_1)t_2] = C \iint_{\mathbb{R}_+^2} \frac{1}{1 + \frac{2\tau}{\nu} t_2} \tau^{-\frac{\nu}{2}} e^{-\frac{\nu}{2\tau}} t_2^{m+1} e^{-t_2} d\tau dt_2$$

where $C = (\frac{2m}{\nu} + 1) \frac{\nu}{2} / (\Gamma(\frac{\nu}{2})\Gamma(m))$. The change of variable $u = \frac{2\tau}{\nu} t_2$ gives $du = \frac{2\tau}{\nu} dt_2$ and hence

$$I = C \int_0^\infty \frac{\nu}{2\tau} \tau^{-\frac{\nu}{2}} e^{-\frac{\nu}{2\tau}} \left(\frac{\nu}{2\tau}\right)^{m+1} \int_0^\infty \frac{1}{1+u} u^{m+1} e^{-\frac{\nu}{2\tau}u} du d\tau.$$

Then, using the equality

$$\int_0^\infty \frac{1}{1+u} u^{m+1} e^{-\frac{\nu}{2\tau}u} du = e^{\frac{\nu}{2\tau}} (m+1)! \Gamma(-1-m; \frac{\nu}{2\tau})$$

where $\Gamma(\cdot; \cdot)$ stands for the upper incomplete Gamma function, one obtains

$$I = C' \int_0^\infty \tau^{-\frac{\nu}{2}-m-2} \Gamma(-1-m; \frac{\nu}{2\tau}) d\tau$$

where $C' = C(m+1)! \left(\frac{\nu}{2}\right)^{m+2}$. Since

$$\Gamma(-1-m; \frac{\nu}{2\tau}) = \left(\frac{\nu}{2\tau}\right)^{-m-1} E_{m+2}\left(\frac{\nu}{2\tau}\right)$$

where E_{m+2} is the generalized exponential integral, one has

$$I = C'' \int_0^\infty \tau^{-\frac{\nu}{2}-1} E_{m+2}\left(\frac{\nu}{2\tau}\right) d\tau$$

where $C'' = C' \left(\frac{2}{\nu}\right)^{m+1}$ which leads to

$$\begin{aligned} I &= C'' \int_0^\infty \tau^{-\frac{\nu}{2}-1} \int_1^\infty e^{-\frac{\nu}{2\tau}t} t^{-m-2} dt d\tau \\ &= C'' \int_1^\infty t^{-m-2} \int_0^\infty \tau^{-\frac{\nu}{2}-1} e^{-\frac{\nu}{2\tau}t} d\tau dt \\ &= C''' \int_1^\infty t^{-m-2-\frac{\nu}{2}} dt = \frac{C'''}{m+1 + \frac{\nu}{2}} \end{aligned}$$

where $C''' = C'' \left(\frac{\nu}{2}\right)^{-\frac{\nu}{2}} \Gamma(\frac{\nu}{2})$ and finally

$$E[\psi(t_1)t_2] = \frac{(m + \frac{\nu}{2})m(m+1)}{m+1 + \frac{\nu}{2}}.$$

This leads to the following values for a, b, c

$$\begin{aligned} a &= \frac{m(m+1)(m + \frac{\nu}{2})}{m+1 + \frac{\nu}{2}}, \\ b &= \frac{m(m+1)(m + \frac{\nu}{2})}{m+1 + \frac{\nu}{2}}, \\ c &= \frac{\nu}{2} \frac{m}{(m+1 + \frac{\nu}{2})} + m^2 = \frac{m(m+1)(m + \frac{\nu}{2})}{m+1 + \frac{\nu}{2}}. \end{aligned}$$

Substituting previous results in Eq. (22), one finally obtains

$$\sigma_1 = \frac{1}{m + \nu/2} \quad \text{and} \quad \sigma_2 = \frac{2(m+1 + \nu/2)}{\nu(m + \nu/2)}.$$

REFERENCES

- [1] E. Ollila, D. E. Tyler, V. Koivunen, and H. V. Poor, "Complex elliptically symmetric distributions: Survey, new results and applications," *Signal Processing, IEEE Transactions on*, vol. 60, no. 11, pp. 5597–5625, November 2012.
- [2] F. Pascal, Y. Chitour, J.-P. Ovarlez, P. Forster, and P. Larzabal, "Covariance structure maximum-likelihood estimates in Compound-Gaussian noise: existence and algorithm analysis," *Signal Processing, IEEE Transactions on*, vol. 56, no. 1, pp. 34–48, January 2008.
- [3] Y. Chen, A. Wiesel, and A. O. Hero, "Robust shrinkage estimation of high-dimensional covariance matrices," *Signal Processing, IEEE Transactions on*, vol. 59, no. 9, pp. 4097–4107, 2011.
- [4] A. Wiesel, "Unified framework to regularized covariance estimation in scaled Gaussian models," *Signal Processing, IEEE Transactions on*, vol. 60, no. 1, pp. 29–38, 2012.
- [5] F. Pascal, L. Bombrun, J.-Y. Tournier, and Y. Berthoumieu, "Parameter estimation for multivariate generalized Gaussian distributions," *Signal Processing, IEEE Transactions on*, vol. 61, no. 23, pp. 5960–5971, December 2013.
- [6] M. Mahot, F. Pascal, P. Forster, and J.-P. Ovarlez, "Asymptotic properties of robust complex covariance matrix estimates," *IEEE Transactions on Signal Processing*, vol. 61, no. 13, pp. 3348–3356, July 2013.
- [7] A. K. Gupta and D. K. Nagar, *Matrix Variate Distributions*. Chapman & Hall/CRC, 2000.

- [8] M. Bilodeau and D. Brenner, *Theory of Multivariate Statistics*, ser. New York, NY. USA:Springer-Verlag, 1999.
- [9] F. Gini and M. S. Greco, "Sub-optimum approach to adaptive coherent radar detection in Compound-Gaussian clutter," *Aerospace and Electronic Systems, IEEE Transactions on*, vol. 35, no. 3, pp. 1095–1103, July 1999.
- [10] F. Gini, M. S. Greco, M. Diani, and L. Verrazzani, "Performance analysis of two adaptive radar detectors against non-Gaussian real sea clutter data," *Aerospace and Electronic Systems, IEEE Transactions on*, vol. 36, no. 4, pp. 1429–1439, October 2000.
- [11] F. Gini and M. S. Greco, "Covariance matrix estimation for CFAR detection in correlated heavy tailed clutter," *Signal Processing, special section on SP with Heavy Tailed Distributions*, vol. 82, no. 12, pp. 1847–1859, December 2002.
- [12] E. Conte and M. Longo, "Characterization of radar clutter as a spherically invariant random process," *IEE Proceeding, Part. F*, vol. 134, no. 2, pp. 191–197, April 1987.
- [13] E. Conte, A. De Maio, and G. Ricci, "Covariance matrix estimation for adaptive cfar detection in Compound-Gaussian clutter," *Aerospace and Electronic Systems, IEEE Transactions on*, vol. 38, no. 2, pp. 415–426, April 2002.
- [14] C. Liu and D. B. Rubin, "ML estimation of the t distribution using EM and its extensions, ECM and ECME," *Statistica Sinica*, vol. 5, pp. 19–39, 1995.
- [15] M. Rangaswamy, "Statistical analysis of the nonhomogeneity detector for non-Gaussian interference backgrounds," *Signal Processing, IEEE Transactions on*, vol. 53, no. 6, pp. 2101–2111, June 2005.
- [16] E. Jay, J. P. Ovarlez, D. Declercq, and P. Duvaut, "BORD: Bayesian optimum radar detector," *Signal Processing*, vol. 83, no. 6, pp. 1151 – 1162, 2003.
- [17] E. Conte, A. De Maio, and G. Ricci, "Recursive estimation of the covariance matrix of a Compound-Gaussian process and its application to adaptive CFAR detection," *Signal Processing, IEEE Transactions on*, vol. 50, no. 8, pp. 1908–1915, August 2002.
- [18] F. Gini and M. S. Greco, "Covariance matrix estimation for CFAR detection in correlated heavy tailed clutter," *Signal Processing*, vol. 82, no. 12, pp. 1847–1859, 2002.
- [19] D. Kelker, "Distribution theory of spherical distributions and a location-scale parameter generalization," *Sankhyā: The Indian Journal of Statistics, Series A*, vol. 32, no. 4, pp. 419–430, December 1970.
- [20] M. Mahot, P. Forster, J.-P. Ovarlez, and F. Pascal, "Robustness analysis of covariance matrix estimates," *European Signal Processing Conference (EUSIPCO), Aalborg, Denmark*, August 2010.
- [21] P. J. Huber, "Robust estimation of a location parameter," *The Annals of Mathematical Statistics*, vol. 35, no. 1, pp. 73–101, January 1964.
- [22] R. A. Maronna, "Robust M -estimators of multivariate location and scatter," *Annals of Statistics*, vol. 4, no. 1, pp. 51–67, January 1976.
- [23] J. T. Kent and D. E. Tyler, "Maximum likelihood estimation for the wrapped Cauchy distribution," *Journal of Applied Statistics*, vol. 15, no. 2, pp. 247–254, 1988.
- [24] A. Balleri, A. Nehorai, and J. Wang, "Maximum likelihood estimation for Compound-Gaussian clutter with inverse gamma texture," *Aerospace and Electronic Systems, IEEE Transactions on*, vol. 43, no. 2, pp. 775–779, April 2007.
- [25] D. E. Tyler, "Radial estimates and the test for sphericity," *Biometrika*, vol. 69, no. 2, p. 429, 1982.
- [26] —, "A distribution-free M -estimator of multivariate scatter," *The Annals of Statistics*, vol. 15, no. 1, pp. 234–251, 1987.
- [27] I. Soloveychik and A. Wiesel, "Tyler's covariance matrix estimator in elliptical models with convex structure," *Signal Processing, IEEE Transactions on*, vol. 62, no. 20, pp. 5251–5259, Oct 2014.
- [28] —, "Performance analysis of Tyler's covariance estimator," *Signal Processing, IEEE Transactions on*, vol. 63, no. 2, pp. 418–426, Jan 2015.
- [29] A. Wiesel and T. Zhang, "Structured robust covariance estimation," *Foundations and Trends in Signal Processing*, vol. 8, no. 3, pp. 127–216, 2015.
- [30] G. Frahm and U. Jaekel, "A generalization of Tyler's m -estimators to the case of incomplete data," *Computational Statistics & Data Analysis*, vol. 54, pp. 374–393, 2010.
- [31] F. Pascal, P. Forster, J.-P. Ovarlez, and P. Larzabal, "Performance analysis of covariance matrix estimates in impulsive noise," *IEEE Transactions on Signal Processing*, vol. 56, no. 6, pp. 2206–2217, June 2008.
- [32] G. Drašković and F. Pascal, "New properties for Tyler's covariance matrix estimator," in *2016 50th Asilomar Conference on Signals, Systems and Computers*, Pacific Grove, CA, USA, Nov 2016, pp. 820–824.
- [33] K. B. Petersen, M. S. Pedersen *et al.*, "The matrix cookbook," *Technical University of Denmark*, vol. 7, p. 15, 2008.
- [34] G. Drašković, F. Pascal, A. Breloy, and J.-Y. Tournet, "New asymptotic properties for the robust ANMF," in *IEEE International Conference on Acoustics, Speech, and Signal Processing, ICASSP-17*, New Orleans, USA, March 2017.
- [35] R. Couillet, F. Pascal, and J. W. Silverstein, "The Random Matrix Regime of Maronna's M -estimator with elliptically distributed samples," *Journal of Multivariate Analysis*, vol. 139, pp. 56–78, July 2015.