

Algorithms for Deforming and Contracting Simply Connected Discrete Closed Manifolds (III)

Li Chen

Department of Computer Science and Information Technology

University of the District of Columbia

Email: lchen@udc.edu

December 14, 2024

Abstract

In a recent paper, *Algorithms for Deforming and Contracting Simply Connected Discrete Closed Manifolds (II)*, we discussed two algorithms for deforming and contracting a simply connected discrete closed manifold into a discrete sphere. The first algorithm was a continuation of work that began in *Algorithms for Deforming and Contracting Simply Connected Discrete Closed Manifolds (I)*, the second algorithm contained a more direct treatment of contraction for discrete manifolds. In this paper, we clarify that we can use this same method on standard piecewise linear (PL) complexes on the triangulation of general smooth manifolds. Our discussion is based on triangulation techniques invented by Cairns, Whitehead, and Whitney more than half of a century ago.

In this paper, we use PL or simplicial complexes to replace certain concepts of discrete manifolds in previous papers. Note that some details in the original papers related to discrete manifolds may also need to be slightly modified for this purpose. In this paper, we use the algorithmic procedure to prove the following theorem: For a finite triangulation of a simply-connected closed and orientable 3-manifold M in Euclidean space, if a (simply-connected closed) 2-cycle which was made by 2-cells of this triangulation separates M into two connected components, then each of the components will also be simply-connected. In addition, we can algorithmically make M to be homeomorphic to a 3-sphere. The relationship of these theorems to a generalized Jordan separation problem, the general Jordan-Schoenflies theorem, and other important problems are also discussed.

This revision adds more details and corrects several typos in the proof of the theorems for previous versions due to time constraints. We will post the detailed algorithm/procedure for practical triangulations in the following papers.

1 Introduction

According to the Whitney embedding theorem and the Nash embedding theorem, any smooth real m -dimensional manifold can be smoothly embedded in R^{2m} and any m -manifold with a Riemannian metric (Riemannian manifold) can be isometrically embedded in an n -Euclidean space E^n where $n \leq c \cdot m^3$. Therefore, we only need to consider smooth manifold \mathcal{M} in E^n .

In 1940, based on Cairns's work, Whitehead first proved the following theorem [16]: Every smooth manifold admits an (essentially unique) compatible piecewise linear (PL) structure.

A PL structure is a triple (K, \mathcal{M}, f) where K is a PL-complex and $f : K \rightarrow \mathcal{M}$ is piecewise differentiable. In addition, Whitehead proved (roughly speaking) that there is a sequence of homeomorphic mappings f_i on the finite complex K_i that are arbitrarily good approximations of f . (K_i is a collection of finite cells, each of these cells is a subdivision of some cells in K_{i-1} .)

In 1957, Whitney designed a simpler procedure to get a triangulation [17]. In 1960, Cairns found an even simpler method for compact smooth manifolds[8, 9]: A compact smooth manifold admits a finite triangulation, i.e. there is a finite complex that is diffeomorphic to the original manifold. A finite complex means that a complex has a finite number of simplices or (PL) cells. Therefore, for simplicity, a compact smooth manifold can be triangulated by a finite complex [8] (while preserving the diffeomorphism between them).

The more general research is related to *combinatorial triangulation conjecture* that is stated as follows:

Every compact topological manifold can be triangulated by a PL manifold.

Rado in 1925 proved that this conjecture holds in two dimensional cases. Moise followed by proving the conjecture in three dimensions. However, the conjecture is false in dimensions ≥ 4 [11].

In [2], we discussed two algorithms for deforming and contracting a simply connected discrete closed manifold into a discrete sphere. The first algorithm was a continuation of work initiated in [3]. The second algorithm was a more direct treatment of contractions for discrete manifolds.

This paper focuses on the second algorithm and its relationship to smooth manifolds. We clarify that we can use the same method for standard PL complexes from the triangulation of general smooth manifolds. Our discussion is based on triangulation techniques invented by Cairns, Whitehead, and Whitney more than half of a century ago. This paper focuses on the 3-manifold, the most important case. However, we also discuss the more general k -manifold.

In this paper¹ we use the algorithmic procedure to prove the following theorem: *For a finite triangulation of a simply-connected closed 3-manifold M in Euclidean space, if a (simply-connected closed) 2-cycle which was made by 2-cells of this triangulation separates M into two connected components, then each of the components will also be simply-connected.* The relationship of this theorem to a generalized Jordan separation problem, the general Jordan-Schoenflies theorem, and other important problems are also discussed.

In this paper, we assume that M is orientable. In addition, a 2-cycle means that it is homeomorphic to a 2-sphere in this paper, and this homeomorphism can be determined in a reasonable time such as in the polynomial time.

We use \mathcal{M} to denote a smooth or general topological manifold in Euclidean space and K to denote a complex that is a collection of cells based on a triangulation or decomposition. We also use M to represent a restored manifold of K in Euclidean space.

M is essentially K , but M is a discrete-like manifold (with K as the decomposition) that will serve better for our discussion. M is now embedded in a Euclidean space too, and each cell of M with regarding to K has the geometric meaning. For instance, every i -cell in M with regarding to K , $i > 0$, has the centroid point that is different from all 0-cells contained in this i -cell in K . When we need, we can use this type of points to refine the decomposition of M (K) and the new one will be refinement of K . This refinement process will be performed in finite times only.

2 Some Basic Concepts of Manifolds

A topological manifold is defined as follows [11]: A topological space \mathcal{M} is a manifold of dimension m if:

- (1) \mathcal{M} is Hausdorff, and
- (2) \mathcal{M} is second countable, and
- (3) \mathcal{M} is locally Euclidean of dimension m .

We know that every manifold is locally compact, which means that every point has a neighborhood (containing this point) that is compact [11].

Let x be a point in \mathcal{M} and an open set containing x is a neighborhood $\theta(x)$. Mapping $\theta(x)$ locally homeomorphic to an E^m is called a *chart*. A collection of charts whose domain $(\theta(\cdot))$ covers \mathcal{M} is called an *atlas* of \mathcal{M} .

Roughly, a manifold is smooth if for any point $x \in \mathcal{M}$ and each nearby point y of x , the chart transition (called transition-map) from $\theta(x)$ to $\theta(y)$ is smooth. This means that $chart_y^{-1}(chart_x(\theta(x) \cap \theta(y)))$ is smooth. We omit

¹This is the third revision of the paper. In this revision, we mainly add some figures to show the proof in Section 4 of this paper. We also made a separated short paper to explain a theorem used as Part I of the proof of Theorem 4.3. [1].

the formal definition here for simplicity. In this paper, we only want to include local compactness as a property for conditions.

On the other hand, in [3], we observed that the Chen-Krantz paper (L. Chen and S. Krantz, A Discrete Proof of the General Jordan-Schoenflies Theorem, <http://arxiv.org/abs/1504.05263>) actually proved the following result essentially: *For a simply connected (orientable) closed manifold M in discrete space U , if M is a proper submanifold, (the dimension of M is smaller than the dimension of U by one), M separate U into two components.* Here, U can be a decomposition or triangulation of Euclidean Space, a sphere, or a simply connected orientable manifold. Further details can be found directly from the Chen-Krantz paper. If U is a 4-dimensional Euclidean space, that is partitioned into gridcubic. M , a PL 3-manifold, separates U into two components. The Chen-Krantz paper also provided a method that contracts M to be the boundary of a 4-cell. This means that M is homeomorphic to the 3-Sphere in 4-dimensional Euclidean space.

However, when the dimension of U is much bigger than the dimension of M , then the contraction discussed in Chen-Krantz will not be applicable. We may need a new method. For instance, we could fill an $(m+1)$ -manifold bounded by M , where m is the dimension of M . Some algorithms have been discussed in [3], but these algorithms might not work to certain cases. In [2], we continued the discussions by

- (1) Refining the algorithm by introducing a tree structure for filling, and
- (2) Designing another direct method of contraction.

This paper continues for the second part in [2]. In this paper, we attempt to use concepts such as the simplicial complex in combinatorial topology instead of the discrete manifolds used in [3, 2], which makes this paper more readable for researchers and professionals in mathematics. We also attempt to draw a stronger connection between our results and the Poincare conjecture.

According to the official description of the Poincare conjecture made by John Milnor [13]:

Question. If a compact three-dimensional manifold M^3 has the property that every simple closed curve within the manifold can be deformed continuously to a point, does it follow that M^3 is homeomorphic to the sphere S^3 .

According to Moise, any 3D topological manifold is homeomorphic equivalent to a compact smooth manifold \mathcal{M}^3 , and there is only one diff-structure for any \mathcal{M}^3 . So this question is the same to determine for a compact smooth manifold.

Morgan wrote a much clear explanation [14]: “Now to the notion of equivalence. For topological manifolds it is homeomorphism. Namely, two topological manifolds are equivalent (and hence considered the same object for the purposes of classification) if there is a homeomorphism, i.e., a continuous bijection with a continuous inverse, between them. Two smooth manifolds are equivalent if there is a diffeomorphism, i.e., a continuous bijection with a continuous inverse with the property that both the map and its inverse are smooth maps, between

the manifolds. Milnor's examples were of smooth 7-dimensional manifolds that were topologically equivalent but not smoothly equivalent to the 7-sphere. That is to say, the manifolds were homeomorphic but not diffeomorphic to the 7-sphere. Fortunately, these delicate issues need not concern us here, since in dimensions two and three every topological manifold comes from a smooth manifold and if two smooth manifolds are homeomorphic then they are diffeomorphic. Thus, in studying 3-manifolds, we can pass easily between two notions. Since we shall be doing analysis, we work exclusively with smooth manifolds.”

On the other hand, Lott explained the Poincaré conjecture as [12]: “The version stated by Poincaré is equivalent to the following.

Poincaré conjecture : A simply-connected closed (= compact boundaryless) smooth 3-dimensional manifold is diffeomorphic to the 3-sphere.”

Therefore, both Milnor and Lott used the compact manifold. It is certain that there is an equivalence between the compact manifold and general manifold for a simply-connected smooth 3D manifold.

In order to cover the topic more generally, we do not restrict our discussion to 3D compact manifolds. Instead, we directly use the local compactness property of a topological manifold [11]. We would like to obtain a sequence of PL complexes that approaches the original manifold with any degree of approximation. Using this method, we can extend the results to any type of high dimensions of smooth manifolds.

3 Relations Between Cell Complexes and Some Concepts in Discrete Space

In this paper, we want to make some modifications to the previous paper [2] that was mainly based on discrete manifolds. Now, we would like to use cell complexes, specifically PL complexes in order to convey the same results. In this section, we review some related results.

Let K be a cell complex that is a decomposition (triangulation) of a compact smooth m -manifold \mathcal{M} in n -dimensional Euclidean space E^n . K only contains a finite number of cells [8]. M is the union of all cells in K , and M can be viewed as a polyhedron in Euclidean space. M can also be viewed as a discrete manifold in [3, 2]. In other words, M is a discrete manifold where each cell in M can be found in K . Since M is a polyhedron, M is the restoration of K in Euclidean space E^n .

Therefore, K is a set of 0-cells, 1-cells, \dots , m -cells, where the set of i -cells is called the i -skeleton of M . We must assume that there is no $(m+1)$ -cell in K . We also assume that each i -cell in M is an i -simplex, i -cube, or i -convex polyhedron. Without losing generality, we can assume that the intersection of any two cells in K or M is empty or a single j -cell where $j \geq 0$. To summarize, K is the set-theoretic representation (just like the computer graphics input of a 3D object) of M , M is the geometric representation of K .

We can also easily see that: An i -cell is an i -complex that contains a simply connected closed $(i-1)$ -manifold

plus the inner part of this manifold. The simplest example is the i -simplex or i -cube. In other words, an i -cell is bounded by a set of $(i - 1)$ -cells, and it contains the inner part of the cell in the i -dimension. The inner part of an i -cell usually refers to an open i -cell in E^n .

The construction of K is interesting, practically. We can see that K contains all inner parts of cells contained in K . However, to represent K (in computer or any other form), we only need to attach the 0-cells with the inner parts of cells.

In fact, K only contains the inner part of i -cells (open i -cells) when $i \geq 1$ and all 0-cells (points). In order to make our discussion easier, let K contain all open and closed cells from the triangulation or decomposition of \mathcal{M} .

Computationally, let a, b, c be 0-cells. To represent a complex in computers or any other explicit form, we can use $[a, b, c, \dots]$ to express a cell that also contains the boundary of the cell. (a, b, c, \dots) is an open set that contains the inner part of $[a, b, c, \dots]$. Let $\langle a, b, c, \dots \rangle$ represent the boundary of $[a, b, c, \dots]$. Then, we have

$$\partial([a, b, c, \dots]) = \langle a, b, c, \dots \rangle = [a, b, c, \dots] \setminus (a, b, c, \dots),$$

and

$$[a, b, c, \dots] = \langle a, b, c, \dots \rangle \cup (a, b, c, \dots).$$

Because each element of K in E^n , such as $[a, b, c, \dots]$, (a, b, c, \dots) , and $\langle a, b, c, \dots \rangle$, has real meaning, we can assume that K contains not only open cells but all forms including $[.]$ $(.)$ and $\langle . \rangle$ of cells for convenience.

A curve in M is a path of 1-cells in K , so we can define the simple connectivity of M . K contains a finite number of cells. Usually no cell can be split into two or more if it is not specifically mentioned, which means when K is completely defined, we will usually not make any further changes. (In fact, to make finite numbers of refinements or merges on cells will not affect much of the proofs in this paper.)

Since every pair of two vertices (0-cells) in finite K have a certain distance in E^n , local flatness will not be a problem for a polyhedron since it is always locally flat in E^n . To recall the definition of local flatness: S is called locally flat in E^n (or other space) if for any point x in S , there is a neighborhood U of x in E^n such that $U \cap S$ is a neighborhood of x in S . It roughly means that $U \cap S$ is homeomorphic to a (deformed) disk of S containing x . Therefore

Proposition 3.1 : M as a polyhedron is locally flat in E^n .

Proposition 3.2: Every i -submanifold $M(i)$ determined by i -skeleton of K is locally flat in E^n .

Local flatness here is not the same as *discrete local flatness* in [2]. When we require discrete local flatness in this paper, we can always use the barycentric (or other type of) subdivision of triangles to create one. However, since we use embedded manifolds in E^n , there is no need for such a process. We know that the inner part of a j -cell ($j > 0$) can be determined in E^n as the centroid of the cell (or the counterclockwise direction of $(j - 1)$ -cells in the j -cell; just think about algebraic representation of triangulations in algebraic topology [10]). Unlike in pure

discrete space, there is no centroid point in discrete space. Discrete space only contains the rotational directions (one can indicate inner and another can indicate outer).

Therefore, the case of K with its embedding counterpart M in E^n is much simpler than the discrete manifolds for pure discrete cases.

One concept that is called *cell-distance* was developed in the Chen-Krantz paper (L. Chen and S. Krantz, A Discrete Proof of The General Jordan-Schoenflies Theorem, <http://arxiv.org/abs/1504.05263>). the cell-distance is for two points in a manifold: Two points p and q , $p \neq q$ in K or M is said to have a j -cell-distance k means that the length of the shortest j -cell-path that contains both p and q is k . We will repeat this definition when we actually use it in this paper.

Again, we assume that all manifolds discussed in this paper are orientable.

4 Contraction of the Finite PL Complex K

Let M be a smooth compact simply connected closed manifold in E^n . The complex K is a triangulation or PL decomposition of M . K only contains finite number of cells. In other words, assume that all partitioned PL cells of M are included in K where K is a finite simplicial complex or PL complex of M . We will only deal with K and its elements, not every point in M that is a subset of E^n .

Based on a theorem, Theorem 5.1, proved in Chen-Krantz paper, we concluded that a simply connected closed $(m-1)$ -manifold S split a simply connected closed m -manifold M into two components in discrete space. We required both S and M be locally flat in discrete space. For continuous space, it is a true property for both M and S in E^n as we discussed before. In other words, M in E^n is locally flat. Any i -submanifold S of M is locally flat if each cell of S is an element in K (K was defined previously). As we discussed in last section, M is locally flat in E^n .

On the other hand, one of the key facts in this paper is that we allow simplexes or cells with open and closed-cells in E^n , we do not need to consider local flatness for discrete cases. This is because we can easily partition a cell (few times) into more cells to meet the requirement of discrete local flatness.

We restate this theorem, Theorem 5.1, in Chen-Krantz paper, as follows:

Theorem 4.1 (*The Jordan theorem for the closed surface on a 3D discrete manifold*) Let M be a simply connected 3D manifold (discrete or PL); a closed discrete surface S (with local flatness) will separate M into two components. Here, M can be closed.

4.1 The 3D Jordan Theorem in Euclidean Space

Note that M in this paper is slightly different from M in Chen-Krantz paper. M in Theorem 4.1 is a discrete manifold; M in the current paper is the combined form of M and K . Local flatness is required in Theorem 4.1 (Theorem 5.1 in Chen-Krantz paper), However, in this paper, (M, K) is naturally locally flat. This is because a (finite) K can be subdivided a finite number of times: Every cell (simplex), except 0-cells, must have a centroid point that is distinguished from the boundary of the cell. When we consider (M, K) in this paper, any simple curve (meaning that no 0-cell appears twice in the curve) or simple (sub-)manifold is locally flat. Therefore, based on Theorem 4.1, we can easily get:

Theorem 4.2 *Let M be a simply connected closed 3D manifold associated with the finite complex K where K is a triangulation or a PL decomposition of M . A simple closed 2D-surface S in M (where each 2-cell of S is a 2-cell in K) will separate M into two components.*

The Brief Proof:

We just prove this theorem here briefly. There is a little difference from Theorem 4.1 and Theorem 4.2. This is because Theorem 4.1 deals with discrete manifold, and Theorem 4.2 is for an embedded manifold in Euclidean space. From the following explanation, we can also see that the embedded 3-manifolds are simpler than the discrete manifolds.

Since S is finite in Theorem 4.2 and S is naturally locally flat in Euclidean space, so S separates M into two parts as we have proved in Chen-Krantz paper with at most two- or three-times refinements by (barycentric or other type) subdivision if it is needed when original S is not discrete locally flat in M . After the refinement, we can directly use the Theorem 4.1.

□

The separation by using S to M here is more significant, the connectedness about the two parts after the separation could be somewhat easier in our intuition. We also could have the following observation for connectedness without thinking to perform refinements using subdivision: Since S is a simply closed surface by 2-cells in K , then

(1) If S is not the boundary of just one 3-cell in M , any 3-cell in K in Theorem 4.2 must contain a face (2-cell) that is not totally on S . This 3-cell can connect to other 3-cells without using any 2-cells in S . Since each (open or closed) 2-cell of a 3-cell will be included in two 3-cells in M (M is closed), let 2-cells (not in S) to glue 3-cells. We will get one connected part. So, each of the two components (parts) in Theorem 4.2 is connected.

(2) If S is the boundary of a 3-cell in M . Then S still separates M into two components since one is the inner

part of this 3-cell and the another is the rest of 3-cells of M .

A complete proof can be found in Chen-Krantz paper. Here just provide some intuition of the proof. Thus, we can see that the embedded manifold in Euclidean space is simpler than the discrete cases.

Now we will give an algorithmic proof for the following statement: If M is closed in Theorem 4.2, then M is homeomorphic to a 3-sphere.

4.2 The Main Theorem

Theorem 4.3 *If M is closed in Theorem 4.2, then we can algorithmically make M to be homeomorphic to a 3-sphere.*

The Algorithmic Proof:

According to Theorem 4.2, a simply connected closed 2-manifold (orientable) B will split the 3-manifold M into two components D and D' . B is the common boundary of D and D' . (B was S in Theorem 4.2.) B only contains cells in K which is the simplicial complex or PL-complex corresponding to M in Euclidean space as defined previously.

In this proof, there two major tasks: In the first part, we prove that D and D' are simply connected. In the second part, we prove that D (and D') is homeomorphic to a 3D-cell (or an m -cell) based on the first part of the proof.

Part 1: We first show that each of the components (D and D') will be simply connected.

According to the definition of simple connectedness, if M is simply connected then a simple closed curve C on M is contractible to a point $p \in C$ on M . Here, C only contains edges (1-cells) in K .

Let Ω be the contraction sequence in the discrete case, which we call gradual variation in [4]. We might as well to assume that p is not on B .

Again, this contraction sequence only takes edges (1-cells) in K . Each curve here is a closed path of edges in M . In addition, B is a subset of K , so B only contains a finite number of cells including a finite number of edges as well as 0-cells and 2-cells.

The contraction sequence Ω may contain some point on B and pass B to another component (and come back), see Fig. 1(a)(b). In such a case, we want to modify this contraction sequence that will replace Ω . It means to get a new contraction sequence in $D \cup B$ (or $D' \cup B$) to show that D (or D') is simply connected. We start the detailed proof in the following.

First, a curve C on Ω may intersect with B but not crossover B (this means that $C \subset D \cup B$ or $C \subset D' \cup B$). We will not make changes for this case here, see Fig.2 (a). (That is to say if the curve only stays on B and returns to

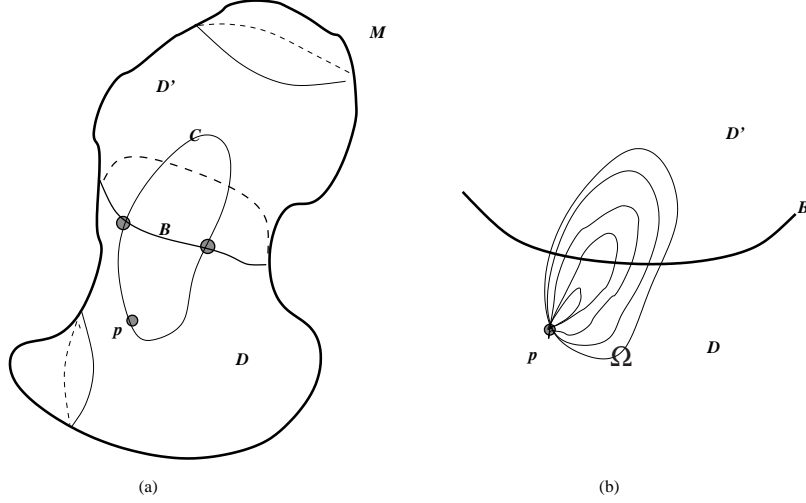


Figure 1: An example of M that is separated by B .

the original component D , then this will not count as “a pass.”)

Note that we usually think that D contains B and $B = \partial D$. We use $D \cup B$ to ensure that no matter what we think D is open or closed in Euclidean space, our proof is still clear.

Second, we assume that $p \in D$, some curves in Ω pass B to D and then back to D .

Let $p \in D$. We want to modify the case that a closed curve C containing p in Ω starts at p and passes B to reach a point in D' then come back to p in D , see Fig. 2(b).

We define a *pass* regarding to B to be entering B from one component and exiting B to another component. For instance, a sequence of points d, b_1, \dots, b_k, d' in C is a *pass* if $d \in D, d' \in D'$ (or *vice versa*), and $b_i \in B$ where $i = 0, \dots, k$ and $k \neq 0$. (We also think about that the curve C travels counterclockwise.) See Fig. 2 (b). Note that C is always 1D. B can be 1D, 2D or high-dimensional.

Note that C contains only a finite of edges (1-cells) in K , thus C can only pass B finite times. In fact, since C starting at p and ending at p , C pass B an even number of times including 0 pass (no pass).

Let $C' \in \Omega$ containing p always start from D (meaning that $p \in D - B$). When C' passes B , it will (later) enter B from D' in order to reach $p \in D - B$ again in the cycle C' (according to Theorem 4.2, B separates D and D'). Therefore, the last-out and first-in in C' (regarding to B) are always a pair. See Fig. 3.

We now present some observations and the idea for proofs:

We can find a curve or an arc in Fig. 3(a), $C'_B(0)$, on B to link the following two points (since B is also simply connected): the last point leaving B and the first point entering B from D' (as a pair of points). See Fig.3 and Fig. 4(a). Using $C'_B(0)$ to replace the corresponding arc in D' (they form a cycle in $D' \cup B$), if there are multiple passes, then we can use $C'_B(1), \dots, C'_B(i)$ to replace the whole C (sequence). Therefore, we obtain a new C'_B that

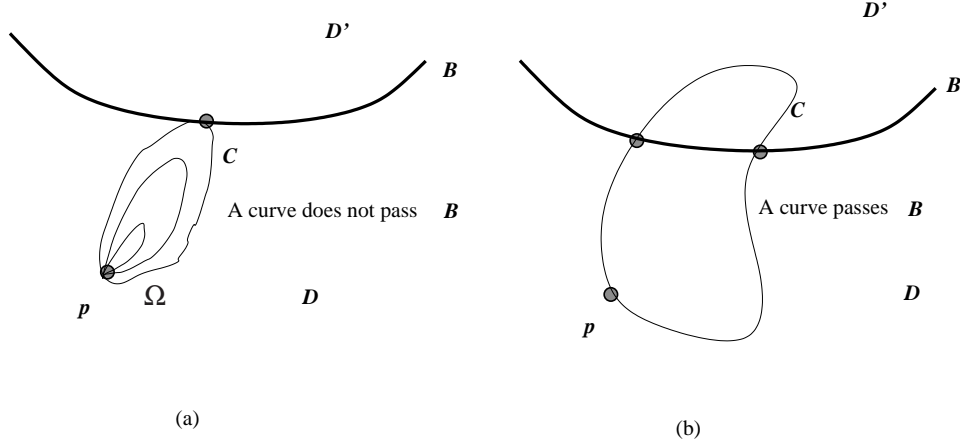


Figure 2: The curve C and the boundary B : (a) A curve does not pass B . (b) A curve passes B .

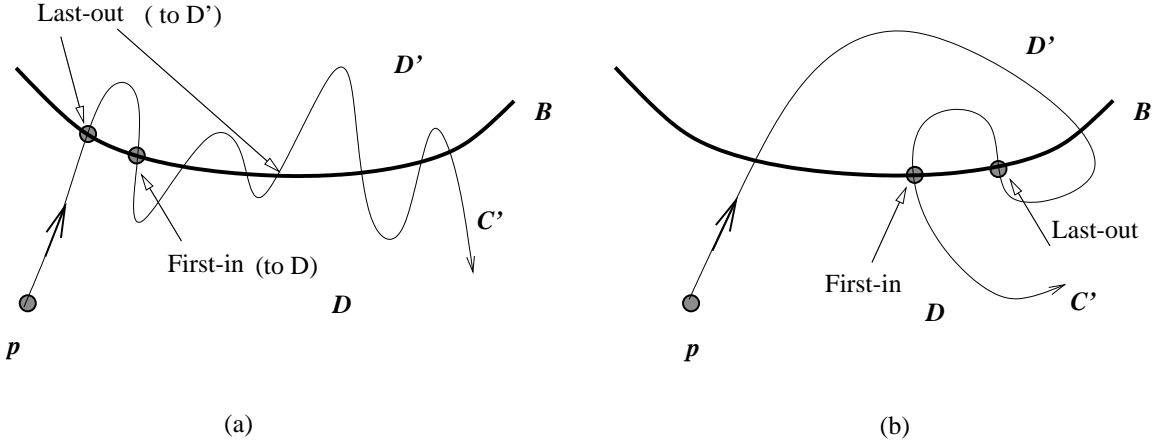


Figure 3: Two cases of the passing pairs: (a) A simple case with multiple passes. (b) A more complex case.

only contains points in $D \cup B$. See Fig. 4 (b).

Note that, an arc is an unclosed simple curve in this paper.

Following the same process for all curves in Ω , we will get an Ω_D that is a contraction (sequence) to p . Therefore, D is simply connected. For the same reason, D' is also simply connected.

Now, we start the detail construction procedure for above discussion: Since "the last-out and first-in in C' (regarding to B) are always a pair," we can assume that they are: $d^{(1)}b_1^{(1)} \dots b_{k_1}^{(1)}d'^{(1)}$ and $d'^{(2)}b_1^{(2)} \dots b_{k_2}^{(2)}d^{(2)}$. Here, $d^{(1)}, d^{(2)}$ are in $D - B$ and $d'^{(1)}, d'^{(2)}$ are in $D' - B$; $b_i^{(1)}$ and $b_j^{(2)}$ are in B . See Fig. 5.

We can see that $b_{k_1}^{(1)}$ is the leaving point in B and $b_1^{(2)}$ is the entering point in B in Fig.5. Since B is also simply connected, there is a path of edges (1-cells) between $b_{k_1}^{(1)}$ and $b_1^{(2)}$ inside of B . We denote this path as β (See Fig.

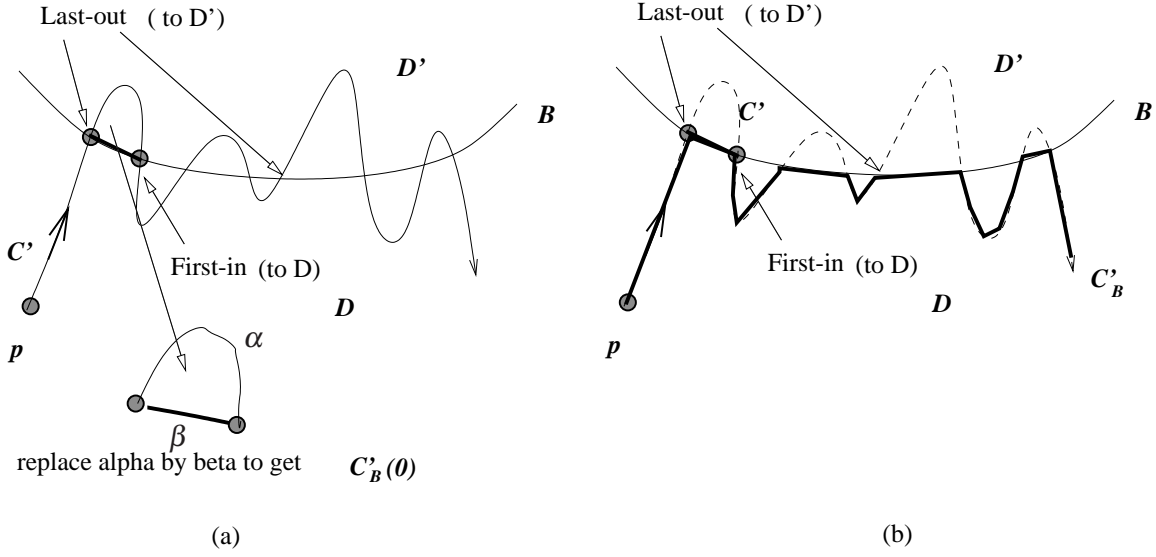


Figure 4: A modified curve only in $D \cup B$: (a) The original curve C' , and (b) The modified curve C'_B

4 (a) and Fig. 5(b)). Let $C' = \dots b_{k_1}^{(1)} d'^{(1)} \dots d'^{(2)} b_1^{(2)} \dots$ be denoted as $\dots b_{k_1}^{(1)} d'^{(1)} \alpha d'^{(2)} b_1^{(2)} \dots$. Here, α is a path (an arc) in D' . α could be empty and $d'^{(1)}$ could be $d'^{(2)}$.

Note also, α and β form a cycle (a simple closed curve made by 1-cells in K). We use β to replace $d'^{(1)} \alpha d'^{(2)}$. (Regardless if there is a gradually varied sequence to make $d'^{(1)} \alpha d'^{(2)}$ to be β without using points in D , we do not need that. Just do the simple replacement. It is important in this paper. We also refer that β is a projection of α to B .)

Repeat the above process to find the new last point leaving B and the new first point entering B (from D') until all points in $C' \cap D'$ are replaced by points in B . We obtain a new C'_B . Use C'_B to replace C' in Ω , we will get a Ω_D . The main task is now to prove that Ω_D is a gradually varied sequence (discretely “continuous” sequence) or to make that Ω_D is a gradually varied sequence.

In the above construction (or algorithm), we can see that (1) we did not change C' in $D - B$ and all entering points in B (from D), and (2) Since Ω is a gradually varied sequence in M (each curve must contain p in the sequence based on the definition of contraction in discrete case, see Chen-Krantz paper), then Ω_D is a gradually varied sequence in $D - B$. However, we still have a problem: C'_B might not be a simple curve inside of B , see Fig. 6.

Now we want to solve this problem as follows:

What we want is that the replacing arcs or curves in B will form the simple arcs or curves in B and they should not intersect each other. We have two cases here:

(1) B is 1-dimensional, and

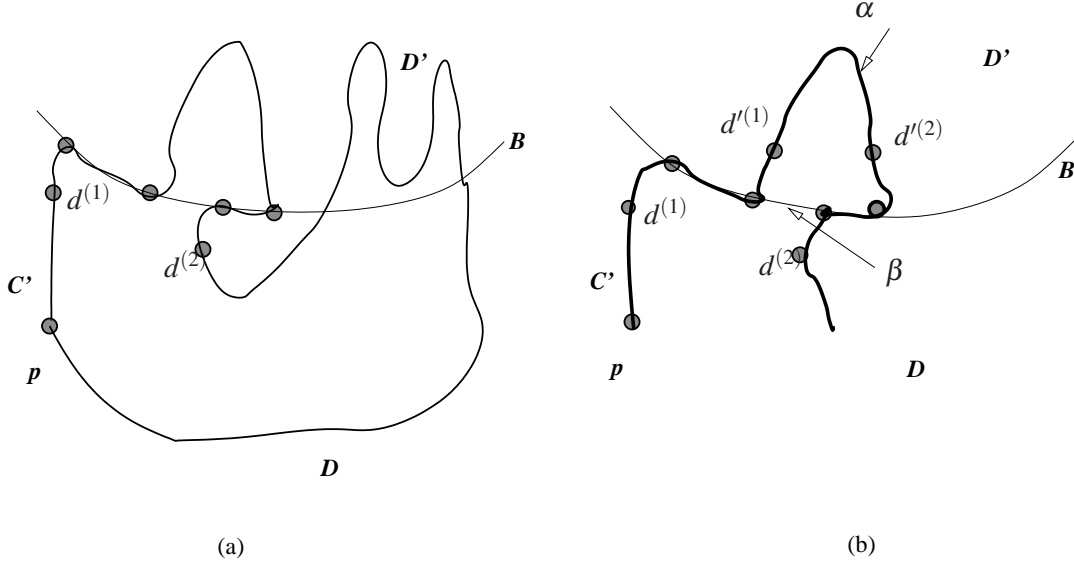


Figure 5: More details in the process of replacing every arc in D' with an arc in B : (a) A curve, and (b) Identifying arcs in D' and B .

(2) B is 2-dimensional or higher-dimensional.

When B is 1-dimensional then M is 2-dimensional, we have already used a contraction method in [4] to prove that D and D' are both simply connected (or we just use 2D solution for 2D Poincare case and the Jordan-Schoenflies Theorem to resolve it.). By the way, in this case, we use direct contraction based on the 2-cell distance. This technique also used in Chen-Krantz paper. As long as a manifold is a super submanifold of an ambient space, we can use it. ²

Now, we just discuss the case that B is 2-dimensional or higher dimensional. Let's just assume that B is simply connected closed 2-manifold (similar to higher dimensional cases). Since it is also a part of M . B is embedded in Euclidean space.

We know that C' may travel to B multiple times. However it only take different point in B since C' is a simple curve. Every time we use an arc β in B to replace an arc in $D' - B$, (note that in above discussion we have used “ $b_{k_1}^{(1)}$ is the leaving point in B and $b_1^{(2)}$ is the entering point in B ” as a pair.) we want to keep β do not intersect any of the existing part of C' (and its modification) in B at the time of we travel with C' (starting from $p \in D - B$ along with counterclockwise order).

The previous arc of C' (and its modification) we have modified (so far) is assumed that there is no intersection.

Assume that $C' = C'_B(0), \dots, C' = C'_B(i)$ were processed.

²We are working on the research for algorithmic contraction of k -cycle on $(k+1)$ -manifolds with a referencing k -D B as the separation cycle.

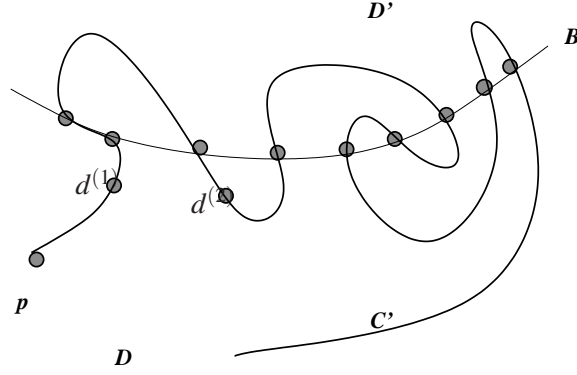


Figure 6: The new modified curve C'_B might not be a simple curve especially when B is a 1-cycle.

Then we make the current β do not contain any $C'_B(i)$ for all i previously processed. We know two ending points of β are at the two distinguished points in B . We also know some of the points in B are taken by previous process.

Let ρ_0 and ρ_1 be two ending points in (current) β . We want to prove that there is a path in B that can link ρ_0 and ρ_1 without intersect with any points of C' and its modification in B . See Fig. 7 (a) and (b). That is our objective of the rest of the proof for Part I.

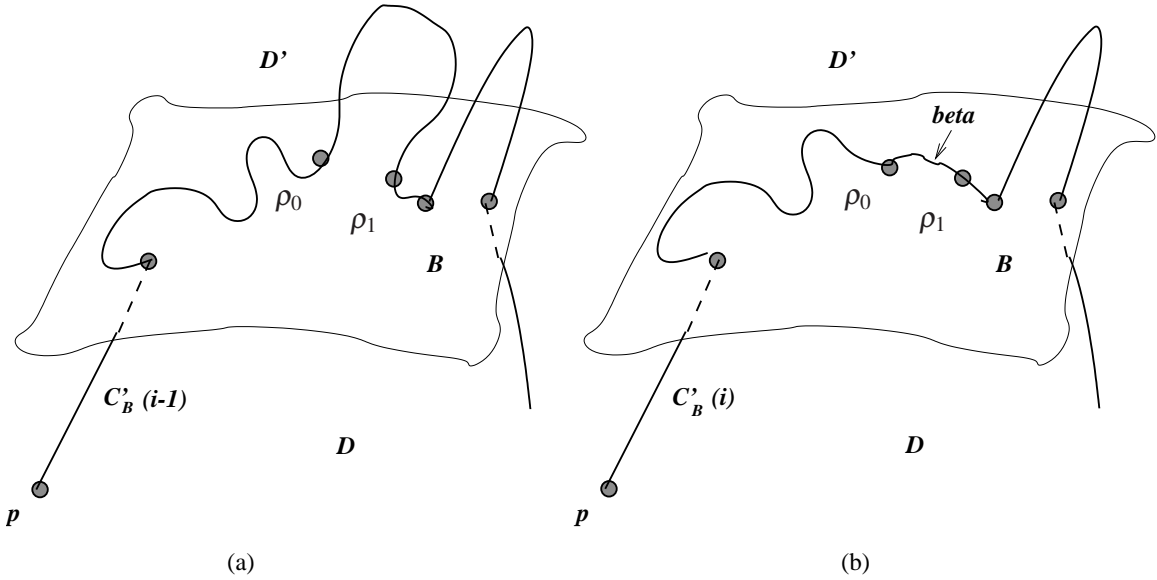


Figure 7: The new curve to make: (a) the old curve, and (b) the new curve.

Note that the above two paragraphs are important for the idea of the our proof. We might as well to assume now B is a 2-cycle in the following proof while M is a 3D manifold. Actually we mentioned it a few paragraphs

earlier. A 2-cycle is defined as a 2-manifold that is homeomorphic to 2-sphere. We know that the 2D Poincare conjecture is true. So B is a 2-cycle if M is 3-dimensional.

Subpart 1.1: The detailed construction for the projection of a single curve to $D \cup B$

According to the Jordan curve theorem, a simple closed curve will separate B into two components if B is 2D. We will prove that between ρ_0 and ρ_1 , there is no such a closed curve (a path of 1-cells) in C' (not C' itself) and its modification in B . (Note that this is based on our special construction of the new curve β which we will show the details below.) See Fig. 7. (a).

On the contrary, we assume there is a such closed curve (or subcurve).

(1.1.a): Assume that this closed curve was only made by a pair of a leaving and an entering point respecting to D' . (Meaning that there is only one α in the closed curve.) In order to make a closed curve (a path of 1-cells) in C' in B , there must be a point in B that was traveled twice by C' and its modification. It is impossible since C' is a simple closed curve that contains $p \in D - B$. C' cannot contain another closed curve in B . There are must be a (open) 1-cell in B that is not in C' and its modification.

On the other hand (as another explanation), if there is an arc in C' from the leaving point ρ_0 to the entering point ρ_1 totally in B , (another one inside of B , but we have one in D' already.) there will be a closed path (cycle) in C' . Note that this closed path is also totally in $B \cup D'$. It is impossible since C' contains a point p in $D - B$, an proper subset of C' can not contain any closed path since C' itself is a simple path.

The above paragraph means that C' may cover many 1-cells in B ; however, C' could not cover all 1-cells of B since $C' \cap B$ can not contain any closed curve. We can see that it is possible to find an arc β in B to replace α in D' (even though we may need to refine some cells, we will discuss it later), see Fig. 7.

(1.1.b): Assume that this closed curve was made by two or more pairs of leaving and entering points respecting to D' . (Meaning that there are multiple α 's in the closed curve.) Since no point in B was used twice. So there must be a 1-cell (an edge) was not taken by C' and its modification. It is possible for C' to take all 0-cells in this path. However, there are must be a (open) 1-cell that is not in C' and its modification. In other words, C' could cover all original vertices or points in B but the travel path of C' will not be able to take all 1-cells in B .

Let us continue based on (1.1.a) and (1.1.b). Since we embedded M in Euclid space, the middle point of such a 1-cell mentioned above is not on C' and its modification. (We want to make that) ρ_0 and ρ_1 are connected in B without intersect with C' and its modification even though we may need to use some the middle points of 1-cells in B .

Since B is also a closed discrete 2-manifolds, any two 2-cells in B are 1-connected. See [4]. The concept of 1-connectedness of 2-cells means that there is a sequence of 2-cells, the two adjacent two 2-cells in the sequence share a 1-cell.

Assume there is a path of 2-cells in B that link ρ_0 and ρ_1 , each adjacent pair in the path share one 1-cell that is not in C' and its modification. We only need to do subdivision for these 2-cells in B (in the case of most of edges are taken by C' . Otherwise we do not need to do many subdivision.). We can make a simplest subdivision by cutting a 2-cell into two 2-cells. Or at most, we use the center point of the 2-cell to cut it into finite pieces (e.g. barycentric subdivision, it can also be done for any simplex in any dimension. See Fig. 8). After the subdivision, we need to update K first. Then, we link ρ_0 and ρ_1 without intersect with C' and its previous modification. The following algorithm will construct such a path:

Algorithmically, to find this special path from ρ_0 and ρ_1 , we can start with *the star of ρ_0* in B , there must be an edge in *the link of ρ_0* in B that is not in C' and its modification. Use this edge, *aEdge*, to find the two 2-cells containing this edge. Actually we only need to find another 2-cell that contains this edge *aEdge*. Repeat this process at an new edge not in C' and its modification and this process will mark all cells in B . We could stop if a 2-cell containing ρ_1 is reached or marked. In computation, using breadth-first-search will find the almost shortest path that do not intersect with C' and its modification. Or using depth-first-search, we can also make it. So we find the path of 2-cells with 1-connectedness. Except two ending 2-cells, we will partition the middle edge and its associated 2-cells. For the ending two 2-cells, we will use centroid of the cell to do a subdivision. So we can link ρ_0 and ρ_1 without intersect C' and its modification in B . We will give an example in a figure later.

Therefore, with the subdivision of some 2-cells (finite times, at most the number of pair of passes of C' regarding to B), we can find C'_{new} in $D \cup B$ that is a simple curve. The part of $C' \cap (D - B)$ is unchanged.

When doing subdivision of B , we also need to make associated 3D (or corresponding m -cells) in D to be divided accordingly. It is easy to see that if C' and C'' only differs from a 2-cell $\Delta \in K$ (or any k -cell in K). It means that $(C' \cap \Delta) \cup (C'' \cap \Delta)$ is a 1-cycle (e.g. the boundary of the 2-cell, or 1-cycle on the k -ell.), and $(C' \cap \Delta) \cap (C'' \cap \Delta)$ is two 0-cells. Then for any finite subdivision of Δ , there will be a sequence of gradually varied path in between C' and C'' for the updated K .

To summarize, this part is to find a new closed curve in $D \cup B$. This curve is modified based on C' . Plus, C' in D (i.e. $C' - B \cup D'$) is unchanged. In the next, we will find a sequence of such new curves that are contracting to the point p without using any points in D' .

Subpart 1.2: The detailed construction for a sequence of simple curves

Now, we need to check for the contraction sequence Ω . We know that if C', C'' are two adjacent simple curves in the sequence, we can also assume that there is only one 2-cell that are changed in the contraction, i.e. $Modulo2(C', C'')$ is the boundary of only one 2-cell. Since B is a PL 2-manifold, there are only three cases: (a) this 2-cell is not intersect with B , (b) it is entirely in B , or (c) this 2-cell has a part (an arc) in B and the other part

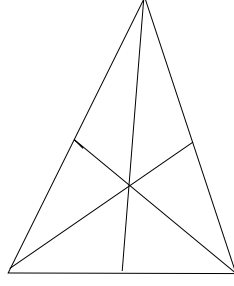


Figure 8: Barycentric subdivision. (a) 2D, and (b) 3D.

is in D or D' not both. (See Chen-Krantz paper , or just think it is a triangle.)

For simplicity of the proof, let us just assume that a cell is a simplex in the rest of the proof. In other words, each 2-cell is a triangle. For example, $b_0b_1b_2$. We can do analysis for the three cases:

(1.2.a): If the change is not related to B , we just use $C' \cap B$ to be $C'' \cap B$. See Fig. 9.

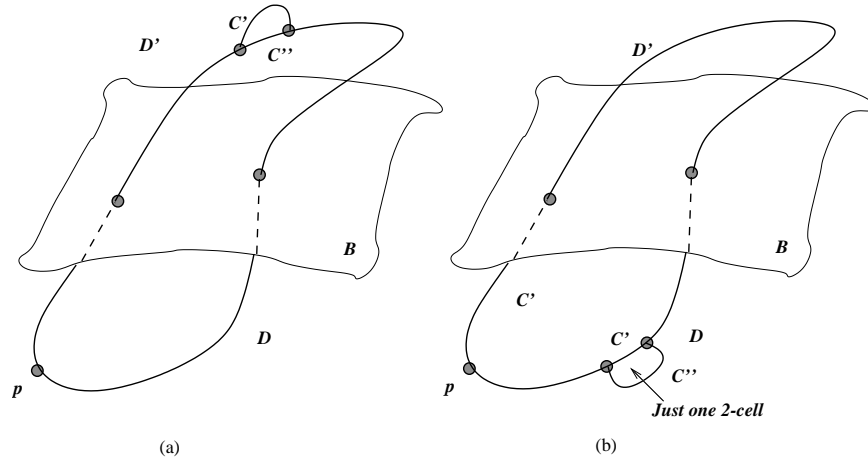


Figure 9: Two adjacent curves in Ω : (a) Changes in D' , (b) Changes in D

(1.2.b): If the change is totally on B , only an arc (on the boundary of a 2-cell) on B was changed at most (See Fig.10). We now just use a triangle as the example, $b_0b_1b_2$ where b_0 and b_2 in both C' and C'' . See Fig.11 (a). If b_1 is in C' we just use edge $(b_0, b_2) \in C''$ to replace $(b_0, b_1), (b_1, b_2)$, see Fig. 11(a).

The problem we must consider is that if (b_0, b_2) was subdivision-ed when constructing C'_{new} . A part of (sub-)edges of (the open set of) (b_0, b_2) might be taken by C'_{new} . However, this case could not be happened since three points of triangle b_0, b_1, b_2 are all in C' , no path need the middle point of edge (b_0, b_2) to get to any other places in B . (Recall the construction process of C'_{new} .) Therefore, this case is resolved.

If b_1 is in C'' , i.e. (b_0, b_2) is in C' , we just use $(b_0, b_1), (b_1, b_2)$ to replace (b_0, b_2) in C'_{new} to get C''_{new} (See Fig. 11 (b)). Again, the only problem is that (if or when) a part of edge in $(b_0, b_1]$ and $[b_1, b_2)$ is in C'_{new} .

We know that C' does not contain b_1 . So to use b_1 (or related subdivision) is to make that b_1 will be included in C'_{new} at some (time) point. As we discussed before, when b_1 is available (for C'_{new}), there is no need to subdivision the middle part of edge (b_0, b_1) or (b_1, b_2) in constructing C'_{new} . In fact, (if we know b_1 is in C'') we do not have to use b_1 to make C'_{new} —there must be another way to do it.

This is because that we can independently make a CC''_{new} for C'' . From CC''_{new} , we can make CC'_{new} just like discussed in the above paragraph (Subpart 1.1). Assume that the arc $\alpha \in C'$ in D' caused to use b_1 , but this α is exactly the same as it in C'' in D' . It does not need to use b_1 regarding to C'' . So we choose a path for C'_{new} that do not use b_1 . So it is valid. (To explain more, b_1 is in C'' and α is in both C' and C'' . To replace α in C'' must not use b_1 if we make an independent CC''_{new} . So we use the one do not use b_1 . Based on the only difference of a triangle in B between C' and C'' . We can choose the path does not need b_1 for C' . See, Fig. 11 (b))

Note if two adjacent points are in $C' \cap B$, these two points are also in $C'_{new} \cap B$. We will not change that. There is no reason to modify them. In other words, an edge in $C' \cap B$ will be kept in $C'_{new} \cap B$. The original arcs of C' in B will be kept in B .

The strategy of making C''_{new} (the next new curve in) is the following: We do not want to make C''_{new} independently, then do the modification based on C'_{new} . We just do it from C'_{new} to C''_{new} . (This sentence means that we do not want to make C''_{new} first, we want to make C''_{new} based on C'_{new} . It is step by step, as similar to an iterated process. One by one move and look forward for the part in D' .)

We will give more examples of this case later.

(1.2.c): If the triangle b_0, b_1, b_2 has a part in D or D' , cannot be in both. This is also based on the general Jordan Theorem again (Theorem 4.2). Or just think about that a triangle 2-cell has three edges and three vertices. See Fig. 12.

Then, (we can assume that) B contains an 1-cell $[b_1, b_2]$, two points in the triangle. Otherwise, if B only contains one 0-cell of the triangle, then no change in B is needed. See Fig.12(b). So assume that b_1 is in C' and b_2 is in C'' . If b_2 is also in C' , (see Fig. 13 (a)) then (b_1, b_2) is an edge in C' . It is also in C'_{new} (as we talk before that a 1-cell in C' will not be changed in C'_{new} based on the construction of C'_{new}). Replace arc $b_0b_1b_2$ by b_0b_2 in C'_{new} to get C''_{new} . See Fig. 13 (b).

If b_1 is in C'' , (see Fig. 14 (a)), b_2 could be taken by the process of making C'_{new} as similarly we discussed before in (1.2.b). For the same reason, b_0, b_1, b_2 are in C'' . A same arc α (it is in C' and it takes b_2 in making C'_{new}) are in both C' and C'' , there must be a path do not need to pass b_2 regarding to C'' (in making an independent C''_{new}). Use it for C'' to get the new C'_{new} . The new C'_{new} does not contain b_2 . (Note that the only difference between

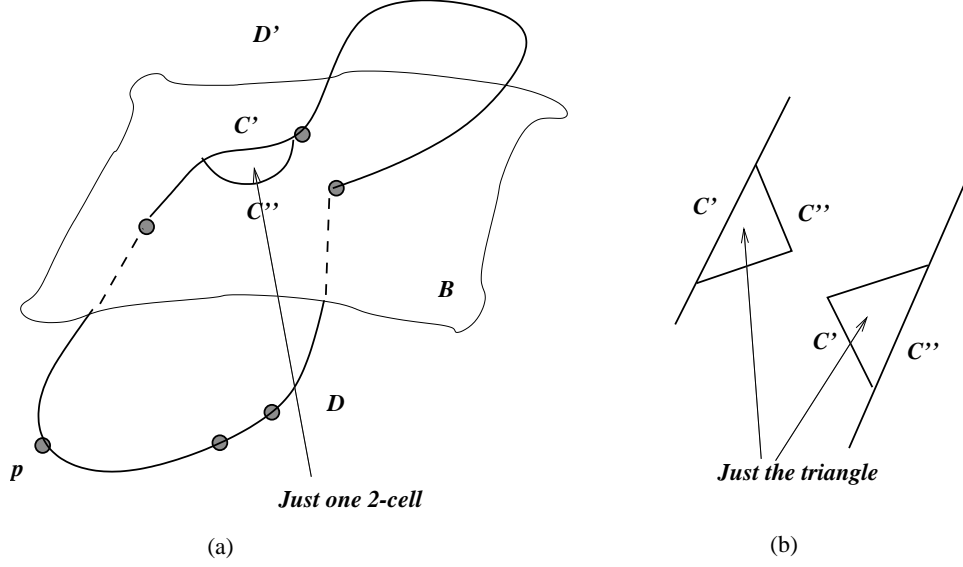


Figure 10: Two adjacent curves in Ω , changes on B .

C' and C'' is the boundary of the triangle b_0, b_1 , and b_2 . In real algorithm design and implementation, we actually did not go back to change it—the corresponding “ β ” to α for C''_{new} , we look forward to find this triangle in C' and C'' before we make C'_{new} . We do this to prevent this case, i.e. b_2 could be taken, to be happening.) Therefore, we can use (b_1, b_2) and (b_2, b_0) to replace (b_1, b_0) in C'_{new} to obtain C''_{new} .

To summarize, we use the independent process of making C'_{new} first in Subpart (1.2.a), to avoid to use b_2 for C'_{new} , then use C'_{new} to get C''_{new} . The independent process of making C''_{new} are the same as using C' for C'_{new} just before reaching α . We get β and use it in C'_{new} . Then continue. (there might be other α 's to be processed before we reach to the triangle b_0, b_1, b_2 that need to be processed.) See Fig. 14. We have discussed a similar case in (1.2.b). This discussion shows us there must be one that does not use b_2 to get current C'_{new} while gets the projection of α in B . We use this one.

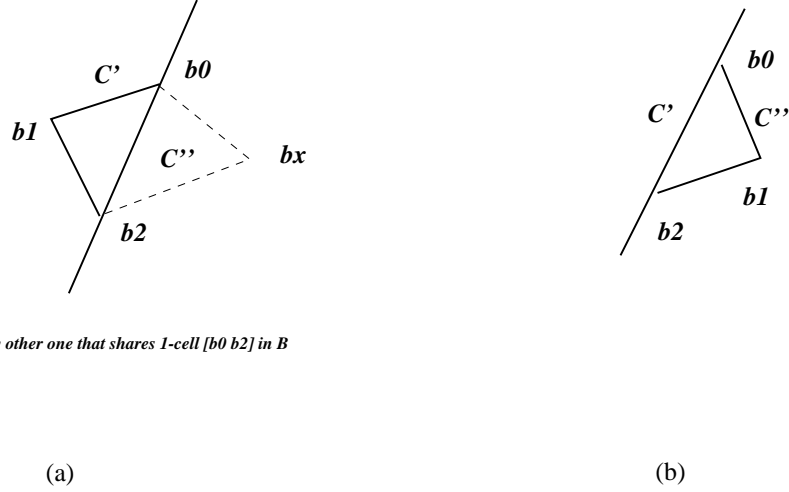
(It is important to mention that we only care about current C' and its previous one and its next one in Ω .)

Next, we face the case that the triangle b_0, b_1, b_2 has a part in D' and another part in B . This one should be simpler since we only care the part in B and we will cut out all curves in $D' - B$. If the triangle b_0, b_1, b_2 has only one point in B , C''_{new} will be made to be equal to C'_{new} , no need to change it.

Let the triangle b_0, b_1, b_2 have a part $[b_1, b_2]$ in B (See Fig. 15).

Subcase 1: We first assume that b_1, b_2 are in C' (Fig. 15 (a)). Then $[b_1, b_2]$ is in C' and also in C'_{new} . $[b_0, b_2]$ is in C'' . We need to determine if b_1 is a leaving point or entering point (from p on counterclockwise) for making C'_{new} .

If b_1 is a leaving point to D' and b_2 is in C'' (Fig. 16 (a)). Because both arcs containing b_0 in D' will enter the



triangle $b_0 b_x b_2$ is only other one that shares 1-cell $[b_0 b_2]$ in B

Figure 11: The detailed construction of two adjacent curves in Ω , changes on B .

same point x in B . C'_{new} contains an arc in B from b_1 to x , we just use this arc for C''_{new} with the edge $[b_1, b_2]$ that is also in C'_{new} , i.e. just let $C''_{new} = C'_{new}$ (at this time). Note that C''_{new} might not have to pass b_1 , however, pass b_1 is fine as long as C''_{new} contains b_2 . See Fig. 16 (a). If b_1 is an entering point from $b_0 \in D'$. So b_2 is an entering point of C'' from b_0 in D' . We can still use the same C'_{new} to be C''_{new} since b_2 is also in C' as well as in C'_{new} . We let C''_{new} pass b_1 is fine in B . See Fig. 16 (b). (It dose not matter to make b_1 in the middle of a path.)

Subcase 2: Assume that b_1, b_2 (in B) are in C'' and only b_1 in C' (Fig. 15 (b)). If b_1 is a leaving point regarding to B (Fig. 17(a)), then b_2 is the leaving point of C'' . There is a path in B can pass b_2 (and b_1) in making C''_{new} because of C'' having the edge $[b_1, b_2]$. Use that one for C'_{new} as well (this path contains the arc from b_1, b_2 , then to x in B). This is to say $C''_{new} = C'_{new}$ here.

If b_1 is the entering point of C' and b_2 is the entering point of C'' (Fig. 17(b)), C'_{new} can have b_2 . Plus $[b_2 b_1]$ must be in the C''_{new} as we wanted before (do not change any edge of C' in B). Again, if there is an α of C' that could make C'_{new} to take b_2 . We can look ahead to make a β for C''_{new} first and let C'_{new} the same as C''_{new} , see Fig. 17 (b). Thus, we can also make an arc in B that pass b_2 to b_1 in C'_{new} as well.

(These arrangement are just for the local with regarding to this triangle. When C' , C'' , and C''' are three consecutive curves having the similar settings, we will use the same strategy to construct C'''_{new} first, and so on so forth. We will give a general consideration in the following and some more examples and figures later.)

Now, we have complete the construction for (1.2.c).

Now we recall the cases that need to look forward consecutively. In other words, we here give a general consideration of the consecutive cases below:

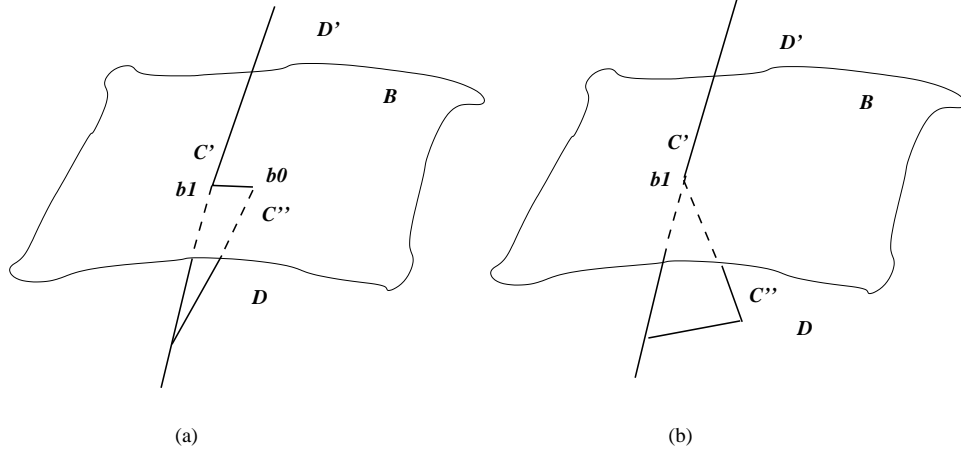


Figure 12: Two adjacent curves in Ω , changes partly in B .

In both (1.2.b) and (1.2.c), we meet the cases that C'_{new} may take the point on C'' in B . And it is possible that this case will consecutively occur. We want to provide a unified solution for this situation. Let us assume that there are t curves $C', C'', \dots, C^{(t)}$ in Ω where $Modulo2(C^{(i-1)}, C^{(i)})$ is the boundary of a triangle Δ_i . The characteristics are:

- 1) $C^{(i-1)}$ shares one edge with Δ_i and $C^{(i)}$ shares two edges with Δ_i .
- 2) $C^{(i)}$ has one more 0-cell than $C^{(i-1)}$; $C^{(i)}$ contains all 0-cells of $C^{(i-1)}$.
- 3) $C^{(i)}$ can be viewed as always extending a Δ_i by adding a new point from $C^{(i-1)}$.

t is finite. $C^{(t)}$ will pass (include) all points of Δ_i , $i = 2, \dots, t$. Also, $C^{(t)} - C'$ contains the union of all 0-cells of Δ_i , $i = 2, \dots, t$. If any of points in $C^{(t)}$ in B was used in C'_{new} , it must be in Δ_i , $i = 2, \dots, t$. So if we use $C^{(t)}$ to determine β for that particular α mentioned in (1.2.b) and (1.2.c), none of points Δ_i , $i = 2, \dots, t$, will be included in C'_{new} . So this β in B can (will) be used for C' for getting C'_{new} . Also β in B will be used all $C^{(i)}$, $i = 2, \dots, t$. So this issue is totally resolved (proved). See Fig. 20.

After all three cases considered, we can construct a new contraction sequence without using any points in D' . It is a kind of projecting method to project the part (arcs) in D' to B for each curve (C' , made by 1-cells) and keeping the new curves to be simple curves.

We repeat the above process for all simple closed curves (1-cycles) in the contraction sequence Ω , we will get a new gradually varied sequence Ω_{new} in $D \cup B$. This means that the changes were made along with the boundary of only one 2-cell at a time for two adjacent new curves in $D \cup B$. Therefore, $D \cup B$ is simply connected. In the same way, we can prove that $D' \cup B$ is simply connected too.

Note that the curves in the contraction sequence Ω in $D - B$ are not changed if the curves are completely in

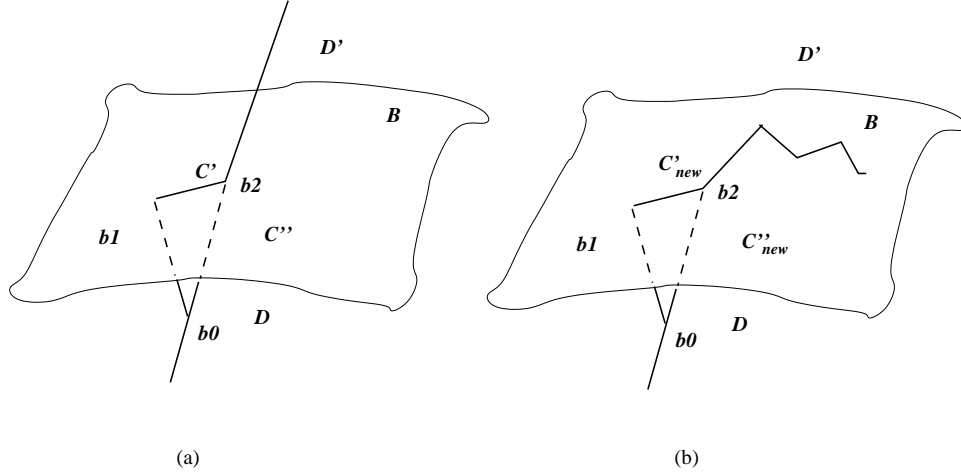


Figure 13: Changes partly in B from C'_{new} to C''_{new} in $D \cup B$.

$D - B$. However, since we may do subdivision of B , so we have to subdivide some 3-cells (or m -cell) intersecting B . As we discussed before, we can find some gradually varied curves inserting to some curves in original Ω . The inserted subsequence only have changes inside of a 3-cell (or m -cell).

In addition, for any curve in Ω , the arcs inside of $D - B$ are not changed even though we may change its part in $D' \cup B$. In above proof, we projected the arcs of Ω in $D' \cup B$ to B without moving points intersecting with B . We also make sure that they are gradually varied in B . Ω as a sequence could travel to D' multiple times from D , we proved for the single travel. For the case with multiple travels, it is the same. So we complete the proof for Part 1.

We can summarize the entire proof of **Part 1** as follows: Our goal is to prove that if M is simply connected so are D and D' .

(1) First, assume a point p in a simple 1-cycle C , made by 1-cells in K . We might as well to assume that C is not touch $B = \partial D$. We want to prove that if there is a contracting sequence Ω for C in M , then there will be one in D (or $D \cup B$). A step of contraction of a curve in finite sense can be viewed as to move a curve from one side of a cell in K to another side of this cell. Note that 1-cycle C , defined that C is homeomorphic to a 1-sphere, is equivalent to a simply connected simple path of 1-cells. (This statement is true for 2-cycles that is equivalent to simply connected 2-manifold, we are especially prove this statement for 3-manifolds in this paper.)

We only need to consider the case that some cycles of the contraction sequence Ω will go to D' then go back to D then shrink to one point $p \in C$. Let $\Omega = \{C_1, C_2, \dots, C_N\}$ be such a sequence. We know that every C_i , $i = 1, \dots, N$, contains p . (C_N can be the boundary of the last 2-cell containing p .)

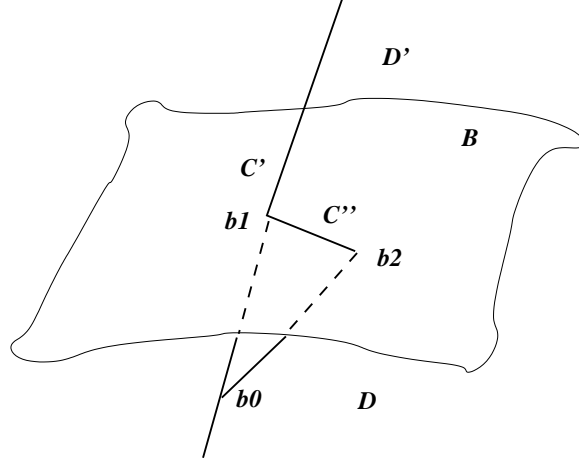


Figure 14: Look forward to get C''_{new} in $D \cup B$ for C'_{new} in order to avoid using b_2 in C'_{new} .

(2) We might as well assume here that this sequence starting in D only goes D' once than goes back to D . (The sequence that travels multiple times from D to D' will be similar. We just need to repeat the following procedure.) There must be an k so that $C_k \in \Omega$ is the last 1-cycle in the sequence that has intersection with B . C_{k+1}, \dots, C_N are totally in $D - B$.

(3) Assume also C_{t+1}, \dots, C_k have 0-cells in B , and C_t is the last one that does not have any intersection with B . Note that C_{t+1} is gradually varied to C_t . C_k is gradually varied to C_{k+1} . They all contain p .

(4) So there are three parts in Ω : $\{C_1, C_2, \dots, C_t\} \in (D - B)$, $\{C_{t+1}, \dots, C_k\} \in M$, and $\{C_{k+1}, \dots, C_N\} \in (D - B)$. It is not hard to know that C_{t+1} and C_k are in $D \cup B$. These two are not be changed. The modifications were made only for C_{t+2}, \dots, C_{k-1} in the above proof.

(5) No entering or leaving points between $D - B$ and B are changed in Ω . The process (of projection) will guarantee the arcs in B are gradually varied in the new sequence. The new contraction sequence will be totally in $D \cup B$. So we proved that D is simply connected. Again, the concept of gradually varied sequence of curves means that each adjacent pair of curves only differs a triangle (or a 2-cell) in K , i.e. *Modulo*(2) of two such curves will be the boundary of a 2-cell (triangle). A step of contraction is a move of gradual variation between two adjacent curves in the sequence.

Part 2: We design an algorithm to show that D is homeomorphic to an m -disk as well as M is homeomorphic to m -sphere, $m = 3$ or greater. Again, according to the definition of simple connectedness to M , a closed 1-cycle will be contractible on M . Since we assume that there is no boundary in M (M is closed and orientable), then there are no holes in M if M is 2D manifold. If there is a hole, then the boundary of a hole will be a 1-cycle and it is no

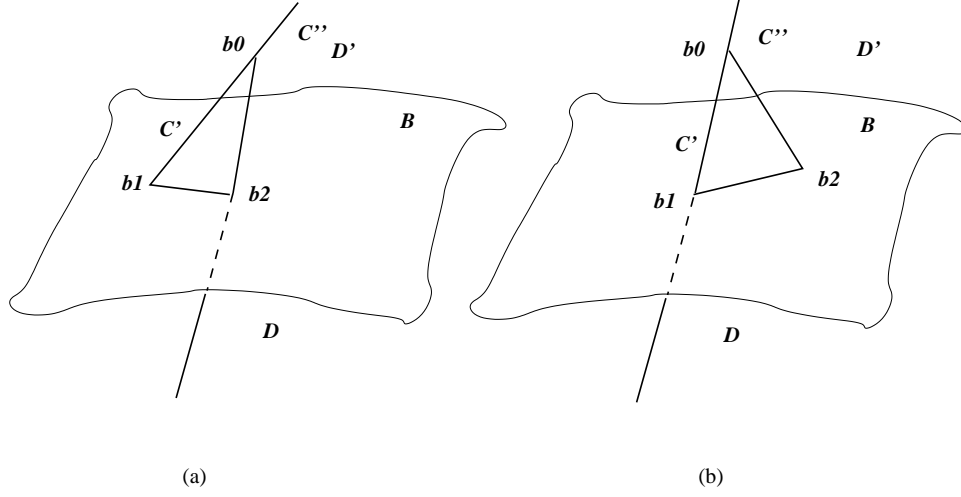


Figure 15: Changes partly in B from C' to C'' in $D' \cup B$. (a) Subcase 1, (b) Subcase 2.

longer contractible. For another instance, if M is a torus, then some cycles are not contractible as well.

Let $m = 3$ for now, i.e. M is a 3-manifold. We can see that m can be any number.

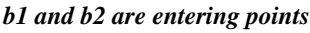
Step (1): Remove an m -cell e from $M_m = M$. This will result in an $(m - 1)$ -cycle on the boundary of e and $M - e$ called B . This cycle B is always simply connected since its boundary is also the boundary of e . We will use this property in addition to the theorems we presented above.

(Note: As for the mathematical induction, we can assume that any closed simply connected $(m - 1)$ -manifold is an $(m - 1)$ -cycle that is homeomorphic to the $(m - 1)$ -sphere when proving for m .)

Let $D = M_m - e$. Note that the subtraction is to remove the inner part of the m -cell e , and not the $(m - 1)$ -edges or faces of e . $B = \partial e$ at this time (moment).

Step (2): Next, we remove more m -cells of M_m if they have an edge (face) on B . Algorithmically, since B is changing as time goes on, we remove another $e \in D$ when e has an $(m - 1)$ -edge(face) in B . We always denote the new edge of D as B . Therefore, B will be a new edge set of $D = M - \{\text{removed } m\text{-cells}\}$. B is still the $(m - 1)$ -cycle (a pseudo-manifold in [4]) since we use the boundary of the new e in $D - B$ to replace $e \cap B$.

For the actual design of the algorithm (for Step 2), we first calculate the cell-distances to all points in M_m from a fixed point o , $e \neq o$, which is determined beforehand. We always select a new e that is adjacent to B (meaning that it has an edge or face on B) with the greatest cell-distance to o . This means that one 0-cell in the new e has the greatest m -cell-distance to o . When more than one such cells are found, we will select the (new) cell e ($e \cap B$ is an $(m - 1)$ -cell) that has the most of the greatest distance points (0-cells) to o . This is a strategy for balancing the selection of the new e . We will always attempt to make cycle B an equal distance, in terms of each point on B , with respect to o . In other words, each cell on B should have almost equal cell-distance to o .



Step (3): Since B is an $(m-1)$ -cycle, D is always simply connected based on Theorem 4.2. M_m only contains a finite number of m -cells, which means that this process will end at $Star(o)$ in M_m . Therefore, we algorithmically show that $M_m, D = M_m - e, D \leftarrow D - e_{new}, \dots$ is continuously shrinking (homeomorphic) to $Star(o) \cap M_m$, since $Star(o) \cap M_m$ is an m -disk. Therefore, reversing the steps determines a homeomorphic mapping from an m -disk to $M_m - e_0$ where e_0 is the first cell removed from M_m .

Please note that $M_m - e$ removes the inner part of e , i.e. (e) .

Note that, we can remove more 3-cells (not just one 3-cell e) and make subdivisions to make B to be locally flat. However, it is not necessary since we have embedded M in Euclidean space.

In the above proof, we did not include some examples that contain some extreme cases. Now we add them here. They might be a little tedious for some readers.

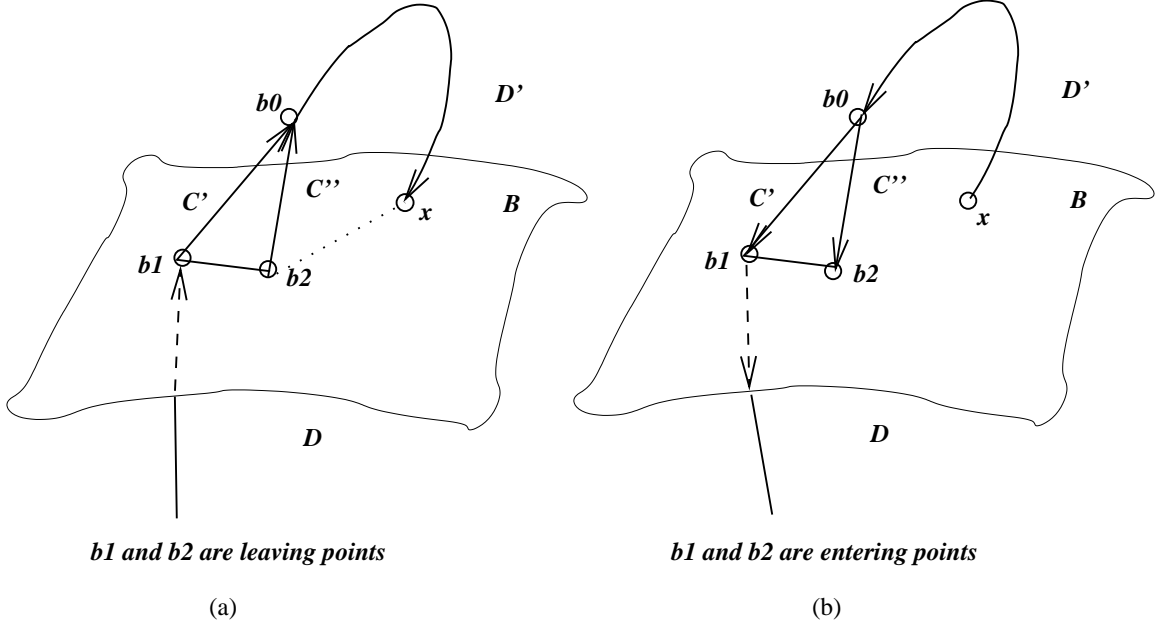


Figure 17: Subcase 2: of changing partly in B from C' to C'' in $D' \cup B$ while making C'_{new} from C''_{new} : (a) Use the path $b_1 \rightarrow b_2 \rightarrow x$ for C'_{new} , (b) Let b_2 in C'_{new} .

Example 4.1

First, the example of subdivision of B as needed. This example was shown in a separated paper for the proof of Part 1 [1]. As an example of projecting an arc from D' to B when most of 0-cell are already taken by C' , in order to make C'_{new} , we may need to so subdivision of some triangles for B in Euclidean space (also need to check the subdivision satisfying the condition of PL-manifolds.). See Fig. 18.

Example 4.2

Example of moving sequence could be $C', C'', \dots, C^{(i)}$ in B . The entering point and the leaving point will stay the same. each time change by one triangle in B . The dashed curve in the Fig. 19 shows the possible deformation. Since any such $C^{(i-1)}$ and $C^{(i)}$ differs only the boundary of a triangle, two such triangles in $Star(b_1)$ must share a 1-cell since gradual variation or deformation is required. So the sequence may pass a "Sectors" type. The center point could be vanished Fig. 19 (c).

The α (starting at b_0 to D') in $D' - B$ will not be directly entering b_1, b_2, b_3 , etc. in Fig. 19 (a) since C'' also contains α . This is because, otherwise, it will generate a loop inside of C'' not only C'' itself.

Example 4.3

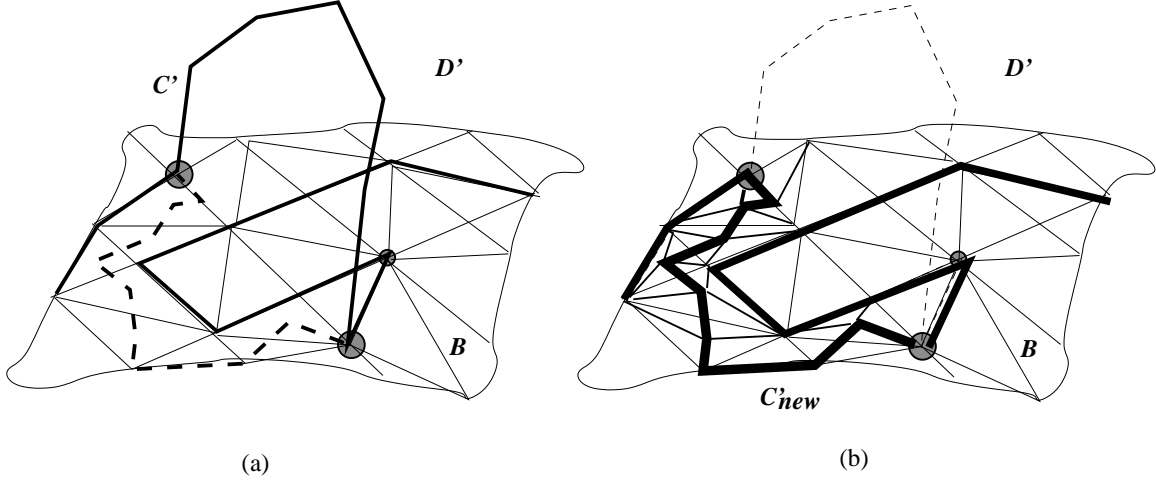


Figure 18: Example of projecting an arc from D' to B if the subdivision is needed: (a)Original, and (b) the new B and C'_{new} .

The third example, in Case (1.2.b) and (1.2.c), when we make C'_{new} for an arc in C' in $D' - B$, we may use a vertex in C'' in B . We said that we need to check ahead for C'' in the case where such a vertex should be avoid to use in C'_{new} . So we can avoid to use any of the point in the triangle in C'_{new} . We also said to repeatedly use this strategymethod finite times if it is needed. It means that there is a C''' that is in the same situation in the sequence of C', C'', C''' , and etc. In fact, we need to find the end of the consecutive cases, to do a unified projection.

Here is the detailed explanation for the cases in (1.2.b). We can do a similar process for the cases in (1.2.c) .

For Fig. 20, when some points were taken by C'_{new} in the next few moves in Ω (Fig. 20 (a)), we can find out the last one and use the project for the last to replace the corresponding piece in C'_{new} . Remember that the difference between C', C'' , etc are jut the triangle boundary shown in Fig. 20. When projection for C' in Fig. 20 (b) needs different subdivision for B . We will use finest one for all concerned for these moves in Ω (meaning that each point in $C'' - C', \dots, C^{(t)} - C'$ were taken by C'_{new} originally in a projection. In order to maintain as smaller changes as possible for B in terms of subdivision, we do not have to insert too many new curves between two original $C^{(i-1)}$ to $C^{(i)}$. But we need to prove that $C_{new}^{(-1)}$ to $C_{new}^{(t)}$ can be gradually varied. This is because that any two curves in B will be gradually varied. We can always find a sub-sequence to be inserted. Using modulo2 to exchange edges when the case of two cross-over arcs happened since B is the simply connected and orientable closed 2-manifold. In fact, another way, all such arc's projection will be changed. It is true that all cases.).

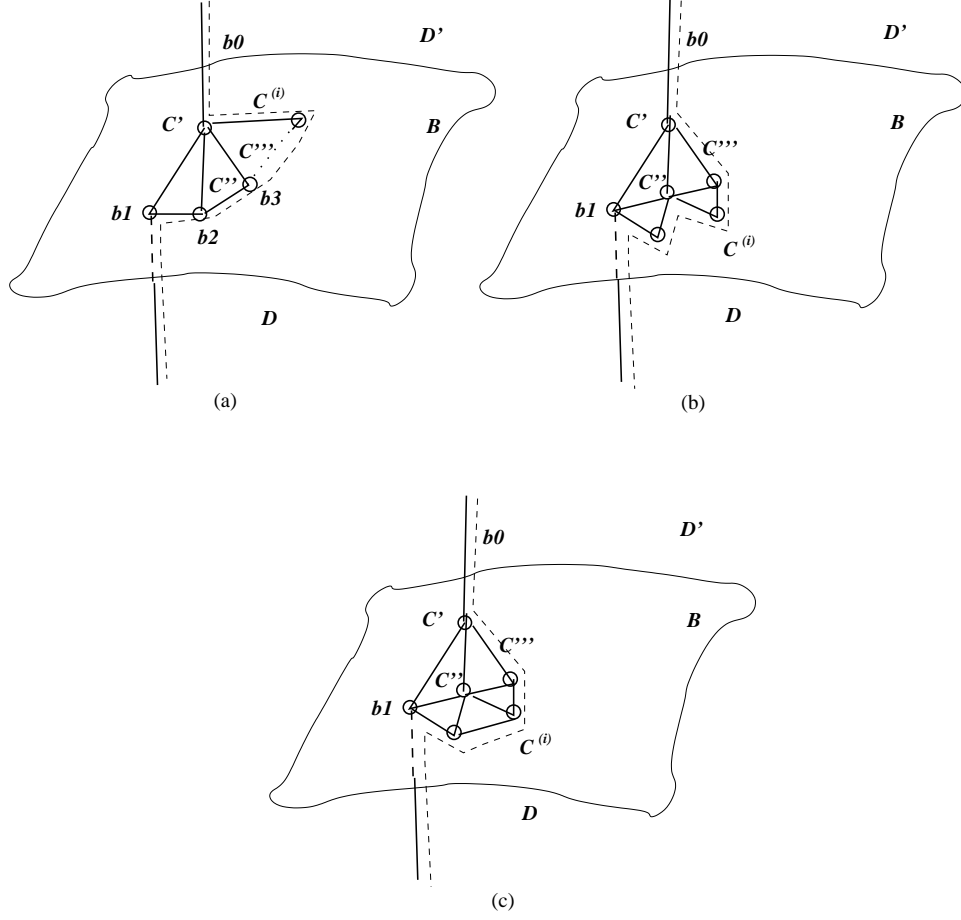


Figure 19: Check ahead for the pattern where $Modulo2(C', C'')$ is a triangle totally in B .

4.4 Some Additional Discussion for the Proof of the Above Main Theorem:

There are some other procedures and algorithms for proving the main theorem, Theorem 4.3. These algorithms may be faster in practice of contraction and deformation. We will discuss them in other papers.

4.5 The Main Theorem for m -manifolds

Besides Theorems 4.1 and 4.2, in Theorem 4.3, we actually proved that for 3D compact smooth manifolds, the Jordan separation theorem implies the Poincare conjecture. We can do this because we have used the property of finiteness of cells in complex K , and the contraction is based on a procedure described in the above proof. This type of algorithm can only be performed in finite cases and in discrete-like manifolds. Therefore,

Corollary 4.1 For 3D closed smooth manifolds that admit the finite simplicial complex decomposition, the Jordan separation theorem (Theorem 4.2) implies the Poincare conjecture in 3D.

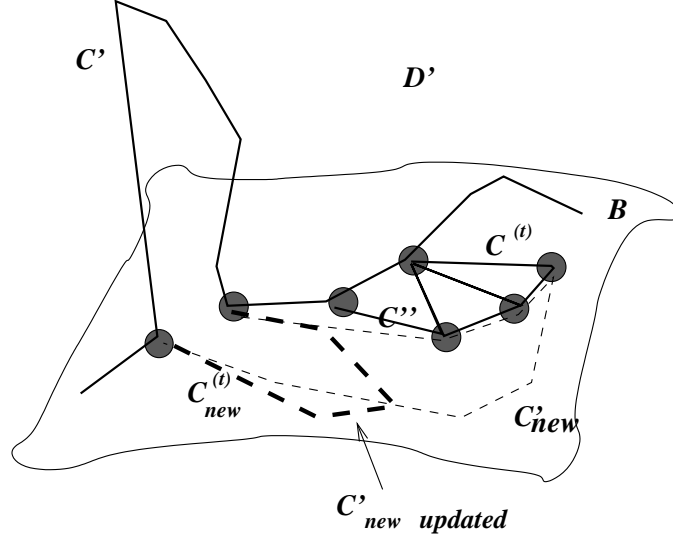


Figure 20: Points in $C'' - C'$, $\dots, C^{(t)} - C'$ were taken by C'_{new} originally in a projection. Find one for $C^{(t)}_{new}$ to replace it in others including C'_{new} . The arc was the bold-dashed in C'_{new} -updated.

Using this result, we can design algorithms or procedures to show that for cell (or simplicial) complexes, a closed simply connected smooth m -manifold that has finite cell (or simplicial) complex decomposition (meaning that it admits a finite triangulation) is homeomorphic to m -sphere. We can describe this observation as follows.

The Chen-Krantz paper also presented the proof of the following theorem:

Theorem 4.4 (*The Jordan Theorem of Discrete m -manifolds*) Let M_m be a simply connected discrete or PL m -manifold. A closed simply connected discrete $(m - 1)$ -manifold B (with local flatness) will separate M_m into two components. Here, M_m can be closed.

With the recursive assumption, B can be assumed to be homeomorphic to an $(m - 1)$ -sphere. We can change the terminology to include cell complexes in case of embedding to Euclidean Space.

Theorem 4.5 (*The Jordan Theorem of m -manifolds that admit the finite triangulation*) Let M_m be a simply connected (finite-cell) PL m -manifold. A closed simply connected $(m - 1)$ -manifold B in M_m separates M_m into two components. Here M_m can be closed.

Followed by the proof of Theorem 4.3 in this section, we could say:

Theorem 4.6 If M_m is closed in Theorem 4.5, then we can algorithmically make M_m to be homeomorphic to an m -sphere.

Some discussions: In Step (2) of the proof of Theorem 4.3, if B is not a simple cycle, then M is not simply connected according to the theorem above. We will use this property to determine whether M is simply connected. See [2].

In Step (3), since M contains a finite number of m -cells, there will always be a way to reach an end. It is also possible to use a gradually varied "curve" or $(m - 1)$ -cycle on M_m of B to replace B to reach the maximum number of removals in practice. However, we have to keep the removals balanced to a certain point, meaning that we would always try to remove the point farthest on the boundary to the fixed point o , which we contract to.

The entire process in the algorithm determines the homeomorphism to the m -sphere. Therefore, we would like to say that with finite cell complex triangulation, a closed-orientable compact simply connected smooth m -manifold is homeomorphic to an m -sphere.

Corollary 4.2 With finite PL complex decomposition or triangulation, a closed-orientable compact simply connected smooth m -manifold is homeomorphic to an m -sphere.

In papers [3] and paper (II) [2], we used filling techniques to turn a closed manifold into a deformed disk. As an equivalent statement, we observed that: A closed-orientable m -simply connected manifold M_m is homeomorphic to an m -sphere if and only if there is an $(m + 1)$ -deformed disk that is simply connected with a boundary of M_m .

5 Existence of the Approximating Sequence of Triangulations of a Smooth Manifold

In the above sections, we dealt with the compact smooth manifold that admits finite triangulations or PL complex decomposition (decomposition that is diffeomorphic to the original manifold). If the manifold is not compact, then we may not have finite cell complex decomposition. We discuss this problem in the following.

According to the definition of topological manifolds, we know that they must be locally compact. This means for any smooth manifold, there is a finite triangulation or simplicial decomposition for any given point and its neighbor. Our strategy is to find a sequence of PL complexes that will approach the original smooth manifold in any approximating degree.

To do this, we need to use *the Axiom of Choice*. Since \mathcal{M} is smooth, no point exists where the total curvature of the point is infinite. We can select a point with the smallest curvature and then use Whitney's triangulation method to obtain the triangulation, which must be finite. Now, the issue is that the process is not constructive since we used the axiom of choice.

For any small number $\varepsilon > 0$, we would like to make a triangulation based on $\varepsilon > 0$ where each simplex is part

of an ε -cube. As a result, we would have a sequence of triangulations. Based on local compactness, there must be an ε to provide a finite cover for each point with the smallest curvature.

If we do not use the Axiom of Choice, we can select a sequence of $\varepsilon_i > 0, i = 0, 1, 2, 3, \dots$ where ε_0 is a small number less than 1 and $\varepsilon_i = \varepsilon_{i-1}/2$. We can use the Whitney's triangulation for each ε_i , then we eventually can find a ε_i that is smaller than the smallest total curvature of points on \mathcal{M} .

We will discuss the algorithm further in the next paper.

6 Conclusion

The conclusion of the previous version is the following: In this paper, we wanted to make some connections between discrete mathematics and combinatorial topology, along with including a discussion on smooth manifolds.

We added further details and corrected several typos for the proof of a theorem originally published in [2]. Since our research on these topics is still ongoing, there may be some areas that warrant further study and discussion in future works. We believe that the direction of our current research is valuable for understanding some essential problems in geometric topology.

This revision added more figures to the extended version of the earlier revisions of *Algorithms for Deforming and Contracting Simply Connected Discrete Closed Manifolds (III)*. In the second revision, we added more details in the proof of the main theorem. In this revision, we also added more explanations and more figures.

Some discussions without using the general Jordan Theorem was presented in [1] where we make "the general Jordan Theorem" as a condition due to reason Chen-Krantz paper has not published in a journal yet.

7 Appendix: Concepts of Cell Distances

The concepts in this paper are also included in [4]. In addition, we include concepts from the following: L. Chen A Concise Proof of Discrete Jordan Curve Theorem, <http://arxiv.org/abs/1411.4621> and L. Chen and S. Krantz, A Discrete Proof of The General Jordan-Schoenflies Theorem, <http://arxiv.org/abs/1504.05263>.

In a graph, we refer the concept of distance as the length of the shortest path between two vertices. The concept of graph-distance in this paper refers to edge distance, meaning how many edges are required to get from one vertex to another. We usually use the length of the shortest path between two vertices to represent distance in graphs. In order to distinguish between this definition of distance and distance in Euclidean space, we use graph-distance to represent length in graphs in this paper.

Therefore, graph-distance is the same as edge-distance or 1-cell-distance (how many 1-cells are needed to travel from x to y). We can generalize this concept to define 2-cell-distance by counting how many 2-cells are needed to go from point x to point y . In other words, 2-cell-distance is the length of the shortest path of 2-cells that contains x and y . In this path, each adjacent pair of 2-cells shares a 1-cell and this path is 1-connected.

We can define $d^{(k)}(x, y)$, the k -cell-distance from x to y , as the length of the shortest path (or the minimum number of k -cells in such a sequence) where each adjacent pair of two k -cells shares a $(k - 1)$ -cell. This path is $(k - 1)$ -connected.

We can see that the edge-distance or graph-distance, called $d(x, y)$, is $d^{(1)}(x, y)$.

We can also define $d_i^{(k)}(x, y)$ as a k -cell path that is i -connected. However, we do not need to use such a concept here.

References

- [1] L. Chen, The Algorithmic Proof of Preserving the Simply Connected Property of the Separated 3-Manifold, 33rd Summer Conference on Topology and Its Applications, 2018.
- [2] L. Chen, Algorithms for Deforming and Contracting Simply Connected Discrete Closed Manifolds (II), <https://arxiv.org/abs/1707.04389>, 2017.
- [3] L. Chen, Algorithms for Deforming and Contracting Simply Connected Discrete Closed Manifolds (I), <https://arxiv.org/abs/1507.07171>, 2015.
- [4] L. Chen, *Digital and Discrete Geometry*, Springer, 2014.
- [5] L. Chen, *Digital Functions and Data Reconstruction*, Springer, NY, 2012.

- [6] L. Chen and J. Zhang, Digital manifolds: A Intuitive Definition and Some Properties, Proceedings of the Second ACM/SIGGRAPH Symposium on Solid Modeling and Applications, Montreal, 1993, 459-460.
- [7] T. H. Cormen, C.E. Leiserson, and R. L. Rivest, Introduction to Algorithms, MIT Press, 1993.
- [8] S.S.Cairns, Triangulation of the manifold of class one, Bull. Amer. Math. Soc. 41 (1935), No. 8, pp 549-552.
- [9] S.S. Cairns, A simple triangulation method for smooth manifolds, Bull. Amer. Math. Soc. 67, pp380-390, 1961.
- [10] A. Hatcher, Algebraic Topology, Cambridge: Cambridge University Press, 2002.
- [11] John M. Lee, Introduction to Smooth Manifolds (2nd Ed), Springer, 2012.
- [12] JOHN LOTT, THE WORK OF GRIGORY PERELMAN, <https://math.berkeley.edu/lott/preport.pdf>, 2006
- [13] John Milnor THE POINCARÉ CONJECTURE, <http://www.claymath.org/sites/default/files/poincare.pdf>.
- [14] John W. Morgan, The Poincare Conjecture, Proceedings of the International Congress of Mathematicians, Madrid, Spain, 2006, pp 713-736. 2007 European Mathematical Society
- [15] E.D. Moise, Geometric topology in dimensions 2 and 3, Berlin, New York: Springer-Verlag, 1977.
- [16] J. H. C. Whitehead, On C^1 -Complexes. The Annals of Mathematics. Second Series 41 (4): 809-824, 1940.
- [17] H. Whitney, Geometric integration theory, Princeton University Press, pp. 124-135, 1957.