

Algorithms for Deforming and Contracting Simply Connected Discrete Closed Manifolds (III)

Li Chen

Department of Computer Science and Information Technology

University of the District of Columbia

Email: lchen@udc.edu

June 21, 2019

Abstract

In a recent paper, *Algorithms for Deforming and Contracting Simply Connected Discrete Closed Manifolds (II)*, we discussed two algorithms for deforming and contracting a simply connected discrete closed manifold into a discrete sphere. The first algorithm was a continuation of work that began in *Algorithms for Deforming and Contracting Simply Connected Discrete Closed Manifolds (I)*, the second algorithm contained a more direct treatment of contraction for discrete manifolds. In this paper, we clarify that we can use this same method on standard piecewise linear (PL) complexes on the triangulation of general smooth manifolds. Our discussion is based on triangulation techniques invented by Cairns, Whitehead, and Whitney more than half of a century ago.

Note that in this paper, we try to use PL or simplicial complexes to replace certain concepts of discrete manifolds. However, some details in the original papers related to discrete manifolds may also need to be slightly modified for this purpose.

This paper adds more details and corrects several typos in the proof of the theorems in the first paper mentioned due to time constraints. We will post the detailed algorithm/procedure for practical triangulations in the following papers.

1 Introduction

According to the Whitney Embedding Theorem and the Nash Embedding Theorem, any smooth real m -dimensional manifold can be smoothly embedded in R^{2m} and any m -manifold with a Riemannian metric (Riemannian manifold) can be isometrically embedded in an n -Euclidean space E^n where $n \leq c \cdot m^3$. Therefore, we only need to consider smooth manifold \mathcal{M} in E^n .

In 1940, based on Cairns's work, Whitehead first proved the following theorem [16]: Every smooth manifold admits an (essentially unique) compatible piecewise linear (PL) structure.

A PL structure is a triple (K, \mathcal{M}, f) where K is a PL-complex and $f : K \rightarrow \mathcal{M}$ is piecewise differentiable. In addition, Whitehead proved (roughly speaking) that there is a sequence of homeomorphic mappings f_i on the finite complex K_i that are arbitrarily good approximations of f . (K_i is a collection of finite cells, each of these cells is a subdivision of some cells in K .)

In 1957, Whitney designed a simpler procedure to get a triangulation [17]. In 1960, Cairns found an even simpler method for compact smooth manifolds[8, 9]: A compact smooth manifold admits a finite triangulation, i.e. there is a finite complex that is diffeomorphic to the original manifold. A finite complex means that a complex has a finite number of simplices or (PL) cells. For simplicity, a compact smooth manifold can be triangulated by a finite complex [8] (while preserving the diffeomorphism between them).

For the most important case, the 3-manifolds discussed in this paper, a more general domain based on research from the *combinatorial triangulation conjecture* can also be applied. The combinatorial triangulation conjecture is stated as follows:

Every compact topological manifold can be triangulated by a PL manifold.

Rado proved in 1925 that this conjecture holds in two dimensional cases. Moise followed by proving the conjecture in three dimensions. However, the conjecture is false in dimensions ≥ 4 [11].

In [2], we discussed two algorithms for deforming and contracting a simply connected discrete closed manifold into a discrete sphere. The first algorithm was a continuation of work initiated in [3]. The second algorithm was a more direct treatment of contractions for discrete manifolds.

This paper focuses on the second algorithm and its relationship to smooth manifolds. We clarify that we can use the same method for standard PL complexes from the triangulation of general smooth manifolds. Our discussion is based on triangulation techniques invented by Cairns, Whitehead, and Whitney more than half of a century ago.

In this paper¹. In that paper, we use the algorithmic procedure to prove the following theorem: For a finite

¹This is the third revision of the paper. In this revision, we mainly add some figures to show the proof in Section 4 of this paper. We also made a separated short paper to explain a theorem used as Part I of the proof of Theorem 4.3. [?]

triangulation of a simply-connected closed 3-manifold M in Euclidean space, if a (simply-connected closed) 2-cycle which was made by 2-cells of this triangulation separates M into two connected components, then each of the components will also be simply-connected. The relationship of this theorem to a generalized Jordan separation problem, the general Jordan-Schoenflies theorem, and other important problems are also discussed. In this paper, we assume that M is orientable. In addition, a 2-cycle means that it is homeomorphic to a 2-sphere in this paper and this homeomorphism can be determined in a reasonable time such as in the polynomial time. , we use \mathcal{M} to denote a smooth or general topological manifold in Euclidean space and K to denote a complex that is a collection of cells based on a triangulation or decomposition. We also use M to represent a restored manifold of K in Euclidean space.

M is essentially K , but M is a discrete-like manifold that will serve better for our discussion. M is now embedded in a Euclidean space, and each cell of M has the geometric meaning. For instance, any i -cell in M , $i > 0$, has the centroid point that is different from all 0-cells contained in this i -cell in K .

We assume in this paper that a manifold is orientable.

2 Some Basic Concepts of Manifolds

A topological manifold is defined as follows [11]: A topological space \mathcal{M} is a manifold of dimension m if (1) \mathcal{M} is Hausdorff, and (2) \mathcal{M} is second countable, and (3) \mathcal{M} is locally Euclidean of dimension m .

We know that every manifold is locally compact, which means that every point has a neighborhood contained that is compact [11].

Let x be a point in \mathcal{M} and an open set containing x is a neighborhood $\theta(x)$. Mapping $\theta(x)$ locally homeomorphic to an E^m is called a *chart*. A collection of charts whose domain $(\theta(\cdot))$ covers \mathcal{M} is called an *atlas* of \mathcal{M} .

Roughly, a manifold is smooth if for any point $x \in \mathcal{M}$ and each nearby point y of x , the chart transition (called transition-map) from $\theta(x)$ to $\theta(y)$ is smooth. This means that $chart_y^{-1}(chart_x(\theta(x) \cap \theta(y)))$ is smooth.

We omit the formal definition here for simplicity. In this paper, we only want to include local compactness as a property.

On the other hand, in [3], we observed that the Chen-Krantz paper, (L. Chen and S. Krantz, A Discrete Proof of the General Jordan-Schoenflies Theorem, <http://arxiv.org/abs/1504.05263>) actually proved the following result: For a simply connected (orientable) manifold M in discrete space U , if M is a supper submanifold, (the dimension of M is smaller than the dimension of U by one), we can use the Jordan theorem to first separate U into two components. Further details can be found directly from the Chen-Krantz paper.

However, if the dimension of U is much bigger than the dimension of M , then we may need another method.

For instance, we could fill an $(m + 1)$ -manifold bounded by M , where m is the dimension of M . Some algorithms have been discussed in [3], but these algorithms may not work for certain cases. In [2], we continued the discussions by (1) Refining the algorithm by introducing a tree structure for filling, and (2) Designing another direct method of contraction.

This short paper continues as the second part to [2]. In this paper, we attempt to use concepts such as the simplicial complex in combinatorial topology instead of the discrete manifolds used in [3, 2], which makes this paper more readable for those in mathematics. We also attempt to draw a stronger connection between our results and the Poincare conjecture.

According to the official description of the Poincare conjecture made by John Milnor [13]:

Question. If a compact three-dimensional manifold M^3 has the property that every simple closed curve within the manifold can be deformed continuously to a point, does it follow that M^3 is homeomorphic to the sphere S^3 .

According to Moise, any 3D topological manifold is homeomorphic equivalent to a compact smooth manifold \mathcal{M}^3 , and there is only one diff-structure for any \mathcal{M}^3 . So this question is to determine for a compact smooth.

Morgan wrote a much clear explanation: “Now to the notion of equivalence. For topological manifolds it is homeomorphism. Namely, two topological manifolds are equivalent (and hence considered the same object for the purposes of classification) if there is a homeomorphism, i.e., a continuous bijection with a continuous inverse, between them. Two smooth manifolds are equivalent if there is a diffeomorphism, i.e., a continuous bijection with a continuous inverse with the property that both the map and its inverse are smooth maps, between the manifolds. Milnors examples were of smooth 7-dimensional manifolds that were topologically equivalent but not smoothly equivalent to the 7-sphere. That is to say, the manifolds were homeomorphic but not diffeomorphic to the 7-sphere. Fortunately, these delicate issues need not concern us here, since in dimensions two and three every topological manifold comes from a smooth manifold and if two smooth manifolds are homeomorphic then they are diffeomorphic. Thus, in studying 3-manifolds, we can pass easily between two notions. Since we shall be doing analysis, we work exclusively with smooth manifolds.” [14]

On the other hand, Lott explained the Poincare conjecture as [12]: “The version stated by Poincare is equivalent to the following.

Poincare conjecture : A simply-connected closed (= compact boundaryless) smooth 3-dimensional manifold is diffeomorphic to the 3-sphere.”

Therefore, both Milnor and Lott used the compact manifold. It is certain that there is an equivalence between the compact manifold and general manifold for a simply-connected smooth 3D manifold.

In order to cover the topic more generally, we do not restrict our discussion to 3D compact manifolds. Instead, we directly use the local compactness property of a topological manifold [11]. We would like to obtain a sequence

of PL complexes that approaches the original manifold with any degree of approximation. Using this method, we can extend the results to any type of high dimensions of smooth manifolds.

3 Some Previous Results and Concepts in Discrete Cases

In this short paper, we want to make some modifications to the previous paper [2] that was mainly based on discrete manifolds. Now, we would like to use cell complexes, specifically PL complexes in order to convey the same results. In this section, we like to review some related results.

Let K be a cell complex that is a decomposition (triangulation) of a compact smooth m -manifold \mathcal{M} in n -dimensional Euclidean space E^n . K only contains a finite number of cells [8]. M is the union of all cells in K , and M can be viewed as a polyhedron in Euclidean space. M is also a discrete manifold in [3, 2]. We can see that M is a discrete manifold where each cell in M can be found in K . Since M is a polyhedron, M is the restoration of K in E^n .

Therefore, K is a set of 0-cells, 1-cells, \dots , m -cells, where the set of i -cells is called the i -skeleton of M . We must assume that there is no $(m+1)$ -cell in K . We also assume that each i -cell in M is an i -simplex, i -cube, or i -convex polyhedron. Without losing generality, we can assume that the intersection of any two cells in K or M is empty or a single j -cell where $j \geq 0$.

An i -cell is an i -complex that contains a simply connected closed $(i-1)$ -manifold plus the inner part of this manifold. The simplest example is the i -simplex or i -cube.

In other words, an i -cell is bounded by a set of $(i-1)$ -cells, and it contains the inner part of the cell in the i -dimension. The inner part of an i -cell usually refers to an open i -cell in E^n .

The construction of K is interesting. We can see that K contains all inner parts of cells contained in K . However, to represent K (in computer or any other form), we only need to attach the 0-cells with the inner parts of cells.

In fact, K only contains the inner part of i -cells (open i -cells) when $i \geq 1$ and all 0-cells (points). In order to make our discussion easier, let K contain all open and closed cells from the triangulation or decomposition of \mathcal{M} .

Computationally, let a, b, c be 0-cells. To represent a complex in computers or any other explicit form, we can use $[a, b, c, \dots]$ to express a cell that also contains the boundary of the cell. (a, b, c, \dots) is an open set that also contains the inner part of $[a, b, c, \dots]$. Let $\langle a, b, c, \dots \rangle$ represent the boundary of $[a, b, c, \dots]$. Then, we have

$$\partial([a, b, c, \dots]) = \langle a, b, c, \dots \rangle = [a, b, c, \dots] \setminus (a, b, c, \dots),$$

and

$$[a, b, c, \dots] = \langle a, b, c, \dots \rangle \cup (a, b, c, \dots).$$

Because each element of K in E^n , such as $[a, b, c, \dots]$, (a, b, c, \dots) , and $\langle a, b, c, \dots \rangle$, has real meaning, we can assume that K contains not only open cells but all forms including $[.]$ $(.)$ and $\langle . \rangle$ of cells for convenience.

A curve in M is a path of 1-cells in K , so we can define the simple connectivity of M . K contains a finite number of cells. Usually no cell can be split into two or more if it is not specifically mentioned, which means when K is completely defined, we will usually not make any further changes. (In fact, to make finite numbers of refinements or merges on cells will not be affect much of the proofs in this paper.)

Since every pair of two vertices in finite K (0-cells) have a certain distance in E^n ,

Proposition 3.1 : M as a polyhedron is locally flat in E^n .

Proposition 3.2: Every i -submanifold $M(i)$ determined by i -skeleton of K is locally flat in E^n .

Local flatness here is not the same as *discrete local flatness* in [2]. When we require discrete local flatness, we may use the barycentric subdivision of triangles to create one. However, since we use embedding in E^n , there is no need for such a process. We know that the inner part of a j -cell ($j > 0$) can be determined in E^n as the centroid of the cell (or in the counterclockwise direction of the $(j - 1)$ -cell as the j -cell, just think about triangulations in algebraic topology [10]). Unlike in pure discrete space, there is no centroid point in discrete space. Discrete space only contains the rotational directions (one indicates inner and another indicates outer).

Therefore, the case of K with embedding to E^n is much simpler than the discrete manifolds in the pure discrete cases.

One of the concepts that was developed in the Chen-Krantz paper (L. Chen and S. Krantz, A Discrete Proof of The General Jordan-Schoenflies Theorem, <http://arxiv.org/abs/1504.05263>) is the cell-distance of two points. Two points p and q , $q \neq p$ in K or M have a j -cell-distance k meaning that the length of the shortest j -cell-path that contains both p and q is k .

Again, we assume that all manifolds discussed in this paper are orientable.

4 Contraction of the Finite PL Complex K

Let M be a simply connected closed manifold in E^n . All partitioned PL cells of M are included in K where K is a finite simplicial complex or PL complex of M . We will only deal with K and its elements, not every point in M that is a subset of E^n .

Based on a theorem (Theorem 5.1), proved in Chen-Krantz paper, we concluded that a simply connected closed $(m - 1)$ -manifold S split a simply connected closed m -manifold M into two components in discrete space. We required both S and M be locally flat in discrete space. For continuous space, it is a true property of both M and S in E^n . For instance, M in E^n is locally flat. Any i -submanifold S of M is locally flat if each cell of S is an element in K (K was defined previously).

The key here is that allowing simplexes or cells with open and closed-cells in E^n , we do not need to consider locally flat for discrete cases.

We restate this theorem as follows:

Theorem 4.1 *(The Jordan theorem for the closed surface on a 3D manifold) Let M be a simply connected 3D manifold (discrete or PL); a closed discrete surface S (with local flatness) will separate M into two components. Here, M can be closed.*

Note that M in Theorem 4.1 is slightly different from M in this paper. M in Theorem 4.1 is a discrete manifold, but it is the combined form of M and K in this paper. Local flatness is required in Theorem 4.1 (Theorem 5.1 in Chen-Krantz paper), but in this paper, (M, K) would be naturally locally flat. This is because a (finite) K can be subdivided a finite number of times, and every cell (simplex), except 0-cells, must have a centroid point that is distinguished from the boundary of the cell. When we consider (M, K) in this paper, any simple curve (no 0-cell appears twice in the curve of K) or simple manifold is locally flat. Therefore, based on Theorem 4.1, we can easily get:

Theorem 4.2 *Let M be a simply connected closed 3D manifold associated with the finite complex K . A simple closed surface S of M , where each 2-cell of the surface is a 2-cell in K , will separate M into two components.*

There is a little difference from Theorem 4.1 and Theorem 4.2. This is because Theorem 4.1 deals with discrete manifold, and Theorem 4.2 is for an embedded manifold in Euclidean space. From the following explanation, we can also see that the embedded 3-manifolds are simpler than the discrete manifolds.

Since S is finite in Theorem 4.2 and S is naturally locally flat in Euclidean space, so S separates M into two parts as we have proved in Chen-Krantz paper with at most two- or three-times refinements by subdivision if it is needed (in order to directly use the Theorem 4.1).

In addition, since S is a simply closed surface by 2-cells in K , then

(1) S is not the boundary of a 3-cell in M . Thus, any 3-cell in K in Theorem 4.2 must have a face (2-cell) that is not on S . The 3-cell is connected to other 3-cells without using any 2-cells in S . Each 2-cell of a 3-cell will be included in two 3-cells in M (M is closed). So each of the two components (parts) in Theorem 4.2 is connected.

(2) S is the boundary of a 3-cell in M . Then S still separates M into two components since one is the inner part of this 3-cell and the another is the rest of M .

Based on Theorem 4.2, we design a procedure that will generate a homeomorphic mapping for a component in $M - S$ to a 3-disk. Therefore, if M is closed, then M is homeomorphic to a 3-sphere.

Theorem 4.3 *If M is closed in Theorem 4.2, then we can algorithmically make M to be homeomorphic to a 3-sphere.*

The Algorithmic Proof:

According to Theorem 4.2, a simply connected closed 2-manifold (orientable) B will split the 3-manifold M into two components D and D' . B is the common boundary of D and D' . (B was S in Theorem 4.2.)

B only contains cells in K which is the PL-complex corresponding to M as defined previously.

Part 1: We first show that each of the components (D and D') will be simply connected.

According to the definition of simple connectedness, if M is simply connected then a simple closed curve C is contractible to a point $p \in C$ on M . Let Ω be the contraction sequence in the discrete case, which we call gradual variation in [4]. We might as well to assume that p is not on B . This contraction sequence only takes edges (1-cells) in K . Each curve here is a closed path of edges in M . In addition, B is a subset of K , so B only contains a finite number of cells including a finite number of edges.

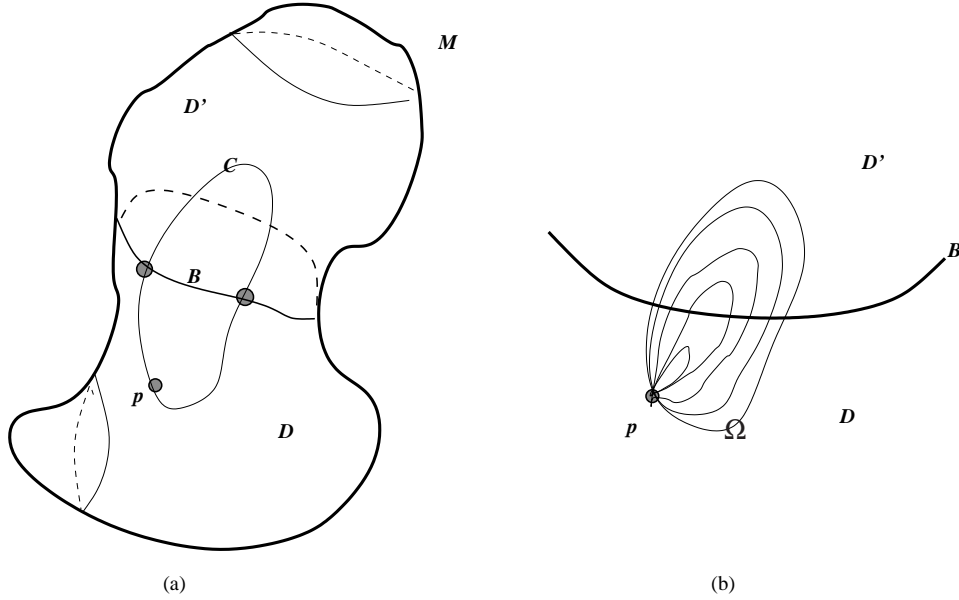


Figure 1: An example of M that is separated by B .

The contraction sequence Ω may contain some point on B . We can modify this contraction sequence to replace Ω to get a new contraction sequence in $D \cup B$ or $D' \cup B$ to show: D and D' are simply connected. The following is the detailed prove of this statement.

A curve C on Ω may intersect with B but not crossover B (this means that $C \subset D \cup B$ or $C \subset D' \cup B$). We will not make changes for this case here.

(That is to say if the curve only stays on B and returns to the original component D , then this will not count as a pass.)

Note that we usually think that D contains B and $B = \partial D$. We use $D \cup B$ is to ensure that no matter we think

D is open or closed in Euclidean space, our proof is clear.

Let $p \in D$. We want to modify the case that a closed curve C containing p in Ω starts at p and passes B to reach a point in D' then come back to p in D .

We define a *pass* (regarding to B) to be entering B from one component and exiting B to another component. For instance, a sequence of points d, b_1, \dots, b_k, d' in C is a *pass* if $d \in D, d' \in D'$ (or *vice versa*), and $b_i \in B$ where $i = 0, \dots, k$ and $k \neq 0$. (We also think about that the curve C travels counterclockwise.)

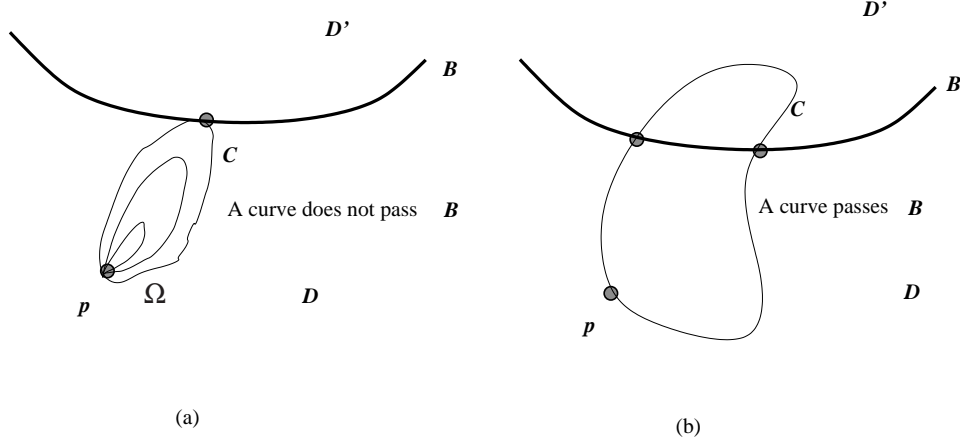


Figure 2: The curve C and the boundary B : (a) A curve does not pass B . (b) A Curve that passes B . Note that C is only 1-D. B can be 1D, 2D or high dimensional.

C contains only a finite of edges (1-cells) in K . So C can only pass B a finite times. In fact, since C starting at p and ending at p , C pass B an even number of times including 0 pass (no pass).

Let $C' \in \Omega$ containing p always start from D (meaning that $p \in D - B$). When C' passes B , it will enter B from D' in order to reach $p \in D - B$ again in the cycle C' according to Theorem 4.2 (B separates D and D'). The last-out and first-in in C' (regarding to B) are always a pair. See Fig. 3.

Let us first present the observation and the proving idea:

We can find a curve $C'_B(0)$ on B to link the following two points since B is simply connected: the last point leaving B and the first point entering B (from D' , in a pair of points). Using $C'_B(0)$ to replace the corresponding arc in D' (they form a cycle in $D' \cup B$), if there are multiple passes, then we can use $C'_B(1), \dots, C'_B(i)$ to replace the whole sequence. Therefore, we obtain a new C'_B that only contains points in $D \cup B$.

Following the same process for all curves in Ω , we will get an Ω_D that is a contraction to p . Therefore, D is simply connected. For the same reason, D' is also simply connected.

Now, we start the detail construction procedure for above discussion: Since "the last-out and first-in in C' (regarding to B) are always a pair," we can assume that they are: $d^{(1)}b_1^{(1)} \dots b_{k_1}^{(1)}d'^{(1)}$ and $d'^{(2)}b_1^{(2)} \dots b_{k_2}^{(2)}d^{(2)}$.

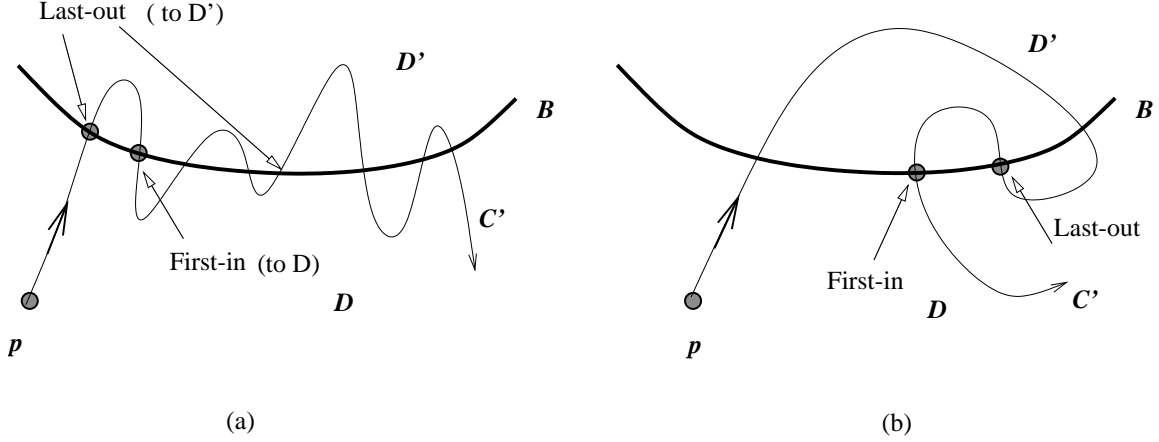


Figure 3: Two cases of the passing pairs: (a) A simple multiple passes, and (b) A more complex case.

Here, $d^{(1)}, d^{(2)}$ are in $D - B$ and $d'^{(1)}, d'^{(2)}$ are in $D' - B$; $b_i^{(1)}$ and $b_j^{(2)}$ are in B .

$b_{k_1}^{(1)}$ is the leaving point in B and $b_1^{(2)}$ is the entering point in B . Since B is also simply connected. There is a path of edges (1-cells) between $b_{k_1}^{(1)}$ and $b_1^{(2)}$ inside of B . We denote this path as β (See Fig. 5. (b)). Let $C' = \dots b_{k_1}^{(1)} d'^{(1)} \dots d'^{(2)} b_1^{(2)} \dots$ be denoted as $\dots b_{k_1}^{(1)} d'^{(1)} \alpha d'^{(2)} b_1^{(2)} \dots$. Here, α is a path (an arc) in D' . α could be empty and $d'^{(1)}$ could be $d'^{(2)}$. α and β form a cycle (a simple closed curve made by 1-cells in K). We use β to replace $d'^{(1)} \alpha d'^{(2)}$. (Regardless if there is a gradually varied sequence to make $d'^{(1)} \alpha d'^{(2)}$ to be β without using points in D , we do not need that. Just do the simple replacement.)

Repeat the above process to find the new last point leaving B and the new first point entering B (from D') until all points in $C' \cap D'$ are replaced by points in B . We obtain a new C'_B . Use C'_B to replace C' in Ω , we will get a Ω_D . Since we did not change C' in $D - B$ and all entering points in B (from D).

Since Ω is a gradually varied sequence in M (each curve must contain p in the sequence based on the definition of contraction), then Ω_D is a gradually varied sequence in $D - B$.

Even though we have a small problem: “ C'_B might not be a simple curve inside of B ,” (See Fig. 6.) we can see the clear contraction in $D - B$.

Now, we want to make the replacing arcs or curves in B the simple curve using the following process. We have two cases here: (1) B is 1-dimensional, (2) B is 2-dimensional or higher dimensional. When B is 1-dimensional then M is 2-dimensional, we have already used a contraction method in [4] to prove that D and D' are both simply connected (or we just use the Jordan-Schoenflies Theorem to resolve it.). We are working on the research for algorithmic contraction of k -cycle on $(k + 1)$ -manifolds with a referencing k -D B as the separation cycle.

Now, we assume that B is 2-dimensional or higher dimensional. The proof is continuing as follows:

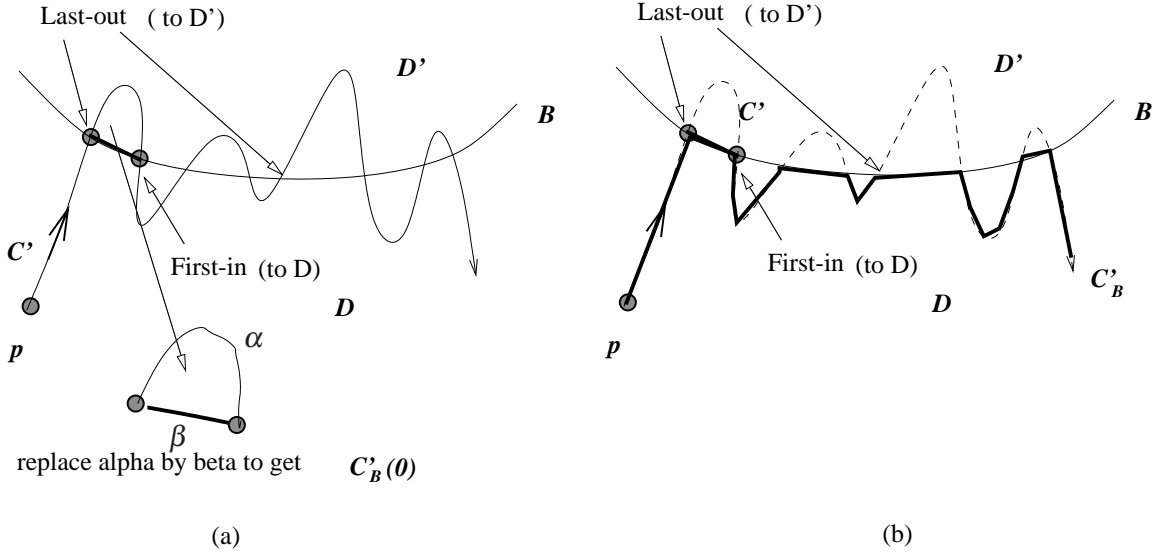


Figure 4: A modified curve only in $D \cup B$: (a) The original curve C' , and (b) The modified curve C'_B

C' may travel to B multiple times. However it only take different point in B since C' is a simple curve. Every time we use an arc β in B to replace an arc in $D' - B$, (note that in above discussion we have used “ $b_{k_1}^{(1)}$ is the leaving point in B and $b_1^{(2)}$ is the entering point in B ” as a pair.) we want to keep β do not intersect any of the existing part of C' (and its modification) in B at the time of we travel with C' .

The previous arc of C' (and its modification) we have done will be assumed that there is no intersection (so far). Then we make the current β do not contain any $C'_B(i)$ for all i processed. We know two ending points of β are at the two distinguished points in B . We also know some of the points in B are taken by previous process. Let ρ_0 and ρ_1 be two ending points in (current) β . We want to prove that there is a path in B that can link ρ_0 and ρ_1 without intersect with any points of C' and its modification in B . See Fig. 7. that is our objective of the proof.

(Note that the above two paragraphs are important for the idea of the our proof. We might as well to assume now B is a 2-cycle in the following proof while M is a 3D manifold.)

The detailed construction, Subpart 1:

According to Jordan curve theorem, a simple closed curve will separate B into two components if B is 2D. We will prove that between ρ_0 and ρ_1 , there is no such a closed curve (a path of 1-cells) in C' and its modification in B . (Note that this is based on our special construction of the new curve β which we will show the details below.) See Fig. 7. (a).

(a) Assume that this closed curve was only made by a pair of a leaving and an entering point respecting to D' . (Meaning that there is only one α in the closed curve.) In order to make a closed curve (a path of 1-cells) in C' in B , there must be a point in B that was traveled twice by C' and its modification. It is impossible since C' is a

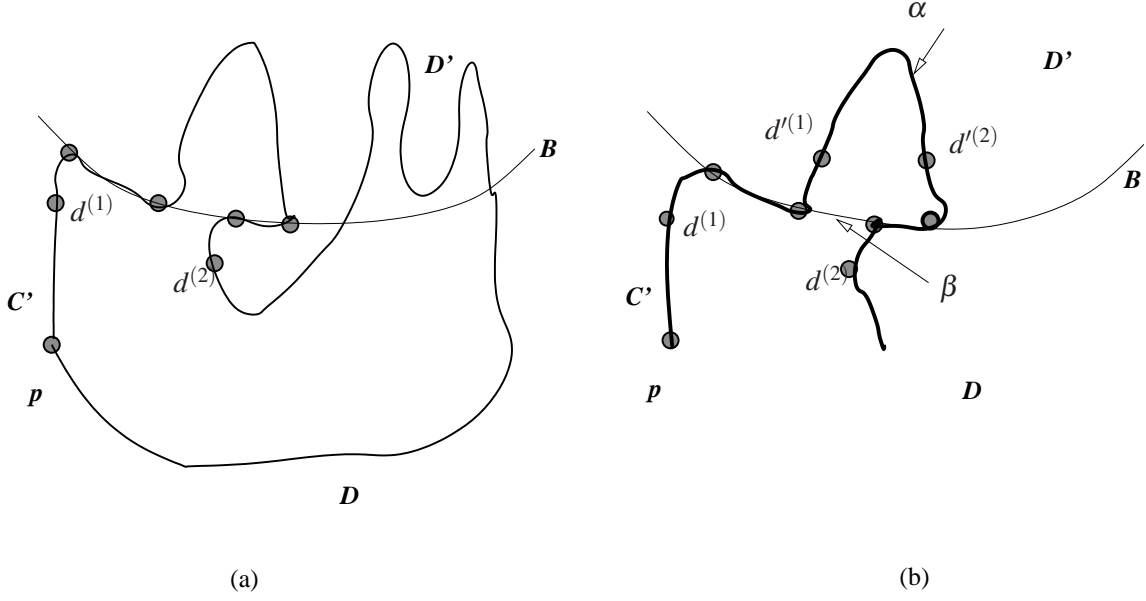


Figure 5: More details in the process of replacing every arc in D' with an arc in B : (a) A curve, and (b) Identifying arcs in D' and B .

simple closed curve that containing $p \in D - B$. C' cannot contain another closed curve in B . There are must be a (open) 1-cell in B that is not in C' and its modification.

On the other hand (as another explanation), if there is an arc in C' from the leaving point ρ_0 to the entering point ρ_1 totally in B , there will be a closed path in C' . Note that this closed path is also totally in $B \cup D'$. It is impossible since C' contains a point p in $D - B$, an proper subset of C' can not contain any closed path since C' itself is a simple path.

The above paragraph means that C' may cover many 1-cells in B ; however, C' could not cover all 1-cells of B since $C' \cap B$ can not contain any closed curve. We can see that it is possible to find an arc β in B to replace α in D' , see Fig. 7.

(b) Assume that this closed curve was made by two or more pairs of leaving and entering points respecting to D' . (Meaning that there are multiple α 's in the closed curve.) Since no point in B was used twice. So there must be a 1-cell (an edge) was not taken by C' and its modification. It is possible for C' to take all 0-cells in this path. However, there are must be a (open) 1-cell that is not in C' and its modification. In other words, C' could cover all original vertices or points in B but the travel path of C' will not be able to take all 1-cells in B .

Since we embedded M in Euclid space, the middle point of this 1-cell is not on C' and its modification. (We want to make that) ρ_0 and ρ_1 are connected in B without intersect with C' and its modification even though we may need to use some the middle points of 1-cells in B . Assume there is a path of 2-cells in B that link ρ_0 and

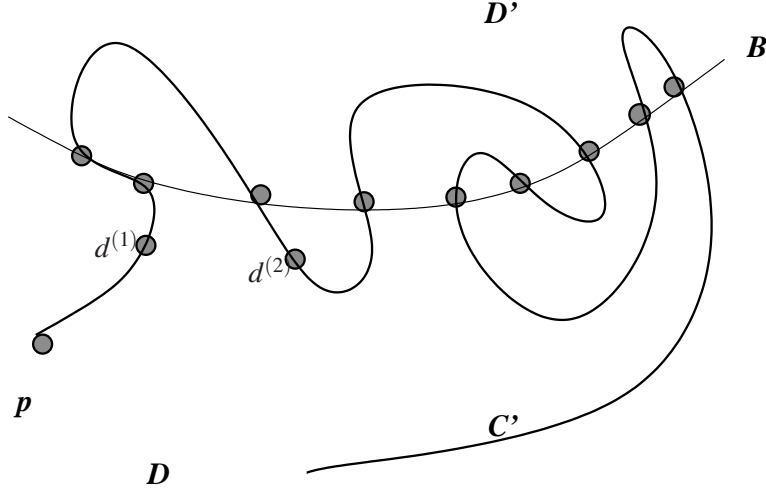


Figure 6: The new modified curve C'_B might not be a simple curve especially when B is a 1-cycle.

ρ_1 , each adjacent pair in the path share one 1-cell that is not in C' and its modification. (This sentence means that since B is a closed discrete 2-manifolds, any two 2-cells in B are 1-connected. See [4].) We only need to do subdivision for these 2-cells in B (where the most of edges are taken by C' . Otherwise we do not need to do many subdivision.). We can make a simplest subdivision by cutting a 2-cell into two 2-cells. Or at most, we use the center point of the 2-cell to cut it into finite pieces (e.g. barycentric subdivision, it can also be done for any simplex in any dimension. See Fig. 8). After the subdivision, we link ρ_0 and ρ_1 without intersect with C' and its previous modification. The following algorithm will construct such a path.

Algorithmically, to find the path from ρ_0 and ρ_1 , we can start with the star of ρ_0 in B , there must be an edge in the link of ρ_0 in B that is not in C' and its modification. Use this edge to find the 2-cells containing this edge, this process will mark all cells in B . Using breadth-first-search will find the almost shortest path that do not intersect with C' and its modification. Or use depth-first-search, we can also make it.

Therefore, with the subdivision of some 2-cells (finite times, at most the number of pair of passes of C' regarding to B), we can find C'_{new} in $D \cup B$ that is a simple curve. The part of $C' \cap (D - B)$ is unchanged.

To summarize, this part is to find a new closed curve in $D \cup B$. This curve is modified based on C' . C' in D (i.e. $C' - B \cup D'$) is unchanged. In the next, we will find a sequence of such new curves that are contracting to the point p without using any points in D' .

The detailed construction, Subpart 2:

Now, we need to check the contraction sequence Ω , we know that if C' , C'' are two adjacent simple curves in the sequence. We can also assume that there is only one 2-cell that are changed in the contraction, i.e. $Modulo2(C', C'')$ is the boundary of only one 2-cell. Since B is a PL 2-manifold, we know there are only

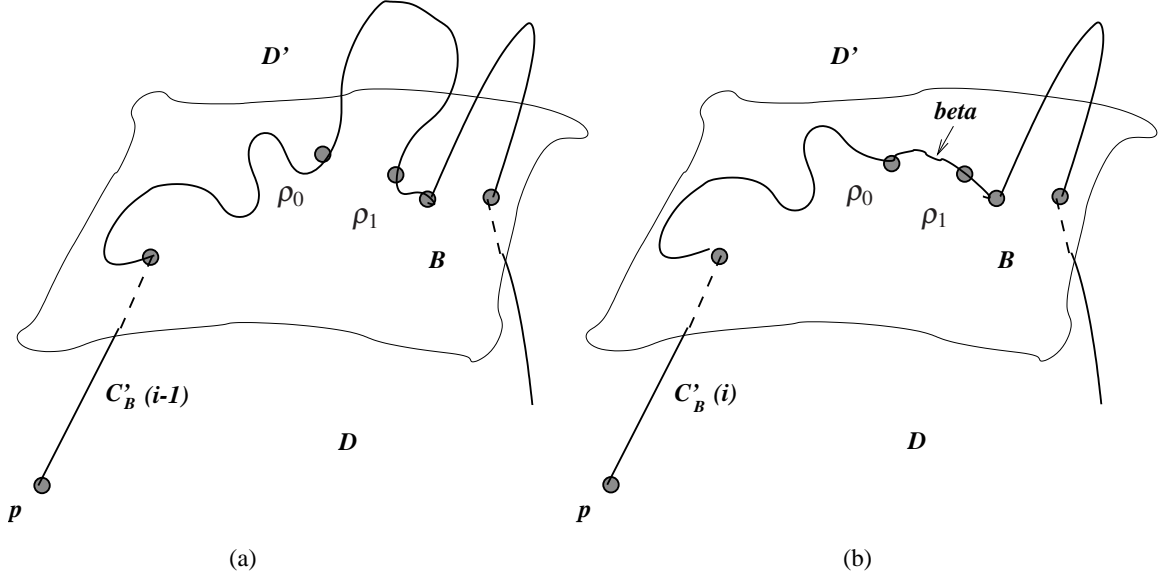


Figure 7: The new curve to make: (a) the old curve, and (b) the new curve.

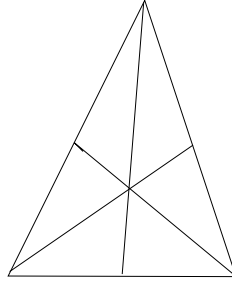


Figure 8: Barycentric subdivision of 2D.

three cases: (a) this 2-cell is not intersect with B , (b) it is entirely in B , or (c) this 2-cell has a part (an arc) in B and the other part is in D or D' not both. (See Chen-Krantz paper , or just think it is a triangle.)

(For simplicity of the proof, let us just assume that a cell is a simplex in the rest of the proof. In other words, each 2-cell is a triangle. For example, $b_0b_1b_2$.)

We can do analysis for the three cases:

(a) If the change is not related to B , we just use $C' \cap B$ to be $C'' \cap B$.

(b) If the change is totally on B , only an arc (on the boundary of a 2-cell) on B was changed at most. We now just use a triangle as the example, $b_0b_1b_2$ where b_0 and b_2 in both C' and C'' . If b_1 is in C' we just use edge $(b_0, b_2) \in C''$ to replace $(b_0, b_1), (b_1, b_2)$.

The only problem is that if (b_0, b_2) was subdivision-ed in C'_{new} . A part of edges in the open set of (b_0, b_2) was

taken by C'_{new} . This case could not be happened before since three points of triangle b_0, b_1, b_2 are in C' , no path need the middle point of edge (b_0, b_2) to get (to) other places in B . Thinking about the construction of C'_{new} .)

If b_1 is in C'' , i.e. (b_0, b_2) is in C' , we just use $(b_0, b_1), (b_1, b_2)$ to replace (b_0, b_2) in C'_{new} to get C''_{new} . The only problem is that (if or when) a part of edge in $(b_0, b_1), (b_1, b_2)$ is in C'_{new} . We know that C' does not contain b_1 , so to use b_1 or related subdivision is that b_1 will be included in C'_{new} at some point. (When b_1 is available, there is no need to subdivision the middle part of edge (b_0, b_1) or (b_1, b_2) in the processing of C'_{new} .) In fact, we do not have to use b_1 in to make C'_{new} , there must be another way to do it. This is because that we can independently make a CC''_{new} . From CC''_{new} , we can make CC'_{new} just like discussed in the above paragraph (Subpart 1). Assume that the arc $\alpha \in C'$ in D' caused to use b_1 , but this α is exactly the same as it in C'' in D' . It does not need to use b_1 regarding to C'' . So we choose a path for C'_{new} that do not use b_1 . So it is valid. (To explain more, b_1 is in C'' and α is in both C' and C'' . To replace α in C'' must not use b_1 if we make an independent CC''_{new} . So we use the one do not use b_1 . Based on the only difference of a triangle in B between C' and C'' . We can choose the path does not need b_1 for C' .)

(Note if two adjacent points are in $C' \cap B$, these two points are also in $C'_{new} \cap B$. We will not change that. There is no reason to modify them.)

The strategy of making C''_{new} (the next new curve) is the following:

We do not think to make C''_{new} first, then do the modification, just do it from C'_{new} to C''_{new} . (This sentence means that we do not want to make C''_{new} first, we want to make C''_{new} based on C'_{new} . It is step by step, as similar to an iterated process. One by one move and look forward for the part in D' .)

(c) If the triangle b_0, b_1, b_2 has a part in D (or D'), cannot be in both. This is also based on the general Jordan Theorem again (Theorem 4.2); or just think about three edge and three vertices of a triangle. See Fig. 12. Then, (we can assume that) B contains an 1-cell $[b_1, b_2]$ (two points; otherwise, no change in B since does not need to change anything in B): b_1 in C' and b_2 in C'' . If b_2 is also in C' , then (b_1, b_2) is an edge in C' . It is also in C'_{new} (as we talk before that a 1-cell in C' will not be changed in C'_{new} based on the construction of C'_{new}). Replace arc $b_0b_1b_2$ by b_0b_2 in C'_{new} to get C''_{new} .

If b_1 is in C'' , b_2 could be taken by the process of making C'_{new} as we discussed before. In the same reason, b_0, b_1, b_2 are in C'' . The same arc α (it is in C' and it takes b_2 in making C'_{new}) are in both C' and C'' , there must be a path do not need to pass b_2 regarding to C'' (in making an independent C''_{new}). Use it for C'' to get C_{new} . So we can use (b_1, b_2) and (b_2, b_0) to replace (b_1, b_0) in C'_{new} to obtain C''_{new} . (We use the independent process of making C''_{new} first in part 1, to avoid to use b_2 for C'_{new} , then use C'_{new} to get C''_{new} . The independent process of making C''_{new} does not need any previous information regarding to C' and C'_{new} .)

Next, we face the case that the triangle b_0, b_1, b_2 has a part in D' . This one should be simpler since we only

care the part in B and we will cut out all curves in $D' - B$

If the triangle b_0, b_1, b_2 has a part in D' and $[b_1, b_2]$ in B , we first assume that b_1, b_2 are in C' then (b_1, b_2) in C' and also in C'_{new} . We need to determine if b_1 is a leaving point or entering point (from p counterclockwise) for making C'_{new} .

If b_1 is a leaving point to D' and b_2 is in C'' . Because both arcs containing b_0 in D' will enter the same point x in B . C'_{new} contains an arc in B from b_1 to x , we just use this arc for C''_{new} with the edge $[b_1, b_2]$ that is also in C'_{new} . So just let $C''_{new} = C'_{new}$ (at this time). If b_1 is an entering point from b_0 in D' . So b_2 is an entering point of C'' from b_0 in D' . We can still use the same C'_{new} to be C''_{new} since b_2 is also in C' as well as in C'_{new} . We let C''_{new} pass b_1 is fine in B . (It dose not matter to make b_1 in the middle of a path.)

If b_1, b_2 are in C'' then only b_1 in C' . b_1 could be a leaving point of C' , then b_2 is the leaving point of C'' . There is a path in B can pass b_2 in making C'_{new} because of C'' having the edge b_1, b_2 . Use that one. And let $C''_{new} = C'_{new}$. If b_1 is entering point of C' and b_2 is entering point of C'' , then point b_2 is not really important any more for $C'_{new} - C'_{new}$ can have b_2 . (This is because $b_2 b_1$ must be in the C''_{new} so we can make C'_{new} as the same as C''_{new}), see Fig. 17 (b). (not affect to the arc inside of B). So just use the same C'_{new} to be C''_{new} . We can also make an arc in B that pass b_2 to b_1 in C'_{new} as well. (These arrangement are just for the local with regarding to this triangle. as we also know that when C' , C'' , and C''' are three consecutive curves, when we construct C'''_{new} , we do not usually need to consider C'_{new} .)

After all three cases considered, we can construct a new contraction sequence without using any points in D' . It is a kind of projecting method to project the part (arcs) in D' to B for each curve (made by 1-cells) and keeping the new curves to be simple curves.

We repeat the above process for all simple closed curves (1-cycles) in the contraction sequence Ω , we will get a gradually varied sequence (roughly meaning that changing the boundary of a 2-cell at a time) in $D \cup B$. Therefore, $D \cup B$ is simply connected. In the same way, we can prove that D' is simply connected.

Note that the curves in the contraction sequence Ω in $D - B$ are not changed if the curves are completely in $D - B$. The arcs in $D - B$ are not changed even though we change the part in $D' \cup B$ for some curves. In above proof, we projected the arcs of Ω in $D' \cup B$ to B , and make sure that they are gradually varied in B .

We can give a summarized explanation of the entire proof as follows:

(1) First, assume a point p in a simple 1-cycle C , made by 1-cells in K . We might as well to assume that C is not touch $B = \partial D$. We want to prove that if M is simply connected so is D .

We only need to consider the case that the cycles of the contraction sequence Ω will go to D' then go back to D then shrink to one point $p \in C$.

Let $\Omega = \{C_1, C_2, \dots, C_N\}$ be such a sequence. We know that every C_i , $i = 1, \dots, N$, contains p . (C_N can be

the boundary of a 2-cell containing p .)

(2) We might as well to assume here that this sequence starting in D only goes D' once than goes back to D . (The sequence that travels multiple times from D to D' will be similar.)

There must be an k so that $C_k \in \Omega$ is the last 1-cycle in the sequence that has intersection with B . C_{k+1}, \dots, C_N are totally in $D - B$.

(3) Assume also C_{t+1}, \dots, C_k have 0-cells in B , and C_t is the last one that does not have any intersection with B . Note that C_{t+1} is gradually varied to C_t . C_k is gradually varied to C_{k+1} . They all contain p .

So there are three parts in Ω : $\{C_1, C_2, \dots, C_t\} \in (D - B)$, $\{C_{t+1}, \dots, C_k\} \in M$, and $\{C_{k+1}, \dots, C_N\} \in (D - B)$. It is not hard to know that C_{t+1} and C_k are in $D \cup B$. These two are not be changed. The modifications were made only for C_{t+2}, \dots, C_{k-1} in the above proof.

No entering or leaving points between $D - B$ and B are changed in Ω . The process will guarantee the arcs in B are gradually varied in the new sequence. Again, the concept of gradually varied sequence of curves means that each adjacent pair of curves only differs a triangle, i.e. *Modulo*(2) of two such curves will be the boundary of a 2-cell (triangle).

For another issue, when we make C'_{new} for an arc in $D' - B$, we need to check ahead for C'' in the case where *Modulo*2(C', C'') is a triangle totally in B . So we can avoid to use any of the point in the triangle in C'_{new} . Repeatedly use this strategymethod finite times if it is needed. More examples can be seen in a separated paper for the proof of Part 1 [1].

Part 2: We design an algorithm to show that D is homeomorphic to an m -disk.

Again, according to the definition of simple connectedness to M , a closed 1-cycle will be contractible on M . Since we assume that there is no boundary in M (M is closed and orientable), then there are no holes in M if M is 2D manifold. If there is a hole, then the boundary of a hole will be a 1-cycle and it is no longer contractible. For another instance, if M is a torus, then some cycles are not contractible as well.

Let $m = 3$ for now, i.e. M is a 3-manifold. We can see that m can be any number.

Step (1): Remove an m -cell e from $M_m = M$. This will result in an $(m - 1)$ -cycle on the boundary called B . This cycle B is always simply connected since its boundary is also the boundary of e . We use this property in addition to the theorem we discussed above.

(Note: We can assume that any closed simply connected $(m - 1)$ -manifold is an $(m - 1)$ -cycle that is homeomorphic to the $(m - 1)$ -sphere when proving for m .)

Let $D = M_m - e$. Note that the subtraction is to remove the inner part of the m -cell e , and not e 's $(m - 1)$ -edges or faces. ($B = \partial e$ at this time.)

Step (2): Next, we remove more m -cells of M_m if they have an edge (face) on B . Algorithmically, since

B is changing as time goes on, we remove another $e \in D$ when e has an $(m-1)$ -edge(face) in B . We always denote the new edge of D as B . Therefore, B will be a new edge set of $D = M - \{\text{removed } m\text{-cells}\}$. B is still the $(m-1)$ -cycle (a pseudo-manifold in [4]) since we use the boundary of the new e in $D - B$ to replace $e \cap B$.

Step (2'): For the actual design of the algorithm (for Step 2), we first calculate the cell-distances to all points in M_m from a fixed point o , $e \neq o$, which is determined beforehand. We always select a new e that is adjacent to B (meaning that it has an edge or face on B) with the greatest cell-distance to o . This means that one 0-cell in e has the greatest m -cell-distance to o . When more of such cells are found, we will select the (new) cell e ($e \cap B$ is an $(m-1)$ -cell) that has the most of the greatest distance points (0-cells) to o . This is a strategy for balancing the selection of new e . We will always attempt to make cycle B an equal distance, in terms of each point on B , with respect to o . In other words, each cell on B should have almost equal cell-distance to o .

Step (3): Since B is an $(m-1)$ -cycle, D is always simply connected based on Theorem 4.2. M_m only contains a finite number of m -cells, which means that this process will end at $Star(o)$ in M_m . Therefore, we algorithmically show that $M_m, D = M_m - e, D \leftarrow D - e_{new}, \dots$ is continuously shrinking (homeomorphic) to $Star(o) \cap M_m$, since $Star(o) \cap M_m$ is an m -disk. Therefore, reversing the steps determines a homeomorphic mapping from an m -disk to $M_m - e_0$ where e_0 is the first cell removed from M_m .

Please note that $M_m - e$ removes the inner part of e , i.e. (e) .

We also know that e is homeomorphic to m -disk. The connected-sum of e and $M_m - e$ is homeomorphic to m -sphere where $m = 3$. This is the end of the algorithmic proof. **(End of Proof)**

In the above proof, it is important to keep D to be simply connected. Otherwise, we cannot guarantee the contraction by 3-cells. In other words, if D is not simply connected, we might not be able to find a new 3-cell, e_{new} , such that $D - e_{new}$ is a connected manifold.

We can also see that using the Jordan-Separation theorem is essential to our proof. This is because, it guarantee any curve or manifold from D to D' must include a point in B in the proof.

Besides Theorems 4.1 and 4.2, in Theorem 4.3, we actually proved that for 3D compact smooth manifolds, the Jordan separation theorem implies the Poincare conjecture. We can do this because we have used the property of finiteness of cells in complex K , and the contraction is based on a procedure described in the above proof. This type of algorithm can only be performed in finite cases and in discrete-like manifolds. Therefore,

Corollary 4.1 For 3D closed smooth manifolds that admit the finite simplicial complex decomposition, the Jordan separation theorem (Theorem 4.2) implies the Poincare conjecture in 3D.

Using this result, we can design algorithms or procedures to show that for cell (or simplicial) complexes, a closed simply connected smooth m -manifold that has finite cell (or simplicial) complex decomposition (meaning that it admits a finite triangulation) is homeomorphic to m -sphere. We can describe this observation as follows.

Chen-Krantz paper also presented the following theorem:

Theorem 4.4 (*The Jordan Theorem of Discrete m -manifolds*) Let M_m be a simply connected discrete or PL m -manifold. A closed simply connected discrete $(m - 1)$ -manifold B (with local flatness) will separate M_m into two components. Here, M_m can be closed.

With the recursive assumption, B can be assumed to be homeomorphic to an $(m - 1)$ -sphere. We can change the terminology to include cell complexes in case of embedding to Euclidean Space.

Theorem 4.5 (*The Jordan Theorem of m -manifolds that admit the finite triangulation*) Let M_m be a simply connected (finite-cell) PL m -manifold. A closed simply connected $(m - 1)$ -manifold B in M_m separates M_m into two components. Here M_m can be closed.

Followed by the proof of Theorem 4.3 in this section, we could say:

Theorem 4.6 If M_m is closed in Theorem 4.5, then we can algorithmically make M_m to be homeomorphic to an m -sphere.

Some discussions: In Step (2) of the proof of Theorem 4.3, if B is not a simple cycle, then M is not simply connected according to the theorem above. We will use this property to determine whether M is simply connected. See [2].

In Step (3), since M contains a finite number of m -cells, there will always be a way to reach an end. It is also possible to use a gradually varied "curve" or $(m - 1)$ -cycle on M_m of B to replace B to reach the maximum number of removals in practice. However, we have to keep the removals balanced to a certain point, meaning that we would always try to remove the point farthest on the boundary to the fixed point o , which we contract to.

The entire process in the algorithm determines the homeomorphism to the m -sphere. Therefore, we would like to say that with finite cell complex triangulation, a closed-orientable compact simply connected smooth m -manifold is homeomorphic to an m -sphere.

Corollary 4.2 With finite PL complex decomposition or triangulation, a closed-orientable compact simply connected smooth m -manifold is homeomorphic to an m -sphere.

In papers [3] and paper (II) [2], we used filling techniques to turn a closed manifold into a deformed disk. As an equivalent statement, we observed that: A closed-orientable m -simply connected manifold M_m is homeomorphic to an m -sphere if and only if there is an $(m + 1)$ -deformed disk that is simply connected with a boundary of M_m .

5 Existence of the Approximating Sequence of Triangulations of a Smooth Manifold

In the above sections, we dealt with the compact smooth manifold that admits finite triangulations or PL complex decomposition (decomposition that is diffeomorphic to the original manifold). If the manifold is not compact, then we may not have finite cell complex decomposition. We discuss this problem in the following.

According to the definition of topological manifolds, we know that they must be locally compact. This means for any smooth manifold, there is a finite triangulation or simplicial decomposition for any given point and its neighbor. Our strategy is to find a sequence of PL complexes that will approach the original smooth manifold in any approximating degree.

To do this, we need to use *the Axiom of Choice*. Since \mathcal{M} is smooth, no point exists where the total curvature of the point is infinite. We can select a point with the smallest curvature and then use Whitney's triangulation method to obtain the triangulation, which must be finite. Now, the issue is that the process is not constructive since we used the axiom of choice.

For any small number $\varepsilon > 0$, we would like to make a triangulation based on $\varepsilon > 0$ where each simplex is part of an ε -cube. As a result, we would have a sequence of triangulations. Based on local compactness, there must be an ε to provide a finite cover for each point with the smallest curvature.

If we do not use the Axiom of Choice, we can select a sequence of $\varepsilon_i > 0, i = 0, 1, 2, 3, \dots$ where ε_0 is a small number less than 1 and $\varepsilon_i = \varepsilon_{i-1}/2$. We can use the Whitney's triangulation for each ε_i , then we eventually can find a ε_i that is smaller than the smallest total curvature of points on \mathcal{M} .

We will discuss the algorithm further in the next paper.

6 Conclusion

The conclusion of the previous version is the following: In this paper, we wanted to make some connections between discrete mathematics and combinatorial topology, along with including a discussion on smooth manifolds.

We added further details and corrected a few typos for the proof of a theorem originally published in [2]. Since our research on these topics is still ongoing, there may be some areas that warrant further study and discussion in future works. We believe that the direction of our current research is valuable for understanding some essential problems in geometric topology.

This revision added more figures the extended version of the original version of *Algorithms for Deforming and Contracting Simply Connected Discrete Closed Manifolds (III)*. In the extended version, we added more details in the proof of the main theorem. In this revision, we also added some explanations. We are working on more

figures and examples now [1].

7 Appendix: Concepts of Cell Distances

The concepts in this paper are also included in [4]. In addition, we include concepts from the following: L. Chen A Concise Proof of Discrete Jordan Curve Theorem, <http://arxiv.org/abs/1411.4621> and L. Chen and S. Krantz, A Discrete Proof of The General Jordan-Schoenflies Theorem, <http://arxiv.org/abs/1504.05263>.

In a graph, we refer the concept of distance as the length of the shortest path between two vertices. The concept of graph-distance in this paper refers to edge distance, meaning how many edges are required to get from one vertex to another. We usually use the length of the shortest path between two vertices to represent distance in graphs. In order to distinguish between this definition of distance and distance in Euclidean space, we use graph-distance to represent length in graphs in this paper.

Therefore, graph-distance is the same as edge-distance or 1-cell-distance (how many 1-cells are needed to travel from x to y). We can generalize this concept to define 2-cell-distance by counting how many 2-cells are needed to go from point x to point y . In other words, 2-cell-distance is the length of the shortest path of 2-cells that contains x and y . In this path, each adjacent pair of 2-cells shares a 1-cell and this path is 1-connected.

We can define $d^{(k)}(x, y)$, the k -cell-distance from x to y , as the length of the shortest path (or the minimum number of k -cells in such a sequence) where each adjacent pair of two k -cells shares a $(k - 1)$ -cell. This path is $(k - 1)$ -connected.

We can see that the edge-distance or graph-distance, called $d(x, y)$, is $d^{(1)}(x, y)$.

We can also define $d_i^{(k)}(x, y)$ as a k -cell path that is i -connected. However, we do not need to use such a concept here.

References

- [1] L. Chen, The Algorithmic Proof of Preserving the Simply Connected Property of the Separated 3-Manifold, 33rd Summer Conference on Topology and Its Applications, 2018, too appear.
- [2] L. Chen, Algorithms for Deforming and Contracting Simply Connected Discrete Closed Manifolds (II), <https://arxiv.org/abs/1707.04389>, 2017.
- [3] L. Chen, Algorithms for Deforming and Contracting Simply Connected Discrete Closed Manifolds (I), <https://arxiv.org/abs/1507.07171>, 2015.
- [4] L. Chen, *Digital and Discrete Geometry*, Springer, 2014.

- [5] L. Chen, *Digital Functions and Data Reconstruction*, Springer, NY, 2012.
- [6] L. Chen and J. Zhang, Digital manifolds: A Intuitive Definition and Some Properties, Proceedings of the Second ACM/SIGGRAPH Symposium on Solid Modeling and Applications, Montreal, 1993, 459-460.
- [7] T. H. Cormen, C.E. Leiserson, and R. L. Rivest, *Introduction to Algorithms*, MIT Press, 1993.
- [8] S.S.Cairns, Triangulation of the manifold of class one, *Bull. Amer. Math. Soc.* 41 (1935), No. 8, pp 549-552.
- [9] S.S. Cairns, A simple triangulation method for smooth manifolds, *Bull. Amer. Math. Soc.* 67, pp380-390, 1961.
- [10] A. Hatcher, *Algebraic Topology*, Cambridge: Cambridge University Press, 2002.
- [11] John M. Lee, *Introduction to Smooth Manifolds* (2nd Ed), Springer, 2012.
- [12] JOHN LOTT, THE WORK OF GRIGORY PERELMAN, <https://math.berkeley.edu/lott/preport.pdf>, 2006
- [13] John Milnor THE POINCARÉ CONJECTURE, <http://www.claymath.org/sites/default/files/poincare.pdf>.
- [14] John W. Morgan, The Poincare Conjecture, Proceedings of the International Congress of Mathematicians, Madrid, Spain, 2006, pp 713-736. 2007 European Mathematical Society
- [15] E.D. Moise, *Geometric topology in dimensions 2 and 3*, Berlin, New York: Springer-Verlag, 1977.
- [16] J. H. C. Whitehead, On C^1 -Complexes. *The Annals of Mathematics. Second Series* 41 (4): 809-824, 1940.
- [17] H. Whitney, *Geometric integration theory*, Princeton University Press, pp. 124-135, 1957.