

# Reconstruct the Logical Network from the Transition Matrix<sup>☆</sup>

Cailu Wang, Yuegang Tao\*

*School of Control Science and Engineering, Hebei University of Technology, Tianjin, 300130, P. R. China*

---

## Abstract

Reconstructing the logical network from the transition matrix is benefit for learning the logical meaning of the algebraic result from the algebraic representation of a BN. And so far there has no method to convert the matrix expression back to the logic expression for a BN with an arbitrary topology structure. Based on the canonical form and Karnaugh map, we propose a method for reconstructing the logical network from the transition matrix of a Boolean network in this paper.

*Keywords:* Boolean network (BN), logic expression, matrix expression, canonical form, Karnaugh map (K-map)

---

## 1. Introduction

The Boolean network (BN) is a logical system pioneered by Kauffman in [10] for describing genetic regulatory networks. BNs provide useful modeling tools for dynamical systems whose state-variables can attain two possible values, and have attracted a considerable attention in computer networks [15], gene networks [9, 11], neural networks [1, 6], as well as social networks [13].

A matrix product, called the semi-tensor product of matrices, is developed in [4] to deal with the BNs. Using this method, a BN can be modeled by a standard discrete-time linear system. Converting a logical dynamic system into a standard discrete-time linear system is an indispensable key step in analysing dynamics of BNs through the algebraic method. Conversely, reconstructing the logical network from the transition matrix is advantageous for learning the logical meaning of the algebraic result from the algebraic representation of a BN. Under the premise that the in-degrees of nodes are smaller than the total number of nodes, some formulas to retrieve the logical dynamic equations from the transition matrix is provided in [3]. However,

---

<sup>☆</sup>This work was supported by National Natural Science Foundation of China under Grants 60774007 and 61305101.

\*Corresponding author

*Email address:* yuegangtao@hebut.edu.cn (Yuegang Tao)

there do exist an amount of BNs with nodes whose neighborhood contains all nodes. It is easy to give some examples.

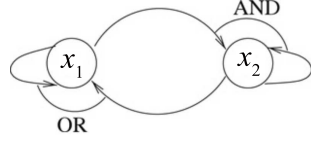


Fig. 1<sup>[3]</sup>. Logical network

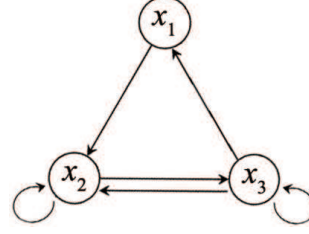


Fig. 2. Logical network

**Example 1.** Let us see the BN given in [3, Fig.1]. Figure 1 is a BN with 2 nodes, in which the in-degrees of nodes  $x_1$  and  $x_2$  are both equal to 2. Hence, the logic expression of both two nodes  $x_1$  and  $x_2$  can not be retrieved from the matrix expression by using the conversion formulas provided in [3].

**Example 2.** Figure 2 is a BN with 3 nodes, in which the in-degrees of node  $x_2$  is equal to 2. Hence, the logic expression of node  $x_2$  can not be retrieved from the matrix expression by using the conversion formulas provided in [3].

In a word, the method proposed in [3] can not reconstruct the logical networks from the transition matrices for such a type of BNs (see e.g. Example 3 in this paper). A natural question may be proposed: How to convert the matrix expression back to the logic expression for a BN with an arbitrary topology structure? This paper will give an answer to it.

The theory and applications of the canonical form in mathematics, computer sciences and logic have been investigated by many researchers. For instance, Gunawardena [8] presented the canonical form of a max-min system introduced in [12]. Based on such a canonical form, some interesting results with profound significance have been obtained in max-min systems, such as the duality theorem [7] and constructive fixed point theorem [5], and some control problems are also considered (see e.g. [2, 16, 17]). It is known that any Boolean function can be put into a minterm canonical form [15]. Based on such a canonical form, we will give a direct conversion from the logic expression to the matrix expression of a BN in this paper.

The Karnaugh map (K-map) is a useful tool to simplify the logic expressions [14]. In this paper, we will introduce two types of K-maps – the K-map of a BN and the K-map of a logical matrix – to convert the matrix expression back to the logic expression. It is proven that the K-map of a logical matrix is exactly the K-map of the BN determined by this logical matrix. Then, we can convert the matrix expression back to a canonical form of the logic expression through plotting the K-map of the transition matrix.

The outline of the rest of this paper is organized as follows. Section 2 introduces some basic concepts about BNs, and points out an unsolved problem existing in the linear representation theory of BNs. Such an unsolved problem is solved in Section 3. Some future works are drawn in Section 4.

## 2. Preliminary and problem description

A *Boolean function* is a function of the form

$$f : \Delta^n \rightarrow \Delta,$$

where  $\Delta = \{\text{True}, \text{False}\}$  is the logical domain and  $n \in \mathbb{N}$  (the set of natural numbers) is the arity of the function. Any  $n$ -variable Boolean function can be expressed as a propositional formula in variables  $x_1, x_2, \dots, x_n$ . For simplicity of presentation, the logical disjunction  $A \vee B$ , the logical conjunction  $A \wedge B$  and the logical negation  $\neg A$  are represented by  $A + B$ ,  $AB$  and  $\bar{A}$ , respectively.

Row No.	$x_1$	$x_2$	$x_3$	Minterms
0	0	0	0	$\bar{x}_1\bar{x}_2\bar{x}_3 = m_0$
1	0	0	1	$\bar{x}_1\bar{x}_2x_3 = m_1$
2	0	1	0	$\bar{x}_1x_2\bar{x}_3 = m_2$
3	0	1	1	$\bar{x}_1x_2x_3 = m_3$
4	1	0	0	$x_1\bar{x}_2\bar{x}_3 = m_4$
5	1	0	1	$x_1\bar{x}_2x_3 = m_5$
6	1	1	0	$x_1x_2\bar{x}_3 = m_6$
7	1	1	1	$x_1x_2x_3 = m_7$

Table 1: Minterms for a 3-variable Boolean function

A *truth table* specifies the values of a Boolean function for every possible combination of values of the variables in the function. A *minterm* of  $n$  variables is a product of  $n$  literals in which each variable appears exactly once in either true or complemented form, but not both. In general, the minterm which corresponds to the row number  $i$  of the truth table is designated  $m_i$  ( $i$  is usually written in decimal). Table 1 lists all of the minterms of a 3-variable Boolean function. Any Boolean function  $f$  can uniquely be written as a sum of minterms, i.e.,

$$f(x_1, x_2, \dots, x_n) = m_{i_1} + m_{i_2} + \dots + m_{i_k} := \sum m(i_1, i_2, \dots, i_k),$$

which is called the *minterm canonical form* of  $f$ . Given the minterm canonical form of a Boolean function, it can be plotted on a *Karnaugh map* (K-map) by placing 1 in the squares which correspond to minterms of the function and 0 in the remaining squares. Figure 1 shows the location of minterms on a 3-variable K-map.

$x_3 \setminus x_1 x_2$		$x_1$			
		00	01	11	10
$x_3 \left\{ \begin{array}{l} 0 \\ 1 \end{array} \right.$	0	$m_0$	$m_2$	$m_6$	$m_4$
	1	$m_1$	$m_3$	$m_7$	$m_5$
		$x_2$			

Fig. 3. Location of minterms on a 3-variable K-map

A *Boolean network* (BN) with a set of nodes  $x_1(t), x_2(t), \dots, x_n(t)$  can be described as

[illegible]

where  $t \in \mathbb{N}$  (the set of natural numbers) and  $f_i$  ( $i = 1, 2, \dots, n$ ) are Boolean functions.

**Definition 1.** <sup>[4]</sup> Let  $A \in \mathbb{R}^{m \times n}$  and  $B \in \mathbb{R}^{p \times q}$ . The *semi-tensor product* of  $A$  and  $B$  is defined as

$$A \ltimes B = (A \otimes I_{\alpha/n}) \times (B \otimes I_{\alpha/p}).$$

where  $\alpha$  is the least common multiple of  $n$  and  $p$ ,  $I$  is the identity matrix,  $\otimes$  is the Kronecker product and  $\times$  is the conventional product of matrices.

Using the semi-tensor product of matrices, a Boolean function can be converted into an algebraic form. Let  $\delta_n^i$  denote the  $i$ -th column of the identity matrix  $I_n$ . For the sake of brevity, a matrix of the form  $L = [\delta_n^{i_1} \ \delta_n^{i_2} \ \cdots \ \delta_n^{i_r}]$  is briefly denoted as  $L = \delta_n[i_1, i_2, \cdots, i_r]$ . Represent the logical values “True” and “False” by

$$\delta_2^1 = \begin{bmatrix} 1 \\ 0 \end{bmatrix} \quad \text{and} \quad \delta_2^2 = \begin{bmatrix} 0 \\ 1 \end{bmatrix},$$

respectively. Then any  $n$ -variable Boolean function can be equivalently represented as

$$f : \{\delta_2^1, \delta_2^2\}^n \rightarrow \{\delta_2^1, \delta_2^2\}.$$

**Lemma 1.** <sup>[4]</sup> Let  $x(t) = x_1(t) \ltimes x_2(t) \ltimes \cdots \ltimes x_n(t)$ . Then there exists a unique matrix  $L \in \{0, 1\}^{2^n \times 2^n}$  such that BN (1) can be converted to a standard discrete-time dynamic system as

$$x(t+1) = L \bowtie x(t), \quad t = 0, 1, \dots, \quad (2)$$

where  $L$  is called the *transition matrix* of BN (1).

A *logical matrix* is a binary matrix of the form

$$\delta_{2^n}[i_1, i_2, \dots, i_{2^n}], \quad (3)$$

where  $i_r \in \{0, 1, \dots, 2^n - 1\}$  and  $r \in \{1, 2, \dots, 2^n\}$ . There exists a one-to-one correspondence between logical matrices and BNs.

The following method is provided in [3] to retrieve the logical network from the transition matrix of a BN, in the condition that the in-degree of a node is smaller than the total number of nodes in the BN. Defined a set of  $2 \times 2^n$  matrices  $S_i^n$  as follows:

$$\begin{aligned} S_1^n &= \delta_2[\underbrace{1, \dots, 1}_{2^{n-1}}, \underbrace{2, \dots, 2}_{2^{n-1}}], \\ S_2^n &= \delta_2[\underbrace{1, \dots, 1}_{2^{n-2}}, \underbrace{2, \dots, 2}_{2^{n-2}}, \underbrace{1, \dots, 1}_{2^{n-2}}, \underbrace{2, \dots, 2}_{2^{n-2}}], \\ &\vdots \\ S_n^n &= \delta_2[\underbrace{1, 2, 1, 2, \dots, 1, 2}_{2^n}]. \end{aligned}$$

**Lemma 2.** <sup>[3]</sup> For a BN with its matrix expression (2), the structure matrix of  $f_i$  can be retrieved as

$$M_i = S_i^n \ltimes L, \quad i = 1, 2, \dots, n.$$

If  $M_i$  satisfies

$$M_i \ltimes W_{[2, 2^{j-1}]} \ltimes (M_{\neg} - I_2) = 0, \quad 1 \leq j \leq n, \quad (4)$$

where  $M_{\neg} = \delta_2[2, 1]$  is the structure matrix of negation  $\neg$  and  $W_{[*], [*]}$  is the swap matrix, then the equation of  $f_i$  can be replaced by

$$x_i(t+1) = M'_i \ltimes x_1(t) \ltimes \dots \ltimes x_{j-1}(t) \ltimes x_{j+1}(t) \ltimes \dots \ltimes x_n(t), \quad (5)$$

where  $M'_i = M_i \ltimes W_{[2, 2^{j-1}]} \ltimes \delta_2^1$ .

The following is a numeral example of a BN whose logic network can not be reconstructed from its matrix expression by using the method above.

**Example 3.** Reconstruct the logic network of the BN

$$x(t+1) = L \ltimes x(t), \quad t = 0, 1, \dots, \quad (6)$$

where  $L = \delta_4[1, 2, 2, 4]$ . By a direct calculation,

$$M_1 = S_1^2 \ltimes L = \delta_2[1, 1, 1, 2],$$

$$M_2 = S_2^2 \ltimes L = \delta_2[1, 2, 2, 2].$$

For  $i = 1$ , it can be verified that

$$\begin{aligned} M_1 \ltimes W_{[2,1]} \ltimes (M_{\neg} - I_2) &= \begin{bmatrix} 0 & -1 & 0 & 1 \\ 0 & 1 & 0 & -1 \end{bmatrix} \neq 0, \\ M_1 \ltimes W_{[2,2]} \ltimes (M_{\neg} - I_2) &= \begin{bmatrix} 0 & -1 & 0 & 1 \\ 0 & 1 & 0 & -1 \end{bmatrix} \neq 0. \end{aligned}$$

Then equation (4) does not hold for any  $j \in \{1, 2\}$ , and hence the logic expression of  $f_1$  can not be reconstructed by using (5). For  $i = 2$ , it can be verified that

$$\begin{aligned} M_2 \ltimes W_{[2,1]} \ltimes (M_{\neg} - I_2) &= \begin{bmatrix} -1 & 0 & 1 & 0 \\ 1 & 0 & -1 & 0 \end{bmatrix} \neq 0, \\ M_2 \ltimes W_{[2,2]} \ltimes (M_{\neg} - I_2) &= \begin{bmatrix} -1 & 0 & 1 & 0 \\ 1 & 0 & -1 & 0 \end{bmatrix} \neq 0. \end{aligned}$$

Then equation (4) does not hold for any  $j \in \{1, 2\}$ , and hence the logic expression of  $f_2$  also can not be reconstructed by using (5).

Now that the logical network of BN (6) can not be reconstructed by using Lemma 2, a natural question may be proposed: How to reconstruct the logical network of a BN with an arbitrary topological structure?

### 3. Problem solving

In this section, we will provide a solution method for the unsolved problem of reconstructing the logical network from the transition matrix of a BN through introducing the following two types of K-maps.

**Definition 2.** The *K-map of BN* (1) is generated by composing the K-maps of all Boolean functions  $f_r$  into a new map, in which the cell value in the square  $k$  is the decimal representation of the binary number whose  $r$ -th bit is the cell value in the square  $k$  of the K-map of  $f_r$ , where  $1 \leq r \leq n$ .

**Definition 3.** The *K-map of logical matrix* (3) is defined by a K-map with

$$d_k = 2^n - i_{2^n-k}, \quad k = 0, 1, \dots, 2^n - 1, \quad (7)$$

as the cell value in the square  $k$ .

Next, let us review the relationship between the above two K-maps.

**Lemma 3.** Let  $i_r \in \{1, 2\}$  ( $r = 1, 2, \dots, n$ ). Then

$$\delta_2^{i_1} \times \delta_2^{i_2} \times \dots \times \delta_2^{i_n} = \delta_{2^n}^{2^n - a(n)}, \quad (8)$$

where

$$a(n) = \sum_{r=1}^n (i_r \bmod 2) \times 2^{n-r}. \quad (9)$$

*Proof:* Let us use the induction on  $n$  to prove this lemma. It is easy to calculate that  $i_1 = 2 - (i_1 \bmod 2)$  for  $i_1 = 1, 2$ . Hence  $\delta_2^{i_1} = \delta_2^{2 - (i_1 \bmod 2)}$ , i.e., (8) holds for  $n = 1$ . Assume that (8) holds for  $n = k$ . Then, for  $n = k + 1$ ,

$$\delta_2^{i_1} \times \delta_2^{i_2} \times \dots \times \delta_2^{i_k} \times \delta_2^{i_{k+1}} = \delta_{2^k}^{2^k - a(k)} \times \delta_2^{i_{k+1}}$$

by the inductive hypothesis. Denote  $l = 2^k - a(k)$ . Consider which component of  $\delta_{2^k}^l \times \delta_2^{i_{k+1}}$  is 1. Since the  $l$ -th component of  $\delta_{2^k}^l$  is 1, the first  $2(l - 1)$  components of  $\delta_{2^k}^l \times \delta_2^{i_{k+1}}$  are 0s according to Definition 1. If  $i_{k+1} = 1$ , then  $(i_{k+1} \bmod 2) = 1$  and the  $2l - 1 (= 2(l - 1) + 1)$ -th component of  $\delta_{2^k}^l \times \delta_2^{i_{k+1}}$  is 1. Since

$$\begin{aligned} 2l - 1 &= 2^{k+1} - 2a(k) - 1 \\ &= 2^{k+1} - 2 \sum_{r=1}^k (i_r \bmod 2) \times 2^{k-r} - (i_{k+1} \bmod 2) \\ &= 2^{k+1} - \sum_{r=1}^{k+1} (i_r \bmod 2) \times 2^{k+1-r} \\ &= 2^{k+1} - a(k+1), \end{aligned}$$

we have

$$\delta_{2^k}^l \times \delta_2^{i_{k+1}} = \delta_{2^{k+1}}^{2^{k+1} - a(k+1)}.$$

Similarly, the above equation also holds for  $i_{k+1} = 2$ . Hence (8) holds for  $n = k + 1$ , and so it holds for all positive integers  $n$ .  $\square$

**Lemma 4.** Let  $c_k$  ( $0 \leq k \leq 2^n - 1$ ) be the number in the square  $k$  of the K-map of BN (1). Then the transition matrix of BN (1) is given by

$$L = \delta_{2^n} [2^n - c_{2^n-1}, \dots, 2^n - c_1, 2^n - c_0]. \quad (10)$$

*Proof:* For BN (1), let  $x_r(t) = \delta_2^{i_r}$ , where  $i_r \in \{1, 2\}$  and  $r = 1, 2, \dots, n$ . It follows from Lemma 3 that

$$x(t) = \times_{r=1}^n x_r(t) = \times_{r=1}^n \delta_2^{i_r} = \delta_{2^n}^{2^n - k},$$

where  $k$  is given in (9). Let  $x_r(t+1) = \delta_2^{j_r}$  ( $j_r \in \{1, 2\}$ ). It follows from Lemma 3 that

$$x(t+1) = \bowtie_{r=1}^n x_r(t+1) = \bowtie_{r=1}^n \delta_2^{j_r} = \delta_{2^n}^{2^n - c_k},$$

where

$$c_k = \sum_{r=1}^n (j_r \bmod 2) \times 2^{n-r}$$

is just the number in the square  $k$  of the K-map of BN (1). Since  $L \bowtie x(t) = L \bowtie \delta_{2^n}^{2^n - c_k}$  represents the  $(k+1)$ -th column of matrix  $L$  from the right, one obtains

$$L \bowtie x(t) = \delta_{2^n}^{2^n - c_k} = x(t+1).$$

Hence,  $L$  is the transition matrix of BN (1). □

**Theorem 1.** The K-map of a logical matrix is the K-map of the BN determined by this logical matrix.

*Proof:* Let  $L = \delta_{2^n} [i_1 \ i_2 \ \cdots \ i_{2^n}]$  be a logical matrix, and  $d_k$  be the cell value in the square  $k$  of the K-map of  $L$ . Let  $c_k$  be the cell value in the square  $k$  of the K-map of BN (2), whose transition matrix is  $L$ . By (10),

$$i_r = 2^n - c_{2^n - r}, \ r = 1, 2, \dots, 2^n.$$

Let  $k = 2^n - r$ . Then

$$c_k = 2^n - i_{2^n - k} = d_k, \ k = 0, 1, \dots, 2^n - 1.$$

This implies that the K-map of  $L$  is the K-map of BN (2). □

Owing to the theorem above, the following operation procedure is developed to convert the matrix expression back to the logic expression of BN (2).

Step 1. Plot the K-map of  $L$  by formula (7).

Step 2. Plot the K-map of  $f_r$  for each  $r \in \{1, 2, \dots, n\}$ , in which the cell value in the square  $k$  is the  $r$ -th bit of the binary representation of the decimal number  $d_k$ .

Step 3. Construct the minterm canonical form of each  $f_r$  from its K-map.

By using the method above, the unsolved problem in Example 3 can be solved.

**Example 4.** Reconstruct the logic network of the BN (6).

Step 1 Plot the K-map of  $L$ . By (7),

$$d_0 = 4 - i_4 = 4 - 4 = 0, \ d_1 = 4 - i_3 = 4 - 2 = 2,$$

$$d_2 = 4 - i_2 = 4 - 2 = 2, \ d_3 = 4 - i_1 = 4 - 1 = 3.$$

Then the K-map of BN (6) is given as follows:



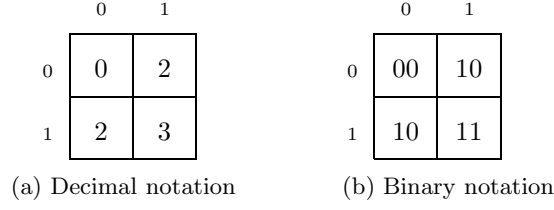


Fig. 4. K-map of BN (6)

Step 2 Plot the K-maps of  $f_1$  and  $f_2$ .

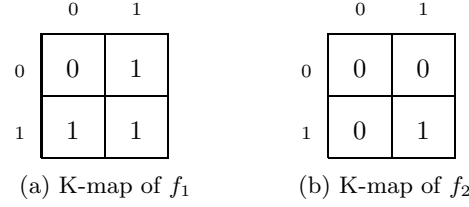


Fig. 5. K-map of Boolean functions

Step 3 The minterm canonical form of the logic expression is

$$\begin{cases} x_1(t+1) &= \sum m(1, 2, 3), \\ x_2(t+1) &= m_3. \end{cases}$$

Furthermore, the minimization form is

$$\begin{cases} x_1(t+1) &= x_1(t) + x_2(t), \\ x_2(t+1) &= x_1(t)x_2(t), \end{cases}$$

and the network is presented in Figure 1.

Let us see another example.

**Example 5.** Reconstruct the logic network of the BN

$$x(t+1) = L \ltimes x(t), \quad t = 0, 1, \dots, \quad (11)$$

where  $L = \delta_8[5, 2, 6, 2, 5, 2, 6, 4]$ .

Step 1 Plot the K-map of  $L$ . By (7),

$$\begin{aligned} d_0 &= 8 - i_8 = 8 - 4 = 4, \quad d_1 = 8 - i_7 = 8 - 6 = 2, \\ d_2 &= 8 - i_6 = 8 - 2 = 6, \quad d_3 = 8 - i_5 = 8 - 5 = 3, \\ d_4 &= 8 - i_4 = 8 - 2 = 6, \quad d_5 = 8 - i_3 = 8 - 6 = 2, \\ d_6 &= 8 - i_2 = 8 - 2 = 6, \quad d_7 = 8 - i_1 = 8 - 5 = 3. \end{aligned}$$

Then the K-map of BN (11) is given as follows:

	00	01	11	10
0	4	6	6	6
1	2	3	3	2

(a) Decimal notation

	00	01	11	10
0	100	110	110	110
1	010	011	011	010

(b) Binary notation

Fig. 6. K-map of BN (11)

Step 2 Plot the K-map of  $f_r$  for each  $r \in \{1, 2, 3\}$ .

	00	01	11	10
0	1	1	1	1
1	0	0	0	0

(a) K-map of  $f_1$

	00	01	11	10
0	0	1	1	1
1	1	1	1	1

(b) K-map of  $f_2$

	00	01	11	10
0	0	0	0	0
1	0	1	1	0

(c) K-map of  $f_3$

Fig. 7. K-maps of Boolean functions

Step 3 The minterm canonical form of the logic expression is

$$\begin{cases} x_1(t+1) &= \sum m(0, 2, 4, 6), \\ x_2(t+1) &= \sum m(1, 2, 3, 4, 5, 6, 7), \\ x_3(t+1) &= \sum m(3, 7). \end{cases}$$

Furthermore, the minimization form is

$$\begin{cases} x_1(t+1) &= \bar{x}_3(t), \\ x_2(t+1) &= x_1(t) + x_2(t) + x_3(t), \\ x_3(t+1) &= x_2(t)x_3(t), \end{cases}$$

and the network is presented in Figure 2.

#### 4. Future work

We provide a complete solution for converting the matrix expression back to the logic expression of a BN in this paper. It is known that the complexity of computation is a series problem in the method for converting the logic expression into the matrix expression provided in [4]. Does there exist a method with a lower computational complexity that can be used to solve this conversion problem? And what is the lowest computational complexity for solving such a problem? It is worth mentioning that the K-map of a BN might be useful in computing the transition matrix of a BN from its logic expression. By using the K-map of a BN, a method with the lowest computational complexity is hopeful to be developed to convert the logic expression into the matrix expression of a BN in a future paper. In addition, the conversion methods might be able to be extended to Boolean control networks. The applications of our method in studying some control problems, such as the stability, controllability and observability, of Boolean control networks deserve further research.

#### References

- [1] E. Agliari, A. Barra, C. Longo, and D. Tantari. Neural networks retrieving Boolean patterns in a sea of Gaussian ones. *Journal of Statistical Physics*, 168(5):1085–1104, 2017.
- [2] W. Chen and Y. Tao. Observabilities and reachabilities of nonlinear DEDS and coloring graphs. *Chinese Science Bulletin*, 46(8):642–644, 2001.
- [3] D. Cheng and H. Qi. Controllability and observability of Boolean control networks. *Automatica*, 45:1659–1667, 2009.
- [4] D. Cheng and H. Qi. A linear representation of dynamics of Boolean networks. *IEEE Transactions on Automatic Control*, 55(10):2251–2258, 2010.
- [5] J. Cochet-Terrasson, S. Gaubert, and J. Gunawardena. A constructive fixed point theorem for min-max functions. *Dynamics and Stability of Systems*, 14(4):407–433, 1999.
- [6] A. A. Frolov, D. Husek, I. P. Muraviev, and P. Y. Polyakov. Boolean factor analysis by attractor neural network. *IEEE Transactions on Neural Networks*, 18(3):698–707, 2007.
- [7] S. Gaubert and J. Gunawarden. The duality theorem for min-max functions. *Comptes Rendus de l’Academie des Sciences. Series I: Mathematics*, 326(1):43–48, 1998.
- [8] J. Gunawardena. Min-max functions. *Discrete Event Dynamic Systems*, 4(4):377–407, 1994.

- [9] E. Haliki and N. Kazanci. Effects of a silenced gene in Boolean network models. *Network Biology*, 7(1):10–20, 2017.
- [10] S. A. Kauffman. Metabolic stability and epigenesis in randomly constructed genetic nets. *Journal of Theoretical Biology*, 22:437–467, 1969.
- [11] L. Menini, C. Possieri, and A. Tornambe. Boolean network representation of a continuous-time system and finite-horizon optimal control: application to the single-gene regulatory system for the LAC operon. *International Journal of Control*, 90(3):535–568, 2017.
- [12] G. J. Olsder. Eigenvalues of dynamic max-min systems. *Discrete Event Dynamic Systems*, 1(2):177–207, 1991.
- [13] G. A. Polacek, D. Verma, and S. Y. Yang. Influencing message propagation in a social network using embedded Boolean networks: A demonstration using agent-based modeling. *INCOSE International Symposium*, 26(1):1509–1523, 2016.
- [14] C. H. Roth and L. L. Kinney. *Fundamentals of Logic Design*. CENGAGE Learning, 2010.
- [15] W. G. Schneeweiss. *Boolean Functions with Engineering Applications and Computer Programs*. Springer-Verlag, London, 1989.
- [16] Y. Tao and G.-P. Liu. State feedback stabilization and majorizing achievement of min-max-plus systems. *IEEE Transactions on Automatic Control*, 50(12):2027–2033, 2005.
- [17] Y. Tao, G.-P. Liu, and X. Mu. Max-plus matrix method and cycle time assignability and feedback stabilizability for min-max-plus systems. *Mathematics of Control, Signals, and Systems*, 25(2):197–229, 2013.