

# Statefinder diagnostic for modified Chaplygin gas cosmology in $f(R, T)$ gravity with particle creation

J. K. Singh<sup>1</sup>, Ritika Nagpal<sup>2</sup>, S. K. J. Pacif<sup>3</sup>

<sup>1,2</sup>*Department of Mathematics,*

*Netaji Subhas Institute of Technology,*

*Faculty of Technology, University of Delhi,*

*New Delhi 110 078, India*

<sup>3</sup>*Centre for Theoretical Physics,*

*Jamia Millia Islamia,*

*New Delhi 110 025, India*

*jainendrrakumar@rediffmail.com<sup>1</sup>, ritikanagpal.math@gmail.com<sup>2</sup>,*

*shibesh.math@gmail.com<sup>3</sup>*

September 15, 2022

**Abstract** In this paper, we have studied flat Friedmann–Lemaître–Robertson–Walker (FLRW) model with modified Chaplygin gas (MCG) having equation of state  $p_m = A\rho - \frac{B}{\rho^\gamma}$ , where  $0 \leq A \leq 1$ ,  $0 \leq \gamma \leq 1$  and  $B$  is any positive constant in  $f(R, T)$  gravity with particle creation. We have considered a simple parametrization of the Hubble parameter  $H$  in order to solve the field equations and discussed the time evolution of different cosmological parameters for some obtained models showing unique behavior of scale factor. We have also discussed the statefinder diagnostic pair  $\{r, s\}$  that characterizes the evolution of obtained models and explore their stability. The physical consequences of the models and their kinematic behaviors have also been scrutinized here in some detail.

**Keywords**  $f(R, T)$  theory, Chaplygin gas, Particle creation, Parametrization

PACS number: 98.80 cq

# 1 Introduction

The current understanding of our observed Universe reveal that we live in an expanding Universe which is some 13.8 billion years old that have been originated with a bang from a phase of very high density and temperature. Ever since this has been expanding. For a long time there are two main ideas, either the expansion is gradually slow down caused by inward pull of gravity and would ultimately come to a halt after which Universe start to contract into a big crunch, or the Cosmos would continue to expand forever. However, it was at the end of twentieth century, the discovery of accelerated expansion shocked the cosmologists which was against the standard lore of normal components of matter present in the Universe causing deceleration in the expansion. The primary evidence that the Universe is currently accelerating comes from distant supernova of Type Ia which plays a key role to determine the validity of a theoretical model. The two main explanation of the cosmic acceleration are: (i) The three quarters of the Cosmos consists of some exotic stuff termed as “Dark energy” (DE) which has mysterious nature as it exerts highly negative pressure, or (ii) There is something wrong in understanding the Einstein’s general theory of relativity (GTR). In either of the above cases we are confronted with completely new physics.

The Quantum field theory (QFT) and GTR give rise to the most viable candidate of DE, the Einstein’s cosmological constant  $\Lambda$  having the equation of state (EoS)  $p = -\rho$ . Though the model with a cosmological constant known as  $\Lambda$ CDM model, is considered to be the feasible candidate of DE, yet it has some shortcomings [1]-[6]. In recent days of research, numerous and effective candidates of DE are accessible to examine the cosmic acceleration (*i.e.*,  $\ddot{a} > 0$ ) [7]-[21] which demands that cosmic pressure  $p$  and cosmic energy density  $\rho$  must violate the strong energy condition *i.e.*,  $\rho + 3p < 0$ . One of the most prospective version of DE in accordance to remodel the matter side of the action is Chaplygin gas (CG) [22]. In order to understand the cosmic acceleration, Chaplygin gas EoS is a simple characterization among the various class of cosmological models, depends on the exotic cosmic fluids. The EoS of CG cosmological model is given by  $p = -\frac{A}{\rho}$  [23]. Some of the inspiring and remarkable attributes of CG can discuss the dark sector of the Universe with a single fluid component, leading to the unified models of DE and DM [24]-[26]. In the different eras of the Universe, CG plays a binary role: as in the early phase of the evolution of the Universe it acts like a dust matter and like a cosmological constant in the late time Universe [27]. CG exhibits an easy distorting of the standard  $\Lambda$ CDM model. One of the most prominent characteristic of CG cosmological model is that it provides a desirable phase transition from decelerated cosmic expansion to accelerated one. Some of the conceptual achievements of CG models has given in [28]. Further, CG has positive and bounded squared velocity of sound which is not obvious for its negative pressure fluids.

$$c_s^2 = \frac{\partial p}{\partial \rho} = \frac{A}{\rho^2}. \quad (1)$$

Several generalization of CG has been proposed in the literature [29]-[31] due to its inspiring features. A generalized version of CG (GCG) [32] is specified by its EoS,  $p = -\frac{A}{\rho^\gamma}$ ,  $0 \leq \gamma \leq 1$ , in which both DE and DM are just two different sides of a single exotic fluids. In accordance to have

more consistency with observational data GCG was further extended to Modified Chaplygin gas (MCG) [33]-[35]. The MCG was presented with an EoS

$$p_m = A\rho - \frac{B}{\rho^\gamma}, \quad (2)$$

where  $0 \leq A \leq 1$ ,  $0 \leq \gamma \leq 1$ , and  $B$  is any positive constant. MCG EoS consists of two parts, the first part recovers an ordinary perfect fluid with a linear barotropic EoS, and the second part connects pressure to some power of the inverse of energy density. In EoS of MCG, the case  $B = 0$  leads to standard perfect fluid while it reduces to the GCG EoS with  $A = 0$ .

It is noted that the matter creation is not a new concept in cosmology as it has a long history since its introduction by Parker and collaborators [36]. Parker assumed that the material content in the Universe may have lead its origin from the continuous creation of radiation and matter from the gravitational field of the expanding Universe acting on the quantum vacuum. This continuous matter creation does not depend on the theory of gravity. Further, the produced particles have some well defined properties as they gain mass, momentum and energy from the time-evolving gravitational background, which converts curvature into particles by a pumping mechanism, as if the gravity pumps on the curvature to produce particles. Particle creation mechanism is one of the prosperous way to describe the current accelerated expansion of the Universe that follows from the quantum field theory (QFT) when applied to non-flat environment without involving DE. The approach was first proposed by Prigogine [37]-[38] where he pointed out that material particles are produced by acclimate the energy flow from gravitational field to the field of matter by adjusting second law of thermodynamics. Additionally, the most impressive outcome of Ph.D. thesis work of Leonard Parker [39]-[40] suggested that neither massless particles like photons are created in the radiation dominated phase of the Universe nor super massive particles in the matter dominated Universe *i.e.*, no production of the particles in either of two dominant eras of the Universe. With a view to understand the production of particles, the two most general approaches are: (i) the technique of adiabatic vacuum state given by Parker and others [40]-[42], (ii) the technique provided by Grib and Mamayev of instantaneous Hamiltonian diagonalization [43]-[45]. Literature includes many interesting outcomes of particle creation scenario [46]-[54], which involves the chance of phantom Universe without introducing phantom field, feasibility of future deceleration in the Universe, existence of emergent Universe and many others.

In this paper, we have constructed some FLRW models with modified Chaplygin gas (MCG) EoS in  $f(R, T)$  gravity with particle creation. Here, we have considered the simple parametrization of the Hubble parameter  $H$  proposed in [55], to obtain some deterministic solutions to Einstein field equations (EFE). The physical behavior of energy density, matter pressure and the pressure due to particle creation are discussed for three different models. The paper is organized in seven sections as follows. Sect. 1 is of introductory nature. In sect. 2, the modification of GTR *i.e.*,  $f(R, T)$  gravity is discussed. In sect. 3, we have studied the field equations and solutions in which the energy density, matter pressure, and the pressure due to particle creation for three different models so obtained. In sect. 4, we have probed the expansion dynamics of the Universe using the statefinder diagnostic pair  $\{r, s\}$ . In sect. 5, we have discussed the stability criteria imposed on the velocity of sound  $C_s^2$ . Some distances in cosmology have been analyzed through kinematic tests in sect. 6 for all the models. Finally, the concluding remarks for the

obtained models have been discussed in sect. 7.

## 2 $f(R, T)$ gravity

The  $f(R, T)$  theory is the modification of the general theory of relativity (GTR), where  $R$  and  $T$  are scalar curvature and the trace of stress energy-momentum tensor respectively [56]. The total gravitational action in  $f(R, T)$  gravity is of the form

$$S = \frac{1}{16\pi G} \int \sqrt{-g} [f(R, T) + L_m] d^4x, \quad (3)$$

where  $L_m$  is the matter Lagrangian density and  $g$  the metric determinant. Taking the variation the action (2) into account *w.r.t.* the metric tensor components yields

$$G_{\mu\nu} + (g_{\mu\nu} \square - \nabla_\mu \nabla_\nu) = [8\pi + 2f'(T)]T_{\mu\nu} + 2[f'(T)p + \frac{1}{2}f(T)]g_{\mu\nu}, \quad (4)$$

for which it is assumed that  $f(R, T) = R + 2f(T)$ , where primes denote differentiation *w.r.t.* the argument. Now, we take  $f(T) = \lambda T$ , with  $\lambda$  a constant. This is the simplest non-trivial functional form of the function  $f(R, T)$ , which includes non-minimal matter-geometry coupling within  $f(R, T)$  formalism. Moreover, it benefits from the fact that GR is retrieved when  $\lambda = 0$ . Here, we consider perfect fluid as the matter source of the Universe and therefore, the energy-momentum tensor of matter Lagrangian can be taken as

$$T_{\mu\nu} = (\rho + p_m)u_\mu u_\nu - p_m g_{\mu\nu}, \quad (5)$$

where  $\rho$  and  $p_m$ , are the dominant energy density and matter pressure of the cosmic fluid, respectively.  $u^\mu = (0, 0, 0, 1)$  is the components of the four velocity vector in the co-moving coordinate system which satisfies the conditions  $u^\mu u_\mu = 1$  and  $u^\mu \nabla_\nu u_\mu = 0$ . We choose the perfect fluid matter as  $L_m = -p_m$  in the action (2).

## 3 Field equations and solutions

The background metric satisfying the cosmological principle considered here in the form of the flat FLRW metric

$$ds^2 = dt^2 - a^2(t) \sum_{i=1}^3 (dx_i^2). \quad (6)$$

We assume the matter content in the Universe filled with perfect fluid. In the presence of particle creation, the energy-momentum tensor of the perfect fluid (4) takes the form

$$T_{\mu\nu} = (\rho + p_m + p^c)u_\mu u_\nu - (p_m + p^c)g_{\mu\nu}, \quad (7)$$

where  $p^c$  is the pressure due to particle creation which depends on the particle production rate. The trace of the stress-energy-momentum in the influence of particle creation is

$$T = \rho - 3(p_m + p^c). \quad (8)$$

The gravitational field equations in the above background are obtained as

$$3H^2 = 8\pi\rho + f(T) + 2(\rho + p_m + p^c)f'(T), \quad (9)$$

$$2\dot{H} + 3H^2 = -8\pi(p_m + p^c) + f(T). \quad (10)$$

Equations (8), (9) and (10) yield

$$3H^2 = (8\pi + 3\lambda)\rho - \lambda p_m - \lambda p^c, \quad (11)$$

$$2\dot{H} + 3H^2 = \lambda\rho - (8\pi + 3\lambda)p_m - (8\pi + 3\lambda)p^c, \quad (12)$$

where an overhead dot indicates the derivative *w.r.t.* cosmic time  $t$ . The creation pressure  $p^c$  is a dynamic pressure depends on the particle production rate. If  $p^c$  is negative, it may compel the accelerated expansion of the universe. It has been shown that, the production of ordinary particles is much limited due to tight constraints imposed by local gravity measurements [57], and radiation has practically no impact on the late-time accelerated expansion of our universe. Therefore, it can be assumed that the produced particles are just the cold dark matter particles. A specific attention can be extended to the simpler process termed *adiabatic* particle production, which means the particles and entropy ( $S$ ) are produced in the space-time but the specific entropy  $\sigma$  *i.e.*, entropy per particle ( $\sigma = \frac{S}{N}$ ), remains constant. In this case, the creation pressure reads [58]

$$p^c = -\frac{(\rho + p_m)\Gamma}{3nH}. \quad (13)$$

In order to achieve our goal, we use the parameterization of  $\Gamma$  [46], where  $\Gamma = 3nH\eta$  is a source term that indicates the annihilation ( $\Gamma < 0$ ) and production ( $\Gamma > 0$ ) of the particles,  $n$  is the particle number density,  $H$  is the Hubble parameter (HP), and  $\eta$  is a constant,  $\eta \in [0, 1]$ . Here,  $n\eta > 0$  is denoted as a free parameter of the model characterizing the particle production process,  $n\eta = 0$  means that, there is no matter creation, otherwise there is production of particles. If  $n\eta$  is so high then the matter production rate must be so high. In all cases,  $\Gamma/3H \leq 1$ . Using  $\Gamma = 3nH\eta$  in (13), the particle creation pressure  $p^c$  takes the form

$$p^c = -(\rho + p_m)\eta. \quad (14)$$

Using equation (14) in equation (11) and (12), we obtain

$$3H^2 = [8\pi + (3 + \eta)\lambda]\rho + \lambda(\eta - 1)p_m, \quad (15)$$

$$2\dot{H} + 3H^2 = [8\pi\eta + (1 + 3\eta)\lambda]\rho + [8\pi(\eta - 1) + 3\lambda(\eta - 1)]p_m. \quad (16)$$

Now, we have two field equations containing three variables  $\rho$ ,  $p_m$ , and  $a$  in terms of  $H$  and its derivative. We need to specify the matter content in the Universe which can be classified by its pressure. In the introduction, we have briefly discussed the importance of MCG in describing the late-time acceleration of the Universe having EoS **(2)** for which the field equations (15) and (16) reduce to

$$3H^2 = [8\pi + (3 + \eta)\lambda + A(\eta - 1)\lambda]\rho - B(\eta - 1)\lambda\rho^{-\gamma}, \quad (17)$$

$$2\dot{H} + 3H^2 = [8\pi\eta + (1 + 3\eta)\lambda + 8\pi A(\eta - 1) + 3A(\eta - 1)\lambda]\rho - [8\pi(\eta - 1)B + 3(\eta - 1)\lambda B]\rho^{-\gamma}. \quad (18)$$

Eliminating  $H^2$  from equation (17) and (18), we can write the field equations in a single evolution equation as

$$\dot{H} = (\eta - 1)(1 + A)(4\pi + \lambda)\rho - (\eta - 1)(4\pi + \lambda)B\rho^{-\gamma}, \quad (19)$$

which can alternatively be written as a polynomial equation in terms of  $\rho$  given by

$$\rho^{\gamma+1} + \left[ \frac{\dot{H}}{(1 - \eta)(1 + A)(4\pi + \lambda)} \right] \rho^\gamma - \frac{B}{(1 + A)} = 0. \quad (20)$$

Equation (20) can be solved for  $\rho$  for a known scale factor  $a(t)$  by providing particular values of  $\gamma$ . In literature, one can find number of parametrization of scale factor  $a(t)$  and its higher order derivative terms *i.e.*, first order derivative - Hubble parameter  $H(t)$  and second order derivative - deceleration parameter  $q(t)$ . For a recent review on various parametrization, see [55]. The technique commonly known as the ‘model independent way’ to study dark energy models. Although the arbitrary constrain on any cosmological parameter seems to be an adhoc choice, this do not violate the background theory anyway for which the ‘model independent way’ or the ‘parametrization’ is a fiducial technique to study the models with an extra degree of freedom *i.e.*, dark energy. Clearly, the dynamical behaviors of model depend on the functional form of assumed parameter. Following the same technique one can consider some specific parametrization of scale factor or its higher order derivatives for a comparative study. In this present work, we assume the simple and convenient form of Hubble parameter considered in [55] as

$$H(t) = \frac{\beta t^{k_1}}{(t^{k_2} + \alpha)^{k_3}}, \quad (21)$$

where  $\alpha, \beta \neq 0, k_1, k_2, k_3$  are real constants.  $\alpha, \beta$  both may have the dimensions of time that can reduce to many known models under one umbrella by specifying  $k_1, k_2, k_3$ . However, we won’t consider all the models that have been discussed in [55]. Here, we consider only three models showing completely different evolution of scale factor *e.g.*, the power law model [59] (that also leads to Berman’s model of constant deceleration parameter [60]), linearly varying deceleration parameter (LVDP) model [61] and a non singular model leading to a time varying deceleration parameter [62] for a comparative study with MCG equation of state and particle creation in  $f(R, T)$  theory of gravity.

### 3.1 Model-I

For  $k_1 = -1, k_3 = 0, \forall k_2$  in equation (21), we obtain the power law model with  $H(t) = \frac{\beta}{t}$  and  $a(t) = Ct^\beta$ , where  $\beta > 0$  is dimensionless model parameter. The deceleration parameter  $q = \frac{1}{\beta} - 1$ , which is constant throughout the evolution. Equation (20) reduces to

$$\rho^{\gamma+1} + \left[ \frac{\beta}{(\eta - 1)(1 + A)(4\pi + \lambda)} \right] \frac{1}{t^2} \rho^\gamma - \frac{B}{1 + A} = 0, \quad (22)$$

which can not be solved for general  $\gamma$ . By providing some particular values of constants  $A$ ,  $B$ ,  $\lambda$ ,  $\eta$  and  $\beta$ , we show the evolution of energy density  $\rho$  for different values of  $\gamma$  which gives different evolution as can be seen from equation (2). Similarly, the evolution of pressure is shown in the plot below corresponding to the functional forms of  $\rho$ .

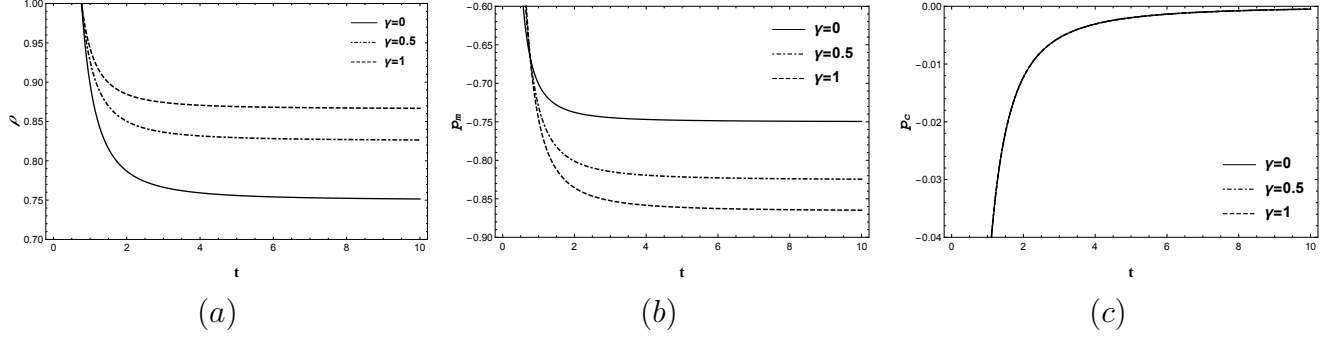


Figure 1: The plots of  $\rho$ ,  $p_m$  and  $p_c$  Vs. time  $t$  for the Model-I with  $A = \frac{1}{3}$ ,  $B = 1$ ,  $\lambda = 1$ ,  $\eta = 0.25$  and  $\beta = 2$  for the particular values of  $\gamma = 0, 0.5, 1$ .

From Fig. 1a, we can observe that the energy density  $\rho$  is very very high ( $\rightarrow \infty$ ) initially for all the three cases of  $\gamma = 0, 0.5, 1$ . As the time unfolds, the energy density falls rapidly and attain a constant value in the late time Universe. In Fig. 1b, we see that the matter pressure decreases as time increases and remains negative which represents the accelerated cosmic expansion for all the three different values of  $\gamma$ . Fig. 1c depicts that the particle creation pressure  $p_c$  is initially negative, overlying in all the three different values of  $\gamma$  and tends to zero in the late-time. Here, we observe that the universe is accelerated expanding since  $p^c$  is always negative, and the rate of particle production are initially high and later decreases to almost negligible corresponding to constant  $\rho$ .

### 3.2 Model-II

For  $k_1 = -1$ ,  $k_2 = 1$ ,  $k_3 = 1$  in equation (21), we have  $H(t) = \frac{\beta}{t(t+\alpha)}$  and  $a(t) = C \left( \frac{t}{t+\alpha} \right)^{\frac{\beta}{\alpha}}$ , where  $\alpha, \beta < 0$  are model parameters, both have dimensions of time. The deceleration parameter  $q(t) = -1 + \frac{\alpha}{\beta} + \frac{2}{\beta}t$  vary linearly and shows phase transition from deceleration to acceleration in the near past. Equation (20) takes the form here as

$$\rho^{\gamma+1} + \left[ \frac{\beta}{(\eta-1)(1+A)(4\pi+\lambda)} \right] \frac{2t+\alpha}{t(t+\alpha)^2} \rho^\gamma - \frac{B}{1+A} = 0. \quad (23)$$

For some particular  $\gamma$ , equation (23) can be solved by providing suitable values to  $A$ ,  $B$ ,  $\lambda$ ,  $\eta$ ,  $\alpha$  and  $\beta$ . The evolution of energy density  $\rho$  and pressures are shown in the following figures. In Fig. 2a, the plot of energy density  $\rho$  starts with a very large value and after a short

period of time it decreases promptly, remains constant for some time in the Universe, follows

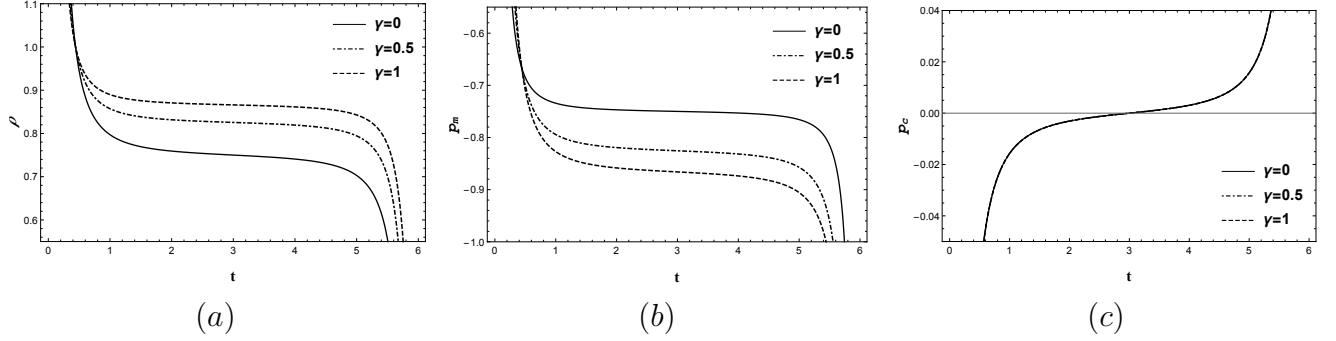


Figure 2: The plots of  $\rho$ ,  $p_m$  and  $p_c$  Vs. time  $t$  for the Model-II with  $A = \frac{1}{3}$ ,  $B = 1$ ,  $\lambda = 1$ ,  $\eta = 0.25$  and  $\alpha = -6$  &  $\beta = -4$  for the particular values of  $\gamma = 0, 0.5, 1$ .

an immediate fall and subsequently diverges towards negative in future representing a future singularity at time  $t = \alpha$ . Fig. 2b depicts that the matter pressure  $p_m$  recedes initially and gradually decreases with slow rate then after some time falls down rapidly and remains negative throughout the evolution of the Universe in all the three cases. In Fig. 2c, we observe that the particle creation pressure  $p_c$  overlap for all the three different values of  $\gamma$ , initially negative and increases with time, tends to zero then expands with increasing rate and remains positive in the late time Universe. Here, we observe that the universe is accelerated expanding and the rate of particle production are initially high and later decreases to almost negligible, and again increases to attain high rate of particle production at  $t = 6$ .

### 3.3 Model-III

For  $k_1 = 1$ ,  $k_2 = 2$ ,  $k_3 = 1$  in equation (21), we obtain the non-singular bouncing model with  $H(t) = \frac{\beta t}{t^2 + \alpha}$  and  $a(t) = C(t^2 + \alpha)^{\frac{\beta}{2}}$ , where  $\alpha, \beta > 0$  are model parameters.  $\alpha$  has the dimension of square of time and  $\beta$  is dimensionless. The deceleration parameter in this case comes out to be  $q(t) = -1 + \frac{1}{\beta} - \frac{\alpha}{\beta t^2}$ . We have from equation (20),

$$\rho^{\gamma+1} + \left[ \frac{\beta}{(1-\eta)(1+A)(4\pi+\lambda)} \right] \frac{\alpha - t^2}{(t^2 + \alpha)^2} \rho^\gamma - \frac{B}{1+A} = 0. \quad (24)$$

The evolution of energy density  $\rho$  and pressures are shown in the following figures for different values of  $\gamma$  and suitable choice of  $A$ ,  $B$ ,  $\lambda$ ,  $\eta$ ,  $\alpha$  and  $\beta$ .

Fig. 3a illustrate that the energy density  $\rho$  initiates with a finite value, increases promptly for a short period of time, attains its maximum then goes down and gradually decreases with slow rate and remains finite forever. In Fig. 3b, we see the matter pressure  $p_m$  begins with a finite negative value, increases in a small interval of time but remains negative then drops again and start decreasing and eventually remains negative forever. Fig. 3c depicts that initially there is no matter creation, as time evolves particles get created and pressure  $p_c$  starts decreasing promptly in a short span of time, then it raised up, expands as time derive, remains negative then tends to zero as  $t \rightarrow \infty$ . Here in this model, we observe that the universe is accelerated



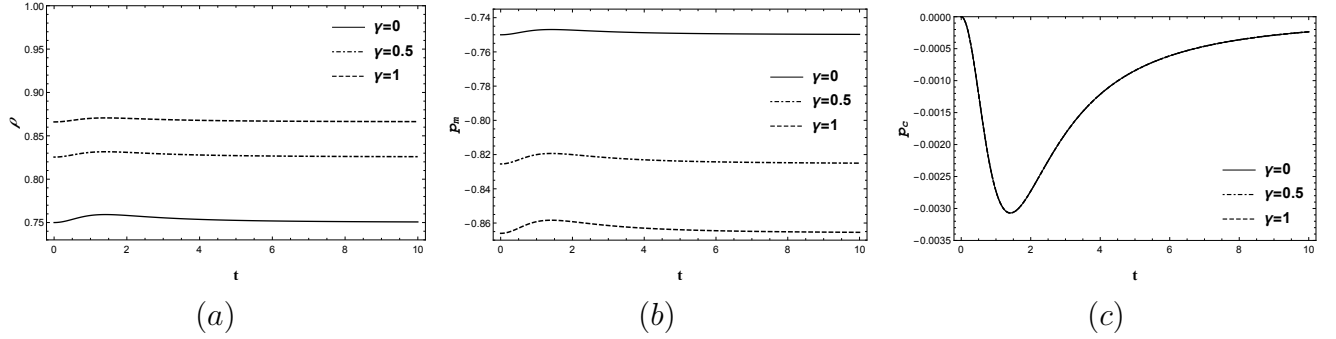


Figure 3: The plots of  $\rho$ ,  $p_m$  and  $p_c$  Vs. time  $t$  for the Model-III with  $A = \frac{1}{3}$ ,  $B = 1$ ,  $\lambda = 1$ ,  $\eta = 0.25$  and  $\alpha = 2$  &  $\beta = \frac{1}{2}$  for the particular values of  $\gamma = 0, 0.5, 1$ .

expanding since  $p^c$  is negative. The rate of particle production are initially negligible, and again increases to attain high rate of particle production, and then gradually decreases at late time.

## 4 Statefinder diagnostics

In order to describe various dark energy models a method have been developed in [63]-[64] known as statefinder diagnostic. The statefinder diagnostic pair  $\{r, s\}$  is a geometrical parameter that probe the expansion dynamics of the Universe through the higher derivatives of the scale factor  $a$  *i.e.*, Hubble parameter  $H$  and the deceleration parameter  $q$ , and is defined by

$$r = \frac{\ddot{a}}{aH^3}, \quad s = \frac{r - 1}{3(q - \frac{1}{2})}, \quad (25)$$

where  $q \neq \frac{1}{2}$ . For different dark energy models, the trajectories in the  $s - r$  plane show diverge behavior. For example, in a spatially flat FRW Universe, the  $\Lambda$ CDM model is identified as a fixed point  $\{0, 1\}$  in the  $\{s, r\}$  diagram while the standard  $SCDM$  model corresponds to a fixed point  $\{1, 1\}$  in the  $\{s, r\}$  diagram. This analysis can successfully differentiate quintessence, Chaplygin gas, braneworld dark energy models and some other interacting dark energy models. For some particular model, the position of the fixed point  $\{s, r\}$  can be calculated and located in the diagram.

Here, we have obtained three different dark energy models that shows quite different evolution. We apply the statefinder diagnostic technique to calculate the diverging or converging behavior of our obtained dark energy models with respect to the  $SCDM$  or  $\Lambda$ CDM model. The  $r, s$  parameters for our models-I are obtained as

$$r = 1 - \frac{3}{\beta} + \frac{2}{\beta^2}, \quad s = \frac{2}{3\beta}. \quad (26)$$

Similarly, for model-II and model-III, the  $\{r, s\}$  pair are obtained as

$$\begin{aligned} r &= 1 + \left(-\frac{3\alpha}{\beta} + \frac{2\alpha^2}{\beta^2}\right) + \left(-\frac{6}{\beta} + \frac{6\alpha}{\beta^2}\right)t + \frac{6}{\beta^2}t^2, \\ s &= \frac{2\alpha - \beta}{4\beta} + \frac{1}{\beta}t + \frac{4\alpha^2 - 9\beta^2}{12\beta(2\alpha - 3\beta + 4t)}, \end{aligned} \quad (27)$$

and

$$\begin{aligned} r &= \frac{(3\alpha + (\beta - 1)t^2)(\beta - 2)}{t^2\beta^2}, \\ s &= \frac{-6\alpha(\beta - 2) + (6\beta - 4)t^2}{6\alpha\beta + 3\beta(3\beta - 2)t^2}, \end{aligned} \quad (28)$$

respectively. We can see, in the power law model (model-I)  $q, r, s$  are constants and has only one model parameter  $\beta$ . For different values of  $\beta$ , we have different expansion factors and can be analyzed in the following Table 1.

Table 1.

$\beta$	$a(t)$	$H(t)$	$q$	$r$	$s$	
2	$ct^2$	$\frac{2}{t}$	-0.5	0	0.33	
$\frac{3}{2}$	$ct^{\frac{3}{2}}$	$\frac{3}{2t}$	-0.33	-0.11	0.44	
$\frac{2}{3}$	$ct^{\frac{2}{3}}$	$\frac{2}{3t}$	0.5	1	1	<i>SCDM</i>
$\infty$	$ct$	0	-1	1	0	<i><math>\Lambda</math>CDM</i>

In the model-II and the model-III, the parameters  $q, r, s$  are time varying and contains two model parameters  $\alpha$  and  $\beta$ . To have a better understanding of our model behavior, we plot the trajectories of the models in  $s - r$  and  $q - r$  planes.

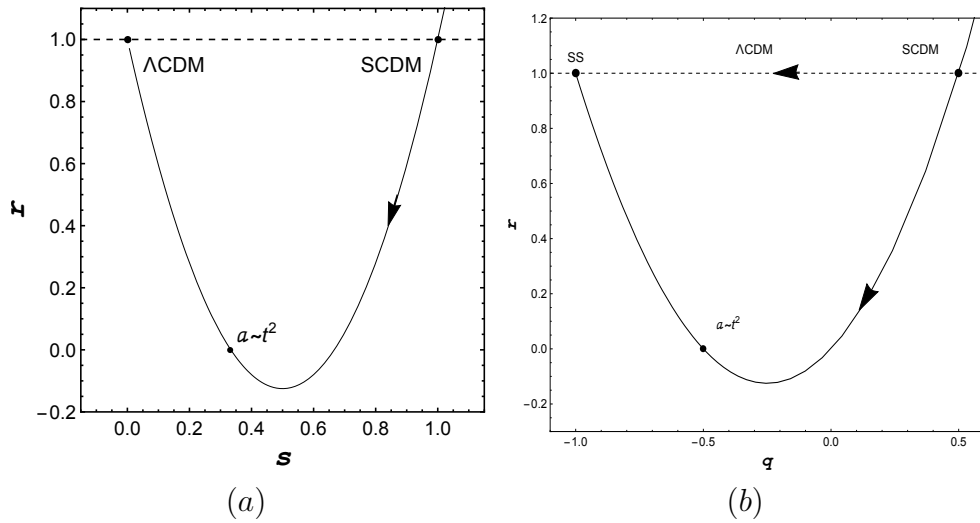


Figure 4: The  $s - r$  and  $q - r$  diagrams in Model-I.

The left panel in Fig. 4 depicts the evolution of trajectory for different  $\beta$  in  $s - r$  plane. Initially the trajectory evolves and converges to the fixed point *SCDM* ( $s = 1, r = 1$ ). The

value of both ‘ $r$ ’ and ‘ $s$ ’ start decline and attains their minimum value, after that both ‘ $r$ ’ and ‘ $s$ ’ increases towards the fixed point  $\Lambda$ CDM ( $s = 0, r = 1$ ). The horizontal line in the above diagram shows the progression of model from the  $SCDM$  to  $\Lambda$ CDM for increasing values of  $\beta$ . The right panel in Fig. 4 shows the evolution of trajectory in the  $q - r$  plane. The trajectory in the  $q - r$  plane behaves alike as in the  $s - r$  plane but here in the  $q - r$  plane, we can observe that the model converges to the steady state model ( $SS$ ) ( $q = -1, r = 1$ ) and transform from the fixed point  $SCDM$  ( $q = \frac{1}{2}, r = 1$ ) to  $\Lambda$ CDM and end up with the fixed point  $SS$  with increasing values of  $\beta$ . A particular model for  $\beta = 2$  i.e.,  $a \sim t^2$  is shown in the figures.

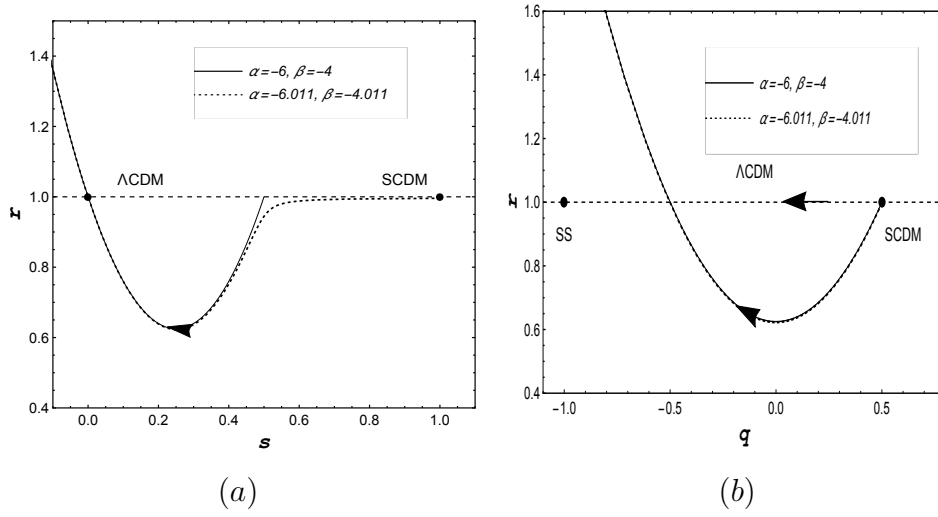


Figure 5: The  $s - r$  and  $q - r$  diagrams in Model-II.

For model-II, the trajectories in the  $s - r$  and  $q - r$  planes are shown in Fig. 5. The left panel in Fig. 5 displays the evolution of trajectory with time in the  $s - r$  diagram. The statefinder ( $s - r$ ) is shown for two different values of model parameters  $\alpha$  and  $\beta$ . The solid black trajectory does not begins with  $SCDM$ , evolves with time and touches the  $\Lambda$ CDM. A slightly change in the value of model parameters gives rise to a new trajectory (dashed line) which starts with  $SCDM$ , advanced with time and eventually coincident with the other curve and ultimately converges to  $\Lambda$ CDM. The right panel in Fig. 5 depicts the trajectories in  $q - r$  plane for two different values of model parameters  $\alpha, \beta$  which evolves with time. Both the trajectory initially start with the  $SCDM$  but never touches to the  $SS$  model.

Finally, for model-III, the trajectories in the  $s - r$  and  $q - r$  planes are shown in Fig. 6. The left panel in Fig. 6 in the above figure displays the evolution of trajectory with time in the  $s - r$  diagram. The statefinder ( $s - r$ ) is shown for two different values of model parameters  $\alpha$  and  $\beta$ . The solid black trajectory does not begins with  $SCDM$ , evolves with time and touches the  $\Lambda$ CDM. A change in the value of model parameters  $\beta$  from 0.5 to 3 gives rise to a new trajectory (black dashed) which also deviates from  $SCDM$  and intersect the point  $\Lambda$ CDM, plane for two different values of model parameters  $\alpha, \beta$  which evolves with time. Both the trajectory deviates from  $SCDM$  and  $SS$  model.

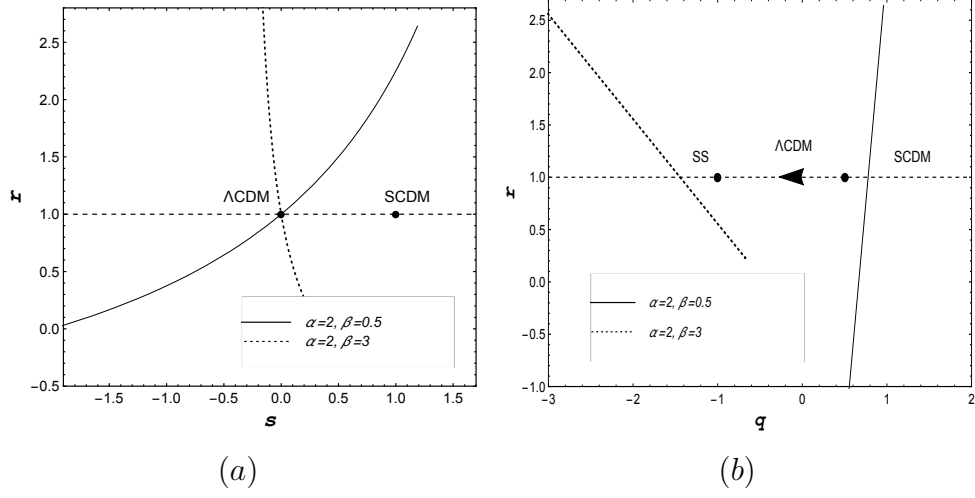


Figure 6: *The  $s - r$  and  $q - r$  diagrams in Model-III.*

## 5 Velocity of Sound and stability of model

As we know, the stability of linear perturbations is a critical test for the viability of any cosmological model which is beyond our scope here. However, a stringent constraint comes from imposing the Velocity of sound ( $C_s^2$ ) to be sufficiently smaller than 1 to avoid unwanted oscillations in the matter power spectrum. We plot  $C_s^2$  for our obtained models with suitable choice of the parameters involved and are shown in the following figure: Fig. 7 depicts the

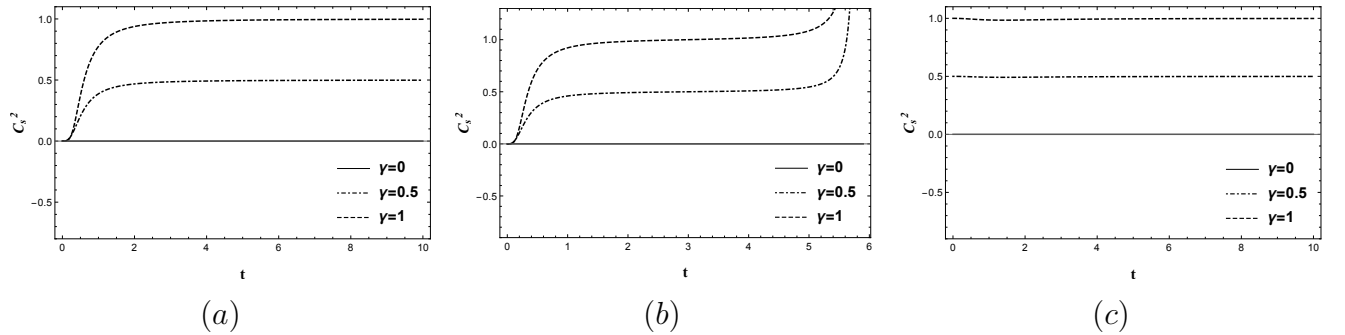


Figure 7: *The plots of velocity of sound  $C_s^2$  Vs. time  $t$  in Model-I, II and III respectively for  $A = \frac{1}{3}$ ,  $B = 1$  and  $\eta = 0.25$  for some selected value of  $\gamma$ .*

stability of our obtained models for the restricted values of the model parameters  $\alpha$  and  $\beta$  and the chosen particular values of other constants.

## 6 Some kinematic behavior

### 6.1 Lookback time

The lookback time  $t_L$  to an object is the time elapsed between the detection of light today ( $z = 0$ ) and at the time of emission of photons at a particular redshift  $z$ .

$$t_L = t_0 - t(z) = \int_a^{a_0} \frac{dt}{\dot{a}}, \quad (29)$$

where  $a_0$  indicates the value of scale factor  $a(t)$  at present time  $t_0$ , and by the relationship between the scale factor and redshift  $z$

$$a_0 = a(t)(1 + z), \quad (30)$$

Here, for Model-I, II and III, the  $t - z$  relation takes the form

$$t(z) = \beta H_0^{-1} (1 + z)^{-\frac{1}{\beta}}, \quad (31)$$

$$t(z) = \frac{\alpha}{(1 + z)^{\frac{\alpha}{\beta}} \left(1 + \frac{\alpha(\alpha+1)H_0}{\beta}\right) - 1}, \quad (32)$$

$$t(z) = \frac{\beta H_0^{-1}}{1 + \alpha} \left[ (1 + z)^{-\frac{2}{\beta}} (1 + \alpha) - \alpha \right]^{\frac{1}{2}}, \quad (33)$$

where  $H_0$  is the present day Hubble parameter of the Universe,  $\alpha$  and  $\beta$  are the model parameters.

### 6.2 Proper distance

The proper distance between two events is the distance between them in the frame of reference in which they occur at exactly same time and measured by a ruler at the time of observation. Proper distance is defined as  $d(z) = a_0 r$ , where  $r = r(z)$  is the radial distance of the object, which is given by

$$r(z) = \int_t^{t_0} \frac{dt}{a(t)}, \quad (34)$$

For the above discussed Model I, II, III, the proper distance  $d(z)$  are given respectively:

$$d(z) = \frac{H_0^{-1}}{(\frac{1}{\beta} - 1)} [1 - (1 + z)^{-(\frac{1}{\beta} - 1)}], \quad (35)$$

$$d(z) = a_0 \left[ \frac{\alpha t}{c(\alpha - \beta)} \left(\frac{t}{\alpha}\right)^{-\frac{\beta}{\alpha}} \times \text{Hypergeometric } 2F1 \left[ -\frac{\beta}{\alpha}, 1 - \frac{\beta}{\alpha}, 2 - \frac{\beta}{\alpha}, -\frac{t}{\alpha} \right]_t^{t_0} \right], \quad (36)$$

$$d(z) = a_0 \left[ \left( \frac{t(t^2 + \alpha)^{1 - \frac{\beta}{2}}}{c\alpha} \right) \times \text{Hypergeometric } 2F1 \left[ 1, \frac{3 - \beta}{2}, \frac{3}{2}, -\frac{t^2}{\alpha} \right]_t^{t_0} \right]. \quad (37)$$

Here, in order to make the plots, we have considered the series of the above mentioned Hypergeometric functions upto third order term.

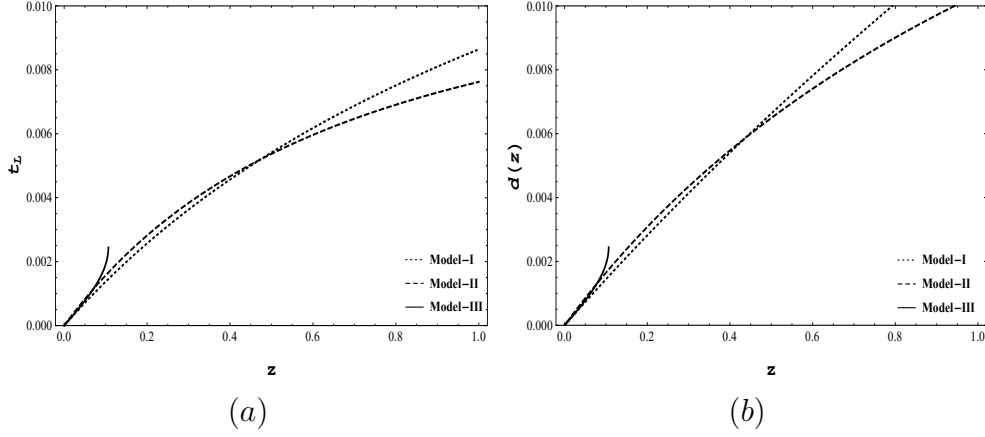


Figure 8: The plots of look back time  $t_L$  and proper distance  $d(z)$  Vs. redshift  $z$  for the Model-I, II, III.

### 6.3 Luminosity distance

Luminosity distance  $d_l$  of a source with redshift  $z$  is defined by the relation

$$d_l^2 = \frac{l}{4\pi L}, \quad (38)$$

where  $L$  is the flux measured and  $l$  is the luminosity of the object. From equation (34) the luminosity distance is given by

$$d_l = (1+z)d(z). \quad (39)$$

### 6.4 Angular diameter distance

The angular diameter distance is defined by

$$d_A = \frac{l_1}{\theta}, \quad (40)$$

where  $l_1$  is a physical size and  $\theta$  is the angular size of an object, and the angular diameter distance  $d_A$  of an object in terms of redshift  $z$  is

$$d_A = \frac{d(z)}{1+z} = \frac{d_l}{(1+z)^2}. \quad (41)$$

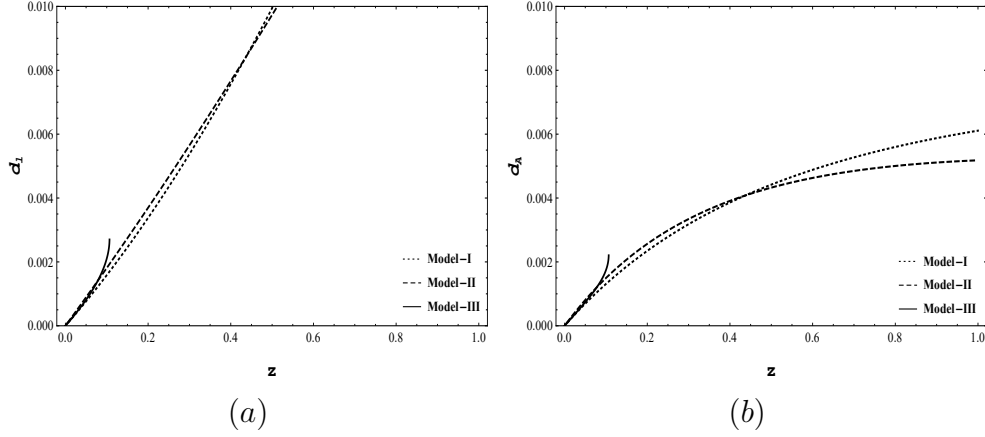


Figure 9: The plots of luminosity distance  $d_l$  and angular diameter distance  $d_A$  Vs. redshift  $z$  for the Model-I, II, III.

## 6.5 Deceleration parameter and phase transition

The deceleration parameter for model-I is constant throughout the evolution. For model-I,  $q < 0$  for  $\beta > 1$  and  $q > 0$  for  $\beta < 1$ . Deceleration parameter for model-II and model-III is time varying and can be rewritten in terms of redshift  $z$  using  $t - z$  relationship (32) and (33) as  $q(z) = -1 + \frac{\alpha}{\beta} + \frac{2}{\beta} \frac{\alpha}{-1+(1+\alpha)(1+z)^{\frac{\alpha}{\beta}}}$  for model-II and  $q(z) = -1 + \frac{1}{\beta} - \frac{\alpha}{\beta} \frac{1}{-\alpha+(1+\alpha)(1+z)^{-\frac{2}{\beta}}}$  for model-III and can be analyzed in the following Table 2.

Table 2.

redshift	DP	Value of DP, model-II	Value of DP, model-III
$z = \infty$	$q_i$	$-1 + \frac{\alpha}{\beta}$	$-1 + \frac{2}{\beta}$
$z = 0$	$q_0$	$-1 + \frac{2+\alpha}{\beta}$	$-1 + \frac{1-\alpha}{\beta}$
$z = -1$	$q_f$	$-1 - \frac{\alpha}{\beta}$	$-1 + \frac{1}{\beta}$

Here  $q_i$  is the initial value of DP at the time of big bang,  $q_0$  being the present value of the DP and  $q_f$  is the value of DP in the infinite future. The model parameters  $\alpha$  and  $\beta$  are to be chosen carefully so that we can have  $q_0 < 0$  explaining the observation along with the positivity condition of the energy density  $\rho$ . For the appropriate values of  $\alpha$  and  $\beta$ , model-II can exhibit a phase transition from deceleration to acceleration while model-III will show acceleration to deceleration phase transition or eternal acceleration. One can also constrain the values of  $\alpha$  and  $\beta$  through any observational data which will be defer to our future investigation. As the present observation strongly reveals a phase transition from deceleration to acceleration in the near past and our obtained model-II fits well in this context, we can plot a graph (see Fig. 10) showing the phase transition redshift ( $z_{tr}$ ) and the present value of deceleration parameter ( $q_0$ ).

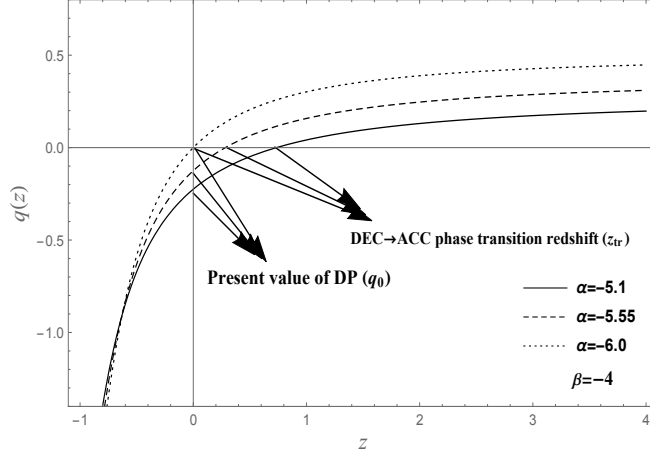


Figure 10: The plot shows the deceleration to acceleration phase transition redshift ( $z_{tr}$ ) and the present value of deceleration parameter ( $q_0$ ) for model-II for fixed  $\beta = -4.0$  and different  $\alpha = -5.1, -5.55, -6.0$ .

## 7 Discussion and Conclusion

In this paper, we explored the FLRW model with modified Chaplygin gas (MCG) in  $f(R, T)$  gravity with particle creation. The deterministic solutions to Einstein field equations are obtained here by considering a simple parametrization of the Hubble parameter  $H$  leading to diverge behavior of scale factor. We have examine the physical behavior of energy density, matter pressure, and the pressure due to particle creation for the obtained models.

- In case of Model-I, the Universe exhibits an initial singularity of the point-type at  $t = 0$ . The model is well behaved in the range  $0 < t < \infty$  for the three cases of  $\gamma = 0, 0.5$  and  $1$ . It has been observed that the Universe starts with infinite dominant energy density  $\rho$  at the initial singularity  $t = 0$ , and monotonically decreases to attain a finite value at the late time. The matter pressure  $p_m$  decreases and creation pressure  $p^c$  increases as time increases and remains negative. Thus, the model shows accelerating expansion of the Universe for  $\beta > 1$  and the rate of particle production are high initially which gradually and stop at late times. The spatial volume increases exponentially with time which indicates that the Universe starts its expansion with zero volume and attains an infinite volume at late time.
- In case of Model-II, the Universe exhibits point type initial singularity  $t = 0$  and a future singularity of point-type at  $t = \alpha$ . The model is well behaved in the range  $0 < t < \alpha$  for the three cases of  $\gamma = 0, 0.5$  and  $1$ . It has been observed that the Universe starts with infinite dominant energy density  $\rho$ . As the time increases, the energy density decreases and diverges towards negative in future representing a future finite time singularity at  $t = \alpha$ . The matter pressure  $p_m$  decreases and after some time it falls down rapidly and remains negative throughout the evolution of the Universe. Here, we observe that the Universe is expanding with acceleration at late times and the rate of particle production



are initially high and later decreases to almost negligible, and again increases to attain high rate of particle production. The spatial volume increases with time which indicates that the Universe starts its expansion with zero volume and attains a finite volume at late time.

- In case of Model-III, the Universe is bouncing in nature and is free from initial singularity. It has been observed that the Universe starts with finite energy density which increases rapidly to its maximum value then gradually decreases to its smaller finite value. The matter pressure  $p_m$  begins with a finite negative value remains negative forever. Here, this model starts with a finite acceleration and the rate of acceleration decreases with time. The rate of particle production are initially negligible, and again increases to attain high rate of particle production, and then gradually decreases at late time. The Universe starts its expansion with finite volume at  $t = 0$  and attains an infinite volume at late time. The model starts with infinite acceleration and decreases with time. The deceleration parameter takes finite positive value at late time. Here, the choice of the parameter  $\beta$  is to be taken care for the positivity condition of energy density  $\rho$  and explaining the present Universe.
- We have discussed the diverging behavior of different dark energy models-I, II and III using statefinder pair  $\{r, s\}$ . The model-I is a power law model in which  $q, r, s$  are constants and depends on model parameter  $\beta$  only. The model describes  $\Lambda$ CDM and  $SCDM$  when  $\beta \rightarrow \infty$  and  $\beta = \frac{2}{3}$  respectively. Thus, the model-I describes for accelerating Universe when  $\beta > 1$  and we have different expansion factors for different values of  $\beta$  (see Table-1).
- In the model-II, the parameters  $q, r, s$  are time varying and contains two model parameters  $\alpha$  and  $\beta$ . To analyze behaviors of our model better, we plot the trajectories of the models in  $s-r$  and  $q-r$  planes. Fig. 5a and Fig. 5b depict the evolution of trajectories with time in  $s-r$  plane and  $q-r$  plane respectively. Fig. 4a depicts the model converges from a fixed point  $SCDM$  ( $s = 1, r = 1$ ) to a fixed point  $\Lambda$ CDM ( $s = 0, r = 1$ ). Fig. 4b depicts the model converges to the steady state model (SS) ( $q = -1, r = 1$ ) and transform from the fixed point  $SCDM$  ( $q = \frac{1}{2}, r = 1$ ) to  $\Lambda$ CDM and end up with the fixed point  $SS$ .
- In the model-III, Fig. 6a displays the evolution of trajectory with time in the  $s-r$  diagram. The statefinder ( $s-r$ ) is shown for two different values of model parameters  $\alpha$  and  $\beta$ . The solid black trajectory does not begins with  $SCDM$  but passes through  $\Lambda$ CDM. The dashed line trajectory starts with  $SCDM$  converges to  $\Lambda$ CDM. Fig. 6b depicts that both trajectories evolve with the  $SCDM$  but never touches to the  $SS$  model. Fig. 6a depicts that both trajectories do not start with  $SCDM$  but both converge to  $\Lambda$ CDM in  $s-r$  plane. Fig. 6(b) depicts that neither both trajectories start with  $SCDM$  nor both converge to  $SS$ .
- In Section 5, the stability condition  $0 \leq C_s^2 \leq 1$  of the all the models-I, II, III for the three cases of  $\gamma = 0, 0.5$  and  $1$  has been examined. The plots of Fig. 7a and Fig. 7c represent the model-I and III are perfectly stable for all  $t$  but model-II is unstable due to Big-Rip singularity at  $t = \alpha$ . Thus, we conclude that models-I and III of the Universe completely stable and model-II is conditionally stable in  $f(R, T)$  gravity with particle creation.

- In Section 6, we have studied the lookback time, proper distance, luminosity distance, angular diameter distance for our obtained models-I, II, III through the plots in Fig. 8, 9. We can see, the model-III behaves well in very small redshifts ( $z < 0.2$ ) while model-I and model-II show better behavior for higher redshifts also ( $z \gg 1$ ).
- In subsection 6.5, we have discussed the phases of evolution of deceleration parameter. The DP is constant throughout the evolution for model-I while it is time varying for model-II and model-III. The model-III can exhibit phase transition from acceleration to deceleration or eternal acceleration while model-II can have deceleration to acceleration phase transition explaining the current observation. We can see, for ( $\alpha = -6$ ,  $\beta = -4$ ), the phase transition occurs at  $z_{tr} = 0$  and  $q_0 = 0$  and the phase transition can be prepond by increasing  $\alpha$  only i.e. for ( $\alpha = -5.55$ ,  $\beta = -4$ ), we have  $z_{tr} = 0.29$  &  $q_0 = -0.14$  and for ( $\alpha = -5.1$ ,  $\beta = -4$ ), we have  $z_{tr} = 0.72$  &  $q_0 = -0.23$ .

**Acknowledgements** The authors express their thanks to CTP, Jamia Millia Islamia, New Delhi, India where a part of this work have been done and also thankful to Prof. M. Sami for a fruitful discussion to improve the paper. Author SKJP wishes to thank NBHM (DAE) for financial support through the post doctoral research fellowship.

## References

- [1] P. J. E. Peebles *et al.*, Rev. Mod. Phys. **432** 559 (2003)
- [2] V. Sahni *et al.*, Int. J. Modern Phy. D **9**, 373 (2000)
- [3] T. Padmanabhan, Phy. Rep. **380**, 235 (2003)
- [4] S. Weinberg, Rev. Mod. Phys. **61**, 1 (1989)
- [5] S. Perlmutter *et al.* Ap. J. **517**, 565 (1999)
- [6] A. Sen, J. High Energy Phys. **0207** 065 (2002)
- [7] B. Ratra and P. J. E. Peebles, Phys. Rev. D **37**, 3406 (1988)
- [8] R. R. Caldwell, R. Dave and P. J. Steinhardt, Phys. Rev. Lett. **80**, 1582 (1998)
- [9] V. Sahni, M. Sami and T. Souradeep, Phys. Rev. D, **65** 023518 (2002)
- [10] M. Sami and T. Padmanabhan, Phys. Rev. D **67** 083509 (2003)
- [11] Armendariz-Picon, T. Damour and V. Mukhanov, Phys. Lett. B **458**, 209 (1999)
- [12] T. Chiba, T. Okabe and M. Yamaguchi, Phys. Rev. D **62**, 023511 (2000)
- [13] L. A. Boyle, R. R. Caldwell and M. Kamionkowski, Phys. Lett. B **545**, 17 (2002)

- [14] A. Sen, Tachyon matter, J. High Energy Phys. **0207**, 065 (2002)
- [15] T. Padmanabhan, Phys. Rev. D, **66**, 021301 (2002)
- [16] B. Feng, X. L. Wang and X. M. Zhang, Phys. Lett. B **607**, 35 (2005)
- [17] Z. K. Guo, Y. S. Piao, Y. Z. Zhang and X. M. Zhang, Phys. Lett. B **608**, 177 (2005)
- [18] M. R. Setare, J. Sadeghi and A. R. Amani, Phys. Lett. B **660**, 299 (2008)
- [19] M. R. Setare and E. N. Saridakis, Int. J. Mod. Phys. D **18**, 549 (2009)
- [20] J. Khoury and A. Weltman, Phys. Rev. Lett. **93**, 171104 (2004)
- [21] J. Khoury and A. Weltman, Phys. Rev. D **69**, 044026 (2004)
- [22] S. Hannestad, Int. J. Mod. Phys. A **21**, 1938 (2006)
- [23] S. Chaplygin, Sci. Mem. Moscow Univ. Math. Phys. **21**, 1 (1904)
- [24] A. Y. Kamenshchik, U. Moschella and V. Pasquier, Phys. Lett. B **511**, 265 (2001)
- [25] J. C. Fabris, S. V. B. Gonçalves and P. E. de Souza, Gen. Rel. Grav. **34**, 53 (2002)
- [26] M. C. Bento, O. Bertolami and A. A. Sen, Phys. Rev. D **66**, 043507 (2002)
- [27] N. Bilic, G. B. Tupper and R. D. Viollier, Phys. Lett. B **535**, 17 (2002)
- [28] V. Gorini, A. Yu. Kamenshchik and U. Moschella, Phys. Rev. D **67**, 063509 (2003)
- [29] A. Dev, J. S. Alcaniz and D. Jain, Phys. Rev., D **67**, 023515 (2003)
- [30] A. A. Sen and R. J. Scherrer, Phys. Rev., D **72**, 063511 (2005)
- [31] U. Debnath, Chin. Phys. Lett. **28**, 119801 (2011)
- [32] U. Alam *et al.*, Mon. Not. R. Astron. Soc. **344**, 1057 (2003)
- [33] H. B. Benaoum, <http://arxiv.org/abs/hep-th/0205140> (2002)
- [34] J. K. Singh and Sarita Rani, Appl. Math. and Comp., **259**, 187 (2015)
- [35] J. K. Singh, N. K. Sharma and A. Beesham, Appl. Math. and Comp., **270**, 567 (2015)
- [36] L. Parker, Fund. Cosm. Phys. **7**, 201 (1982); L. Parker, Phys. Rev. Lett., **21**, 562 (1968); S.A. Fulling, L. Parker, and B.L. Hu, Phys. Rev. D, **10**, 3905 (1974); L. Parker, Phys. Rev. D **17**, 933 (1978); N.J. Paspalamatiou, and L. Parker, Phys. Rev. D **19**, 2283 (1979)
- [37] I. Prigogine, J. Gehehiau, E. Gunzig and P. Nardone, Proc. Nat. Acad. Sci. **85**, 7428 (1988)
- [38] I. Prigogine, J. Gehehiau, E. Gunzig and P. Nardone, Gen. Relativ. Grav. **21**, 767 (1989)

- [39] L. Parker, The creation of particles in an expanding universe, Ph.D. thesis, Harvard University, Cambridge, Massachusetts (1966)
- [40] L. Parker, Phys. Rev. **183**, 1057 (1969); Phys. Rev. D **3**, 346 (1971); Phys. Rev. Lett. **28**, 705 (1972); Phys. Rev. D **7**, 976 (1973); J. Phys. A: Math. Theor. **45**, 374023 (2012)
- [41] N. D. Birrell and P. C. W. Davies, Quantum Fields in Curved Space, Cambridge University Press, Cambridge (1982)
- [42] S. A. Fulling, Aspects of Quantum Field Theory in Curved Spacetime, Cambridge University Press, Cambridge (1989)
- [43] Yu. V. Pavlov, Grav. Cosmol. **14**, 314 (2008).
- [44] A. A. Grib and S. G. Mamayev, Yad. Fiz. **10**, 1276 (1969)[English transl.: Sov. J. Nucl. Phys. **10**, 722 (1970)]; A. A. Grib, S. G. Mamayev and V. M. Mostepanenko, Gen. Rel. Grav. **7**, 535 (1975)
- [45] A. A. Grib, S. G. Mamayev and V. M. Mostepanenko, Vacuum Quantum effects in Strong Fields, Friedmann Laboratory Publishing, St. Petesburg, (1994)
- [46] R. C. Nunes and D. Pavon, Phys. Rev. D **91**, 063526 (2015)(arXiv:1503.04113 [gr-qc])
- [47] R. C. Nunes and S. Pan, Mon. Not. R. Astron. Soc. **459**, 673 (2016) (arXiv:1603.02573 [gr-qc])
- [48] S. Pan and S. Chakraborty, Adv. High Energy Phys. **2015**, 654025 (2015) (arXiv 1404.3273[gr-qc])
- [49] S. Chakraborty, S. Pan, and S. Saha, Phys. Lett. B **738**, 424 (2014)
- [50] S. Chakraborty, Phys. Lett. B **732**, 81 (2014)
- [51] J. Dutta, S. Haldar, and S. Chakraborty, Astrophys. Space Sci. **361**, 21 (2016) (arXiv:1505.01263 [gr-qc])
- [52] S. Chakraborty and S. Saha, Phys. Rev. D **90**, 123505 (2014)
- [53] J. de. Haro and S. Pan, Class. Quantum Grav. **33**, 165007 (2016) (arXiv:1512.03100 [gr-qc])
- [54] S. Pan, J. de. Haro, A. Paliathanasis and R. Jan. Slagter, Mon. Not. R. Astron. Soc. **460**, 1445 (2016) (arXiv:1601.03955 [gr-qc])
- [55] S. K. J. Pacif, R. Myrzakulov and S. Myrzakul, Int. J. Geom. Meth. Mod. Phys **14** 1750111 (2017)
- [56] T. Harko, F. S. N. Lobo, S. Nojiri, S. D. Odinstov, Phys. Rev. D **84**, 024020 (2011) arXiv: astro-ph/1107.3887

- [57] J. Ellis, S. Kalara, K.A. Olive, C. Wetterich, Phys. Lett. B **228**, 264 (1989); P.J.E. Peebles and B. Ratra, Rev. Mod. Phys. **75**, 559 (2003); K. Hagiwara et al., Phys. Rev. D. **66**, 010001(R) (2002)
- [58] I. Prigogine et al., Gen. Rel. Grav. **21**, 767 (1989); M. O. Calvao, J. A. S. Lima, I. Waga, Phys. Lett. A **162**, 223 (1992); J. A. S. Lima, M. O. Calvao, I. Waga, Cosmology, Thermodynamics and Matter Creation , Frontier Physics, Essays in Honor of Jayme Tiomno, World Scientific, Singapore (1990), [arXiv:0708.3397]; J. A. S. Lima and A. S. M. Germano, Phys. Lett. A **170**, 373 (1992).
- [59] D. Lohiya and M. Sethi, Class. Quantum Grav., **16**, 1545 (1999)
- [60] M. S. Berman, Phys. Rev. D **43**, 1075 (1991)
- [61] O. Akarsu and T. Dereli, Int. J. Theoret. Phys., **51**, 612 (2012)
- [62] Abdussattar and S. R. Prajapati, Astrophys. Space Sci., **331**, 657 (2011)
- [63] Ujjaini alam *et al.*, arXiv: astro-ph/ 0303009v4 (2003)
- [64] Varun sahini et al., arXiv: astro-ph/ 0201498v2 (2003)