

Correlations between the frequencies of twin kHz QPOs and spins of neutron stars in LMXBs

De-Hua Wang^{1*}, Cheng-Min Zhang^{2,3,4*}, Jin-Lu Qu⁵ and Yi-Yan Yang⁶

¹*School of Physics and Electronic Science, Guizhou Normal University, Guiyang, 550001, China*

²*National Astronomical Observatories, Chinese Academy of Sciences, Beijing, 100012, China*

³*School of Physical Sciences, University of Chinese Academy of Sciences, Beijing 100049, China*

⁴*Key Laboratory of Radio astronomy, Chinese Academy of Sciences, Beijing 100012, China*

⁵*Institute of High Energy Physics, Chinese Academy of Sciences, Beijing, 100049, China*

⁶*School of Physics and Electronic Sciences, Guizhou Education University, Guiyang 550018, China*

Released 2002 Xxxxx XX

ABSTRACT

We investigate the correlation between the frequencies of the twin kilohertz quasi-periodic oscillations (kHz QPOs) and the neutron star (NS) spins in low mass X-ray binaries (LMXBs), based on the data sets of 12 sources with simultaneously detected twin kHz QPOs and NS spins, and find that the histogram of the ratio between the frequency difference of twin kHz QPOs ($\Delta\nu \equiv \nu_2 - \nu_1$) and NS spin ν_s shows a non-uniform distribution with a gap at $\Delta\nu/\nu_s \sim 0.65$. We try to classify the 12 sources into two categories according to this gap: (I) The slow rotators with $\langle\nu_s\rangle \sim 311$ Hz, XTE J1807.4-294, 4U 1915-05, IGR J17191-2821, 4U 1702-43, 4U 1728-34 and 4U 0614+09 follow a relation $\Delta\nu/\nu_s > 0.65$; (II) The fast rotators with $\langle\nu_s\rangle \sim 546$ Hz, SAX J1808.4-3658, KS 1731-260, Aql X-1, 4U 1636-53, SAX J1750.8-2900 and 4U 1608-52 satisfy the relation $\Delta\nu/\nu_s < 0.65$. However, the linear fittings of $\Delta\nu$ versus ν_s relations of group (I) and (II) are unsatisfactory to ensure any certain correlations. We suggest that this phenomenon may arise from the fact that most measured kHz QPOs and spins satisfy the conditions of $1.1\nu_s \leq \nu_2 < 1300$ Hz and $\Delta\nu$ decreasing with ν_2 . Apparently, the diversified distribution of $\Delta\nu/\nu_s$ refutes the simple beat-frequency model, and the statistical correlations between the twin kHz QPOs and NS spins may arise from the magnetosphere-disk boundary environments, e.g., co-rotation radius and NS radius, that modulate the occurrences of X-ray signals. Furthermore, we also find that the distribution of the ratio of ν_2 to ν_1 clusters around the value of $\langle\nu_2/\nu_1\rangle \sim 3 : 2$, which shows no obvious correlation with NS spins.

Key words: X-rays: binaries–binaries: close–stars: neutron – accretion: accretion discs

1 INTRODUCTION

The launch of the *Rossi X-Ray Timing Explorer* (*RXTE*) has led to the discovery of Kilohertz quasi-periodic oscillations (kHz QPOs) in neutron star low mass X-ray binaries (NS-LMXBs) (Strohmayer et al. 1996; van der Klis et al. 1996). The frequencies of these QPOs cover the range from ~ 100 Hz to ~ 1300 Hz (van der Klis 2000, 2006) and correlate with other timing and spectral features (Wijnands et al. 1997a,b; Homan et al. 2002; Kaaret et al. 1998; Ford & van der Klis 1998; Méndez et al. 1999; Ford et al. 2000; Psaltis et al. 1999; Belloni et al.

2002). These high-frequency QPOs usually appear in pairs (upper ν_2 and lower ν_1), with the frequencies show a nonlinear relation (Belloni et al. 2005; Zhang et al. 2006a; Belloni et al. 2007), and so far there are over twenty LMXBs have shown twin kHz QPOs in accreting millisecond X-Ray pulsars (AMXP), atoll and Z sources (Hasinger & van der Klis 1989; van der Klis 2000, 2006; Wang et al. 2014).

It is believed that twin kHz QPOs may reflect the matter motion around the inner accretion disk dozens of kilometers away from the neutron star (Kluźniak et al. 1990, van der Klis 2000 and references therein, Zhang & Wang 2013; Wang et al. 2015, 2017), which can be used to probe the strong gravitational field, the strong magnetic field

* wangdh@gznu.edu.cn(DHW); zhangcm@bao.ac.cn(CMZ)

Table 1. The frequencies of the simultaneously detected twin kHz QPOs and NS spins.

Source (12) ^a	ν_1^b (Hz)	ν_2^c (Hz)	ν_s^d (Hz)	$\Delta\nu^e$ (Hz)	$\langle\Delta\nu\rangle^f$ (Hz)	$\Delta\nu/\nu_s$	ν_2/ν_1	References
XTE J1807.4-294	106 ~ 370	337 ~ 587	191 (A)	179 ~ 247	197	0.94 ~ 1.29	1.51 ~ 3.18	[1, 13]
4U 1915-05	224 ~ 707	514 ~ 1055	270 (N)	290 ~ 353	299	1.07 ~ 1.31	1.49 ~ 2.30	[2, 13]
IGR J17191-2821	681 ~ 870	1037 ~ 1185	294 (N)	315 ~ 362	349	1.07 ~ 1.23	1.36 ~ 1.53	[3, 13]
4U 1702-43	722	1055	330 (N)	333	333	1.00	1.46	[4, 13]
4U 1728-34	308 ~ 894	582 ~ 1183	363 (N)	231 ~ 363	341	0.64 ~ 1.00	1.31 ~ 1.89	[5, 13]
SAX J1808.4-3658	435 ~ 567	599 ~ 737	401 (AN)	164 ~ 195	185	0.41 ~ 0.49	1.30 ~ 1.39	[6, 13]
4U 0614+09	153 ~ 843	449 ~ 1162	415 (N)	238 ~ 382	317	0.57 ~ 0.92	1.36 ~ 2.93	[7, 14]
KS 1731-260	898 ~ 903	1159 ~ 1183	524 (N)	260 ~ 283	272	0.50 ~ 0.54	1.29 ~ 1.31	[8, 13]
Aql X-1	795 ~ 803	1074 ~ 1083	550 (AN)	278 ~ 280	279	~ 0.51	~ 1.35	[9, 13]
4U 1636-53	529 ~ 979	823 ~ 1228	581 (N)	230 ~ 341	277	0.40 ~ 0.59	1.23 ~ 1.56	[10, 13]
SAX J1750.8-2900	936	1253	601 (N)	317	317	0.53	1.34	[11, 13]
4U 1608-52	473 ~ 867	799 ~ 1104	619 (N)	225 ~ 326	304	0.36 ~ 0.53	1.26 ~ 1.69	[12, 13]

^a: The sources are listed in the order of NS spin frequency.^b: ν_1 —Frequency of the lower kHz QPO.^c: ν_2 —Frequency of the upper kHz QPO.^d: ν_s —NS spin frequency inferred from periodic or nearly periodic X-ray oscillations. A: accretion-powered millisecond pulsar. N: nuclear-powered millisecond pulsar.^e: $\Delta\nu$ — $\Delta\nu \equiv \nu_2 - \nu_1$.^f: $\langle\Delta\nu\rangle$ —Weighted mean value of $\Delta\nu$ calculated by equation (1).

REFERENCES.— [1] Linares et al. 2005, Zhang et al. 2006b; [2] Boirin et al. 2000; [3] Altamirano et al. 2010; [4] Markwardt et al. 1999; [5] Di Salvo et al. 2001, van Straaten et al. 2002, Strohmayer et al. 1996, Migliari et al. 2003, Jonker, Méndez & van der Klis 2000, Méndez & van der Klis 1999; [6] van Straaten et al. 2005, Wijnands et al. 2003, Bult & van der Klis 2015; [7] van Straaten et al. 2000, van Straaten et al. 2002, Boutelier et al. 2009; [8] Wijnands & van der Klis 1997; [9] Barret et al. 2008; [10] Altamirano et al. 2008, Wijnands et al. 1997a, Bhattacharyya 2010, Di Salvo et al. 2003, Jonker, Méndez & van der Klis 2000, Jonker et al. 2002a, Lin et al. 2011, Sanna et al. 2014; [11] Kaaret et al. 2002; [12] van Straaten et al. 2003, Barret et al. 2005, Jonker, Méndez & van der Klis 2000, Méndez et al. 1998; [13] Reference in Boutloukos & Lamb 2008; [14] Strohmayer et al. 2008.

around the neutron star, and constrain the NS *Mass* – *Radius* relation (Kluźniak et al. 1990; van der Klis 2006; Wang et al. 2013; Miller & Miller 2015). Although several theoretical interpretations are proposed, such as the relativistic precession (Stella & Vietri 1999; Stella et al. 1999; Török et al. 2016), the magnetohydrodynamic wave (Zhang 2004) or non-linear resonance (Kluźniak & Abramowicz 2001; Abramowicz et al. 2003a,b) within an accretion disk, the sonic-point beat-frequency (SPBF) (Miller et al. 1998; Lamb & Miller 2001), there is currently no consensus as to the origin of kHz QPOs.

The sonic-point beat-frequency model interprets the frequency separation of twin kHz QPOs to be close to the NS spin (Miller et al. 1998; Lamb & Miller 2001). However, the following observations show the averaged peak separations are found to be either close to the spin frequency or to its half (Lamb & Miller 2001; Wijnands et al. 2003; van der Klis 2006). In addition, the resonance model also suggests the frequency of kHz QPOs to be related to the NS spin (Lee et al. 2004). Thanks to the high timing revolution of *RXTE*, there are ~ 30 NS-LMXBs observed NS spin signals (Burderi & Di Salvo 2013; van der Klis 2016), in which some sources have even been observed NS spin derivative (e.g. Burderi et al. 2006) and twelve sources have also been detected the twin kHz QPOs, making it is possible to further analyze the correlation between the frequencies of twin kHz QPOs and NS spins.

The goal of this paper is to analyze the frequency cor-

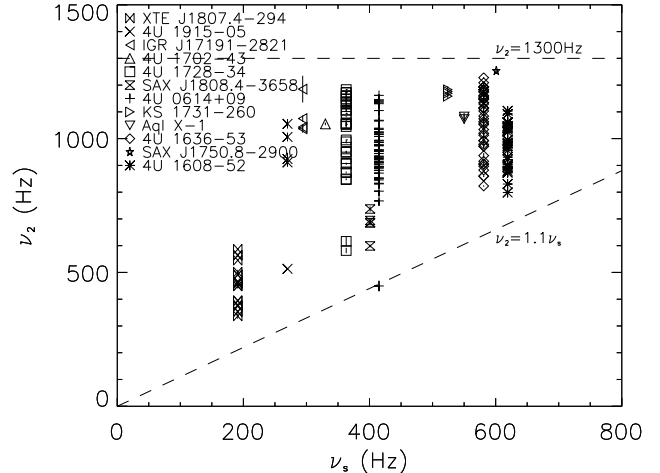


Figure 1. Plot of the upper kHz QPO (ν_2) versus NS spin (ν_s). The upper frequency ν_2 of the 12 sources range at ~ 337–1253 Hz, which are constrained in the region of $\nu_s \leq \nu_2 < 1300$ Hz by the dashed straight lines.

relation between the twin kHz QPOs and NS spins, and its structure is organized as follows: In § 2, we introduce the data of simultaneously detected twin kHz QPOs and NS spins of 12 sources adopted in the analysis, and their correlations are studied and investigated in § 3. Finally, we present the discussions and conclusions in § 4.

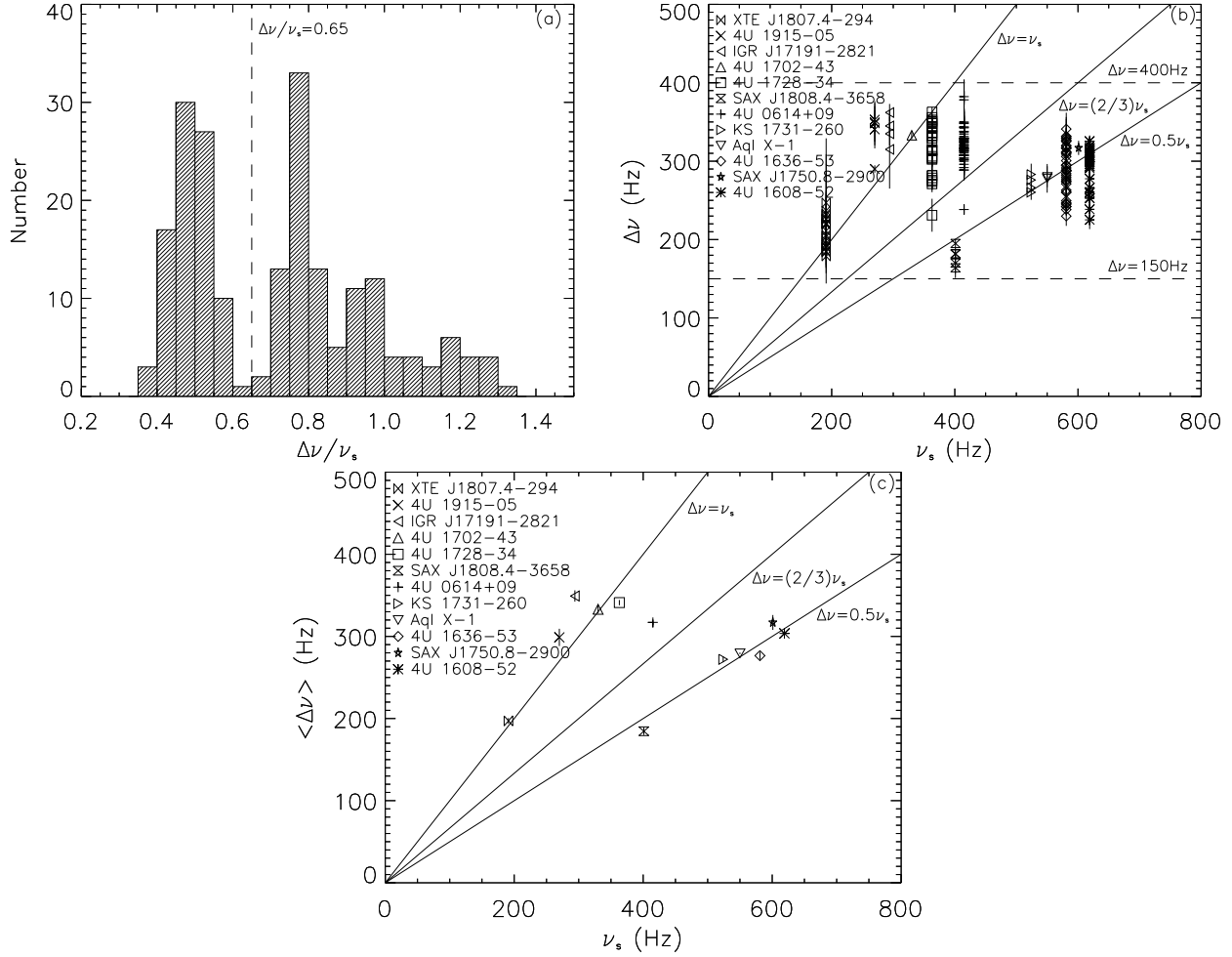


Figure 2. (a) The histogram of $\Delta\nu/\nu_s$, where $\Delta\nu$ is the frequency difference between the upper and lower kHz QPOs ($\Delta\nu = \nu_2 - \nu_1$) and ν_s is the NS spin. (b) Plot of $\Delta\nu$ versus ν_s , where the lines of $\Delta\nu = 0.5\nu_s$, $\Delta\nu = (2/3)\nu_s$ and $\Delta\nu = \nu_s$ predicted by the resonance model (Lee et al. 2004) are also plotted. (c) Plot of the weighted mean values of $\Delta\nu$ ($\langle\Delta\nu\rangle$) versus ν_s .

2 THE PUBLISHED SAMPLES OF THE SIMULTANEOUSLY DETECTED TWIN KHZ QPO AND NS SPIN FREQUENCIES

We focus on the 12 NS-LMXBs which have been simultaneously detected the twin kHz QPOs and NS spins, and collect the data of these QPO and spin frequencies from the published literature. The samples contain 26 pairs of twin kHz QPOs from the two accreting millisecond X-ray pulsars (XTE J1807.4-294 and SAX J1808.4-3658), and the 177 ones from ten atoll sources. The NS spin frequencies of the 12 sources are inferred from either the periodic or nearly periodic X-ray burst oscillations (Boutloukos & Lamb 2008; van der Klis 2006).

The frequency range of the twin kHz QPOs from 12 NS-LMXBs are reported in Table 1, from which it can be seen that the lower kHz QPOs show the frequency range of $\nu_1 \sim 106 - 979$ Hz, while the upper kHz QPOs show the frequency range of $\nu_2 \sim 337 - 1253$ Hz. Table 1 also shows the NS spin frequencies of the 12 sources, with the range of $\nu_s \sim 191 - 619$ Hz and the average value of ~ 428 Hz. It is also noticed from Table 1 that XTE J1807.4-294 shows the relative lower frequencies of twin kHz QPOs and NS spin

Table 2. Fitting results.

Relation	Function	Parameter	$\chi^2/\text{d.o.f.}$
$\Delta\nu/\nu_s$	$f(x) =$	$a_1 = 32 \pm 11$	1.5
		$b_1 = 0.78 \pm 0.02$	
	$a_1 * e^{-((x-b_1)/c_1)^2} +$	$c_1 = 0.05 \pm 0.02$	
	$a_2 * e^{-((x-b_2)/c_2)^2}$	$a_2 = 32 \pm 10$	
$\Delta\nu \sim \nu_s$	(I) $\Delta\nu = a_1 \nu_s + b_1$	$a_1 = 0.3 \pm 0.1$	5.3
		$b_1 = 200 \pm 45$	
	(II) $\Delta\nu = a_2 \nu_s + b_2$	$a_2 = 0.5 \pm 0.1$	3.0
		$b_2 = -22 \pm 65$	
$\nu_2/\nu_1 \sim \nu_s \quad \nu_2/\nu_1 = a\nu_s^b$		$a = 2.4 \pm 0.6$	0.04
		$b = -0.08 \pm 0.04$	

than other sources, i.e. $\nu_1 \sim 106 - 370$ Hz, $\nu_2 \sim 337 - 587$ Hz and $\nu_s \sim 191$ Hz, respectively.

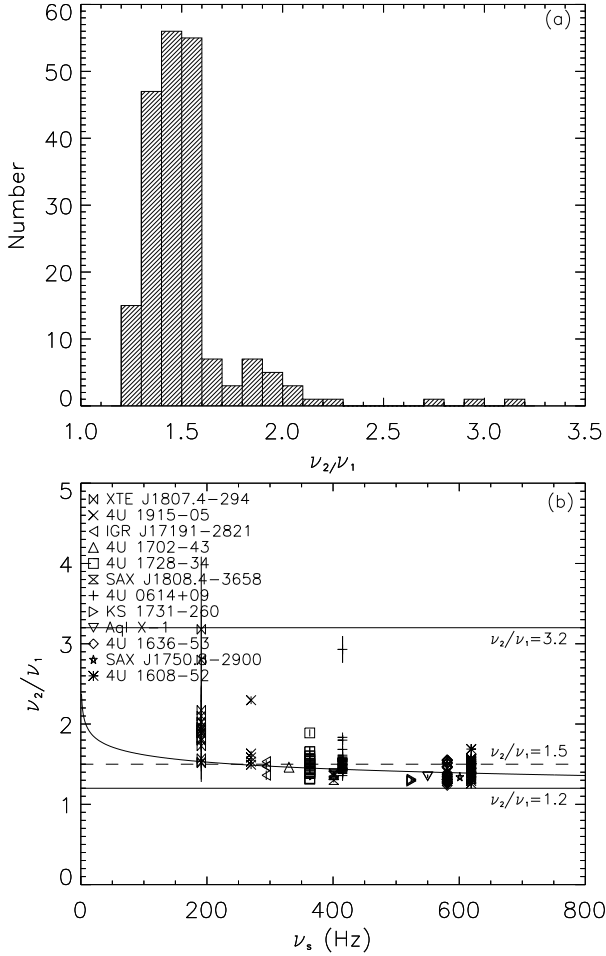


Figure 3. (a) The histogram of the frequency ratio of twin kHz QPOs (ν_2/ν_1). (b) Plot of ν_2/ν_1 versus NS spin frequency (ν_s), where the power-law curve fitting results are shown in Table 2.

3 FREQUENCY CORRELATION BETWEEN THE TWIN KHZ QPOS AND NS SPINS

3.1 The correlation between ν_2 and ν_s

Firstly, we try to probe the correlation between ν_2 and ν_s with the collected data of kHz QPOs and NS spins for 12 NS-LMXBs, which is shown in Fig.1, where we notice that the upper limit of ν_2 is around $\nu_2 < 1300$ Hz. It is also noticed from Table 1 and Fig.1 that the NS spin frequency of each source is smaller than its upper kHz QPO frequencies, and the kHz QPO data are constrained in the region of $\nu_2 \geq 1.1\nu_s$. The distribution of the ν_2 versus ν_s relation is quite dispersive and there is no obvious concentrated phenomenon.

3.2 The correlation between $\Delta\nu$ and ν_s

The sonic-point beat-frequency model suggests the frequency difference between the upper and lower kHz QPOs ($\Delta\nu \equiv \nu_2 - \nu_1$) may be related to the NS spin frequency ν_s (Miller et al. 1998; Lamb & Miller 2001; Lamb 2003). The resonance model predicts that the ratio between $\Delta\nu$ and ν_s ($\Delta\nu/\nu_s$) is approximately equal to small integers, e.g. $\Delta\nu/\nu_s \sim 0.5$, $\sim 2/3$ or ~ 1 , etc (Lee et al. 2004). How-

ever, there is currently no consensus as to these correlations. Here we calculate the values of $\Delta\nu$ for all the twin kHz QPOs and show the results in Table 1. The range of $\Delta\nu$ is $\sim 164 - 382$ Hz, where SAX J1808.4-3658 and XTE J1807.4-294 show the lower $\Delta\nu$ values of $\sim 164 - 195$ Hz and $\sim 179 - 247$ Hz, respectively. We probe the correlation between $\Delta\nu$ and ν_s from the following aspects:

We calculate the ratio between $\Delta\nu$ and ν_s and show the results in Table 1, where the range of $\Delta\nu/\nu_s$ spans a lot of values from 0.36 to 1.31. Fig.2 (a) shows the histogram of $\Delta\nu/\nu_s$, where the bump distribution is noticed. The Kolmogorov-Smirnov (K-S) test suggests that $\Delta\nu/\nu_s$ distribution is not uniform at the 95% confidence level, implying that there may exist a possible dependence of $\Delta\nu$ on ν_s . It can be seen from Fig.2 (a) that there exists a distribution gap at $\Delta\nu/\nu_s \sim 0.65$, based on which we suspect that the 12 sources can be classified into two categories by this gap, and we also make a test of the double-gaussian function fitting that presents the central values of the two peaks at ~ 0.5 and ~ 0.8 , respectively, as shown in Table 2. Furthermore, we find that the $\Delta\nu/\nu_s$ distribution from 0.7 to 1.3 is quite dispersive, which is not sufficiently obvious to classify them as a group. Moreover, we also notice that the $\Delta\nu/\nu_s$ distribution shown in Fig.2 (a) is partly similar to the expectation of resonance model (see Fig.4 of Lee et al. (2004)), which predicts a peak at $\Delta\nu/\nu_s \sim 0.5$ and other values, however its predicted peak $\Delta\nu/\nu_s \sim 2/3$ is not found in Fig.2 (a).

Fig.2 (b) shows the plot of $\Delta\nu$ versus ν_s , and a big range of $\Delta\nu$ is found to be $\sim 150 - 400$ Hz. So, the distribution of $\Delta\nu$ versus ν_s is quite dispersive, however, the clustering phenomena separated by $\Delta\nu/\nu_s \sim 0.65$ can be seen, i.e. group (I) with $\Delta\nu/\nu_s > 0.65$: XTE J1807.4-294, 4U 1915-05, IGR J17191-2821, 4U 1702-43, 4U 1728-34 and 4U 0614+09; and group (II) with $\Delta\nu/\nu_s < 0.65$: SAX J1808.4-3658, KS 1731-260, Aql X-1, 4U 1636-53, SAX J1750.8-2900 and 4U 1608-52. Furthermore, we try to find the non-biased linear correlations between $\Delta\nu$ and ν_s of group (I) and (II), respectively, by fitting them with the linear functions. The fitting results are shown in Table 2, where the reduced χ^2 of fitting on the two groups are $\chi^2/\text{d.o.f.} \sim 5.3$ and $\chi^2/\text{d.o.f.} \sim 3.0$ respectively, implying the unsatisfactory fittings to show any certain correlations. In addition, Fig.2 (b) also shows the relations of $\Delta\nu = 0.5\nu_s$, $\Delta\nu = (2/3)\nu_s$ and $\Delta\nu = \nu_s$ by the straight lines, as predicted by the resonance model (Lee et al. 2004), however, it can be seen that the predicted correlations seem to be partly consistent with the data, except lacking of data around the line $\Delta\nu = (2/3)\nu_s$.

For clarity, we calculate the weighted mean value of $\Delta\nu$, i.e. $\langle\Delta\nu\rangle$, of each source by the following equation:

$$\langle\Delta\nu\rangle = \frac{\sum_{i=1}^N \Delta\nu_i / \sigma_i^2}{\sum_{i=1}^N 1 / \sigma_i^2} \quad (1)$$

where σ_i is the error of $\Delta\nu_i$. The $\langle\Delta\nu\rangle$ values are shown in Table 1, and Fig.2 (c) shows the $\langle\Delta\nu\rangle$ versus ν_s plot, where the clustering phenomena of the two category sources, i.e. group (I)— $\Delta\nu/\nu_s \sim 1$ and group (II)— $\Delta\nu/\nu_s \sim 0.5$, are more obvious, except for 4U 0614+09 whose $\langle\Delta\nu\rangle$ value lie near the lines $\langle\Delta\nu\rangle = 0.76\nu_s$.

In order to further investigate the difference between the two category sources, we compare their $\Delta\nu$ and ν_s distributions, and show the corresponding cumulative distribution function (CDF) curves in Fig.4 (a) and Fig.4 (b), respectively. The K-S test shows that the $\Delta\nu$ data of the two category sources come from the different continuous distribution at the 95% significance level, so does the ν_s data. For group (I) and group (II), the mean values of $\Delta\nu$ are $\langle\Delta\nu\rangle \sim 302$ Hz and $\langle\Delta\nu\rangle \sim 284$ Hz, respectively, and the mean values of ν_s are $\langle\nu_s\rangle \sim 311$ Hz and $\langle\nu_s\rangle \sim 546$ Hz, respectively.

3.3 The correlation between ν_2/ν_1 and ν_s

The non-linear resonance model by Abramowicz et al. (2003a,b, 2005) claimed that the ratio relation between the frequencies of the pair high frequency QPOs in compact X-ray binaries to be approximately peaked about 3:2, which have been observed in both stellar and intermediate black hole (BH) binaries (Pasham et al. 2014), however this 3:2 phenomenon is not so sharp in the twin kHz QPOs of NS-LMXBs (Belloni et al. 2005, 2007).

Here, we calculated the values of ν_2/ν_1 and show the results in Table 1, and find that the range of ν_2/ν_1 is $\sim 1.23 - 3.18$ with the mean value of $\langle\nu_2/\nu_1\rangle \sim 3 : 2$. XTE J1807.4-294 shows the relative larger values of ν_2/ν_1 ($\sim 1.51 - 3.18$) than those of other sources. Fig.3 (a) shows the histogram of ν_2/ν_1 , from which a ratio clustering phenomenon around 3:2 is noticed, as noted by the non-linear resonance model (see Fig.4 of Abramowicz et al. 2003a). Fig.3 (b) shows the diagram of ν_2/ν_1 versus ν_s , where the distribution is quite dispersive. We fit the relation with a power-law function $\nu_2/\nu_1 = a\nu_s^b$ and show the results in Table 2. However, the reduced χ^2 value of the fitting is quite poor ($\chi^2/\text{d.o.f.} \sim 0.04$), which means that there is no obvious correlation between ν_2/ν_1 and ν_s .

4 DISCUSSIONS AND CONCLUSIONS

Based on the data sets of the 12 sources with simultaneously detected twin kHz QPOs and NS spins, we investigate the correlation between the twin kHz QPOs and the NS spins, and find that there exists a gap at $\Delta\nu/\nu_s \sim 0.65$ in the $\Delta\nu/\nu_s$ distribution. The distribution of the ratio of ν_2 to ν_1 clusters around the mean value of $\langle\nu_2/\nu_1\rangle \sim 3 : 2$, which shows no obvious correlation with NS spins. The details of the conclusions are discussed and summarized as follows:

- (1) The upper frequencies of twin kHz QPOs satisfy the conditions of $1.1\nu_s \leq \nu_2 < 1300$ Hz (see Table 1 and Fig.1), where the maximum value of 1300 Hz may arise from the constrain by the NS stellar surface (van der Klis 2006) and the relation $\nu_2 \geq 1.1\nu_s$ may arise from the fact that the appearance of the twin kHz QPOs needs a critical orbital Keplerian velocity of the accretion matter at the NS co-rotational radius (Wang et al. 2017). It should also be noticed that the lower kHz QPO frequency ν_1 are larger or smaller than the NS spin frequency ν_s (see Table 1 and Wang et al. 2014). As the NS cannot rotate faster than Keplerian frequency at the equator, so the relation of $\nu_2 > \nu_s$ and $\nu_1 > \text{or} < \nu_s$ is compatible with the fact that the upper

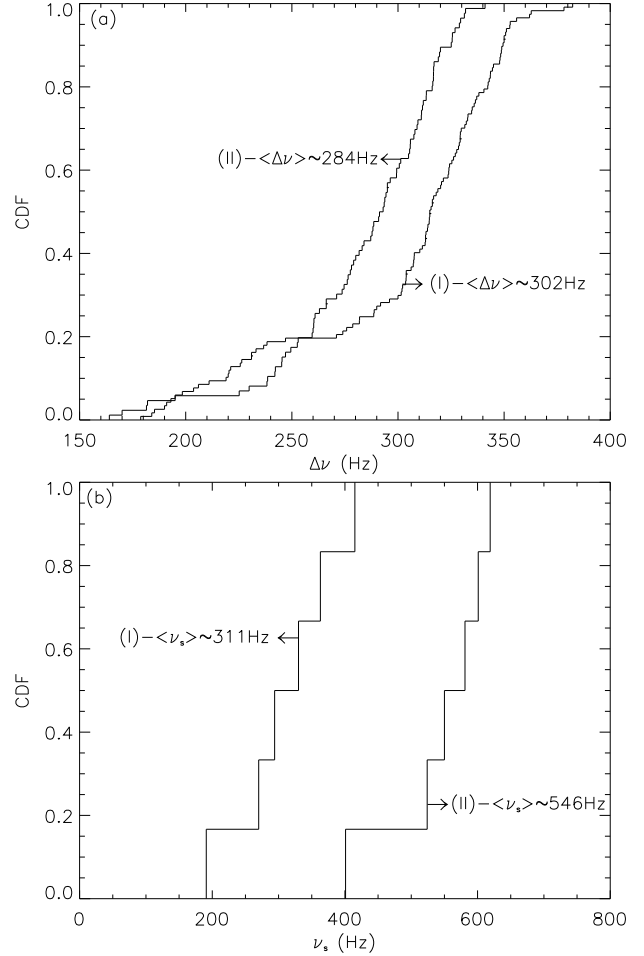


Figure 4. (a) The CDF curves of $\Delta\nu$ for group (I) and group (II) (see § 3.2). (b) Similar to (a), but for the NS spins (ν_s).

kHz QPO should be intimately involved in the Keplerian orbital frequency, then the lower kHz QPO might not be directly given by the orbital frequency.

- (2) We focus on the statistical tests about how the relations proposed by various kHz QPO models compile with the detected data. Firstly, the relativistic precession model predicts no correlation of the twin kHz QPO frequency difference with NS spin (Stella & Vietri 1999; Stella et al. 1999; Török et al. 2016). The histogram of $\Delta\nu/\nu_s$ shows the bump phenomena (see Fig.2 (a)), which is not compatible with a uniform distribution by the K-S test. So, we suspect that the frequencies of twin kHz QPOs and NS spins may obey an indirect relation, which may arise from the magnetosphere-disk boundary environments, e.g., co-rotation radius and NS radius. Secondly, the sonic-point beat-frequency model interprets the frequency difference of twin kHz QPOs to be close to the NS spin frequency (Miller et al. 1998; Lamb & Miller 2001). However, the $\Delta\nu/\nu_s$ histogram in Fig.2 (a) shows a diversified distribution, which obviously rejects the idea of claiming $\Delta\nu/\nu_s \sim 1$, therefore, a simple beat-frequency model should be refused. Thirdly, the forced resonance model by Lee et al. (2004) predicts a peak at $\Delta\nu/\nu_s \sim 0.5$, $\sim 2/3$ and ~ 1 , etc. It is noticed that the $\Delta\nu/\nu_s$ distributions of the detected data

at 0.5 and 1 seem to be consistent with the expectation of model, however, the values around 2/3 are short of detected samples.

- (3) We try to classify the 12 sources into two categories based on the gap value at $\Delta\nu/\nu_s = 0.65$: (I) As the slow rotators with $\langle\nu_s\rangle \sim 311$ Hz, XTE J1807.4-294, 4U 1915-05, IGR J17191-2821, 4U 1702-43, 4U 1728-34 and 4U 0614+09 follow a relation $\Delta\nu/\nu_s > 0.65$; (II) As the fast rotators with $\langle\nu_s\rangle \sim 546$ Hz, SAX J1808.4-3658, KS 1731-260, Aql X-1, 4U 1636-53, SAX J1750.8-2900 and 4U 1608-52 satisfy the relation $\Delta\nu/\nu_s < 0.65$ (see Fig.2 (b) and Fig.2 (c)). Because of the condition $\nu_2 \geq 1.1\nu_s$ (Wang et al. 2017) and $\Delta\nu$ decreases with ν_2 (van der Klis 2006; Zhang et al. 2006a), the slow rotators (Lamb & Boutloukos 2008) with the smaller ν_s show the big $\Delta\nu$, which causes the big $\Delta\nu/\nu_s$ value of > 0.65 . On the contrary, the fast rotators with the big spin frequencies ν_s correspond to the small $\Delta\nu$, which cause the smaller $\Delta\nu/\nu_s$ value of < 0.65 . However, it is not clear if the bimodal distribution of $\Delta\nu/\nu_s$ is possible, nor what physical process can interpret the gap around $\Delta\nu/\nu_s \sim 0.65$. If the correlation of $\Delta\nu$ versus ν_s can be confirmed, it may be applied to estimate the NS spin frequencies in LMXBs.
- (4) As known, various bands of QPO frequencies in BH-LMXBs and NS-LMXBs follow the tight relations (Belloni et al. 2005, 2007), and a pair of high frequency QPOs in stellar and intermediate black hole binaries follows, approximately, a 3:2 ratio relation, which may be the particular phenomena from the innermost stable circular orbit (Abramowicz et al. 2003a,b; Pasham et al. 2014). In fact, there has been a suggestion in the literature for the 3:2 ratio as a parametric resonance between two particular modes of torus oscillations (Bursa et al. 2004; Kluźniak 2005; Kluźniak et al. 2007). However, we find that the distribution of the ratio of ν_2 to ν_1 of the 12 NS-LMXBs sources cluster around the value of $\sim 3 : 2$ (see Fig.3 (a)), which shows no obvious correlation with NS spin. The statistical result of $\sim 3:2$ QPO ratio relation shares the similar conclusion from the non-linear resonance model (see Fig.4 of Abramowicz et al. 2003a), implying the $\sim 3:2$ relation may be the common property of the compact X-ray binaries around some particular radius. The cause of why the ratios of the pair QPOs of NS-LMXBs and BH-LMXBs show the $\sim 3:2$ correlations is still unclear, and it needs more efforts to uncover this secret by analyzing more QPO data in the future detections.

ACKNOWLEDGMENTS

This work is supported by the National Program on Key Research and Development Project (Grant No. 2016YFA0400803), the National Natural Science Foundation of China (Grant No. 11173034, No. 11673023 and No. 11703003), the Science and Technology Foundation of Guizhou Province (Grant No. J[2015]2113 and No. LH[2016]7226), the Doctoral Starting up Foundation of Guizhou Normal University 2014. We are grateful for the critical comments and suggestions by the anonymous ref-

eree, which have significantly improved the quality of the paper.

REFERENCES

- Abramowicz M.A., Bulik T., Bursa M. et al., 2003a, A&A, 404, L21
- Abramowicz M.A., Karas V., Kluźniak W. et al., 2003b, PASJ, 55, 467
- Abramowicz M.A., Barret D., Bursa M. et al., 2005, Astron. Nachr., 326, 864
- Altamirano D., van der Klis M., Méndez M. et al., 2008, ApJ, 685, 436
- Altamirano D., Linares M., Patruno A. et al., 2010, MNRAS, 401, 223
- Barret D., Kluźniak W., Olive J.F. et al., 2005, MNRAS, 357, 1288
- Barret D., Boutelier M., & Miller M.C., 2008, MNRAS, 384, 1519
- Belloni T., Psaltis D., & van der Klis M., 2002, ApJ, 572, 392
- Belloni T., Méndez M., & Homan J., 2005, A&A, 437, 209
- Belloni T., Méndez M., & Homan J., 2007, MNRAS, 376, 1133
- Bhattacharyya S., 2010, Research in Astronomy and Astrophysics, 10, 227
- Böhrin L., Barret D., Olive J.F. et al., 2000, A&A, 361, 121
- Boutelier M., Barret D., & Miller M.C., 2009, MNRAS, 399, 1901
- Boutloukos S., & Lamb F.K., 2008, in Bassa, C.G., et al., eds, 40 Years of Pulsars: Millisecond Pulsars, Magnetars, and More, AIP Conf. Ser. Vol. 983. Am. Inst. Phys., Melville, NY, p. 533
- Bult P., & van der Klis M., 2015, ApJ, 798, L29
- Burderi L., Di Salvo T., Menna M.T. et al., 2006, ApJ, 653, L133
- Burderi L., & Di Salvo T., 2013, Memorie della Societa Astronomica Italiana, 84, 117
- Bursa M., Abramowicz M.A., Karas V. et al., 2004, ApJ, 617, L45
- Di Salvo T., Méndez M., & van der Klis M. et al., 2001, ApJ, 546, 1107
- Di Salvo T., Méndez M., & van der Klis M., 2003, A&A, 406, 177
- Ford E.C., & van der Klis M., 1998, ApJ, 506, L39
- Ford E.C., van der Klis M., Méndez M. et al., 2000, ApJ, 537, 368
- Hasinger G., & van der Klis M., 1989, A&A, 225, 79
- Homan J., van der Klis M., Jonker P.G. et al., 2002, ApJ, 568, 878
- Jonker P.G., Méndez M., & van der Klis M., 2000, ApJ, 540, L29
- Jonker P.G., Méndez M., & van der Klis M., 2002, MNRAS, 336, L1
- Kaaret P., Yu W.F., Ford E.C. et al., 1998, ApJ, 497, L93
- Kaaret P., in't Zand J.J.M., Heise J. et al., 2002, ApJ, 575, 1018
- Kluźniak W., Michelson P., & Wagoner R.V., 1990, ApJ, 358, 538
- Kluźniak W., & Abramowicz M.A., 2001, Acta Phys. Polonica B, 32, 3605

- Kluźniak W., 2005, *Astron. Nachr.*, 326, 820
- Kluźniak W., Abramowicz M.A., Bursa M. et al., 2007, *RevMexAA (Serie de Conferencias)*, 27, 18
- Lamb F.K., & Miller M.C., 2001, *ApJ*, 554, 1210
- Lamb F.K., 2003, in *X-Ray Binaries and Gamma-Ray Bursts*, ed. van den Heuvel, E.P.J., Kaper, L., Rol, E., & Wijers, R.A.M.J. (San Francisco: ASP), 221
- Lamb F.K., & Boutloukos S., 2008, *ASSL*, 352, 87
- Lee W.H., Abramowicz M.A., & Kluźniak W., 2004, *ApJ*, 603, L93
- Lin Y.F., Boutelier M., Barret D. et al., 2011, *ApJ*, 726, 74
- Linares M., van der Klis M., Altamirano D. et al., 2005, *ApJ*, 634, 1250
- Markwardt C.B., Strohmayer T.E., & Swank J.H., 1999, *ApJ*, 512, L125
- Méndez M., van der Klis M., Wijnands R. et al., 1998, *ApJ*, 505, L23
- Méndez M., & van der Klis M., 1999, *ApJ*, 517, L51
- Méndez M., van der Klis M., Ford E.C. et al., 1999, *ApJ*, 511, L49
- Migliari S., van der Klis M., & Fender R.P., 2003, *MNRAS*, 345, L35
- Miller M.C., Lamb F.K., & Psaltis D., 1998, *ApJ*, 508, 791
- Miller M.C., & Miller J.M., 2015, *Physics Reports*, 548, 1
- Pasham D.R., Strohmayer T.E., Mushotzky R.F., 2014, *Nature*, 513, 74
- Psaltis D., Belloni T., & van der Klis M., 1999, *ApJ*, 520, 262
- Sanna A., Méndez M., Altamirano D. et al., 2014, *MNRAS*, 440, 3275
- Stella L., & Vietri M., 1999, *Phys. Rev. Lett.*, 82, 17
- Stella L., Vietri M., & Morsink S.M., 1999, *ApJ*, 524, L63
- Strohmayer T.E., Zhang W., Swank J.H. et al., 1996, *ApJ*, 469, L9
- Strohmayer T.E., Markwardt C.B., & Kuulkers E., 2008, *ApJ*, 672, L37
- Török G., Goluchová K., Horák J. et al., 2016, *MNRAS*, 457, L19
- van der Klis M., Swank J.H., Zhang W. et al., 1996, *ApJ*, 469, L1
- van der Klis M., 2000, *ARA&A*, 38, 717
- van der Klis M., 2006, in *Lewin, W.H.G., van der Klis, M., eds, Compact Stellar X-Ray Sources*, Cambridge Univ. Press, Cambridge, p.39
- van der Klis M., 2016, invited talk in *European Week of Astronomy and Space Science 2016, Timing Low-Mass X-Ray Binaries and Accreting Millisecond Pulsars*, 4-8 July 2016, Athens Greece
- van Straaten S., Ford E.C., van der Klis M. et al., 2000, *ApJ*, 540, 1049
- van Straaten S., van der Klis M., Di Salvo T. et al., 2002, *ApJ*, 568, 912
- van Straaten S., van der Klis M., & Méndez M., 2003, *ApJ*, 596, 1155
- van Straaten S., van der Klis M., & Wijnands R., 2005, *ApJ*, 619, 455
- Wang D.H., Chen L., Zhang C.M. et al., 2013, *MNRAS*, 435, 3494
- Wang D.H., Chen L., Zhang C.M. et al., 2014, *Astron. Nachr.*, 335, 168
- Wang D.H., Chen L., Zhang C.M. et al., 2015, *MNRAS*, 435, 3494
- Wang D.H., Zhang C.M., Lei Y.J. et al., 2017, *MNRAS*, 1111, 1117
- Wijnands R.A.D., van der Klis M., Paradijs J.V. et al., 1997a, *ApJ*, 479, L141
- Wijnands R., Homan J., van der Klis M. et al., 1997b, *ApJ*, 490, L157
- Wijnands R., & van der Klis M., 1997, *ApJ*, 482, L65
- Wijnands R., van der Klis M., Homan J. et al., 2003, *Nat*, 424, 44
- Zhang C.M., 2004, *A&A*, 423, 401
- Zhang C.M., Yin H.X., Zhao Y.H. et al., 2006a, *MNRAS*, 366, 1373
- Zhang C.M., & Wang D.H., 2013, in *Zhang C.M., Belloni T., Méndez M. et al., eds, Feeding Compact Objects: Accretion on All Scales, Proceedings of the International Astronomical Union, IAU Symp. 290*, Cambridge: Cambridge University Press, pp. 381-385
- Zhang F., Qu J.L. Zhang C.M. et al., 2006b, *ApJ*, 646, 1116

This paper has been typeset from a \LaTeX file prepared by the author.