

Short range correlations and the isospin dependence of nuclear correlation functions

R. Cruz-Torres^a, A. Schmidt^a, G. A. Miller^{c,*}, L. B. Weinstein^b, N. Barnea^d, R. Weiss^d, E. Piasetzky^c, O. Hen^a

^aMassachusetts Institute of Technology, Laboratory for Nuclear Science, Cambridge, MA 02139, USA

^bOld Dominion University, Department of Physics, Norfolk, VA 23529, USA

^cTel Aviv University, School of Physics and Astronomy, Tel Aviv 69978, Israel

^dHebrew University, Racah Institute of Physics, Jerusalem 91904, Israel

^eUniversity of Washington, Department of Physics, Seattle, WA 98195, USA

Abstract

Correlation functions provide a critical tool for introducing many-body correlations into a wide-range of effective theories. In nuclear physics, the widely used two-nucleon correlation function models do not include spin and isospin dependence, which existing *ab initio* calculations show to be strong. A simple model, which involves combining the short and long separation distance behavior using a single blending function, is provided to accurately describe the two-nucleon correlations. Rather than being driven by many-body effects, the large isospin dependence of the correlation function is shown to arise purely from the isospin dependence of two-body short-range nuclear interaction. In particular, nucleon pairs with deuteron quantum numbers cause the dominant contributions. We argue that the model correlation function can be used to calculate two-nucleon matrix elements for nuclei lacking *ab initio* calculations.

Keywords: correlation function, contact formalism, short range correlations

1. Introduction

Correlation functions are a valuable tool for describing interacting many-body systems, providing a means of encapsulating complex many-body dynamics. In the absence of correlations, a many-body probability density, such as that from a many-body quantum mechanical wave-function, can be written as an anti-symmetrized product of single-particle probability densities. The correlation function describes important deviations from this picture.

Correlation functions are widely used in nuclear physics. The nucleus is a strongly-interacting, quantum mechanical, many-body system with high density and a complicated interaction between constituent nucleons. There is no fundamental central potential, so the correlations must exist. An early paper that modeled nuclear correlation functions [1] was used in a wide variety calculations, see the early review [2], involving the strong and weak interactions, demonstrating the impact of correlation functions on the field. More recent examples in which correlation functions are crucial ingredients include: calculations of neutrinoless double beta decay [3–8], nuclear transparency in quasielastic scattering [9–13], shadowing in deep inelastic scattering [14], and parity violation in nuclei [15, 16].

Despite the wide use of correlation functions, their spin and isospin dependence has rarely been discussed. The nucleon-nucleon interaction is both spin and isospin dependent, and these dependencies become very important at short-range, leading to phenomena such as the strong preference for proton-neutron short-range correlated pairs [17–22].

The calculations in this paper use the formalism of nuclear contacts [23, 24] to determine the spin and isospin decomposition of the nuclear correlation function. This formalism is based on the separation of scales inherent in the long- and short-range structure of nuclei [25]. At short distances, the aggregate effect of long-range interactions can be encapsulated into coefficients, called “contacts,” which are nucleus-specific, while the underlying short-range behavior is a universal property of the two-body nuclear interaction. In the Contact formalism, the two-body density, $\rho_{NN}(r)$, defining the probability for finding a nucleon-nucleon pair with separation distance r , can be modeled at short distance ($r \lesssim 1$ fm) by:

$$\rho_{NN,s}^{\text{contact}}(r) = C_A^{NN,s} \times |\varphi_{NN,s}(r)|^2 \quad (1)$$

for nucleus, A , where C_A is the contact coefficient, NN stands for proton-proton (pp), proton-neutron (pn), or neutron-neutron (nn) pairs and the index s denotes the spin 0, 1 of the two-nucleon systems. The wave functions $\varphi_{NN,s}(r)$ are zero-energy (S- or S-D wave) solutions to the Schrödinger equation with a modern nucleon-nucleon potential, e.g., AV18 [26]. Equation 1 assumes angle averaging, and the zero-energy nature restricts the number of contacts. The key assumption in this formalism is that these functions, $\varphi_{NN,s}(r)$ can be used for all nuclei. Contact coefficients can be determined for the different possible spin and isospin configurations of a nucleon-nucleon pair from experiment or from fitting *ab initio* calculations. Previous studies [23], show that the NN state with deuteron quantum numbers is dominant: the product $C_A^{np,s=1} |\varphi_{np,s=1}(r)|^2$ is typically at least an order of magnitude larger than for any other combination. This dominance must be caused by the tensor force [27–29] As an example, the decomposition of the two-body density

*Corresponding author

Email address: miller@uw.edu (G. A. Miller)

from contact formalism for ^{40}Ca is shown in figure 1.

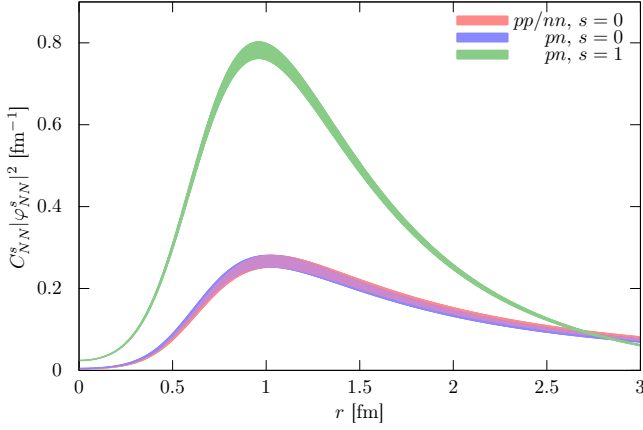


Figure 1: The two-body density from contact formalism [23, 24] is dominated by spin-1 np pairs. ^{40}Ca , shown here, illustrates this universal behavior.

2. Formalism and Results

In this work, we define the nuclear correlation function as the ratio between the two-nucleon density and that obtained from product of single-nucleon densities. Here, the one-body density distribution is denoted as $\rho_N(\vec{x})$, which is the probability density for finding a nucleon at position \vec{x} relative to the center-of-mass of the nucleus, normalized so that its integral is the number of particles of type N . The two-body density distribution $\rho_{NN}(\vec{r})$, is defined as the probability density for finding a nucleon-nucleon pair separated by \vec{r} , normalized so that its integral is the number of possible NN pairs. The two-body density is defined in terms of the nuclear wave function $|\psi\rangle$ by

$$\rho_{NN,s}(\vec{r}) \equiv \sum_{\substack{i,j \in NN \\ i < j}} \langle \psi | \delta(\vec{r} - \vec{r}_{ij}) P_s | \psi \rangle, \quad (2)$$

where \vec{r}_{ij} is the separation between nucleons i and j and P_s is a projection operator onto the spin of the nucleon pair.

A one-body density function can be used to define an uncorrelated two-body density,

$$\rho_{NN}^{\text{uncorr.}}(\vec{r}) \equiv S_{NN} \int d^3\vec{R} \rho_N(\vec{R} + \vec{r}/2) \rho_N(\vec{R} - \vec{r}/2), \quad (3)$$

where \vec{R} represents the center-of-mass position of a nucleon-nucleon pair, and S_{NN} represents a symmetry factor, which equals 1 for pn pairs, equals $Z(Z-1)/2Z^2$ for pp pairs—since there are only $Z(Z-1)/2$ unique pp pairs in a nucleus—and equals $N(N-1)/2N^2$ for nn pairs. $\rho_{NN}^{\text{uncorr.}}$ describes the probability density that would result if the individual nucleons were drawn independently from a given one-body density and includes a sum over the nucleon spin. Thus $\rho_{NN}^{\text{uncorr.}}$ is independent of spin s .

The correlation function, $F_{NN,s}(r)$, a function of the separation distance between nucleons $r \equiv |\vec{r}|$, is given by the ratio of

the fully correlated to the uncorrelated two-body densities, i.e.,

$$F_{NN,s}(r) \equiv \frac{\rho_{NN,s}(r)}{\rho_{NN}^{\text{uncorr.}}(r)}. \quad (4)$$

The notation, $F_{NN,s}(r)$, is meant to convey that there can be differences in correlations between different spin and isospin configurations. In cases where we refer to a generic correlation function, we will suppress the indices and use $F(r)$.

For an uncorrelated distribution, $F = 1$. Thus, deviations from 1 indicate correlations in a distribution.

A calculation of $F(r)$ requires a model for both $\rho_N(\vec{x})$ (in order to calculate $\rho_{NN}^{\text{uncorr.}}$) and $\rho_{NN}(r)$. Since experimental data and parameterizations of nuclear one-body densities have been made for a wide range of nuclei, creating a model of $\rho_{NN}(r)$ is our main focus here.

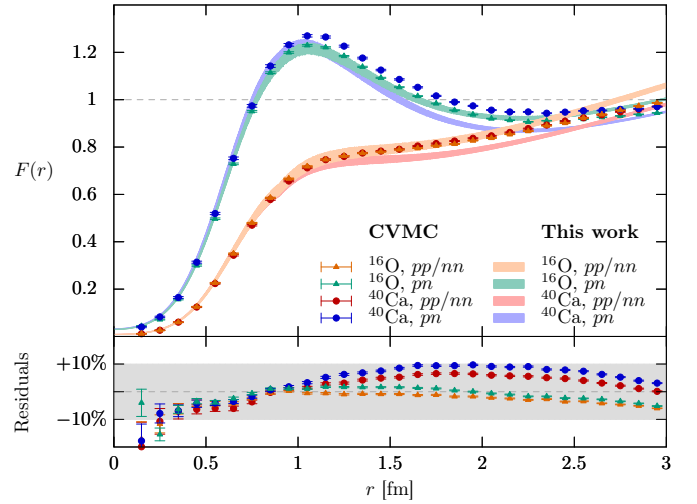


Figure 2: The model of equation (6), with only a single fitted parameter, can reproduce the correlation functions for both pp and pn pairs, and for both ^{16}O and ^{40}Ca , to within $\pm 10\%$. The results here are shown for $\kappa = 2$.

One possible approach is to use *ab initio* calculations to supply $\rho_{NN}(r)$. In this work, we compare to *ab initio* calculations performed using Cluster Variational Monte Carlo (CVMC) [30] of ^{16}O and ^{40}Ca , the two heaviest nuclei studied so far using CVMC [31]. The points in figure 2 show correlation functions calculated using equations 3 and 4, with CVMC providing the one- and two-body densities. As can be seen, the correlation functions are similar for ^{16}O and ^{40}Ca , but exhibit a strong isospin dependence, which is clear from the large differences at $r < 2$ fm between pp - and pn -pairs (dominated by $s = 1$). The strong peak in the np correlation function is due to the attractive nature of the tensor force. As these CVMC calculations treat p and n symmetrically, and since ^{16}O and ^{40}Ca are both symmetric nuclei, the results for pp and nn pairs are the same.

For convenience, we provide the following parameterization of the CVMC correlation functions:

$$F(r) = 1 - e^{-\alpha r^2} \times \left(\gamma + r \sum_{i=1}^5 \beta_i r^i \right) \quad (5)$$

with parameter values given in table 1. This single function reproduces the correlation functions of both ^{16}O and ^{40}Ca .

Table 1: Parameters describing $F(r)$, using the functional form of equation 5

Parameter	Units	Value (pp/pn)	Value (pn)
α	fm^{-2}	1.02	0.857
γ	—	0.975	0.940
β_1	fm^{-2}	2.50	2.75
β_2	fm^{-3}	-9.23	-16.0
β_3	fm^{-4}	10.9	19.1
β_4	fm^{-5}	-5.51	-8.91
β_5	fm^{-6}	1.15	1.52

While CVMC calculations determine the correlation functions, it is desirable to provide a better, simple understanding of the underlying mechanisms that produce the large isospin dependence. To achieve this goal we design a model in which the two-body density is formed from a combination of the correlated density coming from nuclear contact formalism and the uncorrelated density, $\rho_{NN}^{\text{uncorr.}}(r)$ with the relative weighting determined by a blending function, $g_{NN}(r)$, and constant, κ , such that

$$\rho_{NN}(r) = g_{NN}(r)\rho_{NN}^{\text{contact}}(r) + \kappa(1 - g_{NN}(r))\rho_{NN}^{\text{uncorr.}}(r), \quad (6)$$

We can understand how the correlated and uncorrelated densities contribute to produce the specific behavior of the correlation function seen through CVMC by assessing the quality of this model and by determining the blending function.

In order to parameterize $g_{NN}(r)$, we consider the short- and long-range constraints. At short-distance, where $\rho_{NN}^{\text{contact}}(r)$ is an accurate description of the two-body density [23], $g_{NN}(r)$ equals 1. For large distances, ρ_{NN} must approach $\rho_{NN}^{\text{uncorr.}}$. Since $\rho_{NN}^{\text{contact}}$ falls off approximately as $1/r^2$ for $r > 2$ fm, g_{NN} must approach $(\kappa - 1)/\kappa$ in the long-range limit. We propose the following model which meets these requirements:

$$g_{NN}(r) = \begin{cases} 1 & r \leq 0.9 \text{ fm} \\ \frac{1}{\kappa}(\kappa - 1 + e^{(0.9 \text{ fm} - r)/a}) & r > 0.9 \text{ fm} \end{cases}, \quad (7)$$

For $r < 0.9$ fm, $\rho_{NN}(r)$ is modeled well by the contact expression Eq. (1) (see [23]). For $r > 0.9$ fm, the contact density and the uncorrelated densities are blended, with a characteristic length-scale, a . In principle, a would depend on the isospin of the pairs and on the specific nucleus being studied.

Varying the parameters of Eq. (7) to describe pp and pn pairs in ^{16}O and ^{40}Ca shows that the same blending function $g(r)$ can be used to describe all of the correlation functions extracted from CVMC, shown in Fig. 2. CVMC correlation functions are shown as points, while our model, described in equation 6, is shown with bands, for which the dominant contribution to the uncertainty comes from the contact coefficients, C_{NN} . The uncorrelated uncertainty, $\rho_{NN}^{\text{uncorr.}}$, used by our model is supplied by CVMC calculations of the one-body density ρ_N . Our model is able to reproduce the correlation functions for both pp and pn pairs in two different nuclei. In achieving this description we find that the parameter a depends smoothly on κ . With $\kappa = 2$, $a = 1.43 \pm 0.02$ fm.

Figure 2 demonstrates that the spin-isospin dependence of the correlation function (differences between the pp and pn correlation functions) are driven by the differences in short-range correlations, i.e., those coming from the contact densities of Eq. (1), while the long range behavior is universal between different kinds of pairs and in different nuclei.

3. Discussion

The universal character described above enables predictions of correlation functions for nuclei that are too large for adequate *ab initio* calculations. Our model requires, as input, a one-body density function to form $\rho_{NN}^{\text{uncorr.}}(r)$ and the nuclear contact coefficients. One-body densities have been well-measured experimentally, and simple parameterizations exist for many different nuclei, e.g., ref. [32]. While the nuclear contacts used in this work were determined from CVMC calculations, they can also be determined from experimental data, as shown in Ref. [23]. Since the blending between the short-range contact densities and the long-range uncorrelated densities is largely isospin-independent and universal, the same scheme can be used to predict the correlation function for any heavy nuclei, for which suitable *ab initio* calculations do not exist.

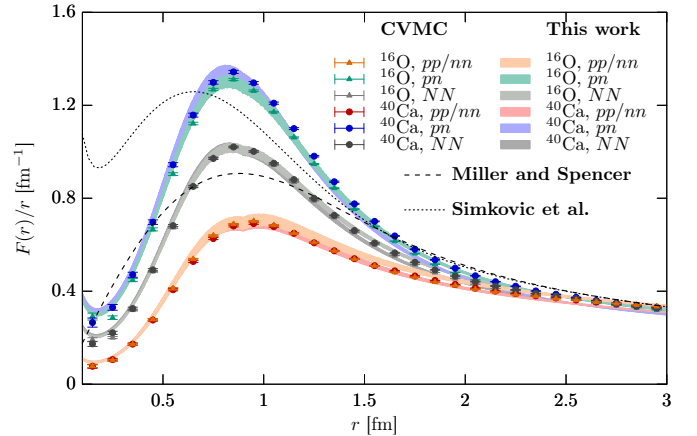


Figure 3: The typical contribution to a $0\nu\beta\beta$ matrix element, given by $F(r)/r$, is significantly different for pp pairs relative to pn pairs. The use of an average correlation function, shown here by NN , is problematic. The isospin-independent parameterizations of Miller and Spencer [1], as well as Simkovic et al. [7] are shown for comparison.

We provide an example of the utility of this approach. One of the important applications of correlation functions is the calculation of nuclear matrix elements for neutrinoless double beta decay ($0\nu\beta\beta$). If such a decay were observed, the nuclear transition matrix element would allow an extraction of the absolute neutrino mass from the decay rate. Typically, these matrix elements have modeled the nucleon-nucleon short ranged correlations by using a so-called Jastrow approximation without considering the significant isospin dependence of the correlation function [2]. The basis of this widely used, see e.g. [3]-[16], approximation is that the short-range correlations are the same in the initial and final states and that the same correlation function can be used for a wide range of nuclei.

To illustrate this point, let us consider a typical double beta-decay transition operator, which has a $1/r$ radial dependence as computed in the Jastrow approximation with our correlation functions. Then the matrix element is given by

$$\mathcal{M} \sim \sum_{s,s'} \left\langle \psi_f \left| \sum_{i < j} \sqrt{F_{NN,s}(\vec{r}_{ij})} \frac{\hat{O}_{s,s'}(\vec{r}_{ij})}{r_{ij}} \sqrt{F_{NN,s'}(\vec{r}_{ij})} \right| \psi_i \right\rangle.$$

In the case where the operator, $\hat{O}_{s,s'}$ is diagonal in the spin index, the contribution from the correlation function to the matrix element scales as $F_{NN,s}(r)/r$. This can be used as a figure of merit. Figure 3 shows these functions from CVMC calculations as well as from our model. As can be seen, there are large contributions from pn correlations which are not present in pp correlations. Generally, the inclusion of correlations in these matrix element calculations ignore the distinction between protons and neutrons and only treat average correlations, denoted in the figure by NN and shown in gray. Such an approach neglects large isospin differences that enhance pn correlations. The model presented in this work provides a method for including these isospin differences in more sophisticated calculations.

In summary, our model of the correlation function reproduces CVMC calculations of ^{16}O and ^{40}Ca , the two heaviest nuclei studied so far [31]. Using the same blending function $g(r)$ suffices to describe the correlation functions for all quantum numbers that we consider. This implies a universality in the blending of correlated and uncorrelated contributions to the two-body density, independent of the specific nucleus or of the pair isospin. Rather, the large differences between $F_{pp}(r)$ and $F_{pn}(r)$ from figure 2 are driven entirely by the isospin dependence of the two-body NN interaction at short distances. This isospin dependence is, in turn, driven by the two-nucleon tensor force.

4. Acknowledgements

We wish to thank Mark Strikman, Misak Sargsian, Claudio Ciofi degli Atti, and Jan Ryckebusch for helpful discussions. This work was supported by the U. S. Department of Energy Office of Science, Office of Nuclear Physics under Award Numbers DE-FG02-97ER-41014, DE-FG02-94ER40818 and DE-FG02-96ER-40960, the Pazy foundation, and by the Israel Science Foundation (Israel) under Grants Nos. 136/12 and 1334/16.

References

- [1] G. A. Miller, J. E. Spencer, A Survey of Pion Charge-Exchange Reactions with Nuclei, *Annals Phys.* 100 (1976) 562.
- [2] W. C. Haxton, G. J. Stephenson, Double beta Decay, *Prog. Part. Nucl. Phys.* 12 (1984) 409–479.
- [3] M. Kortelainen, O. Civitarese, J. Suhonen, J. Toivanen, Short-range correlations and neutrinoless double beta decay, *Phys. Lett. B* 647 (2007) 128–132.
- [4] M. Kortelainen, J. Suhonen, Improved short-range correlations and $0\nu\beta\beta$ nuclear matrix elements of ^{76}Ge and ^{82}Se , *Phys. Rev. C* 75 (2007) 051303.
- [5] M. Kortelainen, J. Suhonen, Nuclear matrix elements of $0\nu\beta\beta$ decay with improved short-range correlations, *Phys. Rev. C* 76 (2007) 024315.
- [6] J. Menendez, A. Poves, E. Caurier, F. Nowacki, Disassembling the Nuclear Matrix Elements of the Neutrinoless beta beta Decay, *Nucl. Phys. A* 818 (2009) 139–151.
- [7] F. Šimkovic, A. Faessler, H. M  ther, V. Rodin, M. Stauf, $0\nu\beta\beta$ -decay nuclear matrix elements with self-consistent short-range correlations, *Phys. Rev. C* 79 (2009) 055501.
- [8] J. Engel, G. Hagen, Corrections to the neutrinoless double- β -decay operator in the shell model, *Phys. Rev. C* 79 (2009) 064317.
- [9] I. Mardor, Y. Mardor, E. Piasetzky, J. Alster, M. M. Sargsian, Effect of multiple scattering on the measurement of nuclear transparency, *Phys. Rev. C* 46 (1992) 761–767.
- [10] S. Frankel, W. Frati, N. Walet, Extracting nuclear transparency from p-A cross-sections, *Nucl. Phys. A* 580 (1994) 595–613.
- [11] B. Kundu, P. Jain, J. P. Ralston, J. Samuelsson, Hadronic electromagnetic form-factors and color transparency, in: *Perspectives in hadronic physics. Proceedings, 2nd International Conference, Trieste, Italy, May 10-14, 1999*, pp. 87–96.
- [12] B. Kundu, J. Samuelsson, P. Jain, J. P. Ralston, Perturbative color transparency in electroproduction experiments, *Phys. Rev. D* 62 (2000) 113009.
- [13] T. S. H. Lee, G. A. Miller, Color transparency and high-energy (p, 2 p) nuclear reactions, *Phys. Rev. C* 45 (1992) 1863–1870.
- [14] G. Baym, B. Bl  ttel, L. L. Frankfurt, H. Heiselberg, M. Strikman, Correlations and fluctuations in high-energy nuclear collisions, *Phys. Rev. C* 52 (1995) 1604–1617.
- [15] E. G. Adelberger, W. C. Haxton, Parity Violation in the Nucleon-Nucleon Interaction, *Ann. Rev. Nucl. Part. Sci.* 35 (1985) 501–558.
- [16] I. S. Towner, Quenching of spin matrix elements in nuclei, *Phys. Rept.* 155 (1987) 263–377.
- [17] A. Tang, J. W. Watson, J. Aclander, et al., n-p short range correlations from (p,2p + n) measurements, *Phys. Rev. Lett.* 90 (2003) 042301.
- [18] E. Piasetzky, M. Sargsian, L. Frankfurt, M. Strikman, J. W. Watson, Evidence for strong dominance of proton-neutron correlations in nuclei, *Phys. Rev. Lett.* 97 (2006) 162504.
- [19] R. Shneor, P. Monaghan, R. Subedi, et al., Investigation of proton-proton short-range correlations via the $^{12}\text{C}(e, e' pp)$ reaction, *Phys. Rev. Lett.* 99 (2007) 072501.
- [20] R. Subedi, R. Shneor, P. Monaghan, et al., Probing cold dense nuclear matter, *Science* 320 (2008) 1476–1478.
- [21] I. Korover, N. Muangma, O. Hen, et al., Probing the repulsive core of the nucleon-nucleon interaction via the $^4\text{He}(e, e' pn)$ triple-coincidence reaction, *Phys. Rev. Lett.* 113 (2014) 022501.
- [22] O. Hen, M. Sargsian, L. B. Weinstein, et al., Momentum sharing in imbalanced fermi systems, *Science* 346 (2014) 614–617.
- [23] R. Weiss, R. Cruz-Torres, N. Barnea, E. Piasetzky, O. Hen, The nuclear contacts and short range correlations in nuclei (2016) nucl-th/1612.00923.
- [24] R. Weiss, B. Bazak, N. Barnea, Generalized nuclear contacts and momentum distributions, *Phys. Rev. C* 92 (2015) 054311.
- [25] S. Tan, *Ann. Phys.* 323 (2008) 2952–2987.
- [26] R. B. Wiringa, V. G. J. Stoks, R. Schiavilla, An Accurate nucleon-nucleon potential with charge independence breaking, *Phys. Rev. C* 51 (1995) 38–51.
- [27] M. Alvioli, C. Ciofi degli Atti, H. Morita, Proton-neutron and proton-proton correlations in medium-weight nuclei and the role of the tensor force, *Phys. Rev. Lett.* 100 (2008) 162503.
- [28] R. Schiavilla, R. B. Wiringa, S. C. Pieper, J. Carlson, Tensor Forces and the Ground-State Structure of Nuclei, *Phys. Rev. Lett.* 98 (2007) 132501.
- [29] M. M. Sargsian, T. V. Abrahamyan, M. I. Strikman, L. L. Frankfurt, Exclusive electro-disintegration of He-3 at high Q². II. Decay function formalism, *Phys. Rev. C* 71 (2005) 044615.
- [30] S. C. Pieper, R. B. Wiringa, V. R. Pandharipande, Variational calculation of the ground state of O-16, *Phys. Rev. C* 46 (1992) 1741–1756.
- [31] D. Lonardoni, A. Lovato, S. C. Pieper, R. B. Wiringa, Variational calculation of the ground state of closed-shell nuclei up to A = 40 (2017) nucl-th/1705.04337.
- [32] H. De Vries, C. W. De Jager, C. De Vries, Nuclear charge and magnetization density distribution parameters from elastic electron scattering, *Atom. Data Nucl. Data Tabl.* 36 (1987) 495–536.