

# Asymptotically Optimal Resource Block Allocation With Limited Feedback

Ilai Bistriz, *Student Member, IEEE* and Amir Leshem, *Senior Member, IEEE*

## Abstract

Consider a channel allocation problem over a frequency-selective channel. There are  $K$  channels (frequency bands) and  $N$  users such that  $K = bN$  for some positive integer  $b$ . We want to allocate  $b$  channels (or resource blocks) to each user. Due to the nature of the frequency-selective channel, each user considers some channels to be better than others. Allocating each user only good channels will result in better performance than an allocation that ignores the selectivity of the channel. The optimal solution to this resource allocation problem can be computed using the Hungarian algorithm. However, this requires knowledge of the numerical value of all the channel gains, which makes this approach impractical for large networks. We suggest a suboptimal approach, that only requires knowing what the  $M$ -best channels of each user are. We find the minimal value of  $M$  such that there exists an allocation where all the  $b$  channels each user gets are among his  $M$ -best. This leads to feedback of significantly less than one bit per user per channel. For a large class of fading distributions, including Rayleigh, Rician, m-Nakagami and others, this suboptimal approach leads to both an asymptotically (in  $K$ ) optimal sum-rate and an asymptotically optimal minimal rate. Our non-opportunistic approach achieves (asymptotically) full multiuser diversity and optimal fairness, by contrast to all other limited feedback algorithms.

## Index Terms

Resource Allocation, Multiuser Diversity, Channel State Information, Random Bipartite Graphs.

## I. INTRODUCTION

The problem of multiple users accessing a common medium is a central issue in every communication network [1]–[3]. The most common access schemes in practice are orthogonal transmission techniques such as TDMA, FDMA, CDMA and OFDMA [4], [5]. Modern communication networks allocate each user a number of resource blocks, each consisting of several OFDMA subcarriers that need not be adjacent [6].

Ilai Bistriz is with the Faculty of Engineering, Bar-Ilan University, Ramat-Gan, Israel, e-mail: ilaibist@gmail.com.

Amir Leshem is with the Faculty of Engineering, Bar-Ilan University, Ramat-Gan, Israel, e-mail: leshema@biu.ac.il.

This research was supported by the Israel Ministry of Science and Technology under grant 3-13038 and by a joint ISF-NRF research grant number 2277/16.

When using a frequency division technique in a frequency-selective channel, not all channels have the same quality. Furthermore, since different users have different positions, the channel gains of users in a given frequency band are independent. This introduces a resource allocation problem between users and frequency bands (channels). Theoretically, if the exact knowledge of all these channel gains were available, an optimal solution for this resource allocation could be computed. The performance gain that can be achieved by solving this problem over a frequency allocation that ignores the channel gains is known as multiuser diversity [7].

In FDD systems, the base station can only have knowledge of the channel gain of each user if all users transmit this information directly. In TDD systems, the base station can estimate the channel gain of a given user from the reciprocity of the channel. However, the base station must estimate the channel gains in all frequencies, not just the currently used ones, so a wideband transmission is required from each user. These transmissions need to be coordinated between users so that they will not collide. Moreover, although the channels are indeed reciprocal, the RF circuits are not, which calls for a calibration process [8].

As networks grow and bandwidth expands, the number of channels increases significantly. This is typical of OFDMA systems that tend to have a large number of subcarriers. For example, in LTE [6] there are from 128 to 2048 subcarriers in the downlink for each user. This implies that reporting the channel state information (CSI) to the base station (BS) inflicts a large communication overhead that makes such a scheme infeasible.

This paper deals with a channel allocation task with  $K$  channels where  $N$  users simultaneously demand  $b$  channels for each. This occurs when users are backlogged; i.e., always have packets to transmit. This represents a non-opportunistic approach where the base station waits for a queue of  $N$  users to form and only then computes a good allocation for all the users in the queue. When users leave the network and others replace them, the allocation is updated accordingly.

We propose a novel limited feedback scheme that significantly reduces feedback overhead compared to state of the art techniques [9]–[11]. The proposed technique provides a provably both asymptotically optimal sum-rate **and** max-min fairness (which none of the current methods provide). The proof applies to a wide range of fading distributions that includes Rayleigh, Rician and m-Nakagami. Our technique uses  $\sim 0.85$  bits per channel per user as of for  $K = N = 20$ , and  $\sim 0.52$  bits per user per channel for  $K = 512$  and  $N = 128$ .

In our approach, users only need to feed back the indices of their  $M$ -best channels, and not their numerical values. If  $M$  is large enough, there is a high probability of an allocation of users to channels where each user gets  $b$  channels, all of which are from his  $M$ -best channels. We prove that for  $M \geq (b + 1)(1 + \varepsilon) \ln K$ , for  $\varepsilon > 0$ , this probability approaches one as  $K \rightarrow \infty$ . While our approach is asymptotic, the probability that such a perfect matching allocation exists exceeds 99.99% for  $K = 128$  channels and  $N = 10$  users.

Figure 1 presents a toy example of our system with  $N = K = 4$ . Each user transmits the indices of his  $M$  best

channels to the base station. The base station constructs a preferences matrix, computes a perfect matching in the resulting bipartite graph and transmits back the allocated channel to each user.

The existence of a perfect matching allocation relies on the theory of random bipartite graphs. We define a novel random bipartite graph where each user is represented by  $b$  vertices (“agents”) in the graph, all of which are connected to the  $M$ -best channels of this user on the other side of the graph. We prove that this bipartite graph has a perfect matching, with high probability. Due to its dependent edges, our random bipartite graph is not an Erdős–Rényi graph. Consequently, proving the existence of a perfect matching requires revisiting the original proof. Our proof is in the spirit of the original result by Erdős and Rényi for random bipartite graphs [12]. A generalization of our results to the case of unequal numbers of channels between users can be achieved using the same techniques. It is omitted due to the complicated formalism. However, we present simulations that indicate that our results are also valid in this case.

Throughout this paper, we use the term “channel”. This may represent several united subcarriers in the case where the coherence bandwidth is large and they are highly correlated (e.g., a resource block). In other words, a “channel” is a designed unit that should optimally be the smallest independent resource block in terms of the statistics of the corresponding channel gain.

#### A. Related Work

There is extensive literature on OFDMA resource allocation (see the surveys in [13], [14] and the references therein). These allocations deal with the subcarrier assignment and the power allocation over these subcarriers. The state of the art algorithms achieve a close to optimal sum-rate with reduced computational complexity compared to the optimal solution. In many studies, it has been shown that an equal power allocation between the subcarriers of each user achieves very close to optimal performance [15]–[20]. Hence, the problem of subcarrier allocation appears to be much more significant than that of power allocation. However, all these approaches assume that users estimate their CSI perfectly and feed all of it back to the BS. While this assumption may be reasonable for small networks, it is highly infeasible for large networks with a large number of subcarriers, such as LTE [6].

In order to overcome the need for the whole CSI to exploit the selectivity of the channel, many works have suggested suboptimal schemes with limited feedback. For an excellent overview of limited feedback systems, see [21]. The state of the art algorithms consider an opportunistic scheduling approach, where each available channel is assigned to a user with a high instantaneous channel gain [9]–[11], [22].

In [9]–[11] each user transmits one bit per channel to indicate if the corresponding channel gain exceeds a threshold, while in [22] each user transmits the highest-rate modulation scheme he can support out of a discrete set of schemes (which requires more than one bit per channel). In [23], [24], channels are grouped together into clusters

and only the information about the quality of each cluster is transmitted by the user. This grouping approach limits the amount of multiuser diversity that can be achieved, so that the reduced feedback has a performance cost. This cost is avoided if the grouped subcarriers are highly correlated, but in this case the multiuser diversity is smaller. We argue that for highly correlated channels, using grouping cannot be considered a real feedback reduction, since assigning two bits to two highly correlated subcarriers is a waste of feedback to begin with. In this work we use the term “channel” to refer to the smallest group of uncorrelated subchannels, which can be considered a kind of grouping.

In [25], the grouping and thresholding approaches were combined to achieve a feedback of less than one bit per user per channel, which leads to a compromise of suboptimal performance (even asymptotically). In [26], the  $M$ -best channels approach was used for opportunistic scheduling. Users are arranged in a queue, and each of them transmits the indices his  $M$ -best channels to the BS. The BS sequentially assigns each user the best channel from these  $M$  channels if it is available, and a random channel if none of them are.

All these approaches are opportunistic in nature and as such suffer from an inherent unfairness. Some of the methods have suggested obtaining some degree of fairness by designing the scheduler [9]–[11], [24], at the cost of a reduced sum-rate. In order to get a comparable sum-rate with a proportional fairness scheduler, each user needs to wait until he is chosen as the “opportunistic user”. Therefore, fairness can only be maintained by introducing very large delays for users, which is far from being desirable or practical.

The rationale behind the opportunistic approach is to exploit the multiuser diversity. By contrast, here we argue that this widespread approach is too conservative and that achieving multiuser diversity should not come at the expense of fairness. We argue that fairness is undermined because all these approaches schedule a user for each channel separately. Somewhat surprisingly, when analyzing all the channels together, each user is very likely to be “an opportunistic choice” for some channel. This calls for a more sophisticated mathematical analysis of the random matchings between users and channels as we employ in this paper, in contrast to the simplistic arguments dealing with one user at a time.

In contrast to [10], [11], [25], [26], our work is not limited to the case of Rayleigh-fading channels, but applies to a much broader class of exponentially-dominated tail distributions. Besides Rayleigh fading, this class includes Rician,  $m$ -Nakagami and others.

Another disadvantage of the thresholding approach is that it requires the BS or the users to know the fading distribution to compute the optimal threshold. Our  $M$ -best channels approach does not require any knowledge or model of the fading distribution on the part of the users or the BS.

In [27]–[29], a distributed channel allocation for Ad-Hoc networks was introduced, based on a carrier-sensing multiple access (CSMA) scheme and a thresholding approach for the channel gains. Although considering a different

scenario, the analysis in [27]–[29] also used a random bipartite graph, albeit a very simplified one. The random bipartite graph in [27]–[29] was an Erdős–Rényi graph (i.e., existence of edges is independent), for which perfect matching existence results are well known [12]. There are no perfect matching existence results that can be employed for our graph, so a novel analysis is required. Our random bipartite graph differs from an Erdős–Rényi graph in two key ways. First, we use the  $M$ -best channels approach instead of the thresholding approach. This means that each user node is connected to exactly  $M$  channel nodes, and not only in average. Second, we allow for an allocation of  $b > 1$  channels for each user, which leads to  $b$  identical vertices. These two characteristics mean that the edges in our random bipartite graph are not independent. Moreover, the analysis in [27]–[29] was limited to bounded channel gains and only proved the asymptotic optimality of the expected sum-rate. In contrast, we prove asymptotic optimality for the random sum-rate in probability. More importantly, we prove asymptotic optimality for the random minimal rate in probability.

Nevertheless, the work in [27]–[29] does provide us with a particularly useful algorithm. In [27], an efficient method to compute a perfect matching for every given bipartite graph was introduced. It requires a time complexity of  $O(K \log_2^2 K)$  instead of  $O(K^3)$  for the Hungarian algorithm [30]. Since this computation has to be done repeatedly in the network, this major saving in computation time can make our scheme practical in cases where the Hungarian algorithm is not.

The existence of perfect matching allocations is closely related to the pure Nash equilibrium (NE) of interference games. In our previous work [31] we designed a game where all pure NE are an almost (or an exact) perfect matching between users and channels. We assumed that each user was allocated a single channel. The results of this paper can be exploited to generalize our previous results to the case of  $b > 1$  channels per user.

## B. Outline

The remainder of this paper is organized as follows. In Section II we formulate our channel allocation problem and define the user-channel bipartite graph. In Section III we prove that as  $K \rightarrow \infty$ , the probability that a perfect matching exists in the user-channel graph approaches one for  $M \geq (b + 1)(1 + \varepsilon) \ln K$  (Theorem 3) and that it cannot approach one for smaller  $M$  (Lemma 4). ***This perfect matching is an allocation where each user gets  $b$  of his  $M$ -best channels.*** In Section IV we suggest an efficient algorithm for the BS to compute this perfect matching. In Section V we prove that a perfect matching allocation asymptotically attains ***both an optimal sum-rate and max-min fairness*** (Theorem 7). Section VI provides simulation results that support our analytical findings, compares our algorithm to state of the art algorithms and shows that our results hold for a more general model. Finally, Section VII concludes the paper.

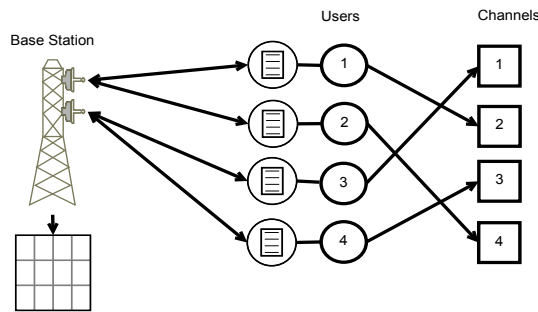


Fig. 1. The System

## II. PROBLEM FORMULATION

In our model, there are  $N$  users that are served by a BS that has  $K$  channels for allocation. This can either be the downlink or the uplink. Figure 1 depicts a toy example of our system with  $K = N = 4$ . We assume that  $K = bN$  for some positive integer  $b$  and that each user is allocated  $b$  channels. The parameter  $b$ , which we treat as given, can be optimized beforehand. A generalization of our analysis to a different number of channels per user is possible using a more cumbersome proof. We later demonstrate in simulations that our scheme works just as well in this case. Our assumptions on the channel gains are summarized as follows:

### Channel Gains Assumptions

- 1) For each user  $n$ , the channel gains  $g_{n,1}, \dots, g_{n,K}$  are  $K$  i.i.d random variables. Channel gains of different users are independent. This is a widespread assumption in the channel allocation literature [11], [25], [26]. However, in contrast to [10], [11], [25], [26], we do not assume Rayleigh fading or that the channel gains of different users are identically distributed.
- 2) Each user can perfectly measure each of his  $K$  channel gains. This widespread assumption [10], [11], [23]–[26] is necessary so that each user can evaluate his  $M$ -best channels. In modern devices, multichannel sensing has become common practice that can be easily achieved by a beacon sent from the base station or other standard estimation techniques. Our approach does not require users to transmit this entire information to the base station.
- 3) Channel gains are quasi-static, such that the coherence time is larger than the time it requires to feed back the partial CSI (i.e., block-fading). This is also a very common assumption [9]–[11], [22], [23], [25], [26], since the multiuser diversity can only be exploited only in scenarios where this assumption holds.

We assume that the transmission power is the same in each channel, so no water-filling technique is used. This assumption is later justified both analytically and in simulations that show that the water-filling gain is negligible

in our model for all practical SNR values. This has been verified for many similar scenarios [15]–[20].

An allocation  $a$  is a mapping from a user index to his set of allocated channels. Denote by  $A_n$  the set of allocated channels of user  $n$  in allocation  $a$ . We want to solve the following combinatorial optimization problem

$$\begin{aligned} \max_a \quad & \sum_{n=1}^N R_n(A_n) \\ \text{s.t.} \quad & \\ & A_n \cap A_m = \emptyset \quad \forall n, m, n \neq m, \quad |A_n| = b, \forall n \end{aligned} \quad (1)$$

where the first constraint means that each channel is allocated to a single user (orthogonal transmission) and the second constraint states that each user is allocated exactly  $b$  channels.

The achievable rates of the users in bits per channel use,  $\{R_n\}$ , are defined as

$$R_n(A_n) = \sum_{k \in A_n} \log_2 \left( 1 + \frac{g_{n,k}^2 P_n}{N_0} \right) \quad (2)$$

where  $P_n$  is the transmission power of user  $n$  and  $N_0$  is the variance of the Gaussian noise in his receiver.

For the remainder of this paper, we think of each user as having  $b$  agents, each of whom is allocated a single channel. This allows us to introduce the following reduction for the problem

$$\max_{\pi} \sum_{i=1}^{bN} R_i(\{\pi(i)\}) \quad (3)$$

where  $\pi$  is a permutation of the agent indices. This is a combinatorial optimization problem with  $(bN)!$  possible solutions. Somewhat surprisingly, this problem can be solved with complexity  $O(b^3 N^3)$  using a method that is known as the Hungarian algorithm [30]. Beside computing the optimal solution of (3) for benchmark purposes, the Hungarian algorithm provides us the basis for our proof strategy for the existence of a perfect matching (PM).

Our approach is that each user transmits only the indices of his  $M$ -best channels, without their numerical value. The information available at the BS using this limited feedback can be summarized using a bipartite graph defined as follows.

**Definition 1.** A user-channel graph  $\Gamma$  is a balanced bipartite graph consisting of a user nodes set  $\mathfrak{N}$  and a channel nodes set  $\mathcal{K}$ . Every user  $n \in \mathcal{N}$  has  $b$  user nodes (“agents”) and every channel has a single channel node. An edge is connected between  $n_i \in \mathfrak{N}$  and  $k \in \mathcal{K}$  if and only if channel  $k$  is one of the  $M$ -best channels for user  $n$ . A PM allocation corresponds to a PM in this graph.

From the perspective of the theory of random bipartite graphs, our graph is not typical. Each left side node has exactly  $M$  edges whereas each right side node may have any degree. Additionally, groups of  $b$  consecutive left side edges are connected to the exact same right side edges. In particular, this means that edge existence is not independent and that the graph is not an Erdős–Rényi graph. This is why a novel proof for the existence of a

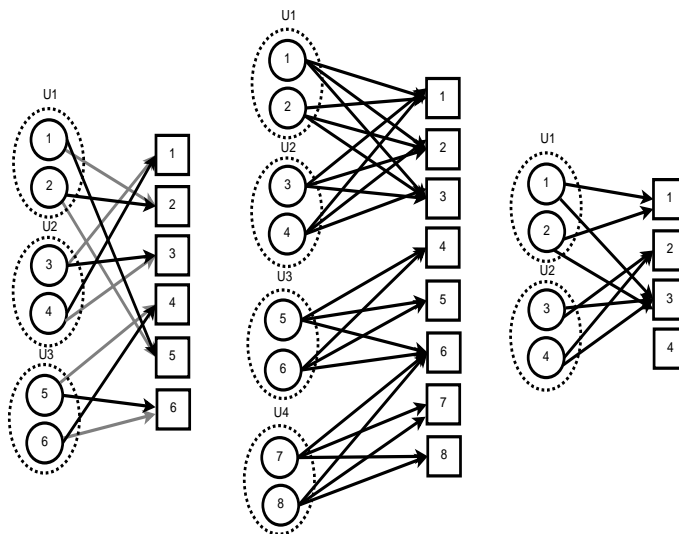


Fig. 2. User-channel graphs

PM is needed.

Examples of user-channel graphs can be seen in Figure 2. In the left graph  $N = 3$  and  $b = 2$ . A PM exists that consists of the grey edges. In the right most graph  $N = 2$  and  $b = 2$ . No user is connected to channel 4 so no PM can exist. In the central graph,  $N = 8$  and  $b = 2$ . Although each channel is connected to at least two user nodes, a PM does not exist. No matter which two channels are allocated to nodes 1 and 2, nodes 3 and 4 will be left with only one desired channel for both of them.

The following example shows that the Hungarian Algorithm (or any other sum-rate maximization approach) does not provide a fairness guarantee for the users, whereas our algorithm does.

**Example 2.** Consider the following  $K \times K$  rates matrix for the case of  $b = 1$ , where  $u_{n,k}$  is the rate of user  $n$  in channel  $k$ . Let  $\delta > 0$ .

$$U = \begin{pmatrix} \delta & 1 & 1 & \cdots & 1 \\ 1 & 2 & 1 & \cdots & 1 \\ \delta & 1 & 1 & \cdots & 1 \\ \vdots & \vdots & \vdots & \ddots & \vdots \\ \delta & 1 & 1 & \cdots & 1 \end{pmatrix}$$

For this case, the Hungarian algorithm assigns channel  $k$  to user  $k$  for each  $k$ , resulting in a sum-rate of  $K + \delta$  and a minimal rate of  $\delta$ . Our PM approach assigns each user one of his  $M$  best-channels. If  $2 \leq M \leq K - 1$ , our algorithm results in a sum-rate of  $K$  and a minimal rate of 1. For a small enough  $\delta$ , we obtain only a slight reduction in the sum-rate while having a dramatically better minimal rate.



### III. ASYMPTOTIC EXISTENCE OF PM ALLOCATIONS

In this section, our goal is to show that a PM allocation, where each user only gets  $M$ -best channels, exists. There is a natural trade-off for the parameter  $M$ . A large value of  $M$  increases the probability that a PM allocation exists at the cost of reduced performance, since the  $M$ -best channel gets worse as  $M$  increases. Hence, it is important to identify the smallest value of  $M$  for which a PM exists.

The main theorem of this paper is stated as follows:

**Theorem 3** (Main Theorem). *Let  $K = bN$  for a positive integer  $b$ . Let  $E_K$  be the event that a PM, where each user gets  $b$  channels that are among his  $M$ -best, does not exist. If  $M \geq (b + 1)(1 + \varepsilon) \ln K$  for some  $\varepsilon > 0$  then, for large enough  $K$ ,*

$$\Pr(E_K) \leq \frac{1}{K^{\varepsilon + \frac{\varepsilon+1}{b}}} + \frac{\pi\sqrt{b}e^3}{12} \frac{1}{K^{\frac{3}{2}\varepsilon + \frac{3\varepsilon+1}{b}}} \quad (4)$$

*Thus, a PM exists with a probability that approaches one as  $K \rightarrow \infty$ . Furthermore, if  $\varepsilon \geq 1$ , then the indicator of  $E_K$  converges to zero almost surely.*

*Proof:* See Appendix A. ■

The implication of the above theorem is that the feedback requirement of our algorithm is  $\frac{1}{K} \log_2 \binom{K}{M}$  bits per user per channel. For  $M = (b + 1)(1 + \varepsilon) \ln K$ , this is  $O\left(\frac{\log_2^2 K}{K}\right)$ , instead of a quantization of  $q$  bits per user per channel which an approach that requires the whole  $NK$  channel gains needs. Additionally, already for  $N = K = 20$  and  $M = 9$  ( $\varepsilon = 0.5$ ), we require  $\sim 0.85$  bits per user per channel, which is less than the one bit per user per channel required by all thresholding approaches (such as in [9]–[11]). For these values, more than 99% of the channel realizations have a PM. For  $N = 64$ ,  $b = 4$ ,  $K = 256$  and  $M = 56$  ( $\varepsilon = 1$ ) our method requires  $\sim 0.75$  bits per user per channel and more than 99.9% of the channel realizations have a PM. For  $N = 128$ ,  $b = 4$  and  $K = 512$  and  $M = 63$  ( $\varepsilon = 1$ ) we require  $\sim 0.52$  bits per user per channel and more than 99.99% of the channel realizations have a PM.

For a PM to exist, every channel should be one of the  $M$ -best channels for at least one user. The following lemma shows that for this to occur,  $M$  must grow with respect to  $K$  (faster than  $b \ln K$ ) and that  $M = b(1 + \varepsilon) \ln K$  is enough for that purpose. Note that the feedback communication overhead also decreases with  $M$ , which further justifies using the smallest  $M$  such that a PM is still likely to exist.

**Lemma 4.** *Let  $K = bN$  for a positive integer  $b$ . Let  $M > 0$ . Denote by  $E$  the event in which there is a channel which is not one of the  $M$ -best channels for any user.*

- 1) *If  $M \leq b \ln K$  then  $\lim_{K \rightarrow \infty} \Pr(E) \geq \frac{1}{2}$ .*
- 2) *If  $M \geq b(1 + \varepsilon) \ln K$  and  $\varepsilon > 0$  then  $\lim_{K \rightarrow \infty} \Pr(E) = 0$ .*

*Proof:* See Appendix A. ■

#### IV. ASYMPTOTIC OPTIMALITY OF PM ALLOCATIONS

In the previous section we showed that  $M = (b + 1)(1 + \varepsilon) \ln K$ , for some  $\varepsilon > 0$ , is enough to guarantee that a PM allocation exists. In this section we show how good this PM allocation actually is. This has to do with the extent to which the  $M$ -best channel of each user is worse than his best channel. This definitely depends on the distribution of the channel gains. Luckily, all of the fading distributions used in practice tend to belong to the following class:

**Definition 5** (Exponentially-Dominated Tail Distribution). Let  $X$  be a random variable with a CDF  $F_X$ . We say that  $X$  has an exponentially-dominated tail distribution if there exist  $\alpha > 0, \beta \in \mathbb{R}, \lambda > 0, \gamma > 0$  such that

$$\lim_{x \rightarrow \infty} \frac{1 - F_X(x)}{\alpha x^\beta e^{-\lambda x^\gamma}} = 1 \quad (5)$$

The following simple proposition validates that the Rayleigh,  $m$ -Nakagami, Rice and Normal distributions have an exponentially-dominated tail.

**Proposition 6.** *The Rayleigh,  $m$ -Nakagami, Rice and Normal distributions are exponentially-dominated tail distributions.*

*Proof:* See Appendix A. ■

The following theorem establishes the asymptotic optimality of a PM allocation for exponentially-dominated tail fading distributions. This optimality is both in the sum-rate and in the minimal rate senses.

**Theorem 7** (Sum Rate and Fairness Optimality Theorem). *Let the channel gains be the i.i.d. variables  $g_{n,1}, \dots, g_{n,K}$ , for each  $n$ . If, for each  $n$  and  $k$ ,  $g_{n,k}$  has an exponentially-dominated tail and  $M = (b + 1)(1 + \varepsilon) \ln K$  for some  $\varepsilon > 0$ , then the ratio of the sum-rate of the worst PM allocation to the sum-rate of the optimal allocation converges to one in probability; i.e.,*

$$\text{plim}_{K \rightarrow \infty} \frac{\min_{\mathbf{a} \in \mathcal{P}} \sum_{n=1}^N R_n(\mathbf{a}_n)}{\max_{\mathbf{a} \in \mathcal{A}} \sum_{n=1}^N R_n(\mathbf{a}_n)} = 1 \quad (6)$$

where  $\mathcal{P}$  is the set of PMs in the user-channel graph,  $\mathcal{A}$  is the set of all possible allocations of channels to users, and  $\text{plim}$  denotes convergence in probability. Furthermore, the ratio of the minimal rate in the worst PM to the maximal rate in the optimal allocation also converges to one in probability; i.e.,

$$\text{plim}_{K \rightarrow \infty} \frac{\min_{\mathbf{a} \in \mathcal{P}} \min_n R_n(\mathbf{a}_n)}{\max_{\mathbf{a} \in \mathcal{A}} \max_n R_n(\mathbf{a}_n)} = 1. \quad (7)$$

*Proof:* Denote by  $g_{n,(i)}$  the  $i$ -th smallest channel gain among  $g_{n,1}, \dots, g_{n,K}$ . We have

$$\frac{\min_{\mathbf{a} \in \mathcal{P}} \sum_{n=1}^N R_n(\mathbf{a}_n)}{\max_{\mathbf{a}} \sum_{n=1}^N R_n(\mathbf{a}_n)} \geq \frac{b \sum_{n=1}^N \log_2 \left( 1 + \frac{g_{n,(K-M+1)}^2 P_n}{N_0} \right)}{b \sum_{n=1}^N \log_2 \left( 1 + \frac{g_{n,(K)}^2 P_n}{N_0} \right)} \geq \frac{\min_n \log_2 \left( 1 + \frac{g_{n,(K-M+1)}^2 P_n}{N_0} \right)}{\max_n \log_2 \left( 1 + \frac{g_{n,(K)}^2 P_n}{N_0} \right)} \quad (8)$$

In Theorem V.5 in [32] we proved that the last term in (8) converges to one in probability as  $K \rightarrow \infty$ , provided that  $g_{n,1}, \dots, g_{n,K}$  have an exponentially-dominated tail. ■

Note that Theorem 7 has a stronger argument than simply asymptotic optimality of the sum-rate and the minimal rate. Observe that the denominator in (7) consists of the best rate a user can receive in any allocation, even an allocation that only favors him. This rate is achieved when user  $n$  is allocated his best  $b$  channels from out of the entire  $K$  channels. Hence, we conclude that even the user with the minimal rate, in all possible PM allocations, achieves asymptotically full multiuser diversity.

The max-min fairness of (7) also holds for agents, which leads to the following corollary.

**Corollary 8.** *Let  $K = bN$  for a positive integer  $b$ . The ratio between the rate achieved by water-filling to that of an equal power allocation converges in probability to one as  $K \rightarrow \infty$ .*

*Proof:* Denote by  $\{P_{n,k}^*\}$  the set of optimal transmission powers given for the channel gains  $\{g_{n,k}\}$ . We have

$$\frac{\sum_{k \in A_n} \log_2 \left( 1 + \frac{g_{n,k}^2 P_n}{N_0} \right)}{\sum_{k \in A_n} \log_2 \left( 1 + \frac{g_{n,k}^2 P_{n,k}^*}{N_0} \right)} \stackrel{(a)}{\geq} \frac{\sum_{k \in A_n} \log_2 \left( 1 + \frac{g_{n,(K-M+1)}^2 P_n}{N_0} \right)}{\sum_{k \in A_n} \log_2 \left( 1 + \frac{g_{n,(K)}^2 P_n}{N_0} \right)} \geq \frac{\min_n \log_2 \left( 1 + \frac{g_{n,(K-M+1)}^2 P_n}{N_0} \right)}{\max_n \log_2 \left( 1 + \frac{g_{n,(K)}^2 P_n}{N_0} \right)} \quad (9)$$

If the channel gains are increased from  $g_{n,k}$  to  $g_{n,(K)}$  for each  $k$  and the transmission powers are kept as  $P_{n,k}^*$  for each  $k$ , then the sum-rate obviously increases. If for the increased channel gains the optimal power allocation is used instead of  $\{P_{n,k}^*\}$ , the sum-rate will further increase. The optimal power allocation for  $K$  identical channel gains of  $g_{n,(K)}$  is an equal power allocation. These arguments yield inequality (a), together with the fact that in a PM allocation with parameter  $M$  we have  $g_{n,k}^2 \geq g_{n,(K-M+1)}^2$  for each  $k$ . ■

## V. COMPUTATION OF A PM ALLOCATION

Given the feedbacked information, the base station can construct the user-channel bipartite graph. Then, a PM allocation can be computed by finding a PM in this graph. This can be done efficiently by using the simplified auction algorithm [27], [29]. The expected time complexity of this algorithm is  $O\left(\frac{K \log^2(K)}{\log(pK)}\right)$  for an Erdős-Rényi bipartite random graph with edge probability  $p$ , and can be improved to  $O\left(\frac{K \log^2(K)}{\log(\log(K))}\right)$  by reducing the density of the graph. A factor of  $O(\log(K))$  comes from the computations in each iteration of the algorithm. However, in contrast to the case in [27], [29], our random bipartite graph is not an Erdős-Rényi graph. We show in simulations that the actual time complexity is even slightly better.

---

**Algorithm 1** The simplified auction algorithm
 

---

**Initialization** -  $h_k = 0, \forall k \in \mathcal{K}$  and set the matching to be empty  $\mathcal{M} = \emptyset$ .

- 1) **While**  $|\mathcal{M}| < K$  **do**
    - a) Choose an unassigned agent  $i$ .
    - b) Assign agent  $i$  the channel with the minimal  $h_k$  he is connected to, denoted  $e_{\min}$ .
    - c) Add the edge  $e_{\min}$  to  $\mathcal{M}$ .
    - d) Delete from  $\mathcal{M}$  any previous edge connected to  $e_{\min}$ .
    - e)  $h_k = h_k + 1$ .
- 

## VI. SIMULATION RESULTS

In this section, we demonstrate our analytical results using numerical simulations. We also validate the fact that our findings hold in a broader model that includes correlated channels and an allocation of unequal numbers of channels to users. All the rates are measured in bits per second, assuming that the bandwidth of a channel is 15kHz (as in LTE [33]). We used a Rayleigh fading network; i.e.,  $\{g_{n,k}\}$  are Rayleigh distributed and  $\{g_{n,k}^2\}$  are exponentially distributed. In each experiment, we ran 100 random realizations of the channel gains. Unless otherwise states, the transmission powers were chosen such that the mean SNR for each link was 20dB. We used the Hungarian algorithm to compute the optimal sum-rate solution.

### A. Uncorrelated Channels

In this subsection, the channel gains were uncorrelated with parameter  $\lambda = 1$  for all exponential variables. We used the parameter  $M = \lceil 1.5(b+1)\ln(K) \rceil$  and ran the simulations for  $N = 10, 25, 50, 75, 100$ . We found that for every realization a PM existed. This implies that our asymptotic results are valid for as low as  $N = 10$ .

In Figure 3, the mean and minimal rates are presented as a function of  $N$  for uncorrelated channels. We used  $b = 4$ . It is evident that the performance of the PM allocation was close to the performance of the optimal allocation. As anticipated by our results, it improved with  $N$ . We can also see that the minimal rate of the optimal allocation was good, which was to be expected. The chance of a single user getting  $b = 4$  bad channels is smaller than in the case of  $b = 1$ . The random allocation rates, which can be thought of as the result of an allocation that ignores the CSI, were far behind. This effect is crucial especially for the minimal rate. In [11], the base station assigns each channel to one of the users that exceeded a certain threshold (possibly with defined priorities between users). In order to make the algorithm competitive in the minimal rate sense as well, each time multiple users exceeded the threshold, we allocated the channel to the user with the minimal number of channels thus far. We used  $b = 4$ , so  $K = 4N$ . Our mean rate is slightly better than that of [11] for all  $N \geq 20$ . The minimal rate of [11] is much lower ( $\sim 78\%$  of our minimal rate), and does not increase with  $N$  while our minimal rate does. Last but not least, we require  $\frac{1}{K} \log_2 \binom{K}{M}$  bits per user channel (0.81 for  $N = 10$  and 0.52 for  $N = 200$ ), while [11] always

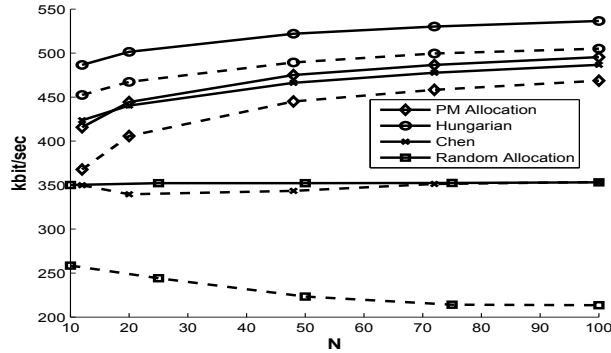


Fig. 3. Achievable rates as a function of  $N$  for uncorrelated channels. Solid lines represent the mean rates and dashed lines the minimal rates.

requires one bit per user per channel (exceeded the threshold or not). Hence, our algorithm outperforms [11] both in terms of performance and feedback communication overhead.

In Figure 4, we compare our algorithm also to that of [26], which has two versions. This algorithm assigns a single channel to each user, so we had choose  $b = 1$ . We used the same  $M = \lceil 3 \ln(K) \rceil$  for our algorithm and that of [26]. The mean rate of the set-best version is very similar to ours, with exactly the same feedback communication overhead. The mean-rate in the ordered-best version is a little better than our mean-rate, but has a significant feedback cost. For  $N = K = 20$ , the ordered-best requires  $\sim 2.25$  bits per user per channel, while the set-best (and our approach) requires  $\sim 0.87$  bits per user per channel. For  $N = K = 100$ , the ordered-best requires  $\sim 0.98$  bits per user per channel, while the set-best and our approach require  $\sim 0.55$  bit per user per channel. However, our major anticipated advantage is in the minimal rate. The minimal rate of [26] is very close in both versions and is only about  $\sim 70\%$  of our minimal rate, and decreases with  $N$  while our minimal rate increases. The minimal rate of [11] converges to zero, since for  $N = K$ , the probability that some users will not be allocated a channel is high.

To show the tightness of our selected  $M$  we now demonstrate the threshold phenomena for the existence of a PM. We reduced  $M$  to  $M = \lceil b \ln(K) \rceil$  instead of  $M = \lceil 1.5(b+1) \ln(K) \rceil$ . The probability of a PM decreased sharply to about 0.5 even for 100 users. The probabilities of existence of a PM are presented in Table I. This demonstrates the sharp transition in Lemma 4.

In Figure 5, we present the rates as a function of  $b$  for  $N = 30$ . All the rates increased almost linearly with  $b$ , and the ratio of the rates of a PM allocation to the optimal allocation rates remained almost constant for all  $b$ . This implies that the results of Figure 3 are similar for each  $b$  value.

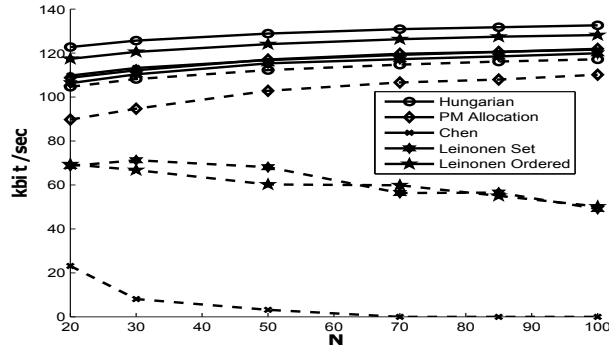


Fig. 4. Achievable rates as a function of  $N$  compared to Leinonen's Algorithm, Chen's Algorithm and the Hungarian Algorithm. Solid lines represent the mean rates and dashed lines the minimal rates.

TABLE I  
EXISTENCE OF PM ALLOCATIONS AS A FUNCTION OF  $N$  FOR  $M = \lceil b \ln(K) \rceil$ .

$N$	10	25	50	75	100
$\Pr(E^*)$	0.56	0.45	0.64	0.59	0.52

### B. Correlated Channels

In this subsection, we used correlated resource blocks as the channels, each consisting of 12 subcarriers. The rates are normalized per subcarrier. We used the Extended Pedestrian A model (EPA, see [33]) for the excess tap delay and the relative power of each tap. In this model, the channel gains of different users are not identically distributed, which is the practical scenario. We used  $N = 32, 64, 96, 128$ .

Figure 6 shows the mean and minimal rates as a function of  $N$  averaged over 100 realizations and with  $b = 4$ . The essential difference with correlated channels is that the diversity decreases; namely, adjacent channels are likely to be good or bad together. This makes the multiuser diversity gain lower and as a result the rates are lower, and look like the rates of the uncorrelated fading for smaller values of  $N$ . Additionally, this reduced diversity lead us to choose  $M = \lceil 2(b+1) \ln(K) \rceil$ , since a higher  $M$  is needed for a PM to exist in the correlated user-channel graph. Indeed, we always found PMs for this choice of  $M$ . However, a larger  $M$  makes the PM allocation rates lower. Nevertheless, these rates are still close to the optimal rates and get closer as  $N$  increases. Given these experimental results, we conjecture that our analytical results can be extended to the case of correlated channels

In Figure 7, we present the rates for correlated resource blocks the with  $b = 1$ . Note that both [26] and [11] assumed uncorrelated channels and identically distributed channel gains. In a thresholding approach, a different threshold can be used for each user, compromising mean-rate for fairness. However, since the minimal rate of [11] converges to zero anyway, we chose the threshold in order to optimize the mean-rate. As shown, the results are similar those of Figure 3, and the feedback overhead comparison is of course the same. The main difference is that the minimal rate of all methods is lower. This does not represent a degradation for any of the algorithms, since

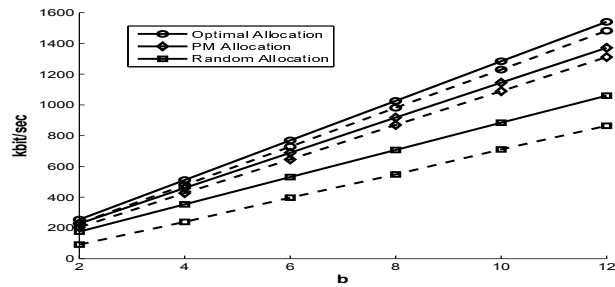


Fig. 5. Achievable rates as a function of  $b$  for  $N = 20$ . Solid lines are used for the mean rates and dashed lines for the minimal rates.

with non-identically distributed channel gains, the minimal rate user is the user with the worst global conditions. In our method, the minimal rate is still significantly better than those of [26] and [11], since this minimal rate user got one of his best channels (even though all of them were relatively bad).

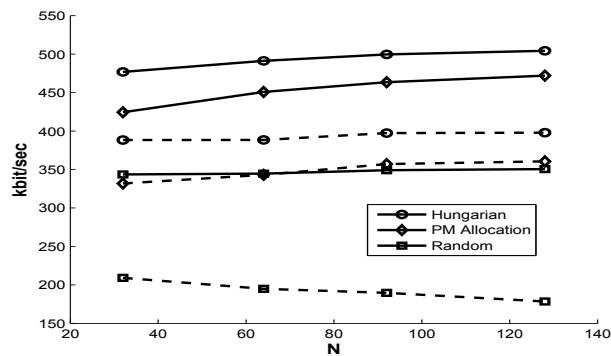


Fig. 6. Achievable rates as a function of  $N$  for correlated channels. Solid lines represent the mean rates and dashed lines the minimal rates.

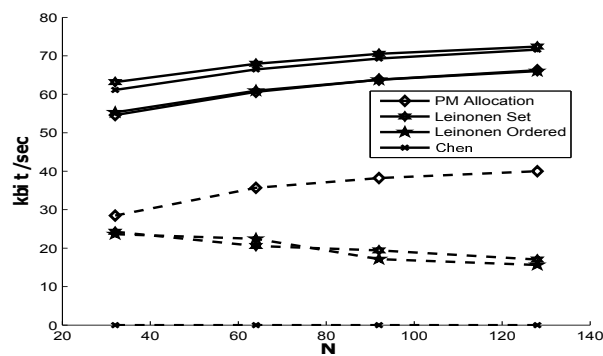


Fig. 7. Achievable rates as a function of  $N$  for correlated channels, compared to state of the art algorithms. Solid lines represent the mean rates and dashed lines the minimal rates.

### C. Unequal Channel Allocation

In this subsection, we allocated users a different number of channels, by dividing them into four classes. Specifically,  $\frac{N}{4}$  of the users were allocated a single channel,  $\frac{N}{4}$  two channels,  $\frac{N}{4}$  three channels and  $\frac{N}{4}$  four channels.

We used  $M_i = \lceil 3.75 \ln(K) \rceil$  for all users, which amounts to using the average  $b$  in  $M = \lceil 1.5(b+1) \ln(K) \rceil$ . Such a differentiation might occur if different users require a different quality of service (QoS). We simulated 100 realizations for each value from  $N = 12, 20, 48, 72, 100$ . PMs still existed in all realizations. We ran another 100 realizations with correlated resource blocks, in the same manner as in Figure 6 and used  $M = \lceil 5 \ln(K) \rceil$  for all users. Figure 8 shows the empirical CDFs of the rates for the four classes, for uncorrelated channels and correlated resource blocks, with  $N = 100$  and  $N = 128$ . Note that the PM allocation rates are quite concentrated and most of the users get similar rates. These rates are always better than those of a random allocation, and close the optimal allocation rates. These results confirm our belief that our analysis can be generalized to the case of an unequal allocation, which is further supported by our proof itself.

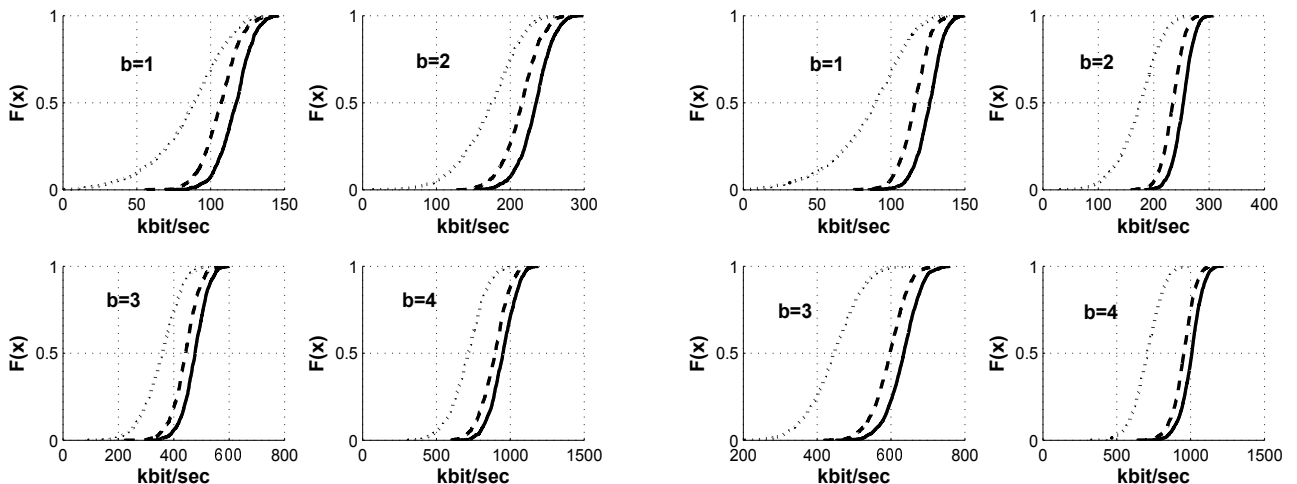


Fig. 8. Empirical CDFs of the rates for different classes of users with  $N = 100$ , for uncorrelated channels (left) and correlated resource blocks (right). Solid lines are used for optimal rates, dashed lines for the PM allocation rates and dotted lines for the random allocation rates.

#### D. Water-Filling Gain

In all the above results, water-filling over the  $b$  channels of each user had a negligible gain in terms of kbps. To be exact, it never improved any of the rates by more than 0.01 kbps. This is consistent with our analytical result in Corollary 8. We repeated our experiment for an SNR of 10dB,  $b = 6$  and  $M = \lceil 2(b+1) \ln(K) \rceil$ , where the water-filling gain should be more significant than with our original parameters. We used  $N = 20, 30, 40, 50$ . In Figure 9 we present, using a semi-log scale, the water-filling gain as a function of  $N$  together with the corresponding mean rates. Clearly, even with SNR of 10dB, this gain did not exceed 0.1 kbps for either the Hungarian algorithm or our PM allocation, which is less than 0.03% of the mean rates.



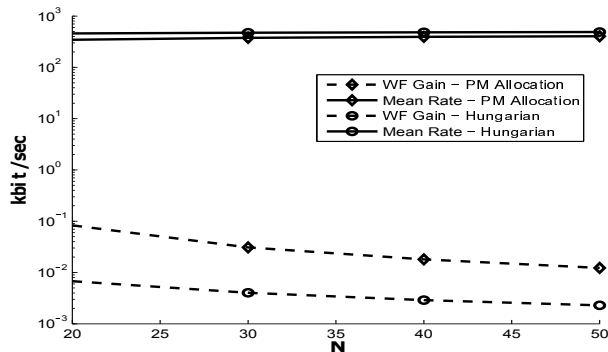


Fig. 9. The water-filling gain in kbps as a function of  $N$

### E. Computational Complexity

In Figure 10, we present the convergence times of the simplified auction algorithm as a function of  $N$  (for  $b = 4$ ) and of  $b$  (for  $N = 30$ ). It is evident that the convergence time behaved very similarly to  $5N$  and  $35b$  respectively. This hints that the actual convergence time may behave like  $O(bN) = O(K)$ , so the time complexity is conjectured to be  $O(K \log K)$ .

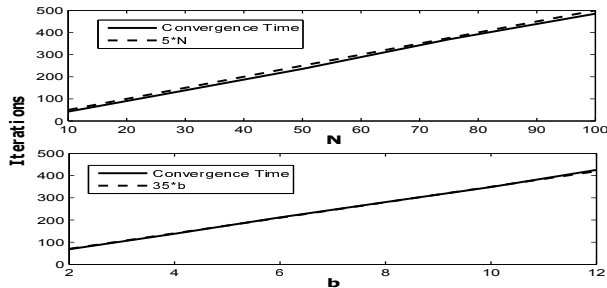


Fig. 10. Convergence time of the simplified auction algorithm as a function of  $N$ .

## VII. CONCLUSIONS

In this paper we suggested an approach aimed at achieving the multiuser diversity gain for resource block allocation under the frequency-selective channel. Our approach requires knowledge of the indices of the  $M$ -best channels for each of the  $N$  users, instead of the whole  $NK$  channel gains.

We showed that  $M = (b + 1)(1 + \varepsilon) \ln(K)$  for a positive  $\varepsilon$  is sufficient to guarantee that a PM allocation, where each user gets all his  $b$  channels from his  $M$ -best channels, asymptotically exists. For this value of  $M$ , our suboptimal approach was shown to be asymptotically optimal for a broad class of fading distributions, both in the sum-rate and max-min senses.

Our algorithm is the first limited feedback algorithm that has provably asymptotic optimality both of the sum-rate and the minimal rate. It also requires significantly less feedback than the state of the art algorithms that achieve

a good sum-rate. Hence, it constitutes a major step toward achieving the multiuser diversity gain of a selective channel in practice.

A future direction could involve trying to lift the assumption of i.i.d. channel gains by only assuming  $m$ -dependent channel gains and using the techniques presented in [34].

## APPENDIX A

### PROOFS

For our results, we need the following simple proposition.

**Proposition 9.** For each  $0 \leq l \leq K$ , we have  $\frac{\binom{l}{M}}{\binom{K}{M}} \leq \left(\frac{l}{K}\right)^M$ .

*Proof:*

$$\frac{\binom{l}{M}}{\binom{K}{M}} = \frac{\frac{l!}{(l-M)!}}{\frac{K!}{(K-M)!}} = \frac{\prod_{i=1}^M (l-M+i)}{\prod_{i=1}^M (K-M+i)} = \prod_{i=1}^M \frac{l-M+i}{K-M+i} = \prod_{j=0}^{M-1} \frac{l-j}{K-j} \stackrel{(a)}{\leq} \left(\frac{l}{K}\right)^M \quad (10)$$

where (a) comes from the fact that if  $l < K$  then  $f(x) = \frac{l-x}{K-x}$  is monotonically decreasing for all  $x < K$ , so  $\frac{l-j}{K-j} \leq \frac{l}{K}$  for each  $0 \leq j < M$ . ■

#### A. Proof of Lemma 4

*Proof:* Denote by  $E_k$  the event in which channel  $k$  is not one of the  $M$ -best channels for any of the users. We want to bound from below and above the probability that there exists a channel that is not good for any of the users; i.e., the probability of  $E = \bigcup_k E_k$ . Due to the i.i.d. assumption on the channel gains and their independency between users we have  $\Pr(E_k) = \left(1 - \frac{M}{K}\right)^N$ . From the union bound we obtain that

$$\Pr(E) = \Pr\left(\bigcup_k E_k\right) \leq K \left(1 - \frac{M}{K}\right)^N. \quad (11)$$

Since  $\left(1 - \frac{M}{K}\right)^N$  decreases with  $M$ , using  $M \geq b(1 + \varepsilon) \ln K$  leads to

$$\lim_{K \rightarrow \infty} \Pr(E) = \lim_{K \rightarrow \infty} K \left(1 - \frac{M}{K}\right)^N \leq \lim_{K \rightarrow \infty} K \left(1 - \frac{b(1 + \varepsilon) \ln K}{K}\right)^{\frac{K}{b}} = \lim_{K \rightarrow \infty} K e^{-(1+\varepsilon) \ln K} = 0 \quad (12)$$

Now we want to bound from below the probability of a PM. We do so by using the inclusion-exclusion principle. We use the following lower bound

$$\Pr\left(\bigcup_k E_k\right) \geq \sum_i \Pr(E_k) - \sum_{k_1, k_2} \Pr(E_{k_1} \cap E_{k_2}). \quad (13)$$

By direct counting of the number of user-channel graphs with two undesired channels we obtain

$$\sum_{k_1, k_2} \Pr(E_{k_1} \cap E_{k_2}) = \binom{K}{2} \frac{\binom{K-2}{M}}{\binom{K}{M}} \stackrel{(a)}{\leq} \frac{K^2}{2} \left(1 - \frac{2}{K}\right)^{M \frac{K}{b}} \quad (14)$$

Since  $\binom{K}{2}$  is the number of choices for these two channels,  $\binom{K-2}{M}$  is the number of combinations of the edges of each agent and  $\binom{K}{M}$  is the total number of user-channel graphs. Inequality (a) is from Proposition 9. We obtain

$$\Pr(E) = \Pr\left(\bigcup_k E_k\right) \geq K \left(1 - \frac{M}{K}\right)^N - \frac{K^2}{2} \left(1 - \frac{2}{K}\right)^{M \frac{K}{b}} \quad (15)$$

Obviously,  $\Pr(E)$  decreases with  $M$ . Hence, using  $M = b \ln K$ , we conclude that

$$\lim_{K \rightarrow \infty} \Pr(E) \geq \lim_{K \rightarrow \infty} \left( K \left(1 - \frac{b \ln K}{K}\right)^{\frac{K}{b}} - \frac{K^2}{2} \left(1 - \frac{2}{K}\right)^{K \ln K} \right) = \lim_{K \rightarrow \infty} \left( K e^{-\ln K} - \frac{K^2}{2} e^{-2 \ln K} \right) = \frac{1}{2}. \quad (16)$$

■

### B. Proof of Theorem 3

*Proof:* The bipartite graph can also be represented using a  $K \times K$  preferences matrix  $U$ . Our matrix  $U$  is a simplified binary matrix where  $u_{n,k} = 0$  if channel  $k$  is one of the  $M$ -best channels of agent  $n$  and  $u_{n,k} = 1$  otherwise. It consists of  $\frac{K}{b}$  submatrices of  $b$  identical rows each, and exactly  $M$  zeros at each row. We want to show that the probability that the Hungarian algorithm on  $U$  converges after one iteration approaches one as  $K \rightarrow \infty$ ; hence the resulting cost is zero, which represents a PM in the equivalent bipartite graph. Denote by  $Q_l(K, M)$  the probability that  $U$  can be covered by  $K - l - 1$  rows and  $l$  columns such that all its zeros are covered, and that there is no smaller  $l$  with this property. We want to upper bound  $Q_l(K, M)$  for each  $l$ . Now observe that if  $U$  is covered such that a row is covered but one of its identical rows is not, this means that  $U$  could be covered without

this row cover. Hence, if the row covers do not include all the identical rows, they are redundant. This means that only values of  $K - l - 1$  (or  $l + 1$ ) that are a multiple of  $b$  should be considered, and  $Q_l(K, M) = 0$  for all other values. We proceed by counting the number of combinations of each such matrix

$$Q_l(K, M) \leq \binom{K}{l} \binom{\frac{K}{b}}{\frac{l+1}{b}} \frac{\binom{K}{M}^{\frac{K-l-1}{b}} \binom{l}{M}^{\frac{l+1}{b}}}{\binom{K}{M}^{\frac{K}{b}}} = \binom{K}{l} \binom{\frac{K}{b}}{\frac{l+1}{b}} \left( \frac{\binom{l}{M}}{\binom{K}{M}} \right)^{\frac{l+1}{b}} \quad (17)$$

where  $\binom{K}{l} \binom{\frac{K}{b}}{\frac{l+1}{b}}$  is the number of combinations for the index of the  $K - l - 1$  covered rows and the  $l$  covered columns. Now we have to count the combinations for the structure of the covered and uncovered rows. The factor  $\binom{K}{M}^{\frac{K-l-1}{b}}$  is the number of combinations for  $K - l - 1$  covered rows with exactly  $M$  zeros in each. We are left with  $l + 1$  rows that we know can be covered by  $l$  columns, and no less than  $l$ . Hence each of these rows has zeros only in these  $l$  columns, so there can be no more than  $\binom{l}{M}^{\frac{l+1}{b}}$  such rows. Finally, the denominator  $\binom{K}{M}^{\frac{K}{b}}$  is the number of combinations of a matrix with  $M$  zeros in each row, that constitute the whole probability space.

For  $l = K - 1$  we get

$$Q_{K-1}(K, M) \stackrel{(a)}{\leq} K \left(1 - \frac{1}{K}\right)^{\frac{M}{b}K} \stackrel{(b)}{\leq} K e^{-\frac{M}{b}} \quad (18)$$

where (a) follows from Proposition 9 and (b) from the inequality  $(1 - \frac{1}{K})^K \leq e^{-1}$ . Note that for  $l = 1, \dots, M - 1$  it is trivial that  $Q_l(K, M) = 0$  since each row has exactly  $M$  zeros. For the rest of the proof we assume that  $M < l \leq K - 2$ . For these values, we have

$$\binom{K}{l} \binom{\frac{K}{b}}{\frac{l+1}{b}} = \frac{l+1}{K-l} \binom{K}{l+1} \binom{\frac{K}{b}}{\frac{l+1}{b}} \stackrel{(a)}{\leq} \frac{\sqrt{b}}{2\pi} \frac{1}{(K-l)(1 - \frac{l+1}{K})} 2^{K(1+\frac{1}{b})h_b(\frac{l+1}{K})} \quad (19)$$

where in (a) we used  $\binom{K}{l} \leq \sqrt{\frac{1}{2\pi l(1-\frac{l}{K})}} 2^{Kh_b(\frac{l}{K})}$ , which is valid for all  $0 < l < K$  (where  $h_b$  is the binary

entropy function, see [35, page 666]). Combining the above we obtain from (17) the following upper bound

$$Q_l(K, M) \stackrel{(a)}{\leq} \frac{\sqrt{b}}{2\pi(K-l)\left(1-\frac{l+1}{K}\right)} 2^{K\left(1+\frac{1}{b}\right)h_b\left(\frac{l+1}{K}\right)} \left(\frac{l}{K}\right)^{\frac{M}{b}(l+1)} \stackrel{(b)}{\leq} \frac{\sqrt{b}}{2\pi(K-l)\left(1-\frac{l+1}{K}\right)} e^{\ln(2)K\left(1+\frac{1}{b}\right)h_b\left(\frac{l+1}{K}\right) - \frac{M}{Kb}(K-l)(l+1)} \quad (20)$$

where (a) is due to Proposition 9 and (19) and (b) due to  $1 - \frac{K-l}{K} \leq e^{-\frac{K-l}{K}}$ . We want to find the maximal value of this bound as a function of  $l$ . Define the auxiliary function

$$f(x) = \ln(2) K \left(1 + \frac{1}{b}\right) h_b\left(\frac{x+1}{K}\right) - \frac{M}{b} \left(1 - \frac{1}{K}\right) x + \frac{1}{b} \frac{M}{K} x^2 - \frac{M}{b} \quad (21)$$

since  $\frac{dK h_b\left(\frac{x+1}{K}\right)}{dx} = \log_2\left(\frac{K}{x+1} - 1\right)$  we have

$$\frac{df(x)}{dx} = \left(1 + \frac{1}{b}\right) \ln\left(\frac{K}{x+1} - 1\right) - \frac{M}{b} \left(1 - \frac{1}{K}\right) + \frac{2}{b} x \frac{M}{K} \quad (22)$$

and

$$\frac{d^2f(x)}{dx^2} = -\frac{1 + \frac{1}{b}}{K - x - 1} - \frac{1 + \frac{1}{b}}{x + 1} + \frac{2}{b} \frac{M}{K}. \quad (23)$$

so for any  $x \in \left[\frac{(b+1)K}{M} - 1, K - \frac{(b+1)K}{M} - 1\right]$  we have  $\frac{d^2f(x)}{dx^2} \geq 0$ . If  $x \geq K - \frac{(b+1)K}{M} - 1$  then for  $M \geq (b+1)(1+\varepsilon)\ln(K)$  we get, for large enough  $K$  that

$$\frac{df(x)}{dx} \geq \left(1 - \frac{2b+2}{M} - \frac{1}{K}\right) \frac{M}{b} - \left(1 + \frac{1}{b}\right) \ln(K-1) \geq 0 \quad (24)$$

also if  $M < x \leq \frac{(b+1)K}{M} - 1$  then for  $M \geq (b+1)(1+\varepsilon)\ln(K)$  we get from (22), for large enough  $K$

$$\frac{df(x)}{dx} \leq \left(1 + \frac{1}{b}\right) \ln\left(\frac{K}{M} - 1\right) - \frac{M}{b} \left(1 - \frac{1}{K}\right) + 1 + \frac{2}{b} \leq 0. \quad (25)$$

So  $f(x)$  is convex in  $\left[\frac{(b+1)K}{M} - 1, K - \frac{(b+1)K}{M} - 1\right]$ , increasing in  $\left[K - \frac{(b+1)K}{M} - 1, K - 2\right]$  and decreasing in  $\left[M, \frac{(b+1)K}{M} - 1\right]$ . We conclude that the maximum of  $f(x)$  must be attained at the borders  $l = M, K - 2$ .

Observe that for all  $l < \frac{K}{2}$

$$K h_b\left(\frac{l}{K}\right) = l \log_2 \frac{K}{l} - (K-l) \log_2 \left(1 - \frac{l}{K}\right) \stackrel{(a)}{\leq} 2l + l \log_2 \frac{K}{l} \quad (26)$$

where in (a) we used  $\log_2\left(1 - \frac{l}{K}\right) \geq -\frac{2l}{K}$  which is true for  $l \leq \frac{K}{2}$ . Now we substitute  $x = M, K - 2$  in  $f(x)$  to

obtain

$$\begin{aligned}
f(M) &= \ln(2) \left(1 + \frac{1}{b}\right) K h_b \left(\frac{M+1}{K}\right) - \frac{M^2}{b} \left(1 - \frac{1}{K}\right) + \frac{M^3}{bK} - \frac{M}{b} \\
&\stackrel{(a)}{\leq} \left(1 + \frac{1}{b}\right) \left(2 \ln(2) M + (M+1) \ln \frac{K}{M+1}\right) - \frac{M^2}{b} \left(1 - \frac{1}{K}\right) + \frac{M^3}{bK} \stackrel{(b)}{\leq} \\
&\quad M \left(1 + \frac{1}{b}\right) \left(3 + \left(1 + \frac{1}{M}\right) \ln K - \frac{M}{b+1} \left(1 - \frac{1}{K}\right)\right) \quad (27)
\end{aligned}$$

where (a) is from (26) and (b) is for large enough  $K$  due to  $M \geq (b+1)(1+\varepsilon) \ln(K)$ . Next

$$\begin{aligned}
f(K-2) &= \ln(2) \left(1 + \frac{1}{b}\right) K h_b \left(\frac{1}{K}\right) - \frac{M(K-1)(K-2)}{bK} + \frac{M(K-2)^2}{bK} - \frac{M}{b} \stackrel{(a)}{\leq} \\
&\quad \left(1 + \frac{1}{b}\right) (\ln K + 2 \ln(2)) - \frac{2M}{b} \left(1 - \frac{1}{K}\right) \quad (28)
\end{aligned}$$

where (a) is from  $h_b(1 - \frac{1}{K}) = h_b(\frac{1}{K})$ . Hence for large enough  $K$  (28) is larger than that in (27). We conclude that for each  $l = 1, \dots, K-2$

$$\begin{aligned}
f(x) \leq \max_x f(x) &\leq \left(1 + \frac{1}{b}\right) (\ln K + 2 \ln(2)) - \frac{2M}{b} \left(1 - \frac{1}{K}\right) \leq \\
&\quad 3 - \left(1 + \frac{1}{b}\right) \ln(K) \left(2(1+\varepsilon) \left(1 - \frac{1}{K}\right) - 1\right) \leq \\
&\quad \stackrel{(a)}{\leq} 3 - \left(1 + \frac{1}{b}\right) \left(1 + \frac{3}{2}\varepsilon\right) \ln(K) \quad (29)
\end{aligned}$$

where (a) is true for large enough  $K$  such that  $\frac{1}{K} \leq \frac{\varepsilon}{2}$ . Denote by  $E_K$  the event in which a PM does not exist.

We conclude by the union bound that

$$\begin{aligned}
\Pr(E_K) &\leq \\
Q_{K-1}(KM) + \sum_{l=M}^{K-2} Q_l(K, M) &\leq \frac{1}{K^\varepsilon} + K e^{-\frac{M}{b}} + \sum_{l=M}^{K-2} \frac{\sqrt{b}K}{2\pi(K-l)(K-l-1)} e^{f(l)} \leq \\
K e^{-\frac{M}{b}} + \frac{\sqrt{b}K}{2\pi} e^{f(K-2)} \sum_{l=M}^{K-2} \frac{1}{(K-l-1)^2} &\stackrel{(a)}{\leq} K e^{-\frac{M}{b}} + \frac{\sqrt{b}K}{2\pi} e^{f(K-2)} \sum_{k=1}^{\infty} \frac{1}{k^2} \leq \\
&\quad \frac{1}{K^{\varepsilon + \frac{\varepsilon+1}{b}}} + \frac{\pi\sqrt{b}e^3}{12} \frac{1}{K^{\frac{3}{2}\varepsilon + \frac{3\varepsilon+1}{b}}} \quad (30)
\end{aligned}$$

where (a) from substituting  $k = K - l$  and adding terms to the sum. Note that if  $\varepsilon \geq 1$  then  $\sum_{K=1}^{\infty} \Pr(E_K) < \infty$ . Hence, by the Borel-Cantelli lemma, the probability that an infinite number of events from  $\{E_K\}$  will occur is zero. Hence, we conclude that the indicator of  $E_K$  converges almost surely to zero.  $\blacksquare$

### C. Proof of Proposition 6

*Proof:* For the Rayleigh distribution we have  $F_X(x) = 1 - e^{-\frac{x^2}{2\sigma^2}}$ , so we simply have  $\frac{1-F_X(x)}{\alpha x^\beta e^{-\lambda x^\gamma}} = 1$  for  $\alpha = 1$ ,  $\beta = 0, \gamma = 2$  and  $\lambda = \frac{1}{2\sigma^2}$ . Now observe that From l'Hôpital's [36, Page 109] rule we obtain

$$\lim_{x \rightarrow \infty} \frac{1 - F_X(x)}{\alpha x^\beta e^{-\lambda x^\gamma}} = \lim_{x \rightarrow \infty} \frac{f_X(x)}{\left(\alpha \lambda \gamma - \frac{\alpha \beta}{x^\gamma}\right) x^{\beta-1+\gamma} e^{-\lambda x^\gamma}}. \quad (31)$$

For an  $m$ -Nakagami distribution with parameter  $\Omega > 0$ , the PDF is  $f_X(x) = \frac{2m^m}{\Gamma(m)\Omega^m} x^{2m-1} e^{-\frac{m}{\Omega}x^2}$ . We choose  $\alpha = \frac{m^{m-1}}{\Gamma(m)\Omega^{m-1}}$ ,  $\beta = 2m - 2, \gamma = 2$  and  $\lambda = \frac{m}{\Omega}$ . Substituting this in (31) yields

$$\lim_{x \rightarrow \infty} \frac{f_X(x)}{\left(\alpha \lambda \gamma - \frac{\alpha \beta}{x^\gamma}\right) x^{\beta-1+\gamma} e^{-\lambda x^\gamma}} = \lim_{x \rightarrow \infty} \frac{\frac{2m^m}{\Gamma(m)\Omega^m} x^{2m-1} e^{-\frac{m}{\Omega}x^2}}{\left(\frac{2m^m}{\Gamma(m)\Omega^m} - \frac{\alpha \beta}{x^2}\right) x^{2m-1} e^{-\frac{m}{\Omega}x^2}} = 1. \quad (32)$$

For the Rice distribution we have  $f_X(x) = \frac{x}{\sigma^2} e^{-\frac{x^2+v^2}{2\sigma^2}} I_0\left(\frac{xv}{\sigma^2}\right)$ . We choose  $\alpha = \sigma \sqrt{\frac{v}{2\pi}}$ ,  $\beta = -\frac{1}{2}, \gamma = 2$  and  $\lambda = \frac{1}{2\sigma^2}$ . Substituting this in (31) yields

$$\lim_{x \rightarrow \infty} \frac{\frac{x}{\sigma^2} e^{-\frac{x^2+v^2}{2\sigma^2}} I_0\left(\frac{xv}{\sigma^2}\right)}{\left(\alpha \lambda \gamma - \frac{\alpha \beta}{x^\gamma}\right) x^{\beta-1+\gamma} e^{-\lambda x^\gamma}} \stackrel{(a)}{=} \lim_{x \rightarrow \infty} \frac{\frac{1}{\sigma} \sqrt{\frac{v}{2\pi}} \sqrt{x} e^{-\frac{(x-v)^2}{2\sigma^2}}}{\left(\frac{1}{\sigma} \sqrt{\frac{v}{2\pi}} + \frac{\alpha}{2x^2}\right) \sqrt{x} e^{-\frac{x^2}{2\sigma^2}}} = 1. \quad (33)$$

where (a) follows since  $\lim_{x \rightarrow \infty} \frac{I_0\left(\frac{xv}{\sigma^2}\right)}{\frac{\sigma}{\sqrt{\pi x v}} e^{-\frac{xv}{2\sigma^2}}} = 1$ . For a Gaussian distribution we have  $f_X(x) = \frac{1}{\sqrt{2\pi\sigma^2}} e^{-\frac{1}{2\sigma^2}x^2}$ . We choose  $\alpha = \sqrt{\frac{\sigma^2}{2\pi}}$ ,  $\beta = -1, \gamma = 2$  and  $\lambda = \frac{1}{2\sigma^2}$ . Substituting this in (31) yields

$$\lim_{x \rightarrow \infty} \frac{f_X(x)}{\left(\alpha \lambda \gamma - \frac{\alpha \beta}{x^\gamma}\right) x^{\beta-1+\gamma} e^{-\lambda x^\gamma}} = \lim_{x \rightarrow \infty} \frac{\frac{1}{\sqrt{2\pi\sigma^2}} e^{-\frac{1}{2\sigma^2}x^2}}{\left(\frac{1}{\sqrt{2\pi\sigma^2}} + \frac{\alpha}{x^2}\right) e^{-\frac{1}{2\sigma^2}x^2}} = 1. \quad (34)$$

■

### REFERENCES

- [1] Q. Zhao and B. M. Sadler, "A survey of dynamic spectrum access," *Signal Processing Magazine, IEEE*, vol. 24, no. 3, pp. 79–89, 2007.
- [2] M. Hasan, E. Hossain, and D. Niyato, "Random access for machine-to-machine communication in LTE-advanced networks: issues and approaches," *IEEE Communications Magazine*, vol. 51, no. 6, pp. 86–93, 2013.
- [3] K. Akkarajitsakul, E. Hossain, D. Niyato, and D. I. Kim, "Game theoretic approaches for multiple access in wireless networks: A survey," *IEEE Communications Surveys & Tutorials*, vol. 13, no. 3, pp. 372–395, 2011.
- [4] K. Seong, M. Mohseni, and J. M. Cioffi, "Optimal resource allocation for OFDMA downlink systems," in *2006 IEEE International Symposium on Information Theory*, 2006.
- [5] W. Zhao, S. Wang, and J. Guo, "Efficient resource allocation for OFDMA-based device-to-device communication underlying cellular networks," in *Communications in China (ICCC), 2015 IEEE/CIC International Conference on*, 2015.
- [6] A. Ghosh, J. Zhang, J. G. Andrews, and R. Muhamed, *Fundamentals of LTE*. Pearson Education, 2010.

- [7] T. Yoo and A. Goldsmith, "Optimality of zero-forcing beamforming with multiuser diversity," in *Communications, 2005. ICC 2005. 2005 IEEE International Conference on*, 2005.
- [8] J.-C. Guey and L. D. Larsson, "Modeling and evaluation of MIMO systems exploiting channel reciprocity in TDD mode," in *Vehicular Technology Conference, 2004. VTC2004-Fall. 2004 IEEE 60th*, vol. 6, 2004, pp. 4265–4269.
- [9] D. Gesbert and M.-S. Alouini, "How much feedback is multi-user diversity really worth?" in *Communications, 2004 IEEE International Conference on*, vol. 1, 2004, pp. 234–238.
- [10] S. Sanayei and A. Nosratinia, "Opportunistic downlink transmission with limited feedback," *IEEE Transactions on Information Theory*, vol. 53, no. 11, pp. 4363–4372, 2007.
- [11] J. Chen, R. A. Berry, and M. L. Honig, "Large system performance of downlink OFDMA with limited feedback," in *Information Theory, 2006 IEEE International Symposium on*, 2006, pp. 1399–1403.
- [12] P. Erdos and A. Renyi, "On random matrices," *Magyar Tud. Akad. Mat. Kutató Int. Közl.*, vol. 8, no. 455–461, p. 1964, 1964.
- [13] E. Yaacoub and Z. Dawy, "A survey on uplink resource allocation in OFDMA wireless networks," *IEEE Communications Surveys & Tutorials*, vol. 14, no. 2, pp. 322–337, 2012.
- [14] S. Sadr, A. Anpalagan, and K. Raahemifar, "Radio resource allocation algorithms for the downlink of multiuser OFDM communication systems," *IEEE Communications Surveys & Tutorials*, vol. 11, no. 3, pp. 92–106, 2009.
- [15] L. M. Hoo, B. Halder, J. Tellado, and J. M. Cioffi, "Multiuser transmit optimization for multicarrier broadcast channels: asymptotic FDMA capacity region and algorithms," *IEEE Transactions on Communications*, vol. 52, no. 6, pp. 922–930, 2004.
- [16] K. Kim, Y. Han, and S.-L. Kim, "Joint subcarrier and power allocation in uplink OFDMA systems," *IEEE Communications Letters*, vol. 9, no. 6, pp. 526–528, 2005.
- [17] W. Yu and J. M. Cioffi, "Constant-power waterfilling: performance bound and low-complexity implementation," *IEEE Transactions on Communications*, vol. 54, no. 1, pp. 23–28, 2006.
- [18] W. Yu, G. Ginis, and J. M. Cioffi, "Distributed multiuser power control for digital subscriber lines," *Selected Areas in Communications, IEEE Journal on*, vol. 20, no. 5, pp. 1105–1115., 2002.
- [19] I. C. Wong and B. L. Evans, "Optimal downlink OFDMA resource allocation with linear complexity to maximize ergodic rates," *IEEE Transactions on Wireless Communications*, vol. 7, no. 3, pp. 962–971, 2008.
- [20] J. Jang and K. B. Lee, "Transmit power adaptation for multiuser OFDM systems," *IEEE Journal on selected areas in communications*, vol. 21, no. 2, pp. 171–178, 2003.
- [21] D. J. Love, R. W. Heath, V. K. Lau, D. Gesbert, B. D. Rao, and M. Andrews, "An overview of limited feedback in wireless communication systems," *IEEE Journal on selected areas in Communications*, vol. 26, no. 8, pp. 1341–1365, 2008.
- [22] Y. S. Al-Harhi, A. H. Tewfik, and M.-S. Alouini, "Multiuser diversity with quantized feedback," *IEEE Transactions on Wireless Communications*, vol. 6, no. 1, pp. 330–337, 2007.
- [23] I. Toufik and H. Kim, "MIMO-OFDMA opportunistic beamforming with partial channel state information," in *Communications, 2006. ICC'06. IEEE International Conference on*, vol. 12, 2006, pp. 5389–5394.
- [24] P. Svedman, S. K. Wilson, L. J. Cimini, and B. Ottersten, "Opportunistic beamforming and scheduling for OFDMA systems," *IEEE Transactions on Communications*, vol. 55, no. 5, pp. 941–952, 2007.
- [25] J. Chen, R. A. Berry, and M. L. Honig, "Limited feedback schemes for downlink OFDMA based on sub-channel groups," *IEEE Journal on Selected Areas in Communications*, vol. 26, no. 8, pp. 1451–1461, 2008.
- [26] J. Leinonen, J. Hämäläinen, and M. Juntti, "Performance analysis of downlink OFDMA resource allocation with limited feedback," *IEEE Transactions on Wireless Communications*, vol. 8, no. 6, pp. 2927–2937, 2009.
- [27] O. Naparstek and A. Leshem, "A fast matching algorithm for asymptotically optimal distributed channel assignment," in *Digital Signal Processing (DSP), 2013 18th International Conference on*, 2013.



- [28] —, “Fully distributed optimal channel assignment for open spectrum access,” *IEEE Transactions on Signal Processing*, vol. 62, no. 2, pp. 283–294, 2014.
- [29] —, “Expected time complexity of the auction algorithm and the push relabel algorithm for maximum bipartite matching on random graphs,” in *Random Structures & Algorithms*. Wiley Online Library, 2014.
- [30] C. H. Papadimitriou and K. Steiglitz, *Combinatorial optimization: algorithms and complexity*. Courier Corporation, 1998.
- [31] I. Bistriz and A. Leshem, “Asymptotically optimal distributed channel allocation: a competitive game-theoretic approach,” in *Communication, Control, and Computing (Allerton), 2015 53rd Annual Allerton Conference on*, 2015.
- [32] —, “Game theoretic dynamic channel allocation for frequency-selective interference channels,” arxiv preprint.
- [33] E. LTE, “Evolved universal terrestrial radio access (e-utra); base station (bs) radio transmission and reception (3gpp ts 36.104 version 8.6. 0 release 8), july 2009,” *ETSI TS*, vol. 136, no. 104, p. V8, 2009.
- [34] I. Bistriz and A. Leshem, “Game theoretic resource allocation for m-dependent channel with application to OFDMA,” in *The 42nd IEEE International Conference on Acoustics, Speech and Signal Processing*, 2017.
- [35] T. M. Cover and J. A. Thomas, *Elements of information theory*. John Wiley & Sons, 2012.
- [36] W. Rudin *et al.*, *Principles of mathematical analysis*. McGraw-hill New York, 1964.