

Planar 3-SAT with a Clause/Variable Cycle

Alexander Pilz*

Institute of Software Technology, Graz University of Technology.
apilz@ist.tugraz.at

May 17, 2022

Abstract

In the PLANAR 3-SAT problem, we are given a 3-SAT formula together with its incidence graph, which is planar, and are asked whether this formula is satisfiable. Since Lichtenstein’s proof that this problem is NP-complete, it has been used as a starting point for a large number of reductions. In the course of this research, different restrictions on the incidence graph of the formula have been devised, for which the problem also remains hard.

In this paper, we investigate the restriction in which we require that the incidence graph can be augmented by the edges of a Hamiltonian cycle that first passes through all variables and then through all clauses, in a way that the resulting graph is still planar. We show that the problem of deciding satisfiability of a 3-SAT formula remains NP-complete even if the incidence graph is restricted in that way and the Hamiltonian cycle is given. This complements previous results demanding cycles only through either the variables or clauses.

The problem remains hard for monotone formulas, as well as for instances with exactly three distinct variables per clause. In the course of this investigation, we show that monotone instances of PLANAR 3-SAT with exactly three distinct variables per clause are always satisfiable, thus settling the question by Darmann, Döcker, and Dorn on the complexity of this problem variant in a surprising way.

1 Introduction

Let ϕ be a Boolean formula in conjunctive normal form (CNF) and let G_ϕ be a graph whose vertices are the variables and the clauses of ϕ such that (1) every edge of G_ϕ is between a variable and a clause and (2) there is an edge between a variable v and a clause c if and only if v occurs in c (negated or unnegated). We call ϕ a *CNF formula* and G_ϕ is called the *incidence graph* of ϕ . A CNF formula is a *3-SAT formula* if every clause contains at most three variables. (We will also discuss the case where every clause contains exactly three distinct variables.) The PLANAR 3-SAT problem asks whether a given 3-SAT formula ϕ is satisfiable, given that G_ϕ is a planar graph. This problem has been shown to be NP-complete by Lichtenstein [22]. (In contrast to the general version, a PTAS is known for maximizing the number of satisfied clauses for the planar version of the 3-SAT problem [17].) See Figure 1 for drawings of an incidence graph.

*Supported by a Schrödinger fellowship of the Austrian Science Fund (FWF): J-3847-N35. This work was done while the author was at the Department of Computer Science of ETH Zürich.

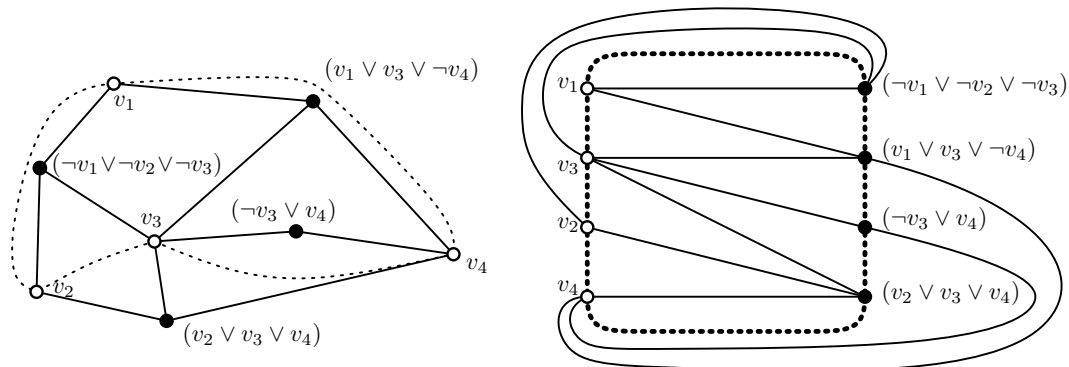


Figure 1: Left: An incidence graph for a 3-SAT formula that is planar. Clauses are black vertices and variables are white vertices. The graph is augmented by a spanning cycle (dotted) on the variable vertices. Right: A LINKED PLANAR 3-SAT instance, with a Hamiltonian cycle κ (dotted) passing through the variables and the clauses. (At most two edges of κ may already be present in the incidence graph.)

Reducing from PLANAR 3-SAT is a standard technique to show NP-hardness of problems in computational geometry. In these reductions, the vertices and edges of G_ϕ are replaced by gadgets (consisting of geometric objects) that influence each other. However, it is often useful to have further restrictions on G_ϕ or on how G_ϕ can be embedded.

Lichtenstein’s reduction already contains such a restriction: the problem remains NP-complete even if the graph remains planar after adding a cycle whose vertices are exactly the variables of the formula [22], and this cycle is part of the input. We call it a *variable cycle*. (Note that this does not change the formula ϕ , but merely says that an algorithm can expect additional structure on the incidence graph G_ϕ .) This fact allows for placing the variable vertices along a line, connected to “three-legged” clauses above and below that line (stated more explicitly in [19]). For later reference, we make this notion more explicit. In a *three-legged embedding* of an incidence graph, variables are represented by disjoint line segments on the x -axis, and clauses are represented by points; if a variable occurs in a clause, the variable’s segment is connected to the clause’s point by a curve consisting of a vertical line segment and at most one horizontal line segment, such that no two such edges intersect (except at their endpoints at a shared vertex); see Figure 2.

De Berg and Khosravi [7] showed that it is also possible to have all literals in the clauses above the line to be positive, and all literals in clauses below the line negative. In Lichtenstein’s reduction, one may as well add a *clause cycle* whose vertices are exactly the clauses of the formula while keeping the graph planar [21].

We call the PLANAR 3-SAT variants in which we require a variable cycle and a clause cycle VAR-LINKED PLANAR 3-SAT and CLAUSE-LINKED PLANAR 3-SAT, respectively.¹ Even though the incidence graphs constructed by Lichtenstein can be augmented with both a clause cycle [21] and a variable cycle, one cannot adapt Lichtenstein’s construction to always obtain both cycles without any crossings.²

¹While Lichtenstein’s definition of planar 3-SAT [22] already requires the cycle through the variables, this property is often considered an explicit restriction. We thus follow the terminology of Fellows et al. [11] to emphasize when the variable cycle is needed.

²If not stated otherwise, we will implicitly require the incidence graphs augmented by the additional edges to be planar throughout this paper.

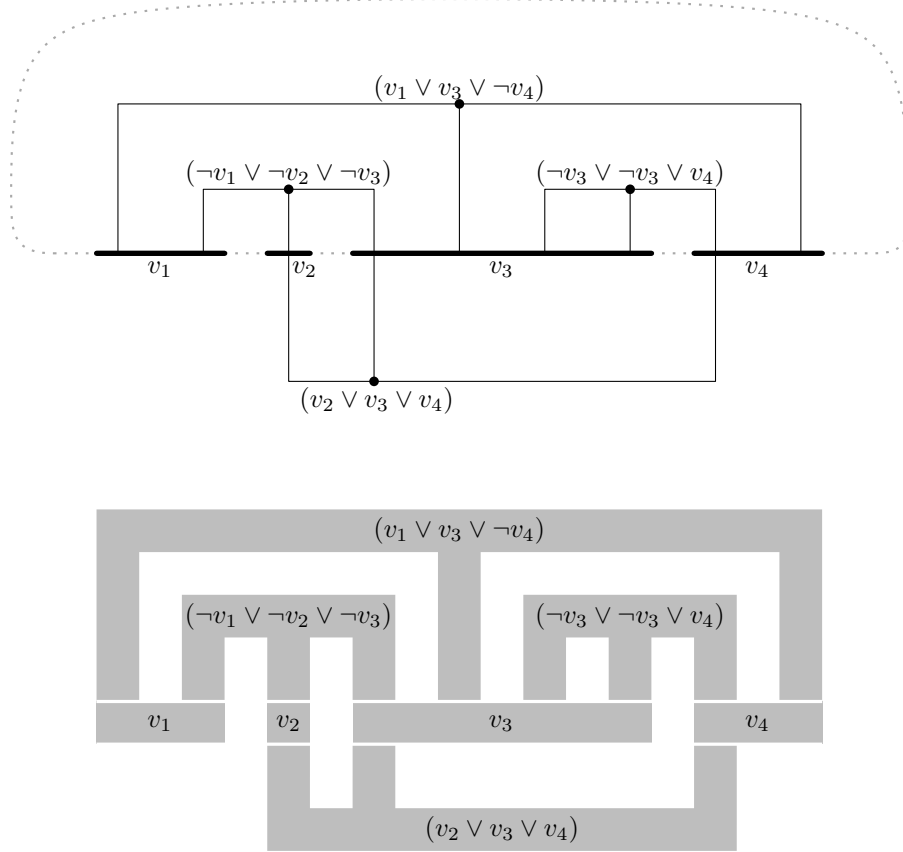


Figure 2: A three-legged embedding of a PLANAR 3-SAT instance with variables on a line similar to [19, p. 425] (top). (There, two-variable clauses are transformed to three-variable clauses that contain one literal twice, a construction that is not necessary but possible for the initial graph in our reduction.) An augmentation by a cycle through the variable vertices is shown dotted. Usually, the elements of the drawing are “thickened” to allow for the embedding of gadgets (bottom).

Our research is motivated by the following problem that attempts to combine these restrictions. See Figure 1 (right) for an accompanying illustration.

Definition 1 (LINKED PLANAR 3-SAT). Let $G_\phi = (C \cup V, E)$ be the incidence graph of a 3-SAT formula ϕ , where C is the set of clauses and V is the set of variables of ϕ . Further, let κ be a Hamiltonian cycle of $C \cup V$ that first visits all elements of C and then all elements of V . Suppose that the union of G_ϕ and κ is a planar graph. The LINKED PLANAR 3-SAT problem asks, given ϕ , G_ϕ , and κ , whether ϕ is satisfiable.

Related problems in which all variables or all clauses can be drawn incident to the unbounded face are known to be in P, due to results by Knuth [18], and Kratochvíl and Krivánek [20], respectively. In particular, this is the case when there is a variable cycle and a path connecting all clauses or vice versa. One way of tackling the LINKED PLANAR 3-SAT problem could be to show that G_ϕ has bounded treewidth. For such instances, the satisfiability of ϕ can be decided in polynomial time [12]. (This generalizes the above-mentioned results, as every k -outerplanar graph has treewidth at most $3k - 1$ [4]³; see also Demaine’s lecture notes [10].) However, with the right perspective on the LINKED PLANAR 3-SAT problem, it will be easy to observe that there are formulas whose incidence graph has a grid minor with a linear number of vertices (and thus such graphs have unbounded treewidth). It is the same perspective through which we will show NP-completeness of the problem in Section 2, using a reduction from PLANAR 3-SAT. We note that requiring an arbitrary Hamiltonian cycle is not a restriction: As the incidence graph is bipartite, it is known that its page number is two [8].⁴ Hence, we can always add a Hamiltonian cycle through the variables and clauses in a planar way (possibly re-using edges of the incidence graph).

1.1 Motivation

Restrictions on the problem to reduce from can make NP-hardness reductions simpler. For reductions from PLANAR 3-SAT, it is common to actually reduce from VAR-LINKED PLANAR 3-SAT, using the variable cycle, in particular the “three-legged” embedding of [19]. Also, the clause cycle has been used [21, 11]. For an exhaustive survey on the numerous variants of PLANAR 3-SAT, see the thesis of Tippenhauer [27].

One motivation for considering LINKED PLANAR 3-SAT is the framework for showing NP-hardness of platform games by Aloupis et al. [2]. In this class of reductions from 3-SAT to such games, a player’s character starts at a specified position and traverses all variable gadgets, making a decision on their truth value. Clauses connected to the satisfied literal can be “unlocked” by visiting these clauses. Finally the player’s character has to traverse all clause gadgets to reach the finish (called the “check path”). The framework then requires a game-specific implementation of the gadgets for start, finish, variables, clauses, and crossovers. Reducing from LINKED PLANAR 3-SAT removes this dependency on crossover gadgets. (In particular, Theorem 10 can be used to show that the traversal through the variables can be done without crossings.) See [2, Section 2.1] for a more detailed description.

³An outerplanar graph is 1-outerplanar, and a k -outerplanar graph is $(k - 1)$ -outerplanar after removing the vertices incident to the unbounded face.

⁴The *page number* of a graph is k if it can be drawn without crossings on k pages (i.e., half-planes) of a book with all vertices on the book’s spine (i.e., the line bounding all half-planes).

1.2 Results

We first prove that LINKED PLANAR 3-SAT is NP-complete. In the following sections, we refine the construction to show that restricted variants of the problem remain hard as well. In particular, we do this for MONOTONE PLANAR 3-SAT; here, every clause contains either only negated literals or only unnegated ones. Further, we show hardness for a variant in which the edges leaving a clause to negated variables are all on the same side of κ (recall that κ is the Hamiltonian cycle that first visits all variables and then all clauses), and edges to unnegated ones are on the other side. Also, we may require that all clauses contain exactly three distinct variables. A cycle κ in instances of POSITIVE PLANAR 1-IN-3-SAT (which requires exactly one true literal in each clause, and no literal is negated) also keeps the problem hard.

Finally, we discuss settings in which the planarity constraint is fulfilled only by satisfiable formulas. In particular, we show that planar CNF formulas with at least four variables per clause are always satisfiable. The same holds for instances of MONOTONE PLANAR 3-SAT with exactly three variables per clause. This solves an open problem by Darmann, Döcker, and Dorn [5, 6], who show that the corresponding problem with at most three variables per clause remains NP-complete with bounds on the variable occurrences, which refines the result of de Berg and Khosravi [7].

2 NP-hardness of Linked Planar 3-SAT

We now show that LINKED PLANAR 3-SAT is NP-hard by reducing PLANAR 3-SAT to it. We are thus given a 3-SAT formula $\tilde{\phi}$ with variable set \tilde{V} , clause set \tilde{C} , and incidence graph $G_{\tilde{\phi}}$. Our goal is to construct another formula ϕ that is an instance of LINKED PLANAR 3-SAT with incidence graph G_{ϕ} and Hamiltonian cycle κ such that ϕ is satisfiable if and only if $\tilde{\phi}$ is. The construction of G_{ϕ} will be given by an embedding.

We start with a suitable embedding of the initial graph $G_{\tilde{\phi}}$. We produce an embedding Γ of $G_{\tilde{\phi}}$ on the integer grid (i.e., all vertices have integer coordinates), with straight-line edges. (It seems easier to describe the construction with a fixed straight-line embedding of $G_{\tilde{\phi}}$ on the integer grid. However, this is only one possible variant, as discussed at the end of this section.) The crucial property we use is that any vertical line intersects an edge at most once (i.e., each edge is an x -monotone curve); this is of course fulfilled by a straight-line embedding. We further require that the size of the grid is polynomial in the size of $\tilde{\phi}$. It is well-known that a planar graph with n vertices can be embedded with straight-line edges on a $O(n) \times O(n)$ grid in $O(n)$ time [9, 26]. We can take such an embedding and perturb the clause vertices s.t. each variable has an even x -coordinate, and the x -coordinate of each clause is odd. This can be done without introducing crossings by choosing the grid sufficiently large and scaling Γ ; a blow-up by a factor polynomial in n is sufficient.⁵ More specifically, we scale Γ by a polynomial multiple of 2 and increase the x -coordinate of each clause vertex by 1.

With a suitable drawing of $G_{\tilde{\phi}}$ at hand, we start the drawing of G_{ϕ} with the curve that will contain the cycle κ (we add its vertices later). It can be partitioned into two paths, one that will contain the elements of the variable set V (κ_V) and one for the elements of the clause set (κ_C). In our drawing shown in Figure 3, we obtain a rectangular region R , whose

⁵We can consider the smallest horizontal distance between a vertex and a non-incident edge. This distance v is rational with numerator and denominator quadratic in the largest coordinate. By multiplying the x -coordinates of the vertices by $2/v$, rounding, and again multiplying by 2, we get the desired embedding, similar to [1, Lemma 6.1]. But again, we emphasize that our use of a straight-line embedding is for convenience only and can be replaced in a way discussed at the end of this section.

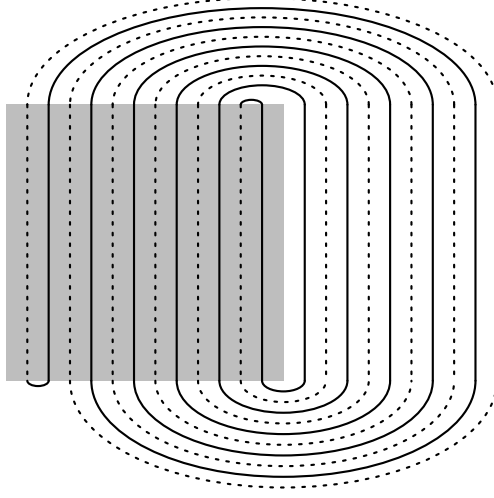


Figure 3: Drawings of the paths κ_C (solid) and κ_V (dotted), containing the clauses and variables of ϕ , respectively. They intersect a rectangle R (gray) in vertical segments. The incidence graph is drawn inside R .

intersection with κ consists of vertical line segments of unit distance, in alternation belonging to κ_V and κ_C . We call them the *clause segments* and *variable segments*, respectively. We assume that the segments are placed on the integer grid with unit distance, with the variable segments having even x -coordinates and the clause segments having odd x -coordinates. In other words, R represents a grid in which the columns are traversed in alternation by κ_V and κ_C .

Place Γ inside R . By the construction of Γ , all its variable vertices have even x -coordinates and are thus on variable segments, and its clause vertices are on clause segments. Throughout this paper, we will make use of this construction in various proofs, and thus call it an *R -drawing* for future reference. We obtain G_ϕ by replacing the edges of Γ by gadgets, consisting of subgraphs of G_ϕ . In the construction, we will make use of “cyclic implications”, effectively copying the value of a variable; the graph G_ϕ will contain many pairs of variables x and x' with a clause $c_x = (\neg x \vee x')$ and a clause $c'_x = (x \vee \neg x')$. Clearly, $x = x'$ in any satisfying assignment. We depict the negation in such a clause c_x by an arrow from x to c_x , and from c_x to x' (where the arrows are also edges of the incidence graph). In general, we use the convention that an arrow from a variable to a clause denotes that the variable occurs negated in that clause, while an arrow from the clause to the variable means that the variable occurs unnegated.

We replace each edge e of Γ by a sequence of so-called *connector gadgets*. A connector gadget consists of two variables x and x' , and two clauses $c_x = (\neg x \vee x')$ and $c'_x = (\neg x' \vee x)$ (implying $x = x'$ in any satisfying truth assignment). The variable vertices x and x' are placed on the intersections of e with two consecutive variable segments in R , and the clause vertices c_x and c'_x are placed on the clause segment between them (also close to the crossing of e and the clause segment). Note that these new vertices subdivide κ . An edge in Γ connecting a variable $\tilde{v} \in \tilde{V}$ to a clause $\tilde{c} \in \tilde{C}$ that crosses κ can be replaced by a sequence of connector gadgets in a sufficiently small neighborhood of the edge, as shown in Figure 4. Thus, in the resulting drawing, we have subdivided κ to remove crossings with e , and the resulting formula is satisfiable if and only if the initial formula is satisfiable.

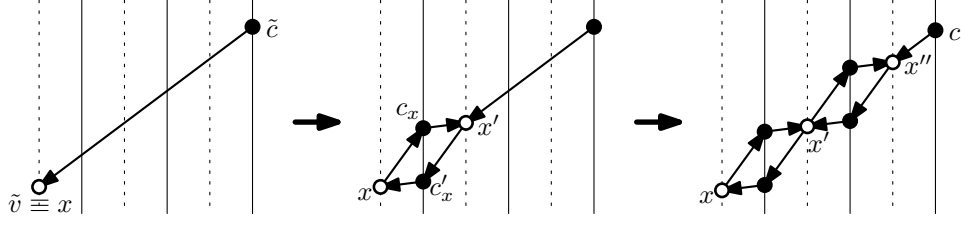


Figure 4: An edge of the initial incidence graph crossing the cycle κ (left) can be replaced by a sequence of connector gadgets. Variable vertices are white dots, clause vertices are black. The first connector gadget is attached to a variable \tilde{v} , i.e., \tilde{v} plays the role of variable x in the connector gadget. The two variables in the connector gadget (middle) have the same value, and the occurrence of a variable x in the clause \tilde{c} is replaced by the last variable x'' to obtain an equivalent clause c .

Replacing the edges of Γ by the connector gadgets results in a drawing of G_ϕ . As all edges are x -monotone, they intersect κ as required for the construction of the edges (and in particular each edge crosses clause segments and variable segments in alternation). Thus, all crossings with κ are replaced. Thus this drawing is planar and contains a number of vertices that is polynomial in $|C|$, as the number of crossings of an edge in Γ with clause and variable segments (and thus the number of vertices needed to replace the edge) is bounded by the grid size. (For a more precise estimate of the number of vertices see the discussion at the end of this section.) Also, all “new” clauses contain only two variables (we will see a modification of the reduction without this property). As none of the edges in the resulting embedding of G_ϕ crosses the initially drawn cycle for κ , G_ϕ can be augmented by κ along that cycle maintaining planarity. Finally, observe that ϕ is satisfiable if and only if $\tilde{\phi}$ is: the two variables of a connector gadget must have the same value, and the clauses not part of the connector gadget are the clauses of \tilde{C} in which we replaced variables by others that have to be equal. We thus obtain our main result.

Theorem 2. LINKED PLANAR 3-SAT is NP-complete.

Observe that our construction also does not change the number of satisfying assignments, i.e., the reduction is parsimonious. Since counting the number of satisfying assignments to a planar 3-SAT formula is #P-complete [16], this also holds for LINKED PLANAR 3-SAT.

Theorem 3. LINKED PLANAR 3-SAT is #P-complete.

A note on the embedding. In our reduction, we were using a straight-line drawing of the incidence graph for convenience. However, as the reader may have noticed by now, we do not rely on an actual drawing in the plane. We are merely considering the topology of the embedding to add the edges of κ and the connector gadgets in order to construct a planar graph. The clause and variable segments in the region R can be seen as snapshots of a vertical sweep line passing over the drawing. With this in mind, we can get an R -drawing of a graph by a topological sweep of the incidence graph. We can think of a bi-infinite curve K that sweeps over the drawing and that at any time during the sweep intersects each edge in at most one point. The sweep curve is implemented as a cut of the graph. See, e.g., [13]. This sweep can be done such that the curve never intersects a clause vertex and a variable vertex at the same time. As illustrated in Figure 5, such a sweep gives a way of adding the clause and variable segments of the reduction, resulting in an R -drawing. When passing

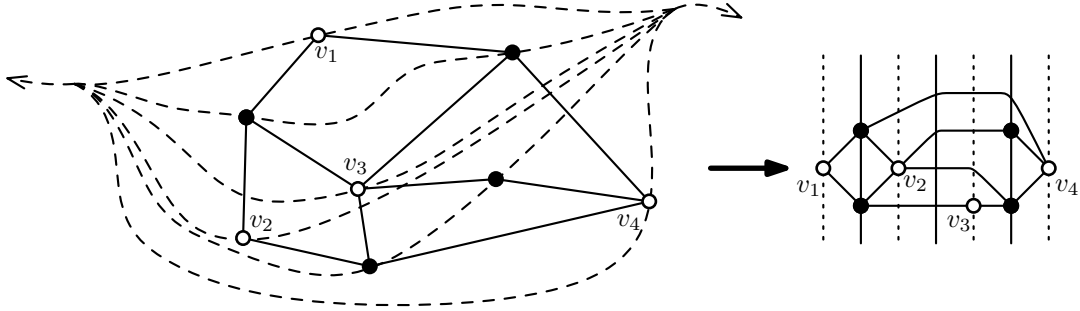


Figure 5: A topological sweep of a drawing (left) determines a way of adding clause segments and variable segments for the reduction.

over a clause vertex, we make the intersection of K and R a clause segment (that may no longer be straight-line), and to a variable segment when passing over a variable vertex. If there are, say, two consecutive variable segments, we place a clause segment corresponding to a state of K in-between these segments. This way of producing the graph G_ϕ allows for a more fine-grained analysis of the number of additional vertices required. We get at most $2(|\tilde{V}| + |\tilde{C}|) - 1$ clause and variable segments. As the number of edges in the initial incidence graph $G_{\tilde{\phi}}$ is linear in the number of vertices, the number of vertices in the final incidence graph is in $O(|\tilde{C}|^2)$.

Let us illustrate the reduction explicitly starting with a VAR-LINKED PLANAR 3-SAT instance, not relying on the straight-line embedding. Figure 6 shows an example of the reduction starting with the three-legged drawing shown in Figure 2. We can multiply the coordinates of the vertices (and of the bends) by four; this gives enough freedom to embed the vertices accordingly. Observe that the vertices and bends of such an embedding have coordinates of absolute value at most $4 \cdot 3|\tilde{C}|$ (and in this representation, observe that we only need to blow the grid up by a factor of 2). We replace each horizontal bar representing a variable by a sequence of connector gadgets as shown in Figure 6. Note that all variables in the gadget have the same value due to the cyclic implication, and all its vertices have distance at most one from the original segment. The original vertex representing a clause, say, $\tilde{c} = (v_1 \vee v_3 \vee \neg v_4)$ is replaced by a clause $c = (v'_1 \vee v'_3 \vee \neg v'_4)$. Observe that due to the cyclic implication, the variables v_1, v_2, \dots need to have the same values as their surrogates v'_1, v'_2, \dots . Since all coordinates of Γ are multiples of four, the gadgets can be drawn inside the “thickened” legs of the initial drawing, and thus the new drawing remains crossing-free.

3 Further variants

We use the main idea of drawing the cycle κ as shown in Figure 3 to obtain similar reductions for variants of the planar satisfiability problem. If the initial problem is known to be hard, we merely need to find an appropriate connector gadget to replace the crossings of edges of $G_{\tilde{\phi}}$ and κ .

3.1 Positive Planar 1-in-3-SAT

It is easy to transform our reduction to be an instance of 1-IN-3-SAT, where exactly one variable is true: we get the “main” clauses directly from an initial 1-IN-3-SAT instance, and the connector gadgets are the same. We therefore impose two more requirements on

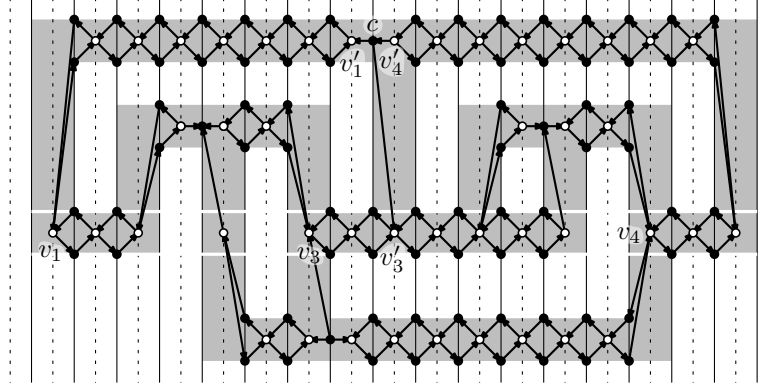


Figure 6: A construction based on the three-legged drawing in Figure 2. A clause $\tilde{c} = (v_1 \vee v_3 \vee \neg v_4)$ of $\tilde{\phi}$ in Γ is replaced by the clause $c = (v_1' \vee v_3' \vee \neg v_4')$. The truth value of the variables on the x -axis is “transported” to the new clause by the according cyclic implications.

the instance. First, all clauses should have three elements, and second, all literals should be unnegated, i.e., positive.

Definition 4 (POSITIVE PLANAR 1-IN-3-SAT [25]). Given a formula ϕ in which each clause contains exactly three distinct unnegated literals, and an embedding of the incidence graph G_ϕ , the POSITIVE PLANAR 1-IN-3-SAT problem asks whether there exists a satisfying assignment of ϕ such that exactly one variable in each clause is true.

Mulzer and Rote [25] show that deciding satisfiability of POSITIVE PLANAR 1-IN-3-SAT instances is hard, even if the incidence graph can be augmented by a variable cycle.

Theorem 5. *The POSITIVE PLANAR 1-IN-3-SAT problem remains NP-complete even for problem instances that are also instances of the LINKED PLANAR 3-SAT problem.*

Proof. The reduction starts again by extending the embedding of the initial POSITIVE PLANAR 1-IN-3-SAT incidence graph by clause and variable segments, i.e., by constructing an R -drawing. In our initial reduction, the connector gadget had a width of two, effectively connecting two variable vertices on neighboring variable segments. In the current reduction, our connector gadgets have a width of four. Hence, we start off with an R -drawing as in our initial reduction and then place two pairs of clause and variable segments between each two neighboring variable and clause segment (obtaining again an R -drawing). See Figure 7. This can be done by an according topological sweep of the initial embedding, as described in Section 2. (Alternatively, we can use a straight-line embedding on the integer grid.) By this construction, all variable and clause vertices are placed on the appropriate part of κ . Further, the number of clause segments between a variable and a clause to its right is a multiple of two (we require this of the gadget width described below), and is odd for any variable to the right of the clause (which will become important if all three variables of a clause are to its right).

We use two clauses sharing two variables to produce a connector gadget, as shown in Figure 8. The two clauses (x, a, b) and (x', a, b) ensure that $x = x'$. The construction works analogous to the simpler connector gadget of the previous section,⁶ except for the

⁶We thank an anonymous referee for simplifying the previously-used gadget.

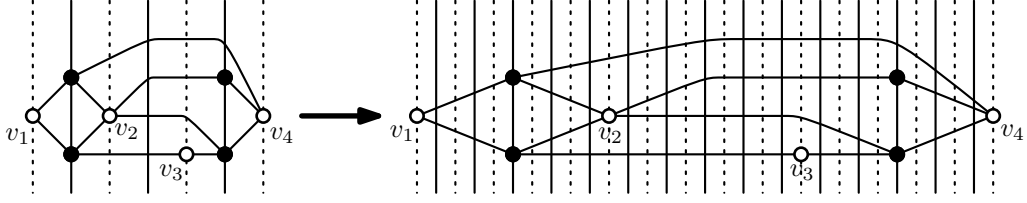


Figure 7: An R -drawing can be extended by adding further clause and variable segments between the existing one.

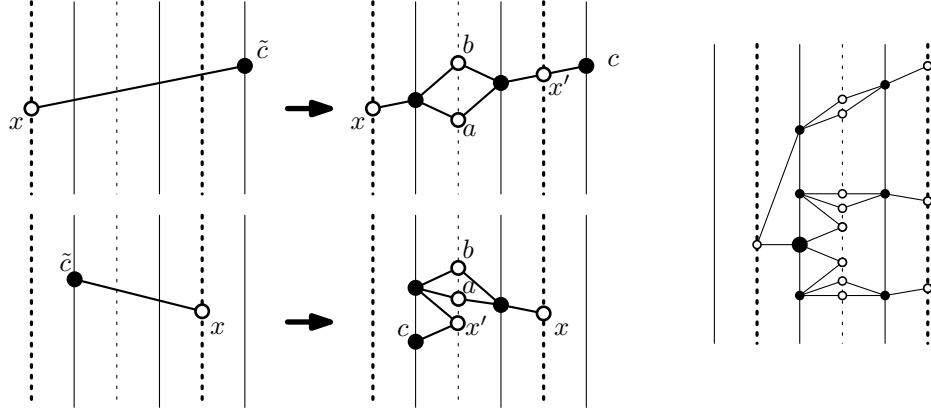


Figure 8: Reduction for the POSITIVE PLANAR 1-IN-3-SAT variant. If $x = 1$, then both $a = 0$ and $b = 0$, and thus $x' = 1$ as well. Otherwise, exactly one of a and b is 1 and we again have $x = x'$. When, in the initial graph, the variable vertices incident to a clause have larger x -coordinate, the gadgets cannot completely follow the edges, as the connector gadgets have width 4. Such a situation is shown to the right, where all initial variable vertices are to the right of the initial clause (the fat vertex).

following caveat. The connector gadgets have width 4. Consider a variable vertex x and a neighboring clause \tilde{c} . By our construction, if x is to the left of \tilde{c} , the number of pairs of clause and variable segments between x and \tilde{c} is a multiple of two. Hence, the connector gadgets can be placed as shown on top of Figure 8. If x is to the right of \tilde{c} , we have a similar situation, but one clause segment less, and we place the connector gadget at \tilde{c} as shown at the bottom of Figure 8. If all of the three variable vertices incident to a clause are to its right, one of the three connector gadgets has to be constructed using the variable segment to the left of the clause, as shown in the sketch on the right of Figure 8. (Note that in this case the three connector gadgets incident to the clause can be drawn as shown because there is an odd number of clause segments between each variable and the clause; also this does not interfere with other gadgets due to the extra clause and variable segments added to the initial R -drawing.) \square

Observe that the number of vertices in the constructed incidence graph is again quadratic in the number of vertices of the initial one by the same arguments as in Section 2.

3.2 Exactly three distinct variables per clause

If we require the formula to have exactly three distinct variables in each clause, the reduction can also be modified accordingly. Mansfield [23] showed how to extend Lichtenstein's construction to obtain a planar 3-SAT formula with exactly three different variables per clause⁷ by constructing such a formula with planar incidence graph and a variable that is false in every satisfying assignment.

Theorem 6. *The LINKED PLANAR 3-SAT problem remains NP-complete even if each clause contains exactly three different variables.*

Proof. We reduce from the non-linked version of the problem by drawing an incidence graph on our grid and replace edge parts by gadgets that transport the truth settings of a variable. We start with an R -drawing and extend it, similar to the proof of Theorem 5, by four pairs of clause and variable segments between every two initial neighboring variable and clause segments to a new R -drawing. Thus, the horizontal distance between a variable vertex \tilde{v} and a clause vertex \tilde{c} to its right is $8k + 1$, for some natural number k , and if \tilde{c} is to the left of \tilde{v} , then the horizontal distance is $8k - 1$. Again, our connector gadgets have width 4. They are shown in Figure 9. By their construction, two variables x and x' always have the same value: When removing u from the shown formula, we get $x \Rightarrow a$ and $a \Rightarrow x'$, as well as $x \Rightarrow b$ and $b \Rightarrow x'$. Since u occurs unnegated in the clauses containing a , and it occurs negated in the clauses containing b , one of the two implication pairs will make sure that $x \Rightarrow x'$. More formally, we have $(\neg x \vee a \vee u) \wedge (\neg a \vee u \vee x')$, which entails $(\neg x \vee u \vee x')$, and $(\neg x \vee b \vee \neg u) \wedge (\neg b \vee \neg u \vee x')$, which entails $(\neg x \vee \neg u \vee x')$. These two clauses have $(\neg x \vee x')$ as a resolvent. Analogously, the clauses containing u' imply $x' \Rightarrow x$.

We note that in Mansfield's reduction it is no longer shown that there exists a variable cycle, so we cannot rely on a three-legged embedding. As in the previous reduction, the connector gadgets have width 4. This time, however, when all variable vertices of a clause vertex are to its right, one sequence of edge connectors replacing an edge of the initial incidence graph needs to take a larger detour to connect to the clause, as shown on the right of Figure 9. Doing this detour is possible as there is no vertex of the initial graph of distance 5 or less to the left of the clause vertex (which is the reason of adding four pairs of clause and variable segments instead of two to the initial R -drawing). As this results in a plane LINKED PLANAR 3-SAT instance that is satisfiable if and only if the initial one was, the theorem follows. \square

Note that the bi-implication implemented by the connector gadget has sixteen different truth assignments, independent of whether x is true or false. As the PLANAR 3-SAT problem is known to be #P-complete even if each clause contains exactly three distinct variables [16], we can add connector gadgets to transform any such instance into a LINKED PLANAR 3-SAT instance. For each connector gadget, the number of solutions is multiplied by 16.

Theorem 7. *The LINKED PLANAR 3-SAT problem remains #P-complete even if each clause contains exactly three different variables.*

3.3 Monotonicity restrictions

We can add the following list of restrictions to the setting for which the problem remains hard. Both can be shown by reducing from MONOTONE PLANAR 3-SAT.

A clause is *monotone* if it contains either only negated or only unnegated literals; a formula is *monotone* if all its clauses are monotone.

⁷This restriction has been re-discovered, e.g., in [16].

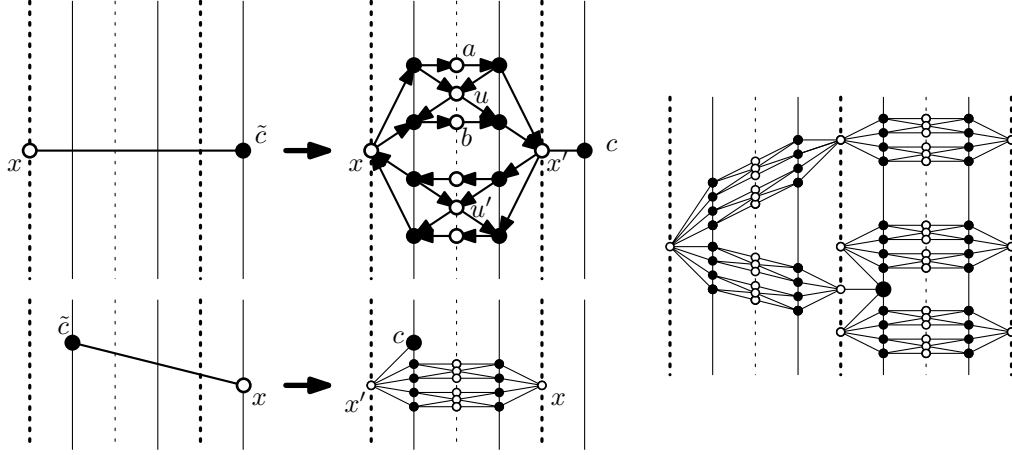


Figure 9: A modified connector gadget. The variable x has to have the same value as x' . All clauses have exactly three distinct variables. Recall that an arrow from a variable to a clause indicates that the variable occurs negated; for an arrow from the clause to the variable, the occurrence is unnegated. (At the bottom and to the right, we omit arrows for clarity.) Since the connector gadgets have width 4, we may have to “overshoot” when all variable vertices of an initial clause vertex (fat dot) are to its right. As there are no vertices of the initial graph at horizontal distance 5 or less from the clause vertex, this construction is possible.

Definition 8 (MONOTONE PLANAR 3-SAT). Let $G_\phi = (C \cup V, E)$ be the incidence graph of a 3-SAT formula ϕ , where C is the set of clauses and V is the set of variables of ϕ , and each clause of C is monotone. The MONOTONE PLANAR 3-SAT problem asks whether ϕ is satisfiable.

This problem has been shown to be NP-complete by de Berg and Khosravi [7]; they actually show that the problem remains hard even if there is a variable cycle separating the clauses with the negated variables from the ones with the unnegated variables. That is, the incidence graph can be drawn in a rectilinear way, with the variables on the x -axis and exactly the clauses with the negated occurrences below the x -axis. We can use their result to show hardness of the specialization of the problem to our setting.

Theorem 9. *The LINKED PLANAR 3-SAT problem remains NP-complete even if all clauses are monotone.*

Proof. We reduce from MONOTONE PLANAR 3-SAT. The construction is the same as in the previous reductions, except for the connector gadget. Again, we have a connector gadget of width 4 (described below). Therefore, we start by an R -drawing and place two pairs of clause and variable segments between each two neighboring variable and clause segments (as in the reductions of Theorems 5 and 6).

The connector gadget, shown in Figure 10, consists of three variables x , \bar{x} , and x' . We add two clauses $(x \vee \bar{x})$ and $(\neg x \vee \neg \bar{x})$, which entail $x \neq \bar{x}$. Another pair of clauses, $(\bar{x} \vee x')$ and $(\neg \bar{x} \vee \neg x)$, imply $\bar{x} \neq x'$, and we thus have $x = x'$. Again, if x is to the left of a clause \tilde{c} in the R -drawing, the number of clause segments between x and \tilde{c} is a multiple of two, and so is the number of variable segments; hence, we can place the gadgets as on the top of Figure 10. If x is to the right of \tilde{c} , we place the connector gadget at \tilde{c} as shown at the bottom of Figure 10.

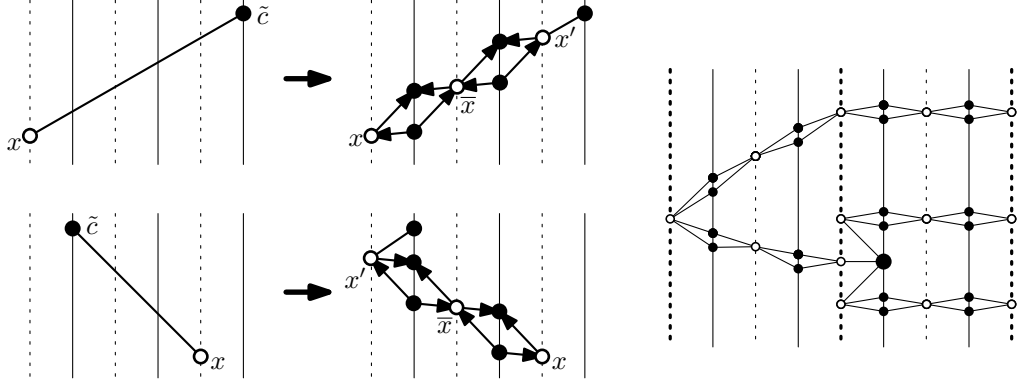


Figure 10: A variant of the connector gadget in which all clauses are monotone. We have $x \neq \bar{x} \neq x' = x$ in the middle.

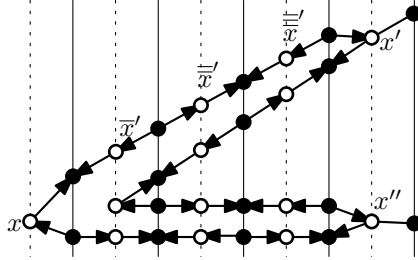


Figure 11: The gadget shown in Figure 10 can be further split to have each variable vertex of degree at most three.

We can deal with the position of the clause being off by one to the end of each connector gadget in the same way as in the proof of Theorem 6; see Figure 10 (right). \square

We note that the connector gadget of the previous reduction can be further split to show NP-hardness for instances in which a variable occurs only three times. To prevent from being too repetitive, we merely give a sketch of the construction in Figure 11. The variables x , x' , and x'' can be shown to have the same value by applying resolution: for example, the clauses $(\neg x \vee \neg \bar{x}') \wedge (\bar{x}' \vee \bar{x}) \wedge (\neg \bar{x}' \vee \neg \bar{x}) \wedge (\bar{x} \vee x')$ can be resolved to $(\neg x \vee x')$. The remaining clauses of the cycle imply $(\neg x' \vee x)$. In general, every second variable in the cycle will have the same value; in the drawing, we have $x = x' = x''$.

Let us now consider a variant that is of particular interest for the motivation of platform games mentioned in the introduction. Lichtenstein already showed that PLANAR 3-SAT remains NP-complete even if we require that the variable cycle partitions the edges of every variable vertex into those leading to a negated occurrence and those leading to an unnegated one [22, Lemma 1]. (As he mentions, this also implies that one could split a variable vertex into two literal vertices while preserving planarity.) Note that there is a subtle difference to the restriction of de Berg and Khosravi [7] to MONOTONE PLANAR 3-SAT, as the side of the variable cycle to which the edges to the negated occurrences emanate is not fixed globally. The following set of related restrictions could be particularly interesting for further reductions.

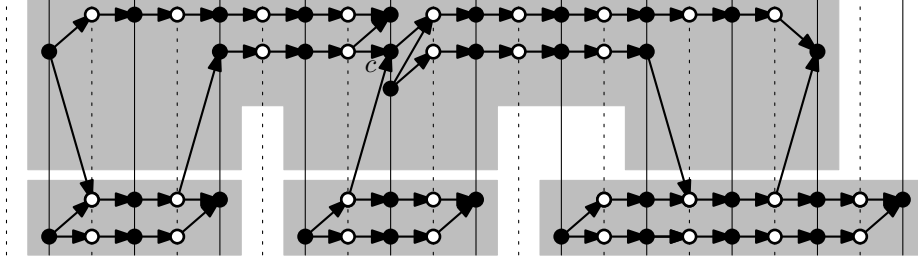


Figure 12: All clauses have negative literals to the left and positive literals to the right. The variable state is transported by cycles where the variables on top have the negative value of the variables at the bottom. A clause $\tilde{c} = (x \vee y \vee z)$ is transformed to $c = (\neg \bar{x}_i \vee \neg \bar{y}_j \vee z_k)$. The three-legged embedding of the clause is indicated by the gray contour.

Theorem 10. *The LINKED PLANAR 3-SAT problem remains NP-complete even if, for each clause, the edges corresponding to positive occurrences emanate to the interior of the cycle κ , and the ones to negated occurrences to the exterior. In addition, each variable occurs in at most three clauses.*

Proof. We reduce from the MONOTONE PLANAR 3-SAT variant of de Berg and Khosravi [7], using a three-legged embedding. The construction (see Figure 12) uses cycles consisting of the variables x_1, \dots, x_k and $\bar{x}_1, \dots, \bar{x}_k$ and clauses $(\neg x_i \vee x_{i+1})$ and $(\neg \bar{x}_i \vee \bar{x}_{i+1})$ for all valid indices, as well as the clauses $(x_1 \vee \bar{x}_1)$ and $(\neg x_k \vee \neg \bar{x}_k)$. The latter thus entails $(\neg x_1 \vee \neg \bar{x}_1)$. We therefore have $x_i = x_j$, $\bar{x}_i = \bar{x}_j$, and $x_i \neq \bar{x}_j$ for $i, j \leq k$. The variable vertices are placed from left to right with increasing indices. Thus, the variables on the upper part of the cycle have the opposite value of those on the lower part. For a clause with positive literals in the MONOTONE PLANAR 3-SAT instance, we connect the variables as in Figure 12.

We therefore have variable gadgets that consist of said cycles; see the three bottom-most cycles in Figure 12. These variable gadgets are connected to the clause c (which represents the clause of the initial formula) either directly (for the middle variable gadget), or via another cycle (for the left and the right variable gadget). For these connector gadgets, we again have that the variables on the upper part have the opposite value as those of the lower part; in the way a variable gadget and a connector gadget are connected, a variable on the upper part of the variable gadget has the same value as one on the lower part of the connector gadget. The clause c has two edges to the left (which therefore correspond to negated occurrences) and one to the right (an unnegated occurrence). In the setting shown in Figure 12), we consider a variable set to true if the variables on the lower part of the variable gadget are true. A clause $\tilde{c} = (x \vee y \vee z)$ is thus transformed to $c = (\neg \bar{x}_i \vee \neg \bar{y}_j \vee z_k)$. We can have variable gadgets of arbitrary width simply by having larger cycles, and connect the clauses according to the three-legged embedding. The resulting construction is thus crossing-free, and the formula is satisfiable if and only if the initial one is. \square

Let us point out that we cannot strengthen the theorem by requiring that all clauses are monotone. In that case, the clause vertices would be incident to the same face after the removal of κ . The incidence graph then would be 2-outerplanar. As discussed in the introduction, such instances can be solved in polynomial time.

Observe that the connector gadgets in Figure 12 use only clauses with two variables. The reduction therefore also works for PLANAR 2-SAT instances. While PLANAR 2-SAT can be solved in polynomial time, it is known to be #P-complete [29]. As our gadgets are

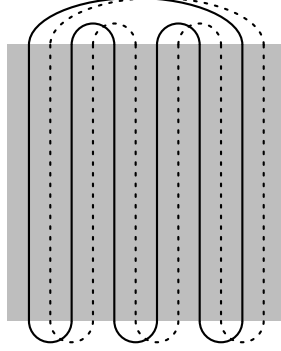


Figure 13: A construction similar to the one in Figure 3 can be used to show that all the incidence graphs we obtain can be augmented by either a clause cycle or a variable cycle (and not just two paths obtained from κ).

parsimonious (i.e., do not change the number of solutions), they can be applied to show #P-completeness.

Theorem 11. *The LINKED PLANAR 2-SAT problem is #P-complete. It remains #P-complete even if for each clause, the edges corresponding to positive occurrences emanate to the interior of the cycle κ , and the ones to negative literals to the exterior.*

Note that an NP-hardness reduction for the case where each variable occurs in at most three clauses requires that there are clauses with at most two (different) literals, as every CNF formula with exactly three literals per clause and at most three occurrences per variable is satisfiable [28].

Darmann, Döcker, and Dorn [5, 6] showed how to reduce the number of times a variable occurs. For the variant of MONOTONE PLANAR 3-SAT that requires exactly three different variables per clause, the complexity was previously unknown [5, 6]. Surprisingly, it turns out that such instances are always satisfiable, as discussed in Section 5.

4 Remark: different cycles through clauses and variables

Observe that, for all our constructions, G_ϕ still allows for adding a variable cycle H , as well as a clause cycle H' , as shown in Figure 13. But these cycles will, in general, cross mutually. Also, they will cross the cycle κ . Recall that if H did not cross H' or κ_C , the problem would be solvable in polynomial time [10].

Using the gadgets and the two cycles shown in Figure 13, we observe that PLANAR 3-SAT remains NP-complete even if these cycles exist for all variants mentioned. While the variable and clause cycles have been identified in [22] and [21], respectively, it seems to have been unknown for the variants using exactly three variables per clause (even though Mansfield's construction [23] can be embedded to obtain the cycles). Also, it seems that clause cycles have not been considered for MONOTONE PLANAR 3-SAT and PLANAR POSITIVE 1-IN-3-SAT.



Figure 14: Clause (black) with at least three distinct variables (white). We can augment the graph with a 3-cycle through variables (dashed) and remove the clauses while preserving planarity. In any 4-coloring of the graph, the three variables belong to three different color classes and thus there always exists a satisfying truth assignment by setting the variables of two color classes to true.

5 Properties forcing satisfiability

Planarity is a rather drastic combinatorial restriction on the structure of a graph. While NP-completeness of 3-SAT is preserved in the planar setting, further properties may lead not only to polynomial-time algorithms (as for PLANAR NAE-SAT [24]), but also to instances that are always satisfiable. The following statement does not only hold for PLANAR 3-SAT, but for an arbitrary number of variables per clause.

Theorem 12. *Every instance of PLANAR SAT in which each clause has at least three negated or at least three unnegated occurrences of distinct variables is satisfiable. A satisfying assignment can be found in quadratic time.*

Proof. Consider any plane drawing of the incidence graph of the formula. For each clause vertex, we can add a 3-cycle consisting of three of its variable vertices that are either all negated or all unnegated, as shown in Figure 14. (For clauses with three variables this is similar to a Y- Δ transform, a common operation to replace a vertex of degree 3 by a 3-cycle: connect two variables by a curve in a neighborhood of the two edges connecting them to the clause.) Observe that, after removing the clause vertices, the resulting graph is still planar. It is thus 4-colorable [3] and we may consider any 4-coloring of the variables. Set the variables of the vertices with colors 1 and 2 to true, and the others to false. A 3-cycle contains three different colors, and thus a 3-cycle through tree (monotone) variable vertices has at least one variable set to true and one variable set to false. \square

Corollary 13. *Every instance of MONOTONE PLANAR SAT with at least three distinct variables per clause is satisfiable.*

Corollary 14. *Every instance of PLANAR SAT with at least five distinct variables per clause is satisfiable.*

For at least four variables per clause, we can give a similar result, closing the gap between Corollary 14 and Mansfield's result [23], using less heavy machinery than the Four-Color theorem. The proof makes use of Hall's theorem [14], inspired by a technique by Tovey [28]: each subset of k clauses has at least k variables occurring in it.

Lemma 15. *Let $G = (B \cup C, E)$ be a bipartite planar graph with parts B and C such that all vertices in C have degree at least four. Then there exists a matching covering every vertex of C .*

Proof. Consider any plane embedding of G and let $C' \subseteq C$ be an arbitrary subset of C . Then we denote by $B' \subseteq B$ the elements of B that share an edge with an element of C' . Let

G' be the subgraph of G induced by $C' \cup B'$, let E' be the set of edges of G' , and let F' be the set of the faces of G' . Further, let $k \geq 1$ be the number of connected components of G' . Euler's formula states that $|B'| + |C'| - |E'| + |F'| = 1 + k$. Every edge has two incidences with faces, and since G' is bipartite, every face has at least four incidences with edges. We get

$$2|E'| = \sum_{f \in F'} |f| \geq 4|F'|, \quad (1)$$

where $|f|$ is the number of incidences of edges with the face f . (Note that an edge may have same face f on both of its sides; such an edge counts twice for $|f|$.) Combining Euler's formula and (1) to $|E'| \geq 2(1 + k - |B'| - |C'| + |E'|)$ gives the bound

$$2|B'| + 2|C'| - 2 - 2k \geq |E'|. \quad (2)$$

Further, $|E'| \geq 4|C'|$, as G' is bipartite and every element of C' is incident to at least four edges. Combining this with (2) results in

$$|C'| \leq |B'| - 1 - k. \quad (3)$$

Recall that C' is an arbitrary subset of C , and thus, for every subset of C , the set of adjacent elements in B has at least the same cardinality. Therefore, by Hall's theorem [14], there is a matching on G that covers C . \square

Theorem 16. *Every CNF formula with planar incidence graph of n vertices and at least four distinct variables per clause has a satisfying assignment, which can be found in $O(n^{1.5})$ time.*

Proof. Let ϕ be a planar SAT instance with vertex set V and clause set C , and let $G_\phi = (V \cup C, E)$ be the associated incidence graph. By Lemma 15, there is a matching on G_ϕ covering C , which assigns a distinct variable to each clause (i.e., a system of distinct representatives for the clauses). If we set the corresponding literal to true, we get an assignment satisfying ϕ . The matching can be found using the algorithm by Hopcroft and Karp [15], which runs in $O(|E|\sqrt{v})$. As G is planar, $|E| \in O(n)$, from which the claimed time bound follows. \square

Acknowledgments. The LINKED PLANAR 3-SAT problem has been brought to our attention by Lena Schlipf. We thank Erik Demaine for pointing out the motivation in platform games, as well as Patrick Schnider, Michael Hoffmann, and Janosch Döcker for valuable discussions. We also thank an anonymous reviewer for the indicated simplification in the proof of Theorem 5.

References

- [1] Oswin Aichholzer, Wolfgang Mulzer, and Alexander Pilz. Flip distance between triangulations of a simple polygon is NP-complete. *Discrete Comput. Geom.*, 54:368–389, 2015.
- [2] Greg Aloupis, Erik D. Demaine, Alan Guo, and Giovanni Viglietta. Classic Nintendo games are (computationally) hard. *Theor. Comput. Sci.*, 586:135–160, 2015.
- [3] Kenneth Appel and Wolfgang Haken. *Every Planar Map is Four-Colorable*. Number 98 in Contemporary Mathematics. AMS, 1989. With the collaboration of J. Koch.

- [4] Hans L. Bodlaender. A partial k -arboretum of graphs with bounded treewidth. *Theor. Comput. Sci.*, 209(1-2):1–45, 1998.
- [5] Andreas Darmann, Janosch Döcker, and Britta Dorn. On planar variants of the monotone satisfiability problem with bounded variable appearances. *CoRR*, abs/1604.05588, 2016.
- [6] Andreas Darmann, Janosch Döcker, and Britta Dorn. The monotone satisfiability problem with bounded variable appearances. *Int. J. Foundations Comp. Sci.*, 2017. To appear.
- [7] Mark de Berg and Amirali Khosravi. Optimal binary space partitions for segments in the plane. *Int. J. Comput. Geometry Appl.*, 22(3):187–206, 2012.
- [8] Hubert de Fraysseix, Patrice Ossona de Mendez, and János Pach. A left-first search algorithm for planar graphs. *Discrete Comput. Geom.*, 13:459–468, 1995.
- [9] Hubert de Fraysseix, János Pach, and Richard Pollack. How to draw a planar graph on a grid. *Combinatorica*, 10(1):41–51, 1990.
- [10] Erik Demaine. Algorithmic lower bounds: Fun with hardness proofs; Lecture 7. <http://courses.csail.mit.edu/6.890/fall14/scribe/lec7.pdf>. Scribe: Quanquan Liu, Jeffrey Bosboom. Retrieved June 21, 2017.
- [11] Michael R. Fellows, Jan Kratochvíl, Matthias Middendorf, and Frank Pfeiffer. The complexity of induced minors and related problems. *Algorithmica*, 13(3):266–282, 1995.
- [12] Eldar Fischer, Johann A. Makowsky, and Elena V. Ravve. Counting truth assignments of formulas of bounded tree-width or clique-width. *Discrete Appl. Math.*, 156:511–529, 2008.
- [13] Leonidas J. Guibas and Raimund Seidel. Computing convolutions by reciprocal search. *Discrete Comput. Geom.*, 2:175–193, 1987. doi:10.1007/BF02187878.
- [14] Philip Hall. On representatives of subsets. *J. London Math. Soc.*, s1-10(1):26–30, 1935.
- [15] John E. Hopcroft and Richard M. Karp. An $n^{5/2}$ algorithm for maximum matchings in bipartite graphs. *SIAM J. Comput.*, 2(4):225–231, 1973.
- [16] Harry B. Hunt III, Madhav V. Marathe, Venkatesh Radhakrishnan, and Richard E. Stearns. The complexity of planar counting problems. *SIAM J. Comput.*, 27(4):1142–1167, 1998.
- [17] Sanjeev Khanna and Rajeev Motwani. Towards a syntactic characterization of PTAS. In *Proc. 28th Symp. Theory of Computing*, pages 329–337, 1996.
- [18] Donald E. Knuth. Nested satisfiability. *Acta Inf.*, 28(1):1–6, 1990.
- [19] Donald E. Knuth and Arvind Raghunathan. The problem of compatible representatives. *SIAM J. Discret. Math.*, 5(3):422–427, 1992.
- [20] Jan Kratochvíl and Mirko Křivánek. Satisfiability of co-nested formulas. *Acta Inf.*, 30(4):397–403, 1993.
- [21] Jan Kratochvíl, Anna Lubiw, and Jaroslav Nešetřil. Noncrossing subgraphs in topological layouts. *SIAM J. Discrete Math.*, 4(2):223–244, 1991.

- [22] David Lichtenstein. Planar formulae and their uses. *SIAM J. Comput.*, 11:329–343, 1982.
- [23] Anthony Mansfield. Determining the thickness of graphs is NP-hard. *Math. Proc. Cambridge Phil. Soc.*, 93(01):9–23, 1983.
- [24] Bernard M. E. Moret. Planar NAE3SAT is in P. *SIGACT News*, 19(2):51–54, June 1988.
- [25] Wolfgang Mulzer and Günter Rote. Minimum-weight triangulation is NP-hard. *J. ACM*, 55(2):11:1–11:29, 2008.
- [26] Walter Schnyder. Embedding planar graphs on the grid. In David S. Johnson, editor, *Proc. 1st Symp. on Discrete Algorithms*, pages 138–148. SIAM, 1990.
- [27] Simon Tippenhauer. On planar 3-SAT and its variants. Master’s thesis, Freie Universität Berlin, 2016.
- [28] Craig A. Tovey. A simplified NP-complete satisfiability problem. *Discrete Appl. Math.*, 8(1):85–89, 1984.
- [29] Salil P. Vadhan. The complexity of counting in sparse, regular, and planar graphs. *SIAM J. Comput.*, 31(2):398–427, 2001.