

A Primal-Dual based Distributed Approximation Algorithm for Prize Collecting Steiner Tree

Parikshit Saikia, Sushanta Karmakar
s.parikshit@iitg.ernet.in, sushantak@iitg.ernet.in
Department of Computer Science and Engineering
Indian Institute of Technology Guwahati, India, 781039

November 7, 2018

Abstract

Constructing a steiner tree of a graph is a fundamental problem in many applications. Prize collecting steiner tree (PCST) is a special variant of the steiner tree problem and has applications in network design, content distribution etc. There are a few centralized approximation algorithms [12, 21, 7] for solving the PCST problem. However no distributed algorithm is known that solves the PCST problem with non-trivial approximation factor. In this work we present a distributed algorithm that constructs a prize collecting steiner tree for a given connected undirected graph with non-negative weight for each edge and non-negative prize value for each node. Initially each node knows its own prize value and weight of each incident edge. Our algorithm is based on primal-dual method and it achieves an approximation factor of $(2 - \frac{1}{n-1})$ of the optimal. The total number of messages required by our distributed algorithm to construct the PCST for a graph with $|V|$ nodes and $|E|$ edges is $O(|V|^2 + |E||V|)$. The algorithm is spontaneously initiated at a special node called the root node and when the algorithm terminates each node knows whether it is in the prize part or in the steiner tree of the PCST.

Keywords: steiner tree, prize collecting steiner tree, distributed approximation, primal-dual

1 Introduction

Minimum spanning tree problem is a fundamental problem in graph algorithm design. Given a connected graph $G = (V, E)$ and a function $w : E \rightarrow \mathbb{R}^+$, the goal of the MST problem is to find a subgraph $H = (V, E')$ of G such that $\sum_{e \in E'} w(e)$ is minimized. There are many centralized [31, 37] and distributed algorithms [20] for MST construction. Steiner tree problem is a generalization of the MST problem. The definition of steiner tree is as follows: given a connected graph $G = (V, E)$ and a function $w : E \rightarrow \mathbb{R}^+$, and a set of vertices $Z \subseteq V$, known as the set of terminals, the goal of the *steiner tree problem* is to find a subgraph $H = (V', E')$ of G such that $\sum_{e \in E'} w(e)$ is minimized subject to the condition that $Z \subseteq V' \subseteq V$. Both problems have many applications such as VLSI layout design [32], communication network [18], transportation network [35], perfect phylogeny in bioinformatics [10] etc. It is known that MST problem can be solved in polynomial time, however steiner tree problem is an NP-hard optimization problem [29]. Therefore many polynomial time approximation algorithms have been proposed for the steiner tree problem [3, 11, 4, 39, 36, 40] with various approximation factors and other performance guarantees. Byrka et al. [13] proposed a polynomial time approximation algorithm for the steiner tree problem for a general graph which has the best known approximation factor of $\ln 4 + \epsilon \approx 1.386 + \epsilon$, for $\epsilon > 0$. However it is a centralized algorithm and uses the technique of *iterative randomized rounding* of LPs. It is also known that the steiner tree problem for general graph cannot be solved in polynomial time with an approximation factor $\leq \frac{96}{95}$ [16].

There are many variations of the steiner tree problem. Some of them are *directed steiner tree problem* [47, 1, 15], *metric steiner tree problem* [41, 36], *euclidian steiner tree problem* [8, 45], *rectilinear steiner tree problem* [24, 27, 3, 11, 36], *steiner forest problem* [2, 33, 23, 46], and so on. The website [26] gives a continuously updated state of the art results for many variants of the problem. Out of the many variants, we focus on a special variant named “prize collecting steiner tree problem”.

Prize Collecting Steiner Tree

Definition 1.1 Given a connected weighted graph $G = (V, E, p, w)$ where V is the set of vertices, E is the set of edges, $p : V \rightarrow \mathbb{R}^+$ is a non-negative prize function and $w : E \rightarrow \mathbb{R}^+$ is a non-negative weight function, the goal is to find a tree $T' = (V', E')$ where $V' \subseteq V$ and $E' \subseteq E$ that minimizes the following function:

$$GW(T') = \sum_{e \in E'} w(e) + \sum_{v \notin V'} p(v)$$

Prize collecting steiner tree problem (PCST) involves situations in which various demand points (nodes) need to form a structure with minimum total connection cost. Each node has some non-negative prize associated with it. If some of the demand points are too expensive to connect then it is better not to include them in the structure and instead pay a penalty. Suppose a company wants to build an optical fibre network to provide broadband internet service to various customers.

In this case the network can be modeled as a graph considering street segments as the set of edges, and street segment endpoints as the set of vertices (aka customer locations). The cost of the edges are the installation costs of the cables. An optimal design of this network needs to take care of two objectives, (i) *connect to a set of customers that is as large as possible* and (ii) *connection cost is minimum*. In doing so some customers may be excluded from the structure as they may incur more connection cost. For such customers, the company pays a penalty which is proportional to the prize of the node. Therefore, the overall goal is to decide a subset of customers that should be connected so that the sum of the connection cost and the total penalty (for not connecting some customers) is minimized. Similarly many other practical problems like *protein protein interaction network* [17, 42], *leakage detection system* [38], *image segmentation* [43] etc. can be modeled as a PCST problem. It is clear that PCST problem is a further generalization of the well known steiner tree problem and therefore it is also an NP-hard optimization problem.

In this work we propose a distributed algorithm for constructing a PCST for a given graph with vertex and edge weights. It can have application in content distribution network formation or structuring an unstructured network. Any utility distribution company (video, gas, or electricity etc.) will find applicability of PCST in cost optimization. Unlike a centralized algorithm, the entire graph information is not available to any node in a distributed computing setting. Here each node is a computing entity and can communicate with its neighbors only. Each node locally decides whether it will belong to the steiner tree component or the prize components. Note that any node must belong to one of the two mentioned components in a mutually exclusive manner. Our distributed algorithm uses primal-dual technique to construct a PCST with an approximation factor of $(2 - \frac{1}{n-1})$ where n is the number of nodes. Also it incurs $O(|V|^2 + |E||V|)$ message complexity. The correctness of the algorithm is proved and the goodness of the algorithm is justified by analyzing the approximation factor. We believe that our algorithm is the first distributed approximation algorithm for PCST resulting non-trivial approximation guarantee.

The rest of the work is organized as follows. Section 2 contains the works related to the PCST problem. In section 3 we introduce the system model. In section 4 the PCST problem is formulated using integer programming (IP) and linear programming (LP) and we briefly describe the centralized PCST algorithm proposed by Goemans and Williamson [21]. High level description of our distributed PCST algorithm and an example is given in section 5. In section 6 the proof of correctness of our proposed distributed PCST algorithm is explained and pseudo-code of the algorithm is provided in the appendix. Section 7 concludes the paper with future directions.

2 Related Work

The first centralized approximation algorithm for PCST was given by Bienstock et al. [12] in 1993, although a related problem named prize collecting travelling salesman problem (PCTSP) was introduced earlier by Balas [9]. Bienstock et al. achieved an approximation factor of 3 by using linear programming (LP) relaxation technique. Two years later, based on the work of Agrawal, Klein and Ravi [2], Goemans and Williamson [21, 22] proposed a primal-dual algorithm using the LP

relaxation which runs in $O(n^3 \log n)$ time. The algorithm proposed by Goemans and Williamson consists of two phases namely *growing phase* and *pruning phase* and yields a solution of factor $(2 - \frac{1}{n-1})$ of optimality. This algorithm is often denoted as GW-algorithm.

Johnson et al. [28] proposed an improved version of the GW-algorithm that also contains two phases namely *growth phase* and *strong pruning phase*. The running time is improved to $O(n^2 \log n)$ maintaining the same approximation factor $(2 - \frac{1}{n-1})$ as of the GW-algorithm. This is achieved by enhancing the *pruning phase* of GW-algorithm which is termed as *strong pruning*. Johnson et al. also presented a review of different PCST related problems. The original growth phase of GW-algorithm is modified so that the algorithm works without a root node.

However result of Johnson et al. [28] was shown to be incorrect by Feofiloff, Fernandes, Ferreira and De Pina [19]. They proved it by a counter example that the algorithm proposed by Johnson et al. returns an approximation factor of 2 instead of $(2 - \frac{1}{n-1})$. They introduced a new algorithm for PCST based on the GW-algorithm having a different LP formulation. They achieved a solution of $(2 - \frac{2}{n})$ approximation factor for the unrooted version of the PCST whose running time is $O(n^2 \log n)$. Archer et al. [7] provided a $(2 - \epsilon)$ -approximation algorithm for the PCST problem. Specifically the approximation ratio of this algorithm for PCST is below 1.9672. They achieved this by using the improved steiner tree algorithm of Byrka et al. [13] as a black box in their algorithm.

The “quota” version of PCST problem was studied by Haouari et al. [25] for *tree graphs* in which the goal is to find a subtree that includes the root node and collects a total prize not smaller than the specified quota, while minimizing the cost of the PCST. Although the problem remains NP-hard for the tree-graph, the authors managed to give a pseudo-polynomial time algorithm for the problem. A polynomial time algorithm for PCST was given by Miranda et al. [5] for a special network called *2-tree graph* where prizes (node weights) and edge weights belong in a given interval. This result is based on the work of Wald and Colbourn [44] who proved that steiner tree problem is polynomial time solvable on 2-tree graphs. An algorithm for robust prize collecting steiner tree problem was proposed by Miranda et al. [6]. There are other approaches for solving the PCST problem. Canuto et al. [14] gave a multi-start local search based algorithm for the PCST problem. Klau et al. [30] provided an evolutionary algorithm for the same problem. All of these are centralized algorithms for PCST. To the best of our knowledge there exists no published work on solving the PCST problem under distributed setting. Our work in this paper provides a primal-dual based distributed approximation algorithm for the PCST problem resulting non-trivial approximation factor.

3 System Model

We model the distributed PCST problem on a connected network as a graph $G = (V, E, p, w)$, where vertex set V and edge set E represent the set of nodes and set of communication links of the network respectively. Each edge $e \in E$ has a non-negative cost denoted by $w(e)$. Each vertex $v \in V$ has a unique identification number and a non-negative *prize* value denoted by

$p(v)$. We assume that each node in the network knows its own prize value and cost of each of its incident links. We consider the network topology to be static. Hence addition or removal of nodes or communication links are not allowed during the course of execution of the algorithm. Each node performs the same local algorithm and communicates and coordinates their actions with their neighbors by passing messages only. We consider that communication links are reliable. A message sent by a sender is eventually received by a receiver. However no upper bound of message delay is assumed. A special node of the network designated as *root* (r) initiates the algorithm. In this work we assume that nodes and links do not fail.

4 IP and LP formulation of PCST

The prize-collecting steiner tree can be formulated as the following integer program (IP).

$$\begin{aligned}
& \text{Min} \quad \sum_{e \in E} w_e x_e + \sum_{U \subset V; r \notin U} z_U \left(\sum_{v \in U} p_v \right) \\
& \text{Subject to :} \\
& \quad x(\delta(S)) + \sum_{U \supseteq S} z_U \geq 1 \quad S \subset V; r \notin S \\
& \quad \sum_{U \subset V; r \notin U} z_U \leq 1 \\
& \quad x_e \in \{0, 1\} \quad e \in E \\
& \quad z_U \in \{0, 1\} \quad U \subset V; r \notin U
\end{aligned}$$

For each edge $e \in E$ there is a variable x_e that takes a value in $\{0, 1\}$. Here $\delta(S)$ denotes the set of edges having exactly one endpoint in S and $x(F) = \sum_{e \in F} x_e$. For every possible $U \subset V : r \notin U$, there is a variable z_U that takes values from $\{0, 1\}$. The first integral constraint says that any $S \subset V : r \notin S$ is connected to a tree T rooted at special node r if there exists at least one $e \in \delta(S)$ such that $x_e = 1$ or it is not connected to a tree T rooted at r if $S \subseteq U \subset V : r \notin U$, $\forall e \in \delta(S), x_e = 0$ and $z_U = 1$. That means either S has at least one edge e whose one endpoint is a vertex $v \in T$ or none of the vertices of S is spanned by T . Also the second constraint of the IP implies that there can be at most one such U for which $z_U = 1$. Note that we can set $p_r = \infty$ since every feasible tree is required to include the root node r .

Since finding the exact solution of an IP is NP-hard, we generally go for its LP-relaxation and find an approximate solution to the problem. The LP-relaxation of the above IP is as follows (taken

from [7]):

$$\text{Min} \quad \sum_{e \in E} w_e x_e + \sum_{U \subseteq V} z_U \left(\sum_{v \in U} p_v \right)$$

Subject to :

$$\begin{aligned} \sum_{e \in \delta(S)} x_e + \sum_{U \supseteq S} z_U &\geq 1 & \forall S \subseteq V - \{r\} \\ x_e &\geq 0 & \forall e \in E \\ z_U &\geq 0 & \forall U \subseteq V \end{aligned}$$

The above LP-relaxation has two types of basic variables namely x_e and z_U and exponential number of constraints. If it is converted into its dual then there will be one type of basic variables and two types of constraints, which is computationally advantageous. Also by weak LP-duality every feasible solution to the dual LP gives a lower bound on the optimal value of the primal LP. The dual of the above LP-relaxation is as follows:

$$\text{Max} \quad \sum_{S \subseteq V - \{r\}} y_S$$

Subject to :

$$\begin{aligned} \sum_{S: e \in \delta(S)} y_S &\leq w_e & \forall e \in E \\ \sum_{S \subseteq U} y_S &\leq \sum_{v \in U} p_v & \forall U \subseteq V \\ y_S &\geq 0 & \forall S \subsetneq V \end{aligned}$$

Here the variable y_S corresponds to the primal constraint $\sum_{e \in \delta(S)} x_e + \sum_{U \supseteq S} z_U \geq 1$. The dual objective function indicates that for all $S \subseteq V - \{r\}$, the variable y_S can be increased as large as possible without violating the two dual constraints $\sum_{S: e \in \delta(S)} y_S \leq w_e$ and $\sum_{S \subseteq U} y_S \leq \sum_{v \in U} p_v$. The constraint $\sum_{S: e \in \delta(S)} y_S \leq w_e$ is known as *edge packing* constraint which is corresponding to the primal variable x_e of LP relaxation. It says that for all $S \subseteq V - \{r\}$ such that $e \in \delta(S)$, y_S can be increased as large as possible until the *edge packing* constraint becomes tight, i.e. $\sum_{S: e \in \delta(S)} y_S = w_e$. This equality implies the exact situation where the primal variable $x_e = 1$ for the corresponding edge e and w_e is added to the objective function of the primal. The dual constraint $\sum_{S \subseteq U} y_S \leq \sum_{v \in U} p_v$ is known as *penalty packing* constraints which is corresponding to the primal variable z_U of the LP relaxation. For all $S \subseteq U$ variable, y_S can be increased as large as possible until the penalty packing constraint becomes tight i.e. $\sum_{S \subseteq U} y_S = \sum_{v \in U} p_v$. Any positive value of y_S can be considered feasible provided it does not lead to the violation of any of the two dual packing constraints. If we set $y_S = 0$ then it gives a trivial feasible solution to the dual LP since it satisfies both the packing constraints.

Goemans-Williamson algorithm: Since our algorithm is inspired by the centralized PCST algorithm of Goemans and Williamson [21, 22], here we briefly describe the algorithms and highlight the difficulties associated with its distributed formulation. GW-algorithm consists of two phases namely *growth phase* and *pruning phase*. The growth phase maintains a forest F which contains a set of candidate edges to be added in the objective function. Initially each node is unmarked and each single node is considered as a component. Growth phase also maintains a set of components whose possible states can be either active or inactive. If a component C is active then current state of C , i.e. $CS(C) = 1$, otherwise $CS(C) = 0$. The state of a component containing r is always inactive. Initially, except the root component, all other components are in active state. Associated with each component C , there is a dual variable y_C . Each y_C is initialized to 0. The Algorithm also maintains a deficit value d_i for each vertex $i \in V$ and weight of a component $WC(C)$, for each C . In each iteration, the algorithm finds a global minimum $\epsilon = \min(\epsilon_1, \epsilon_2)$ where $\epsilon_1 = \frac{w_e - d_i - d_j}{CS(C_p) + CS(C_q)}$ for two distinct components C_p and C_q , and $\epsilon_2 = \sum_{v \in C} p_v - WC(C)$ for any active component C . Depending on the value of ϵ , the algorithm may decide to do any one of the two operations: (i) if $\epsilon = \epsilon_1$ then it merges two distinct components C_p and C_q using the edge e (that gave the min ϵ) and adds e to F . (ii) if $\epsilon = \epsilon_2$ then the corresponding component C is deactivated. Note that for every decided value of ϵ , for each component C where $CS(C) = 1$, the value of y_C and the value of each $d_i : i \in C$ is increased by the value of ϵ . In the case of merging, if the resulting component contains the root r then it becomes inactive; otherwise it is active. In the other case i.e. deactivation of component C , the algorithm labels each $v \in C$ with the name of the component C . Since in each iteration of the algorithm, sum of the total number of components or the number of active components decreases therefore after at most $2n - 1$ iterations all components become inactive. In pruning phase the algorithm removes as many edges as possible from F without violating the two properties: (i) all unmarked vertices must be connected to the root, as these vertices were never in any deactivated components (ii) if a vertex with label C is connected to the root then every vertex labelled with $C' \supseteq C$ should be connected to the root. The GW-algorithm achieves an approximation ratio of $(2 - \frac{1}{n-1})$ and running time of $O(n^3 \log n)$ for a graph of n vertices.

The GW-algorithm is a centralized algorithm. In each iteration it scans all outgoing edges of each active component, and all vertices of each active component in order to calculate the global minimum ϵ . It is assumed that the whole graph information and all related data structures are available in a single computing node. On the other hand in many networks such as peer to peer content distribution network or telecommunication network where PCST is applied [34], a single node may not have the information of the whole network. In such cases it is natural that each node possesses information about its neighbors. For such networks, a distributed variant of the PCST problem might be useful since the input is distributed to many nodes. Many well known problems like *minimum spanning tree*, *steiner tree* have been already solved for distributed setting and similarly distributed variant of PCST algorithm is quite interesting for the community interested in distributed optimization. To the best of our knowledge, currently no distributed PCST algorithm is known to exist. Even GW-algorithm can not be directly adapted to solve PCST in a distributed setting as the input is stored in a distributed way in this case. Taking these facts into considera-

tion, in this paper we propose a message passing distributed algorithm for PCST computation. The algorithm is described in the following section.

5 Distributed Algorithm for PCST (D-PCST)

Initially each node $v \in V$ knows its own prize value p_v and weight w_e of each edge $e \in Adj(v)$. Here $Adj(v)$ denotes the set of edges incident on v . When the distributed algorithm terminates, each node $v \in V$ knows whether it is in the prize part or in the steiner part. A node v belongs to the prize part if its local variable *prize_flag* is set to *TRUE*. Otherwise it belongs to the steiner part. In addition, if a node v belongs to the steiner part then at least one $e \in Adj(v)$ must be assigned as a *branch* edge of the steiner tree. At each node v the state of an edge $e \in Adj(v)$ is *branch* if its local variable $SE(e) = \text{branch}$. So the pair $(\text{prize_flag}, Z)$ at each node v clearly defines the distributed output of the algorithm. Here $Z \subseteq Adj(v)$. If $\text{prize_flag} = \text{TRUE}$ then $Z = \phi$. Otherwise for each $e \in Z$, $SE(e) = \text{branch}$. Apart from *branch*, the state of an edge can also be *rejected* or *basic*. Initially each edge is a *basic* edge. As components grow, the status of some edges are changed to *branch* or *rejected*. The edges of the steiner tree of a component C are the *branch* edges. Any edge inside a component (between two nodes $u, v \in C$) which is not *branch* is stated as *rejected*. An edge e which is neither *branch* nor *rejected* has state named *basic*. Note that a set of nodes C such that $C \subseteq V$ and is connected by a set of edges is termed as a *component*. The edges of a component can be either *branch* or *rejected*.

Our algorithm consists of two phases namely *growth phase* and *pruning phase*. At any instant of time the algorithm maintains a set of components. Each component has a state which can be *sleeping* or *active* or *inactive*. At the beginning of the algorithm each component comprises of a single node. Initially each component except the root component (containing the special node r , the root) is in *sleeping* state. The initial state of the root component is *inactive*. Each component has a leader node. Each node v in a component C locally knows the current state of C , denoted as $CS(C)$. Each component C has a weight denoted by $W(C)$ which is known to each $v \in C$. A vertex $v \in C$ locally knows the weight of the component C , denoted as $W_v(C)$. Also each node v has a *deficit* value denoted by d_v . Initially $d_v = 0$ and $W_v(C) = 0$ for each $v \in V$ ($v \in C$). In addition, the following symbols are used in the description of our algorithm.

1. ϵ_e : a value that is calculated for an edge e .
2. $\epsilon_1(v) = \underset{e: e \in Adj(v) \wedge e \in \delta(C)}{Min} \{\epsilon_e\}$
3. $\epsilon_1(C) = \underset{v \in C}{Min} \{\epsilon_1(v)\}$
4. $\epsilon_2(C) = \sum_{v \in C} p_v - W(C)$
5. MOE (*minimum outgoing edge*) : the edge $e \in \delta(C)$ that gives the $\epsilon_1(C)$.
6. $d_h(C) = \underset{v \in C}{Max} \{d_v\}$: it denotes the highest *deficit* value of a component C .

At any point in time only one component C tries to calculate $\epsilon(C)$. The leader of C computes $\epsilon(C) = \min(\epsilon_1(C), \epsilon_2(C))$ using message passing. Depending on the value of $\epsilon(C)$, the leader of C proceeds with any one of the following actions.

- (i) If $CS(C) = \text{active}$ then it may decide to merge with one of its neighboring component C' or it may decide to become inactive.
- (ii) If $CS(C) = \text{inactive}$ then it asks one of its neighboring components, say C' , to proceed further. The choice of C' depends on the value $\epsilon_1(C)$ computed at C . Note that an inactive component C never computes $\epsilon_2(C)$ and its $\epsilon(C)$ is equal to $\epsilon_1(C)$.

To compute $\epsilon_1(C)$, the leader of C broadcasts $\langle \text{initiate} \rangle$ (a message M is denoted by $\langle M \rangle$) asking each *frontier* node $v \in C$ to find its $\epsilon_1(v)$. A node $v \in C$ is called a *frontier* node if it has at least one edge $e : e \in \text{Adj}(v) \wedge e \in \delta(C)$. Upon receiving $\langle \text{initiate} \rangle$, each frontier node $v \in C$ calculates ϵ_e for each edge $e : e \in \text{Adj}(v) \wedge e \in \delta(C)$. Let C' be a neighboring component of C such that $e \in \delta(C')$ and $e \in \text{Adj}(u)$ and $u \in C'$. Now the following cases may happen.

- $CS(C) = \text{active}$ and $CS(C') = \text{active}$: in this case $\epsilon_e = \frac{w_e - d_v - d_u}{2}$.
- $CS(C) = \text{active}$ and $CS(C') = \text{inactive}$: in this case $\epsilon_e = w_e - d_v - d_u$.
- $CS(C) = \text{active}$ and $CS(C') = \text{sleeping}$: in this case $\epsilon_e = \frac{w_e - d_v - d_u}{2}$. Here the state of the component C' is *sleeping* and therefore the deficit value d_u of the node $u \in C'$ is considered to be equal to the d_h of C .
- $CS(C) = \text{inactive}$ and $CS(C') = \text{sleeping}$: in this case $\epsilon_e = w_e - d_v - d_u$. Similar to the previous case the deficit value d_u of the node $u \in C'$ is considered to be equal to the d_h of C .
- $CS(C) = \text{inactive}$ and $CS(C') = \text{inactive}$: in this case the value of ϵ_e for an edge $e \in \text{Adj}(v)$ calculated by v depends on state of a local boolean variable $RFE(e)$. If $RFE(e) = \text{TRUE}$ then $\epsilon_e = w_e - d_v - d_u$. Otherwise, $\epsilon_e = \infty$.

Note that the following cases are not possible.

- $CS(C) = \text{inactive}$ and $CS(C') = \text{active}$: when an inactive component C is in the state of computing its $\epsilon_1(C)$ then there cannot exist any component C' in the neighborhood of C such that $CS(C') = \text{active}$.
- A component C never computes its $\epsilon_1(C)$ (or $\epsilon_2(C)$) while it is in the *sleeping* state.

Following these conditions a frontier node v calculates the value of ϵ_e for each of its outgoing edge ($e : e \in \text{Adj}(v) \wedge e \in \delta(C)$) and the $\epsilon_1(v)$ is locally selected for reporting to the leader of C . In this way each frontier node $v \in C$ locally calculates $\epsilon_1(v)$ and reports it to the leader using convergecast technique using a tree rooted at the leader. During the convergecast process the

overall $\epsilon_1(C)$ survives and eventually reaches the leader node of C . Also during the convergecast each node $v \in C$ reports the total prize value of all the nodes in the subtree rooted at v . So eventually the total prize (TP) of the component C is also known to the leader. Now the leader calculates $\epsilon_2(C) = \sum_{v \in C} p_v - W(C) = TP - W(C)$.

The leader of C now computes $\epsilon(C) = \min(\epsilon_1(C), \epsilon_2(C))$. If $\epsilon(C) = \epsilon_2(C)$ then C decides to deactivate itself. This indicates that the dual penalty packing constraint $\sum_{S \subseteq C} y_S \leq \sum_{v \in C} p_v$ becomes tight for the component C . On the other hand, if $\epsilon(C) = \epsilon_1(C)$ then it indicates that for component C the dual edge packing constraint $\sum_{S: e \in \delta(S)} y_S \leq w_e$ becomes tight for one of the edges $e : e \in \delta(C) \wedge e \in \delta(C')$. In this case C sends $\langle connect(v, W(C), d_v, d_h) \rangle$ to C' to merge with it. Note here that v is the frontier node which resulted the $\epsilon(C)$. Actually the leader sends the message to w which in turn send it to the adjoining node $u \in C'$. When the node $u \in C'$ receives $\langle connect(v, W(C), d_v, d_h) \rangle$ on its edge e then depending on the state of C' following actions are taken.

- $CS(C') = inactive$: in this case the node $u \in C'$ sends $\langle accept \rangle$ to $v \in C$. This confirms the merging of two components C' and C .
- $CS(C') = sleeping$: in this case it is obvious that C' is a single node component $\{u\}$. The state of C' becomes *active* and each of its local variables d_u , $W_u(C')$ and $d_h(C')$ is initialized to $d_h(C)$ (received in the *connect* message). After that the leader of the component C' (u itself since it is a single node component) computes ϵ_e for edge $e : e \in \delta(C') \wedge e \in \delta(C)$ and $\epsilon_2(C')$. If $\epsilon_e < \epsilon_2(C')$ then the component C' sends $\langle accept \rangle$ to the component C which confirms the merging of two components C' and C . On the other hand if $\epsilon_2(C') \leq \epsilon_e$ then C' decides to deactivate itself and sends $\langle refind_epsilon \rangle$ to the component C .

Whenever a node $v \in C$ receives $\langle refind_epsilon \rangle$ in response to a connect message on an edge $e : e \in Adj(v)$ then it sets its local variable $RFE(e) = TRUE$ for edge e . Node v also reports the $\langle refind_epsilon \rangle$ to the leader of C . Upon receiving $\langle refind_epsilon \rangle$ the leader node of C proceeds to calculate its ϵ once again.

Whenever a component C decides to merge or deactivate (i.e. $CS(C) = active$) then each node $v \in C$ increases each of d_v and $W_v(C)$ by $\epsilon(C)$ and $d_h(C)$ is also updated. Note that for each component C of the whole graph there is an implicit dual variable y_C which we want to maximize subject to the dual constraints. Whenever the local variables of a component C are updated by $\epsilon(C)$, y_C is also implicitly updated. Therefore if C is *active* or *inactive* then it knows its y_C automatically. However if C is *sleeping* then it gets its y_C through $d_h(C')$ when it receives $\langle connect(u, W(C'), d_u, d_h(C')) \rangle$ or $\langle proceed(d_h(C')) \rangle$ from a neighboring component C' .

If two components C and C' decide to merge through an edge $e = (v, u) : v \in C \wedge u \in C'$ then the dual edge packing constraint, $\sum_{S: e \in \delta(S)} y_S \leq w_e$ becomes tight for the edge e . Both nodes v and u set their local variables $SE(e) = branch$ for edge e . The weight of the resulting component $C \cup C'$ is the sum of the weights of C and C' , i.e. $W(C \cup C') = W(C) + W(C')$. If $C \cup C'$ contains the root node r then it becomes inactive (root component is always inactive) and r remains the leader of the new component $C \cup C'$. In addition, whenever a component C' merges with the

root component then each $v \in C'$ sets its local variable $prize_flag = FALSE$ and there exists at least one edge $e \in Adj(v)$ such that $SE(e) = branch$. This indicates that each node $v \in C'$ contributes to the steiner part of the PCST. On the other hand if none of the merging components C or C' is the root component then the resulting component $C \cup C'$ becomes active. In this case the node with the higher ID between the two adjacent nodes of the merging edge becomes the new leader of the component $C \cup C'$ and for each node $v \in C \cup C'$ the boolean variable $prize_flag$ remains *TRUE*.

In case of deactivation of a component C , each node $v \in C$ labels itself by the name of the component C . Whenever an active component C becomes inactive and there exists no active component in its neighborhood then the leader of C may decide to send $\langle proceed(d_h(C)) \rangle$ or $\langle back \rangle$ to one of its neighboring component C' . For this, first of all the leader of C : $CS(C) = inactive$ computes its $\epsilon_1(C)$. Note that the value of $\epsilon_1(C)$ may be some finite real number or ∞ . If C has at least one neighboring component C' such that $CS(C') = sleeping$ or if $CS(C') = inactive$ for each neighboring component C' of C and $\exists e, v : e \in \delta(C) \wedge v \in C \wedge e \in Adj(v) \wedge REF(e) = TRUE$ then the value of $\epsilon_1(C)$ is guaranteed to be a finite real number. Otherwise the value of $\epsilon_1(C) = \infty$. If $\epsilon_1(C)$ corresponding to the edge $e : e \in \delta(C) \cap \delta(C')$ is a finite real number then the component C sends $\langle proceed(d_h(C)) \rangle$ to the component C' through edge e . Upon receiving $\langle proceed(d_h(C)) \rangle$ the component C' initializes its local variables and starts computing the $\epsilon(C')$ for taking further actions. If the value of $\epsilon_1(C) = \infty$ then the leader of the component C sends $\langle back \rangle$ to a neighboring component C'' from which it received $\langle proceed(d_h(C'')) \rangle$ in some early stages of the algorithm. Eventually when the leader of the root component C_r finds minimum $\epsilon_1(C_r) = \infty$ then all components in the whole graph become *inactive*. This ensures the termination of the *growth* phase of the algorithm. After the termination of growth phase, the root node initiates the *pruning* phase of the algorithm. In pruning phase following operations are performed.

- Each node $v \in C$ where C is a non root inactive component, sets $SE(e) = basic$ for each edge $e : e \in Adj(v) \wedge SE(e) = branch$.
- In the root component C_r pruning starts parallelly at each leaf node v of the steiner tree rooted at the root node r and repeatedly applied at every leaf node at any stage as long as the following two conditions hold.
 1. The node v is labeled with the name of some component $C \neq C_r$.
 2. There exists exactly one edge $e : e \in Adj(v) \wedge SE(e) = branch$

Each pruned node $v \in C_r$ sets its $prize_flag = TRUE$ and status of one or more $e \in Adj(v)$ are also updated accordingly ($SE(e) = basic$). Finally for each of the non-pruned and unmarked node $u \in C_r$, $prize_flag = FALSE$ and there exists at least one edge $e \in Adj(u) : SE(e) = branch$.

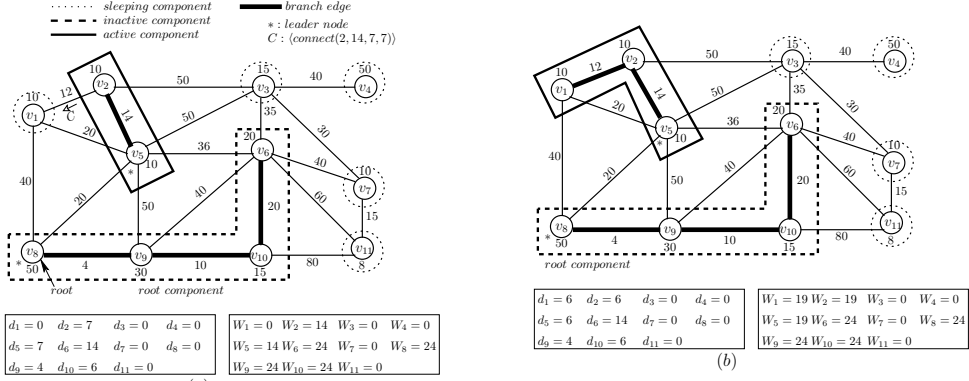


Figure 1: A case of merging operation. (a) state before merging of components $\{v_2, v_5\}$ and $\{v_1\}$ and (b) state after merging.

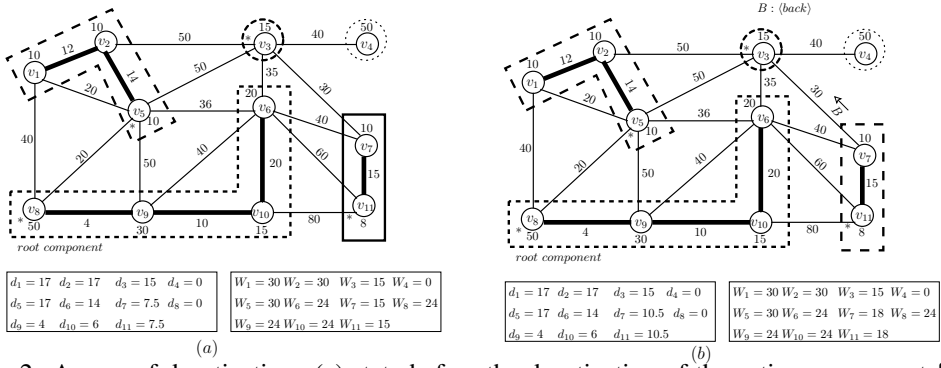


Figure 2: A case of deactivation. (a) state before the deactivation of the active component $\{v_7, v_{11}\}$. (b) state after the deactivation.

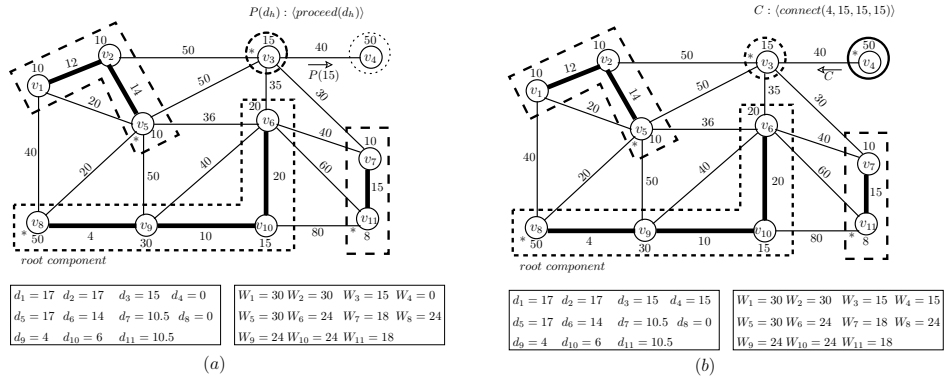


Figure 3: A case of Proceed operation. (a) is the state of sending $\langle proceed(15) \rangle$ by the inactive component $\{v_3\}$. (b) is the state of after the component $\{v_4\}$ receives $\langle proceed(15) \rangle$.

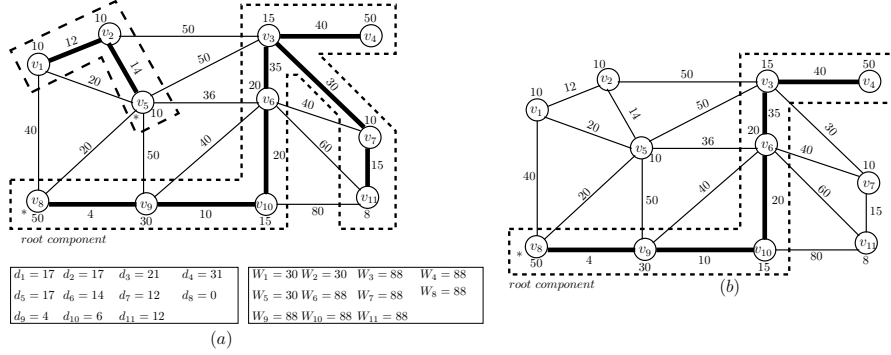


Figure 4: A case of pruning phase. (a) is the state of before pruning. (b) is the state of after pruning.

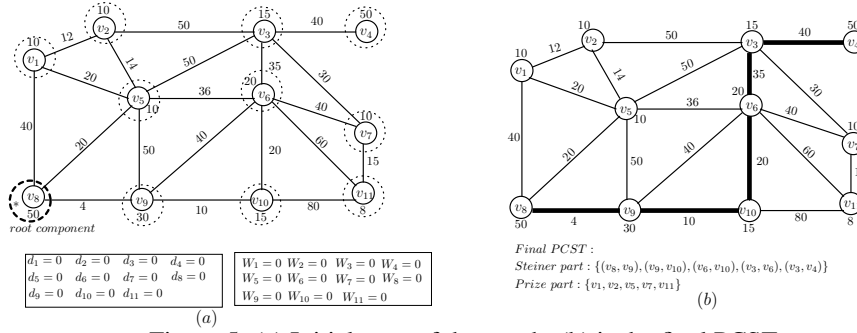


Figure 5: (a) Initial state of the graph. (b) is the final PCST.

5.1 An Example

In this section we explain the working of the proposed D-PCST algorithm with an example. Due to space constraints, we illustrate only the major operations.

In Figure 1 merging of two components is illustrated. Each node has a prize value that is labeled just outside the node. For example, the prize of node v_1 is 10. Similarly each edge is labeled with an weight. Figure 1(a) shows the graph before the merging of two neighboring components $C = \{v_2, v_5\}$ and $C' = \{v_1\}$. (v_2, v_1) is the MOE for the active component C which gives $\epsilon_1(C) = -1$. The leader node v_5 also computes $\epsilon_2(C) = 6$. Hence $\epsilon(C) = \min(\epsilon_1(C), \epsilon_2(C)) = \epsilon_1(C)$. So v_2 sends $\langle connect(v_2, 14, 7, 7) \rangle$ on the MOE to merge with C' . Now C' becomes *active* and finds $\epsilon(C') = \epsilon_1(C') = -1$ and (v_1, v_2) is the MOE. Therefore it decides to merge with C . The new active component $\{v_1, v_2, v_3\}$ is shown in Figure 1(b). The rectangular box below the graph shows the value of local variables d_i and W_i for each $v_i \in V$.

Figure 2 shows the deactivation of an active component $C = \{v_7, v_{11}\}$. In Figure 2(a) the leader of C finds that its MOE is (v_7, v_3) which gives $\epsilon_1(C) = 7.5$. C also computes its $\epsilon_2(C)$ which is equal to 3. Since $\epsilon(C) = \min(\epsilon_1(C), \epsilon_2(C)) = \epsilon_2(C)$, therefore the component C deactivates itself. Each node of C labels itself by the name of the component C . The graph after deactivation of C is shown in Figure 2(b).

Figure 3 shows the action of *proceed* operation performed by an inactive component $C = \{v_3\}$.

In Figure 3(a), the MOE of C is (v_3, v_4) which gives $\epsilon_1(C) = 10$. The component C sends $\langle proceed(d_h(C)) \rangle$ (denoted by $P(15)$ in the graph) on its MOE to the component $C' = \{v_4\}$. Upon receiving $P(15)$, the *sleeping* component C' becomes *active* and initializes its local variables d_4 and W_4 to 15. Actually $d_h(C) = 15$ which is received through the proceed message. The MOE of component C' is (v_4, v_3) which gives $\epsilon_1(C') = 10$. The value of $\epsilon_2(C') = 25$. Since $\epsilon(C') = \epsilon_1(C')$, C' sends a connection request to C which is shown in Figure 3(b).

Figure 4 shows the case of *pruning* operation performed in each component of the graph. In Figure 4(a) the state of each component is *inactive* which indicates the termination of the *growth* phase. The root node broadcasts $\langle prune \rangle$ in the root component and sends the same to all non-root inactive components. In a non-root inactive component the state of each *branch* edge changes its state to *basic*. In the root component C_r , a subcomponent $C = \{v_7, v_{11}\} \subset C_r$ and its corresponding branch edges are pruned. The component C was deactivated at some point of the *growth* phase of the algorithm. The node v_{11} is pruned since $v_{11} \in C$, there is only one adjacent *branch* edge of node v_{11} . At v_{11} the local variable *prize_flag* is set to *TRUE* and $SE((v_{11}, v_7))$ is set to *basic*. Similarly the node v_7 and its corresponding adjacent *branch* edges are also pruned from the root component. The Figure 4(b) shows the state of the graph after the *pruning* phase.

Figure 5(a) shows the initial state of the graph where each component comprises of single node and except the root all other components are in *sleeping* state. Initially the state of the root component is *inactive*. Figure 5(b) shows the final PCST of the graph after the application of distributed PCST algorithm.

6 Proof of Correctness

A component C' is called a neighbor of a component C if $\delta(C) \cap \delta(C') \neq \phi$. A round of *proc_initiate()* in a component C means the time from the beginning of the execution of *proc_initiate()* till the completion of finding $\epsilon(C)$. By an action of an event M we mean the start of event M .

Claim 6.1 *When an inactive component C is in the state of computing its $\epsilon_1(C)$ then there cannot exist any component C' in the neighborhood of C such that $CS(C') = \text{active}$.*

6.1 Termination

Lemma 6.2 *A round of *proc_initiate()* generates at most $7|V| + 2|E| - 8$ messages.*

Proof. In each round of *proc_initiate()* the following messages are possibly generated: $\langle \text{initiate} \rangle$, $\langle \text{test} \rangle$, $\langle \text{status} \rangle$, $\langle \text{report} \rangle$, $\langle \text{merge} \rangle$, $\langle \text{connect} \rangle$, $\langle \text{update_info} \rangle$, $\langle \text{back} \rangle$, $\langle \text{proceed} \rangle$, $\langle \text{disable_proceed} \rangle$, $\langle \text{accept} \rangle$ and $\langle \text{refind_epsilon} \rangle$. Since maximum number of *branch* edges in a component is at most $(|V| - 1)$, therefore at most $(|V| - 1)$ number of messages are exchanged for each kind of $\langle \text{initiate} \rangle$, $\langle \text{report} \rangle$, $\langle \text{proceed} \rangle$ and $\langle \text{update_info} \rangle$. Similarly in each round of *proc_initiate()*, at most $|E|$ number of $\langle \text{test} \rangle$ are sent and in response at most $|E|$ number of messages ($\langle \text{status} \rangle$ or $\langle \text{reject} \rangle$) are generated. For $\langle \text{merge} \rangle$, $\langle \text{disable_proceed} \rangle$ and $\langle \text{back} \rangle$ exactly two components are

required between which these messages are communicated. Therefore in each round of $proc_initiate()$ number of messages exchanged for each kind of $\langle merge \rangle$, $\langle disable_proceed \rangle$ and $\langle back \rangle$ is at most $(|V| - 2)$. For each $\langle connect \rangle$ message, either an $\langle accept \rangle$ or a $\langle refind_epsilon \rangle$ is generated. Therefore in each round of $proc_initiate()$, at most any two of the combinations of $\{\langle connect \rangle, \langle accept \rangle, \langle refind_epsilon \rangle\}$ are generated. Therefore number of messages exchanged in each round of $proc_initiate()$ is at most $4(|V| - 1) + 3(|V| - 2) + 2 + 2|E| = 7|V| + 2|E| - 8$. \square

Lemma 6.3 *If the leader of a component C finds $\epsilon_1(C) = \infty$ and $CS(C) = inactive$ then for each neighboring component C_k of C , $CS(C_k) = inactive$.*

Proof. Suppose by contradiction the leader of C finds $\epsilon_1(C) = \infty$ and there exists a neighboring component C_k of C such that $CS(C_k) \neq inactive$. Therefore $CS(C_k) = sleeping$ or $CS(C_k) = active$. Let us first assume that $CS(C_k) = sleeping$. To find $\epsilon_1(C)$ the leader starts the procedure $proc_initiate()$ (as per pseudocode given in the appendix) which in turn sends $\langle initiate \rangle$ on each of its *branch* edges in the component C . This message is forwarded on the *branch* edges by each node $v \in C$. Upon receiving $\langle initiate \rangle$, each *frontier* node $v \in C$ sends $\langle test \rangle$ on each edge $e : e \in Adj(v) \wedge SE(e) \neq branch \wedge SE(e) \neq rejected$. In response to each $\langle test \rangle$, v either receives $\langle status(CS(C_k), d_u) \rangle$ on an edge e from a node $u \in C_k \neq C$ if $e \in Adj(v) \wedge e \in Adj(u) \wedge e \in \delta(C)$ or v receives $\langle reject \rangle$ if $e = (v, u) : v, u \in C$. The $\langle reject \rangle$ is simply discarded by the node v . In case of $\langle status(CS(C_k), d_u) \rangle$, the node v calculates the ϵ_e for edge e . Since $CS(C_k) = sleeping$ therefore the *frontier* node v computes $\epsilon_e = w_e - d_v - d_u$. In this case the computed value ϵ_e is a finite real number, since w_e, d_v and d_u all are finite real numbers. Eventually the value of each $\epsilon_1(v)$ computed by each *frontier* node $v \in C$ reaches to the leader of C . Eventually the leader of C finds the value of $\epsilon_1(C)$ to be a finite real number, a contradiction to the fact that $\epsilon_1(C) = \infty$.

Since it is given that the leader of the component C is in a state of finding its $\epsilon_1(C)$ therefore by Claim 6.1 it is ensured that $CS(C_k) \neq active$ for each neighboring component C_k of C . This completes the proof. \square

Claim 6.4 *Each component C generates $\langle back \rangle$ at most once.*

Proof. A non-root component C decides to take the action of $\langle back \rangle$ only if $CS(C) = inactive$ and it finds its $\epsilon(C) = \infty$. In this case, for each neighboring component C_k of C , $CS(C_k) = inactive$ as shown by Lemma 6.3 and $RFE(e) = FALSE$ for each $e \in \delta(C)$. These facts in the D-PCST algorithm ensure that component C never receives $\langle proceed \rangle$ in future. And without receiving $\langle proceed \rangle$, a component can not proceed with any other actions of the algorithm. These observation concludes that each component C decides to take the action of $\langle back \rangle$ at most once. \square

Lemma 6.5 *D-PCST algorithm generates the action of $\langle back \rangle$ at most $|V| - 1$ times and the action of pruning phase exactly once.*

Proof. Possible number of components in a graph containing $|V|$ nodes are at most $|V|$. Lemma 6.4 ensures that a component can decide to take the action of $\langle back \rangle$ at most once. In addition, whenever the leader of C_r finds $CS(C_r) = \infty$ then instead of generating the action of $\langle back \rangle$, the root component generates the action of *pruning* phase. And action of *pruning* generates exactly once. Since in the worst case maximum number of non root component is $|V| - 1$, therefore maximum number of actions of $\langle back \rangle$ is at most $|V| - 1$ times and the action of *pruning phase* exactly once. \square

Claim 6.6 *If none of the four consecutive rounds of $proc_initiate()$ initiates the action of sending $\langle back \rangle$ then any one of the following events is guaranteed to happen: (i) sum of the number of components decreases (ii) one of the sleeping or active components decreases.*

Proof. In the D-PCST algorithm the leader of a component C starts finding its $\epsilon(C)$ by executing the procedure $proc_initiate()$. Depending on $\epsilon(C)$, the leader of the component C decides to take any one of the following actions: (i) *merging* (ii) *deactivation* (iii) *sending $\langle proceed \rangle$* , (iv) *sending $\langle back \rangle$* or (v) start of the *pruning* phase. If the action of *sending $\langle back \rangle$* is not taken by any one of the four consecutive rounds of $proc_initiate()$ then within these four rounds of the $proc_initiate()$ any one of the remaining actions is guaranteed to happen.

First consider the case of *merging*. Suppose *merging* is initiated at some component C . First the leader computes its $\epsilon(C)$ in one round of $proc_initiate()$. After that it sends a $\langle merge \rangle$ to the corresponding component say C' . If $CS(C') = inactive$ then it immediately merges and in this case merge happens in one round of $proc_initiate()$ and as a result one component decreases in the graph. If $CS(C') = sleeping$ then C' goes through one round of $proc_initiate()$ to decide whether to merge or deactivate itself. If it decides to merge with C then one component decreases in the graph. On the other hand if it decides to deactivate itself then one *sleeping* component decreases in the graph. Therefore action of *merging* takes place in at most two rounds of $proc_initiate()$.

We know that only an *active* component can decide to deactivate itself. To be deactivated a component C finds its $\epsilon(C) = \epsilon_2(C)$ in exactly one rounds of $proc_initiate()$. As a result one *active* component decreases in the graph.

In case of the action of *sending $\langle proceed \rangle$* , to guarantee any one of the events to take place at most four rounds of $proc_initiate()$ are required. A component C initiates this action only when it is in *inactive* state. To decide to send $\langle proceed \rangle$ to a neighboring component C' it first computes its $\epsilon(C)$ which takes one round of $proc_initiate()$. Upon receiving $\langle proceed \rangle$ from C , C' does the following:

- $CS(C') = sleeping$: C' starts finding its $\epsilon(C')$ to decide either *merging* or (ii) *deactivation*. In case of *merging* it takes at most another two rounds of $proc_initiate()$ and as a result one of the component decreases, i.e. from the point of action of *sending $\langle proceed \rangle$* at C upto the merging of the component C' with some other component it takes at most three rounds of $proc_initiate()$. In case of *deactivation* of C' it takes exactly one round of $proc_initiate()$ for which one *sleeping* component decreases and this takes two rounds of $proc_initiate()$.

- $CS(C') = inactive$: In this case C' receives $\langle proceed \rangle$ because one of its edge e must be in the state of $REF(e) = TRUE : e \in \delta(C) \wedge e \in \delta(C')$. And there should be at least one component C'' where $CS(C'') = sleeping$ in the neighborhood of C' . Otherwise C' has to take the action of *sending* $\langle back \rangle$ which is not possible according to our assumption. Since $CS(C') = inactive$ therefore C' takes one round of $proc_initiate()$ to compute its $\epsilon(C')$ to take the action of *sending* $\langle proceed \rangle$ to any component C'' such that $CS(C'') = sleeping$. After that C'' follows at most two rounds of $proc_initiate()$ to decide any one of the events either *merging* or (ii) *deactivation* which guarantees to happen any one of the mentioned events. Therefore from the the action of *sending* $\langle proceed \rangle$ from component C upto any one of the events to be happened takes at most four rounds of $proc_initiate()$.
- $CS(C') = active$: By Claim 6.1 this condition is not possible.

In case of pruning the root component C_r takes exactly one round of $proc_initiate()$ to computes its $\epsilon(C_r) = \infty$. Therefore we claim that If none of the four consecutive rounds of $proc_initiate()$ initiates the action of sending $\langle back \rangle$ then any one of the following events is guaranteed to happen: (i) sum of the number of components decreases (ii) one of the *sleeping* or *active* components decreases. \square

Lemma 6.7 *The growth phase of the D-PCST algorithm terminates after at most $9|V| - 7$ rounds of $proc_initiate()$.*

Proof. Initially the state of the root component C_r is *inactive* and it takes one round of $proc_initiate()$ to compute its $\epsilon(C_r)$ and send $\langle proceed \rangle$ to a neighboring component to take further actions. By Claim 6.6 it is ensured that in the worst case at most $4(|V| - 1)$ round of $proc_initiate()$ is required to decrease the sum of the number of components and becomes one or at most $4(|V| - 1)$ rounds of $proc_initiate()$ is required to change the state of each sleeping/active component to the state of *inactive*. By Claim 6.4 it is ensured that the action of $\langle back \rangle$ is at most $|V| - 1$ times and the action of pruning phase is exactly once. Summing for all the cases we get the number of rounds of $proc_initiate()$ is equal to $1 + 4(|V| - 1) + 4(|V| - 1) + (|V| - 1) + 1 = 9|V| - 7$. Therefore after at most $9|V| - 7$ rounds of $proc_initiate()$ it is ensured that initiation of round of $proc_initiate()$ stops. Furthermore no initiation of round $proc_initiate()$ implies that no message related to *growth* phase is exchanged in the graph. This ensured that *growth* phase eventually terminates after at most $9|V| - 7$ rounds of $proc_initiate()$. \square

Lemma 6.8 *Pruning phase of D-PCST eventually terminates.*

Proof. After the termination of the *growth* phase the root r initiates the *pruning* phase by sending $\langle prune \rangle$ on an edge $e \in Adj(r)$ if $SE(e) = branch$ or $ETP(e) = TRUE$. Here at node $v \in C$ for any component C , $ETP(e)$ is a local variable for each edge $e \in Adj(v)$ and by default $ETP(e) = FALSE$ for each $e \in Adj(v)$. A *frontier* node $v \in C$ sets $ETP(e) = TRUE$ when it sends a $\langle proceed \rangle$ to some other components $C' \neq C$ through the outgoing edge e . When

a node v receives $\langle \text{prune} \rangle$ on an edge e it forwards $\langle \text{prune} \rangle$ on edge $e' \wedge e' \in \text{Adj}(v) : e' \neq e$ if $SE(e') = \text{branch}$ or $ETP(e') = \text{TRUE}$. In a non-root *inactive* component C_k when a node $v \in C_k$ receives $\langle \text{prune} \rangle$ on some edge $e \in \text{Adj}(v)$ then except on edge e the node v forwards $\langle \text{prune} \rangle$ on all other *branch* edges and after that sets $SE(e) = \text{basic}$ for each edge e such that $e \in \text{Adj}(v) \wedge SE(e) = \text{branch}$. In the root component C_r *pruning* starts at leaf nodes of the tree rooted at r . Whenever $\langle \text{prune} \rangle$ arrives at a leaf node $v \in C_r$ over an edge e then v prunes itself if $\text{labelled_flag} = \text{TRUE}$ and either $\forall e' \in \text{Adj}(v) : e' \neq e \wedge SE(e') = \text{basic}$ or $\text{prune_msg_count} = 0$. In this case, v sets its local variable prize_flag to TRUE and $SE(\text{in_bound})$ to basic indicating that it is contributing to the prize part of the algorithm and non of its incident edges belongs to the steiner part of PCST. Then $\langle \text{backward_prune} \rangle$ is sent back on its *in_bound* edge to its parent. Upon receiving $\langle \text{backward_prune} \rangle$ on an edge say e , a node first sets $SE(e) = \text{basic}$ and checks same conditions as we mentioned above to prune it. If a node v fails to prune then no further message is sent on any of its incident edges. In this way all nodes in the C_r stops sending any messages on their incident edges and thus eventually *pruning* phase terminates. \square

Theorem 6.9 *The distributed PCST (D-PCST) algorithm eventually terminates.*

Proof. Lemma 6.7 and Lemma 6.8 prove that the *growth* phase and the *pruning* phase of the D-PCST algorithm terminate respectively. Together Lemma 6.7 and Lemma 6.8 prove that the D-PCST algorithm terminates. \square

6.2 Optimality of the algorithm

Lemma 6.10 *If $CS(C_l) = \text{sleeping}$ and it receives $\langle \text{connect}(v, W(C_k), d_v, d_h(C_k)) \rangle$ or $\langle \text{proceed}(d_h(C_k)) \rangle$ over an edge e from a node $v \in C_k$ where C_k is a neighboring component of C_l then C_l correctly computes each of its local variables without violating any of the dual constraints.*

Proof. Since $CS(C_l) = \text{sleeping}$ therefore C_l is a single node component. Let it be $\{u\}$. If u receives $\langle \text{connect}(v, W(C_k), d_v, d_h(C_k)) \rangle$ from a node $v \in C_k$ over the edge e then first C_l becomes *active* and then u initializes its $d_u = d_h(C_k)$, $W_u(C_l) = d_h(C_k)$ and $d_h(C_l) = d_h(C_k)$. After that u computes $\epsilon(C_l)$ as follows:

$$\epsilon_e = \frac{w_e - d_u - d_v}{2}$$

$$\epsilon_2(C_l) = TP(C_l) - W(C_l) = p_u - W_u(C_l)$$

and $\epsilon(C_l) = \min(\epsilon_e, \epsilon_2(C_l))$. Therefore it is clear that $d_h(C_k)$ is used by C_l to compute its $\epsilon(C_l)$ in case $CS(C_l) = \text{sleeping}$. Now there are four possible cases:

Case 1: $\epsilon(C_l) = \epsilon_e$ and $\epsilon(C_l) < 0$

$\epsilon(C_l) < 0$ indicates that the dual *edge packing* constraint $\sum_{S: e \in \delta(S)} y_S \leq w_e$ is violated on the edge e when each dual variable $y_S : S \subset V \wedge e \in \delta(S)$ is increased by a value $\epsilon(C_l)$. More

specifically dual variables y_{C_l} and y_{C_k} are increased by $\epsilon(C_l)$. To ensure that the dual constraint is not violated, the excess value $\epsilon(C_l)$ must be deducted from each of the dual variables y_{C_l} and y_{C_k} . After the deduction, both components C_l and C_k merge and form a new component $C_l \cup C_k$ without violating the dual constraints. Note that every node $v \in C_l \cup C_k$ also updates its local variables $d_v = d_v - \epsilon(C_l)$ and $W_v = W_v - \epsilon(C_l)$. In addition, corresponding $d_h(C_l \cup C_k)$ is also updated accordingly.

Case 2: $\epsilon(C_l) = \epsilon_e$ and $\epsilon(C_l) \geq 0$

This ensures that at most $\epsilon(C_l)$ can be added to both y_{C_l} and y_{C_k} without violating the dual *edge packing* constraint $\sum_{S:e \in \delta(S)} y_S \leq w_e$ for edge e . Therefore the components C_l and C_k merge through the edge e and forms a bigger component $C_l \cup C_k$. Each node $v \in C_l \cup C_k$ also updates its local variables $d_v = d_v + \epsilon(C_l)$ and $W_v = W_v + \epsilon(C_l)$. In addition, corresponding $d_h(C_l \cup C_k)$ is also updated accordingly.

Case 3: $\epsilon(C_l) = \epsilon_2(C_l)$ and $\epsilon(C_l) < 0$

In this case the dual variable y_{C_l} for the component C_l is increased by $\epsilon(C_l)$ and this indicates that the dual *penalty packing* constraint $\sum_{S \subseteq C_l} y_S \leq \sum_{v \in C_l} p_v$ is violated at C_l . Therefore $y_{C_l} = y_{C_l} - \epsilon_2$ and it ensures that the dual *penalty packing* constraint for the component C_l is not violated and becomes tight. Node $u \in C_l$ updates its local variables $d_u = d_u - \epsilon(C_l)$ and $W_u = W_u - \epsilon(C_l)$. In addition, corresponding $d_h(C_l)$ is also updated accordingly.

Case 4: $\epsilon(C_l) = \epsilon_2(C_l)$ and $\epsilon(C_l) \geq 0$

This indicates that at most $\epsilon(C_l)$ can be added to the dual variable y_{C_l} in component C_l without violating the dual *penalty packing* constraint $\sum_{S \subseteq C_l} y_S \leq \sum_{v \in C_l} p_v$. Since after the addition of $\epsilon(C_l)$ to the dual variable y_{C_l} , the dual *penalty packing* constraint $\sum_{S \subseteq C_l} y_S \leq \sum_{v \in C_l} p_v$ becomes tight therefore the component C_l decides to deactivate itself. The node $u \in C_l$ updates its local variables $d_u = d_u + \epsilon(C_l)$ and $W_u = W_u + \epsilon(C_l)$. In addition, corresponding $d_h(C_l)$ is also updated accordingly.

Therefore after receiving a connect message C_l correctly computes each of its local variable without violating any of the dual constraints.

Similarly if u receives $\langle proceed(d_h(C_k)) \rangle$ from a node $v \in C_k$ over the edge e then first C_l becomes *active* and then node u initializes its $d_u = d_h(C_k)$, $W_u(C_l) = d_h(C_k)$ and $d_h(C_l) = d_h(C_k)$. Note that if a component receives a proceed message then the state of each component in its neighborhood is either *sleeping* or *inactive*. This is because a proceed message is generated only if the currently existing *active* component becomes *inactive*. Let $e' \in \delta(C_l)$ be the MOE of C_l which connects to a node $w \in C_p \neq C_l$. Then C_l computes its $\epsilon(C_l)$ as follows:

$$\epsilon_1(C_l) = \begin{cases} \frac{w_{e'} - d_u - d_h(C_l)}{2}, & \text{if } CS(C_p) = \textit{sleeping} \\ w_{e'} - d_u - d_w, & \text{if } CS(C_p) = \textit{inactive} \end{cases}$$

$$\epsilon_2(C_l) = TP(C_l) - W(C_l) = p_u - W_u(C_l)$$

and $\epsilon(C_l) = \min(\epsilon_1(C_l), \epsilon_2(C_l))$. Therefore it is clear that $d_h(C_k)$ is used by C_l to compute

its $\epsilon(C_l)$ value in case $CS(C_l) = \text{sleeping}$. Now in the same way we have shown for the case of receiving connect message it can be shown that upon receiving $\langle \text{proceed}(d_h(C_k)) \rangle$, C_l correctly computes each of its local variable without violating any of the dual constraints. \square

We claim that the approximation factor achieved by our proposed distributed PCST algorithm for the PCST problem on a graph of n nodes is $(2 - \frac{1}{n-1})$ of the optimal (OPT). This can be proved straightforwardly from the facts that $d_v = \sum_{S: v \in S} y_S$ for each node $v \in V$ and $W(C) = \sum_{S \subseteq C} y_S$ for each component C . Let OPT_{LP} and OPT_{IP} be the optimal solutions to (LP) and (IP) of PCST problem respectively. Then it is obvious that $\sum_{S \subseteq V} y_S \leq OPT_{LP} \leq OPT_{IP}$.

Theorem 6.11 *Distributed PCST algorithm selects a set of edges F' and a set of vertices X such that*

$$\sum_{e \in F'} w_e + \sum_{v \in X} p_v \leq (2 - \frac{1}{n-1}) \sum_{S \subseteq V} y_S \leq (2 - \frac{1}{n-1}) OPT_{IP} \quad (1)$$

Hence the D-PCST algorithm is a $(2 - \frac{1}{n-1})$ approximation algorithm for PCST problem.

Proof. In the construction of F' if a node $v \in V$ is not covered by F' then v must be belong to some component deactivated at some point of execution of the algorithm. Let $X = \{C_1, C_2, \dots, C_z\}$ is the set of deactivated components whose nodes are not covered in F' . Therefore X can be considered as a disjoint set of nodes and each set is some C_j for $j : 1 \leq j \leq z$. Since each C_j is a deactivated component therefore it follows the fact that $\sum_{S \subseteq C_j} y_S = \sum_{v \in C_j} p_v$. For each edge $e \in F'$ it also follows that $\sum_{S: e \in \delta(S)} y_S = w_e$ and this implies $\sum_{e \in F'} w_e = \sum_{e \in F'} \sum_{S: e \in \delta(S)} y_S$. Putting these in the inequality (1) we get

$$\sum_{e \in F'} \sum_{S: e \in \delta(S)} y_S + \sum_{j=1}^z \sum_{S \subseteq C_j} y_S \leq (2 - \frac{1}{n-1}) \sum_{S \subseteq V} y_S \quad (2)$$

Now it can be shown by the method of induction that for each $\epsilon(C) > 0$ computed by a component C , the inequality (2) always holds. Note that if $\epsilon(C) \leq 0$ then component C use it to adjust its dual variables in such a way that dual constraints are not violated. This is ensured by the Lemma 6.10.

At the beginning of the algorithm the inequality (2) holds since $F' = \phi$, the component containing the root node r is the only trivial single node tree and $y_C = 0$ for each single node component C . Let \mathcal{C} is the set of components in the graph when a component C computes its $\epsilon(C)$. The set of components of \mathcal{C} are categorized into two types of components namely type A and type I as follows:

- A component $C' \in \mathcal{C}$ is denoted as type A if $CS(C') = \text{active}$ **or** $CS(C') = \text{sleeping} \wedge TP(C') > d_h(C) + (0, \epsilon(C)]$
- A component $C' \in \mathcal{C}$ is denoted as type I if $CS(C') = \text{inactive}$ **or** $CS(C') = \text{sleeping} \wedge TP(C') \leq d_h(C)$

The type of a component C is denoted as $type(C)$. To show that the inequality (2) always holds first we construct a special graph termed as $H = (V', E')$. The set of components of \mathcal{C} are considered as the set of vertices V' of the graph H . V' contains two types of vertices namely type A and type I . The set of edges $E' = \{e : e \in \delta(C') \cap F' \wedge type(C') = A\}$. All isolated vertices of type I are discarded from the graph H . Let N_A denotes the set of vertices of type A , N_I denotes the set of vertices of type I , N_D denotes the set of vertices of type A that corresponds to some C_j for $j : 1 \leq j \leq z$ and d_v denotes the degree of a vertex v in graph H . Note that degree of each vertex $v \in N_D$ is zero, i.e. $N_D = \{v \in N_A : d_v = 0\}$. For each $\epsilon(C) > 0$, maximum increment in the left hand side of the inequality (2) is $\sum_{v \in N_A} \epsilon_v d_v + \sum_{v \in N_D} \epsilon_v$, where $\epsilon_v \in (0, \epsilon(C)]$ for each vertex $v \in V$ (note that here ϵ_v is the actual adjusted value for a vertex v in H which is corresponding to the component C_v and this correct adjustment of ϵ_v to the dual variable y_{C_v} is ensured by the Lemma 6.10). On the other hand maximum increment in the right hand side of the inequality is $(2 - \frac{1}{n-1}) \sum_{v \in N_A} \epsilon_v$. Therefore we can write

$$\sum_{v \in N_A - N_D} \epsilon_v d_v + \sum_{v \in N_D} \epsilon_v \leq (2 - \frac{1}{n-1}) \sum_{v \in N_A} \epsilon_v$$

Writing the above inequality in details we get

$$\sum_{v \in N_A - N_D} \epsilon_v d_v \leq (2 - \frac{1}{n-1}) \sum_{v \in N_A - N_D} \epsilon_v + (2 - \frac{1}{n-1}) \sum_{v \in N_D} \epsilon_v - \sum_{v \in N_D} \epsilon_v$$

Since degree of each vertex in N_D is zero therefore the coefficient $(2 - \frac{1}{n-1})$ of the term $(2 - \frac{1}{n-1}) \sum_{v \in N_D} \epsilon_v$ is actually equal to 1. This implies the following inequality

$$\sum_{v \in N_A - N_D} \epsilon_v d_v \leq (2 - \frac{1}{n-1}) \sum_{v \in N_A - N_D} \epsilon_v$$

Rewriting the left hand side of the above inequality in terms of set N_A , N_I and N_D we get

$$\sum_{v \in N_A - N_D} \epsilon_v d_v \leq \sum_{v \in (N_A - N_D) \cup N_I} \epsilon_v d_v - \sum_{v \in N_I} \epsilon_v d_v \quad (3)$$

Before continuing with the proof we show that in graph H there can be at most one leaf vertex of type I which is corresponding to the component containing r . Suppose by contradiction $v \in V'$ is a leaf vertex of type I in graph H which is not the root vertex containing r and is adjacent to the edge $e : SE(e) = branch$. Let C_v be the *inactive* component corresponding to the vertex v . Since C_v is the leaf of H therefore the edge $e \in F'$. Note that F' is the set of *branch* edges selected for the construction of the PCST while *pruning* phase of the algorithm terminates. Since the state of C_v is *inactive* and it does not contain r , therefore it is deactivated at some point of execution of the algorithm and each $u \in C_v$ is labelled. Furthermore, since C_v is a leaf component, therefore no node $u \in C_v$ can be an intermediate node on the path of *branch* edges between the root vertex

and a vertex which is unlabelled. Since each node $u \in C_v$ is labelled and C_v is an *inactive* leaf component therefore by the *pruning* phase of the algorithm each node $u \in C_v$ is pruned and $SE(e') = \text{basic}$ for each edge $e' : e' \in \text{Adj}(u) \wedge SE(e') = \text{branch}$. In this case one of the e' must be $e : SE(e) = \text{basic}$, a contradiction to the fact that $SE(e) = \text{branch}$. Therefore except the root vertex, all other vertex of type I are non leaf vertex in graph H .

Using the above fact and since $\epsilon_v \in (0, \epsilon(C)]$, therefore replacing each ϵ_v by $\epsilon(C)$ and we get the inequality (3) as follows

$$\sum_{v \in N_A - N_D} \epsilon(C) d_v \leq 2\epsilon(C)(|(N_A - N_D) \cup N_I| - 1) - \epsilon(C)(2|N_I| - 1)$$

(In the above inequality we use the fact that sum of degrees of all vertices is $2m$ where m is the total number of edges in the graph.)

Since $(N_A - N_D)$ and N_I are disjoint therefore $|(N_A - N_D) \cap N_I| = |\phi| = 0$ then

$$\begin{aligned} \sum_{v \in N_A - N_D} d_v &= 2(|(N_A - N_D)|) + 2|N_I| - 2 - 2|N_I| + 1 \\ &= 2(|N_A - N_D|) - 1 \\ &= (2 - \frac{1}{|N_A - N_D|})|N_A - N_D| \\ &\leq (2 - \frac{1}{n-1})|N_A - N_D| \end{aligned}$$

The last inequality holds since the number of type A components is at most $n - 1$ for n node graph, i.e. $|N_A - N_D| \leq (n - 1)$. Therefore the inequality (1) always holds for every computed value $\epsilon(C)$ by a component C in the graph. \square

Message complexity

We determine here the upper bound on the number of messages exchanged during the execution of the distributed algorithm. In the algorithm the leader of a component C starts finding its $\epsilon(C)$ by executing the procedure *proc_initiate*() which in turn generates different messages and procedures until it finds its $\epsilon(C)$. Depending on $\epsilon(C)$, the leader of the component C decides to take any one of the following actions: (i) *merging* (ii) *deactivation* (iii) *sending* $\langle \text{proceed} \rangle$, (iv) *sending* $\langle \text{back} \rangle$ or (v) start of the *pruning* phase (only root component initiates the *pruning* phase). Lemma 6.5 ensures that at most $|V| - 1$ rounds of *proc_initiate*() are required for the action of *sending* $\langle \text{back} \rangle$ and exactly one round of action of *pruning* phase is required till the termination of the *growth* phase. We observe that if none of the four consecutive rounds of *proc_initiate*() initiates the action of sending $\langle \text{back} \rangle$ then any one of the following events is guaranteed to happen during these four rounds: (i) sum of the number of components decreases (ii) one of the *sleeping* or *active* components decreases in the graph. Initially the state of the root component C_r is *inactive* and it executes *proc_initiate*() only once to compute is $\epsilon(C_r)$ and send $\langle \text{proceed} \rangle$ to a neighboring component to

take further actions. In the worst case at most $4(|V| - 1)$ rounds of *proc_initiate()* are required to decrease the sum of the number of components and becomes one or at most $4(|V| - 1)$ rounds of *proc_initiate()* are required to change the state of each *sleeping/active* component to the state of *inactive*. Therefore in the worst case at most $8(|V| - 1) + (|V| - 1) + 1 + 1 = 9|V| - 7$ rounds of *proc_initiate()* are required until the termination of the *growth* phase.

By Lemma 6.2 it is shown that each round of *proc_initiate()* can generate at most $(7|V| + 2|E| - 8)$ number of messages. Therefore number of messages exchanged until the termination of the *growth* phase are at most $(9|V| - 7)(7|V| + 2|E| - 8)$. In the *pruning* phase at most $2|E|$ number of messages are exchanged since at most $|E|$ number *<prune>* and $|E|$ number of *<backward_prune>* are sent in the graph. Therefore total number of messages exchanged until the termination of the distributed PCST are at most $(9|V| - 7)(7|V| + 4|E| - 8)$. By simplifying the message complexity of the D-PCST algorithm is $O(|V|^2 + |E||V|)$.

Deadlock Issue

We show here that deadlock does not exist. First we claim that deadlock can not occur when a component C is in the phase of finding its $\epsilon(C)$. To find $\epsilon(C)$ the *<initiate>* is broadcast over the *branch* edges inside C . Upon receiving *<initiate>*, each *frontier* node $v \in C$ sends *<test>* on each edge $e : e \in \text{Adj}(v) \wedge SE(e) \neq \text{branch} \wedge SE(e) \neq \text{rejected}$. Upon receiving *<test>* message each node u immediately response with *<status>* or *<reject>* and does not wait for any event to occur since it has no dependency on any other events to response to a *<test>*. Therefore a *frontier* node does not have to wait infinitely to find its $\epsilon_1(v)$ and each *frontier* node $v \in C$ reports its $\epsilon_1(v)$ to the leader and it is guaranteed that leader of a component C finds its $\epsilon(C)$ in finite amount of time. Therefore a component C never experience the situation of deadlock while it computes its $\epsilon(C)$. Now we show that at any point of time during the execution of the algorithm deadlock can not occur among the components too.

We already mention that depending on the value of $\epsilon(C)$, the leader of the component C decides to take any one of the following actions: (i) *merging* (ii) *deactivation* (iii) *sending <proceed>*, (iv) *sending <back>* or (v) starts of the *pruning* phase. *Deactivation* deals with a single component and hence no deadlock issue. In case of *sending <proceed>* or *sending <back>* each receiving node forwards these messages in the appropriate path without any delay as forwarding events does not depends on any other events of the node. Therefore these two cases does not lead to any deadlock issue. Similarly in the *pruning* phase there is no issue of deadlock since for pruning a component does not depend on any other components. Now consider the action of *merging*. This is only the case when a component needs to wait for another component to proceed further. The component C sends *<connect>* to merge with the component C' where C' is a neighboring component of C . Upon receiving *<connect>*, C' responses to C in finite amount of time. If $CS(C') = \text{inactive}$ then C' immediately sends *<accept>*. If $CS(C') = \text{sleeping}$, then first it changes $CS(C') = \text{active}$ and then finds its $\epsilon(C')$ and depending on $\epsilon(C')$ it sends *<accept>* or *<refind_epsilon>* to C . Since C' does not depends on any event that delays the process of findings its $\epsilon(C')$ and response to C therefore there is no possibility of deadlock. In our proposed D-PCST algorithm, component grows

by sequential merging and no concurrent merging is allowed to happen. All of the observations ensure that deadlocks do not exist.

7 Conclusion and future directions

In this paper we propose a distributed PCST algorithm with an approximation factor of $(2 - \frac{1}{n-1})$ of the optimal. This approximation factor matches with the same of GW-algorithm. However we believe that our algorithm is the first distributed algorithm for PCST that achieves this approximation factor. We also analyze the correctness of the proposed algorithm. Detailed proof of correctness is provided in the appendix. It will be a challenging problem to reduce the approximation factor of our algorithm further. Moreover in this algorithm a single merging (of two distinct components) happens at a time. It will be interesting to investigate a correct distributed algorithm where concurrent merging happens. Tolerating different types of changes in the underlying graph during the execution of the distributed algorithm will lead to a number of research issues to be addressed.

References

- [1] ABDI, A., FELDMANN, A. E., GUENIN, B., KONEMANN, J., AND SANITA, L. Lehman’s theorem and the directed steiner tree problem. *SIAM JOURNAL ON DISCRETE MATHEMATICS* 30, 1 (2016), 141–153.
- [2] AGRAWAL, A., KLEIN, P., AND RAVI, R. When trees collide: An approximation algorithm for the generalized steiner problem on networks. *SIAM journal of Computing* 24, 3 (1995), 440–456.
- [3] ALEXANDER, Z. An 11/6-approximation algorithm for the network steiner problem. *Algorithmica* 9, 5 (1993), 463–470.
- [4] ALEXANDER, Z. Better approximation bounds for the network and euclidean steiner tree problems. Tech. rep., 1996.
- [5] ALVAREZ-MIRANDA, E., CANDIA, A., CHEN, X., HU, X., AND LI, B. Efficient algorithms for the prize collecting steiner tree problems with interval data. *AAIM* (2010), 13–24.
- [6] ALVAREZ-MIRANDA, E., AND AND PAOLO TOTH, I. L. Exact approaches for solving robust prize-collecting steiner tree problems. *European Journal of Operational Research* 229 (2013), 599–612.
- [7] ARCHER, A., BATENI, M., AND HAJIAGHAYI, M. Improved approximation algorithms for prize-collecting steiner tree and tsp. *SIAM Journal on Computing* 40, 2 (2011), 309–332.
- [8] ARORA, S. Polynomial time approximation schemes for euclidean traveling salesman and other geometric problems. *J. ACM* 45, 5 (1998), 753–782.

- [9] BALAS, E. The prize collecting traveling salesman problem. *Networks* 19 (1989), 621–636.
- [10] BAUER, M., KLAU, G. W., AND REINERT, K. Accurate multiple sequence-structure alignment of rna sequences using combinatorial optimization. *BMC Bioinformatics* 8, 1 (2007).
- [11] BERMAN, P., AND RAMAIYER, V. Improved approximations for the steiner tree problem. *Journal of Algorithms* 17, 3 (1994), 381 – 408.
- [12] BIENSTOCK, D., GOEMANS, M. X., SIMCHILEVI, D., AND WILLIAMSON, D. A note on the prize collecting traveling salesman problem. *Mathematical Programming* 59 (1993), 413–420.
- [13] BYRKA, J., GRANDONI, F., ROTHVOSS, T., AND SANITÀ, L. An improved lp-based approximation for steiner tree. In *Proceedings of the Forty-second ACM Symposium on Theory of Computing* (New York, NY, USA, 2010), STOC '10, ACM, pp. 583–592.
- [14] CANUTO, S., RESENDE, M., AND RIBEIRO, C. Local search with perturbations for the prize-collecting steiner tree problem in graphs. *Networks* 38, 1 (2001), 50–58.
- [15] CHARIKAR, M., CHEKURI, C., CHEUNG, T.-Y., DAI, Z., GOEL, A., GUHA, S., AND LI, M. Approximation algorithms for directed steiner problems. In *Proceedings of the Ninth Annual ACM-SIAM Symposium on Discrete Algorithms* (1998), SODA '98, pp. 192–200.
- [16] CHLEBÍK, M., AND CHLEBÍKOVÁ, J. The steiner tree problem on graphs: Inapproximability results. *Theoretical Computer Science* 406, 3 (2008), 207–214.
- [17] DITTRICH, M. T., KLAU, G. W., ROSENWALD, A., DANDEKAR, T., AND MLLER, T. Identifying functional modules in protein-protein interaction networks: an integrated exact approach. *Intelligence System for Molecular Biology (ISMB)* 24, 13 (2008), 119–141.
- [18] DU, D., AND HU, X. *Steiner Tree Problems In Computer Communication Networks*. World Scientific Publishing Co., Inc., 2008.
- [19] FEOFILOFF, P., FERNANDES, C. G., FERREIRA, C. E., AND DE PINA, J. C. Primal-dual approximation algorithms for the prize-collecting steiner tree problem. *Information Processing Letter* 103, 5 (2007), 195–202.
- [20] GALLAGER, R. G., HUMBLET, P. A., AND SPIRA, P. M. A distributed algorithm for minimum-weight spanning trees. *ACM Transactions on Programming Languages and Systems* 1 (1983), 66–77.
- [21] GOEMANS, M. X., AND WILLIAMSON, D. E. A general approximation technique for constrained forest problems. *SIAM Journal on Applied Mathematics*(April 1995) 24, 2 (1995), 296–317.

- [22] GOEMANS, M. X., AND WILLIAMSON, D. E. The primal-dual method for approximation algorithms and its application to network design problems. In *D S Hochbaum, editor, Approximation problem for NP-hard problems, PSW publishing company, Boston* (1997), 144–191.
- [23] GOEMANS, M. X., AND WILLIAMSON, D. P. A general approximation technique for constrained forest problems. *SIAM J. Comput.* 24, 2 (1995), 296–317.
- [24] HANAN, M. On steiner’s problem with rectilinear distance. *SIAM Journal on Applied Mathematics (March 1966)* 14, 2 (1966), 255–265.
- [25] HAOUARI, M., LAYEB, S. B., AND SHERALI, H. D. Algorithmic expedients for the prize collecting steiner tree problem. *Discrete Optimization* 7 (2010), 32–47.
- [26] HAUPTMANN, M., AND KARPINSKI, M. A compendium on steiner tree problems. <http://theory.cs.uni-bonn.de/info5/steinerkompodium/netcompodium.html> (Retrieved April 2015).
- [27] HWANG, F. K. On steiner minimal trees with rectilinear distance. *SIAM Journal on Applied Mathematics, (January 1976)* 30, 1 (1976), 104–114.
- [28] JOHNSON, D. S., MINKOFF, M., AND PHILLIPS, S. The prize collecting steiner tree problem: Theory and practice. In *Proceeding of ACM-SIAM Symposium on Discrete Mathematics* (2000), 760–769.
- [29] KARP, R. M. Reducibility among combinatorial problems. In *Proceedings of a symposium on the Complexity of Computer Computations, held March 20-22, 1972, at the IBM Thomas J. Watson Research Center, Yorktown Heights, New York.* (1972), pp. 85–103.
- [30] KLAU, G. W., LJUBIĆ, I., MOSER, A., MUTZEL, P., NEUNER, P., PFERSCHY, U., RAIDL, G., AND WEISKIRCHER, R. *Combining a Memetic Algorithm with Integer Programming to Solve the Prize-Collecting Steiner Tree Problem.* 2004, pp. 1304–1315.
- [31] KRUSKAL, J. B. On the Shortest Spanning Subtree of a Graph and the Traveling Salesman Problem. *Proceedings of the American Mathematical Society* 7, 1 (1956), 48–50.
- [32] LENGAUER, T. *Combinatorial Algorithms for Integrated Circuit Layout.* John Wiley & Sons, Inc., New York, NY, USA, 1990.
- [33] LENZEN, C., AND PATT-SHAMIR, B. Improved distributed steiner forest construction. In *Proceedings of the 33th Annual ACM Symposium on Principles of Distributed Computing (PODC)* (2014).
- [34] LJUBIC, I., WEISKIRCHER, R., PFERSCHY, U., KLAU, G. W., MUTZEL, P., AND FISCHETTI, M. An algorithmic framework for the exact solution of the prize-collecting steiner tree problem. *Mathematical Programming Series B*, 105 (2006), 427–449.

- [35] MAGNANTI, T., AND WONG, R. Network design and transportation planning: models and algorithms. *Transportation Science* 18 (1984), 1–55.
- [36] MAREK, K., AND ALEXANDER, Z. New approximation algorithms for the steiner tree problems. *Journal of Combinatorial Optimization* 1, 1 (1997), 47–65.
- [37] PRIM, R. C. Shortest connection networks and some generalizations. *Bell System Technical Journal* 36, 6 (1957), 1389–1401.
- [38] PRODON, A., DENEGRE, S., AND LIEBLING, T. M. Locating leak detecting sensors in a water distribution network by solving prize-collecting steiner arborescence problems. *Mathematical Programming* 124, 1 (2010), 119–141.
- [39] PRMEL, H. J., AND STEGER, A. A new approximation algorithm for the steiner tree problem with performance ratio $5/3$. *Journal of Algorithms* 36, 1 (2000), 89 – 101.
- [40] ROBINS, G., AND ZELIKOVSKY, A. Improved steiner tree approximation in graphs. In *Proceedings of the Eleventh Annual ACM-SIAM Symposium on Discrete Algorithms* (2000), SODA '00, pp. 770–779.
- [41] ROBINS, G., AND ZELIKOVSKY, A. Tighter bounds for graph steiner tree approximation. *SIAM J. Discret. Math.* 19, 1 (2005), 122–134.
- [42] SHAN CAROL HUANG, S. A constraint optimization framework for discovery of cellular signaling and regulatory networks. *Phd thesis, Massachusetts Institute of Technology* (2011), 882–887.
- [43] VIJAYANARASIMHAN, S., AND GRAUMAN, K. Efficient region search for object detection. *IEEE Conference on Computer Vision and Pattern Recognition (CVPR) 1* (2011), 1401–1408.
- [44] WALD, J. A., AND COLBOURN, C. J. Steiner trees, partial 2trees, and minimum ifi networks. *Networks* 13 (1983), 159–167.
- [45] WATEL, D., WEISSER, M.-A., BENTZ, C., AND BARTH, D. Steiner problems with limited number of branching nodes. In *Revised Selected Papers of the 20th International Colloquium on Structural Information and Communication Complexity - Volume 8179* (2013), SIROCCO 2013, pp. 310–321.
- [46] WILLIAMSON, D. P., GOEMANS, M. X., MIHAIL, M., AND VAZIRANI, V. V. A primal-dual approximation algorithm for generalized steiner network problems. *Combinatorica* 15, 3 (1995), 435–454.
- [47] ZOSIN, L., AND KHULLER, S. On directed steiner trees. In *Proceedings of the Thirteenth Annual ACM-SIAM Symposium on Discrete Algorithms* (2002), SODA '02, pp. 59–63.

8 Appendix

Algorithm 1 The D-PCST algorithm : pseudocode for node v

```
1: Upon receiving no message
2: execute procedure initialization()
3: if  $v = r$  then ▷ spontaneous awoken of the root node
4:    $CS \leftarrow inactive$ ;
5:    $root\_flag \leftarrow TRUE$ ;
6:    $prize\_flag \leftarrow FALSE$ ;
7:   execute procedure proc_initiate()
8: else
9:    $CS \leftarrow sleeping$ ;
10:   $root\_flag \leftarrow FALSE$ ;
11:   $prize\_flag \leftarrow TRUE$ ;
12: end if

13: procedure initialization()
14:   for all  $e \in Adj(v)$  do
15:      $SE(e) \leftarrow basic$ ;
16:      $RFE(e) \leftarrow FALSE$ ; ▷ RFE : Refind epsilon
17:      $ETP(e) \leftarrow FALSE$ ; ▷ ETP : Edge for termination path
18:   end for
19:    $d_h \leftarrow 0$ ;  $d_v \leftarrow 0$ ;  $WC \leftarrow 0$ ;  $labelled\_flag \leftarrow FALSE$ ;  $prune\_msg\_count \leftarrow 0$ ;
    $proceed\_in\_edge \leftarrow \phi$ ;  $proceed\_flag \leftarrow FALSE$ ;  $leader\_flag \leftarrow FALSE$ ;
20: end procedure

21: procedure proc_initiate()
22:    $SN \leftarrow find$ ;  $find\_count \leftarrow 0$ ;  $best\_epsilon \leftarrow \infty$ ;  $best\_edge \leftarrow \phi$ ;  $LC \leftarrow v$ ;  $TP \leftarrow 0$ ;
    $PF \leftarrow FALSE$ ;  $proceed\_edge \leftarrow \phi$ ;
23:   for all  $e \in Adj(v)$  do
24:     if  $SE(e) = branch$  then
25:       send  $\langle initiate(LC, SN) \rangle$  on  $e$ 
26:        $find\_count \leftarrow find\_count + 1$ ; ▷ count the number of  $\langle initiate \rangle$  that are sent
27:     end if
28:   end for
29:   execute procedure proc_test()
30: end procedure
```

```

31: Upon receiving  $\langle \text{initiate}(L, S) \rangle$  on edge  $e$ 
32:  $SN \leftarrow S; \text{find\_count} \leftarrow 0; \text{best\_epsilon} \leftarrow \infty; \text{best\_edge} \leftarrow \phi; LC \leftarrow L; TP \leftarrow 0; PF \leftarrow$ 
    $FALSE; \text{proceed\_edge} \leftarrow \phi; \text{in\_branch} \leftarrow e;$ 
33: for all  $e' \in \text{Adj}(v) : e' \neq e$  do
34:   if  $SE(e') = \text{branch}$  then
35:     send  $\langle \text{initiate}(L, S) \rangle$  on  $e'$ 
36:      $\text{find\_count} \leftarrow \text{find\_count} + 1;$   $\triangleright$  count the number of  $\langle \text{initiate} \rangle$  that are sent
37:   end if
38: end for
39: if  $S = \text{find}$  then
40:   execute procedure  $\text{proc\_test}()$ 
41: end if

42: procedure  $\text{proc\_test}()$ 
43:    $\text{test\_count} \leftarrow 0;$ 
44:   for all  $e \in \text{Adj}(v)$  do
45:     if  $SE(e) = \text{basic}$  then
46:       send  $\langle \text{test}(LC) \rangle$  on  $e$ 
47:        $\text{test\_count} \leftarrow \text{test\_count} + 1;$   $\triangleright$  count the number of  $\langle \text{test} \rangle$  that are sent
48:     end if
49:   end for
50: end procedure

51: Upon receiving  $\langle \text{test}(L) \rangle$  on edge  $e$ 
52: if  $LC = L$  then
53:   send  $\langle \text{reject} \rangle$  on  $e$ 
54: else
55:   send  $\langle \text{status}(CS, d_v) \rangle$  on  $e$ .
56: end if
57: Upon receiving  $\langle \text{status}(NS, d_u) \rangle$  on edge  $e$ 
58:  $\text{test\_count} \leftarrow \text{test\_count} - 1;$ 
59: if  $NS = \text{sleeping}$  and  $CS = \text{active}$  then
60:    $\epsilon_1 \leftarrow \frac{w_e - d_v - d_h}{2};$ 
61: else if  $NS = \text{inactive}$  and  $CS = \text{active}$  then
62:    $\epsilon_1 \leftarrow w_e - d_v - d_u;$ 
63: else if  $NS = \text{sleeping}$  and  $CS = \text{inactive}$  then
64:    $\epsilon_1 \leftarrow w_e - d_v - d_h;$ 

```

```

65: else if  $NS = inactive$  and  $CS = inactive$  then
66:   if  $RFE(e) = TRUE$  then
67:      $\epsilon_1 \leftarrow w_e - d_v - d_u$ ;
68:   else
69:      $\epsilon_1 \leftarrow \infty$ ;
70:   end if
71: end if
72: if  $\epsilon_1 < best\_epsilon$  then
73:    $best\_epsilon \leftarrow \epsilon_1$ ;
74:    $best\_edge \leftarrow e$ ;
75: end if
76: execute procedure  $proc\_report()$ 

77: upon receiving  $\langle reject \rangle$  on edge  $e$ 
78:  $test\_count \leftarrow test\_count - 1$ ;
79: if  $SE(e) = basic$  then
80:    $SE(e) \leftarrow rejected$ ;
81: end if
82: if  $proceed\_in\_edge = e$  then ▷ The edge  $e$  becomes a rejected edge
83:    $proceed\_flag \leftarrow FALSE$ ;
84:    $proceed\_in\_edge \leftarrow \phi$ ;
85: end if
86: execute procedure  $proc\_report()$ 

87: procedure  $proc\_report()$ 
88:   if  $find\_count = 0$  and  $test\_count = 0$  then ▷ Receives responses for each  $\langle initiate \rangle$ 
89:     and  $\langle test \rangle$ 
89:      $SN \leftarrow found$ ;
90:     if  $d_h < d_v$  then
91:        $d_h \leftarrow d_v$ ;
92:     end if
93:     if  $CS = active$  then
94:        $TP \leftarrow TP + p_v$  ▷  $TP$  (Total Prize) of the subtree rooted at  $v$ 
95:     end if
96:     if  $proceed\_flag = TRUE$  then
97:        $PF \leftarrow TRUE$ ;
98:     end if

```

```

99:      if  $in\_branch \neq \phi$  then
100:          send  $\langle report(best\_epsilon, d_h, TP, PF) \rangle$  on  $in\_branch$ 
101:      else
102:          execute procedure  $proc\_merge\_or\_deactivate\_or\_proceed()$ 
103:      end if
104:  end if
105: end procedure

```

```

106: Upon receiving  $\langle report(\epsilon_1, d_k, T, P) \rangle$  on edge  $e$ 
107:  $find\_count = find\_count - 1$ ;
108: if  $P = TRUE$  then
109:      $proceed\_edge \leftarrow e$ ;
110:      $PF \leftarrow TRUE$ ;
111: end if
112: if  $CS = active$  then
113:      $TP \leftarrow TP + T$ ;
114: end if
115: if  $d_h < d_k$  then
116:      $d_h \leftarrow d_k$ ;
117: end if
118: if  $\epsilon_1 < best\_epsilon$  then
119:      $best\_epsilon \leftarrow \epsilon_1$ ;
120:      $best\_edge \leftarrow e$ ;
121: end if
122: execute procedure  $proc\_report()$ 

```

```

123: procedure  $proc\_merge\_or\_deactivate\_or\_proceed()$ 
124:      $\epsilon_1 \leftarrow best\_epsilon$ 
125:     if  $root\_flag = FALSE$  and  $CS = active$  then
126:          $\epsilon_2 \leftarrow TP - WC$ ;
127:         if  $\epsilon_1 < \epsilon_2$  then
128:              $best\_epsilon \leftarrow \epsilon_1$ 
129:         else
130:              $best\_epsilon \leftarrow \epsilon_2$ 
131:         end if
132:         if  $best\_epsilon = \epsilon_2$  then
133:              $CS \leftarrow inactive$ ;
134:              $d_v \leftarrow d_v + \epsilon_2$ ;
135:              $WC \leftarrow WC + \epsilon_2$ ;

```

```

136:       $root\_flag \leftarrow FALSE;$ 
137:       $d_h \leftarrow d_h + \epsilon_2;$ 
138:       $labelled\_flag \leftarrow TRUE;$ 
139:       $deactivate\_flag \leftarrow TRUE;$   $\triangleright deactivate\_flag$  is a temporary variable
140:      send  $\langle update\_info(\epsilon_2, root\_flag, deactivate\_flag, WC, d_h) \rangle$  on all  $e \in Adj(v)$ 
      such that  $SE(e) = branch$ 
141:      if  $\epsilon_1 \neq \infty$  then  $\triangleright$  Exists at least one sleeping neighbor component.
142:          execute procedure  $proc\_initiate()$   $\triangleright$  Computes  $\epsilon_1$  to send  $\langle proceed \rangle$ 
143:      end if
144:  else  $\triangleright$  Start the merge procedure at the leader node
145:      if  $SE(best\_edge) = branch$  then
146:          send  $\langle merge(best\_epsilon, d_h) \rangle$  on  $best\_edge$ 
147:      else
148:          send  $\langle connect(v, WC, d_v, d_h) \rangle$  on  $best\_edge;$ 
149:          if  $RFE(best\_edge) = TRUE$  then
150:               $RFE(best\_edge) \leftarrow FALSE;$ 
151:          end if
152:      end if
153:  end if
154:  else if  $CS = inactive$  then
155:      if  $(\epsilon_1 = \infty)$  then
156:          if  $v = r$  then  $\triangleright$  Starts of pruning phase at the root node  $r$ .
157:              for all  $e \in Adj(v)$  do
158:                  if  $SE(e) = branch$  or  $ETP(e) = TRUE$  then
159:                      send  $\langle prune \rangle$  on  $e$ 
160:                  end if
161:                  if  $SE(e) = branch$  then
162:                       $prune\_msg\_count \leftarrow prune\_msg\_count + 1;$ 
163:                  end if
164:              end for
165:          else  $\triangleright$  Start of sending  $\langle back \rangle$ 
166:              if  $proceed\_edge = \phi$  and  $proceed\_flag = TRUE$  then
167:                   $proceed\_flag = FALSE;$ 
168:                  send  $\langle back \rangle$  on  $proceed\_in\_edge$ 
169:                   $proceed\_in\_edge \leftarrow \phi;$ 
170:              else
171:                  send  $\langle disable\_proceed \rangle$  on  $proceed\_edge$ 
172:              end if
173:          end if

```

```

174:     else if ( $\epsilon_1 \neq \infty$ ) then
175:         send  $\langle proceed(d_h) \rangle$  on best_edge
176:         if  $SE(best\_edge) = basic$  then
177:              $ETP(best\_edge) \leftarrow TRUE$ ;
178:         end if
179:         if  $RFE(best\_edge) = TRUE$  then
180:              $RFE(best\_edge) \leftarrow FALSE$ ;
181:         end if
182:     end if
183: end if
184: end procedure

185: Upon receiving  $\langle merge(\epsilon, d_k) \rangle$  on edge e
186: if  $SE(best\_edge) = branch$  then ▷ receiving node is an intermediate node
187:     send  $\langle merge(\epsilon, d_k) \rangle$  on best_edge
188: else ▷ receiving node is a frontier node
189:     if  $CS = active$  then
190:         send  $\langle connect(v, WC, d_v, d_k) \rangle$  on best_edge;
191:         if  $RFE(best\_edge) = TRUE$  then
192:              $RFE(best\_edge) \leftarrow FALSE$ ;
193:         end if
194:     else if  $CS = inactive$  then
195:         send  $\langle proceed(d_k) \rangle$  on best_edge
196:     end if
197: end if

198: Upon receiving  $\langle disable\_proceed \rangle$  on edge e
199: if  $proceed\_edge = \phi$  and  $proceed\_flag = TRUE$  then
200:      $proceed\_flag \leftarrow FALSE$ ;
201:     send  $\langle back \rangle$  on proceed_in_edge
202:      $proceed\_in\_edge \leftarrow \phi$ ;
203: else
204:     send  $\langle disable\_proceed \rangle$  on proceed_edge
205: end if

206: Upon receiving  $\langle back \rangle$  on edge e
207: if  $in\_branch \neq \phi$  then
208:     send  $\langle back \rangle$  on in_branch

```

```

209: else
210:   execute procedure proc_initiate()
211: end if

212: Upon receiving  $\langle proceed(d_k) \rangle$  on edge  $e$ 
213: if  $SE(e) = branch$  and  $in\_branch = e$  then
214:   send  $\langle proceed(d_k) \rangle$  on best_edge
215:   if  $SE(best\_edge) = basic$  then
216:      $ETP(best\_edge) \leftarrow TRUE$ ;
217:   end if
218:   if  $RFE(best\_edge) = TRUE$  then
219:      $RFE(best\_edge) \leftarrow FALSE$ ;
220:   end if
221: else if  $SE(e) = basic$  then ▷ Edge  $e$  is a non branch edge that means a basic edge
222:    $proceed\_flag \leftarrow TRUE$ ;
223:    $proceed\_in\_edge \leftarrow e$ ;
224:   if  $CS = sleeping$  then
225:     execute procedure wakeup( $d_k$ )
226:   else if  $CS = inactive$  then
227:     if  $in\_branch \neq \phi$  then
228:       send  $\langle proceed(d_k) \rangle$  on in_branch
229:     else ▷ Receiving node is the leader node
230:       execute procedure proc_initiate()
231:     end if
232:   end if
233: else if  $SE(e) = branch$  and  $in\_branch \neq e$  then
234:   if  $in\_branch \neq \phi$  then
235:     send  $\langle proceed(d_k) \rangle$  on in_branch
236:   else ▷ Receiving node is the leader node
237:     execute procedure proc_initiate()
238:   end if
239: end if

240: procedure wakeup( $d_k$ )
241:    $CS \leftarrow active$ ;
242:    $d_v \leftarrow d_k$ ;
243:    $WC \leftarrow d_k$ ;
244:   if  $d_k > d_h$  then
245:      $d_h \leftarrow d_k$ ;
246:   end if

```

```

247:   execute procedure proc_initiate()
248: end procedure

249: upon receiving  $\langle connect(NID, WNC, d_u, d_k) \rangle$  on edge  $e$      $\triangleright WNC$  (Weight of Neighbor
    Component)
250: if  $CS = sleeping$  then
251:    $CS \leftarrow active$ ;
252:    $d_h \leftarrow d_k$ ;
253:    $d_v \leftarrow d_k$ ;
254:    $WC \leftarrow d_k$ ;
255:    $\epsilon_1 \leftarrow \frac{w_e - d_v - d_u}{2}$ ;
256:    $\epsilon_2 \leftarrow p_v - WC$ ;
257:   if  $\epsilon_1 < \epsilon_2$  then
258:     if  $v > NID$  then
259:        $leader\_flag \leftarrow TRUE$ ;
260:     else
261:        $leader\_flag \leftarrow FALSE$ ;
262:     end if
263:      $d_h \leftarrow d_h + \epsilon_1$ ;
264:      $d_v \leftarrow d_v + \epsilon_1$ ;
265:      $WC \leftarrow WC + WNC + 2 * \epsilon_1$ ;
266:      $SE(e) \leftarrow branch$ ;
267:     send  $\langle accept(leader\_flag, root\_flag, WC, d_h) \rangle$  on  $e$ 
268:     if  $leader\_flag \leftarrow TRUE$  then
269:       execute procedure proc_initiate()
270:     end if
271:   else  $\triangleright \epsilon_1 \geq \epsilon_2$ 
272:      $CS \leftarrow inactive$ ;
273:      $WC \leftarrow WC + \epsilon_2$ ;
274:      $d_v \leftarrow d_v + \epsilon_2$ ;
275:      $d_h \leftarrow d_k + \epsilon_2$ ;
276:      $labelled\_flag \leftarrow TRUE$ ;
277:     send  $\langle re\_find\_epsilon \rangle$  on  $e$ 
278:   end if
279: else if  $CS = inactive$  then
280:   if  $root\_flag = TRUE$  then
281:      $leader\_flag \leftarrow TRUE$ ;
282:   else
283:      $CS \leftarrow active$ ;

```

```

284:    if  $v > NID$  then
285:         $leader\_flag \leftarrow TRUE$ ;
286:    else
287:         $leader\_flag \leftarrow FALSE$ ;
288:    end if
289: end if
290:  $\epsilon_1 = w_e - d_v - d_u$ ;
291:  $WC \leftarrow WC + WNC + \epsilon_1$ ;
292:  $d_t \leftarrow d_k + \epsilon_1$ ;  $\triangleright d_t$  is a temporary variable
293: if  $d_h < d_t$  then
294:      $d_h \leftarrow d_t$ ;
295: end if
296:  $deactivate\_flag = FALSE$ ;  $\triangleright deactivate\_flag$  is a temporary variable
297: send  $\langle update\_info(0, root\_flag, deactivate\_flag, WC, d_h) \rangle$  on all  $e' \in Adj(v) : e' \neq$ 
     $e$  and  $SE(e') = branch$ 
298: if  $ETP(e) = TRUE$  then
299:      $ETP(e) = FALSE$ ;
300: end if
301:  $SE(e) \leftarrow branch$ ;
302: send  $\langle accept(leader\_flag, root\_flag, WC, d_h) \rangle$  on  $e$ ;
303: if ( $leader\_flag = TRUE$ ) then
304:     execute procedure  $proc\_initiate()$ 
305: end if
306: end if

307: Upon receiving  $\langle refind\_epsilon \rangle$  on edge  $e$ 
308: if  $SE(e) = basic$  then
309:      $RFE(e) \leftarrow TRUE$ ;
310: else
311:     if  $in\_branch \neq \phi$  then
312:         send  $\langle refind\_epsilon \rangle$  on  $in\_branch$ 
313:     else
314:         execute procedure  $proc\_initiate()$ 
315:     end if
316: end if

317: Upon receiving  $accept(LF, RF, TWC, d_k)$  on edge  $e$   $\triangleright TWC$  (Total Weight of the
    Component)
318:  $SE(e) \leftarrow branch$ ;

```

```

319: if  $RF = TRUE$  then
320:    $CS \leftarrow inactive$ ;
321:    $prize\_flag = FALSE$ ;
322: else
323:    $CS \leftarrow active$ ;
324: end if
325:  $root\_flag \leftarrow RF$ ;
326:  $d_h \leftarrow d_k$ ;
327:  $d_v \leftarrow d_v + best\_epsilon$ ;
328:  $WC \leftarrow TWC$ ;
329: if  $SE(proceed\_in\_edge) = branch$  and  $proceed\_flag = TRUE$  then
330:    $proceed\_flag \leftarrow FALSE$ ;
331:    $proceed\_in\_edge \leftarrow \phi$ ;
332: end if
333:  $deactivate\_flag = FALSE$ ;  $\triangleright deactivate\_flag$  is a temporary variable
334: send  $\langle update\_info(best\_epsilon, root\_flag, deactivate\_flag, TWC, d_h) \rangle$  on all  $e' \in$   

    $Adj(v) : e' \neq e$  and  $SE(e') = branch$ 
335: if  $LF = FALSE$  then
336:   execute procedure  $proc\_initiate()$ 
337: end if

338: Upon receiving  $\langle update\_info(epsilon\_value, RF, DF, TWC, d_k) \rangle$  on edge  $e$ 
339: if  $RF = TRUE$  and  $DF = FALSE$  then
340:    $CS \leftarrow inactive$ ;
341:    $prize\_flag \leftarrow FALSE$ ;
342: else if  $RF = FALSE$  and  $DF = TRUE$  then
343:    $CS \leftarrow inactive$ ;
344: else if  $RF = FALSE$  and  $DF = FALSE$  then
345:    $CS \leftarrow active$ ;
346: end if
347:  $root\_flag \leftarrow RF$ ;
348:  $d_h \leftarrow d_k$ ;
349:  $d_v \leftarrow d_v + epsilon\_value$ ;
350:  $WC \leftarrow TWC$ ;
351: send  $\langle update\_info(epsilon\_value, RF, DF, TWC, d_h) \rangle$  on all  $e' \in Adj(v) : e' \neq e$  and  

    $SE(e') = branch$ 
352: if  $v = r$  then  $\triangleright r$  is the root node
353:   execute procedure  $proc\_initiate()$ 
354: end if

```

```

355: Upon receiving  $\langle \text{prune} \rangle$  on edge  $e$ 
356: if  $\text{root\_flag} = \text{TRUE}$  and  $\text{SE}(e) = \text{branch}$  then       $\triangleright$  pruning inside the root component
357:   if  $(\text{labelled\_flag} = \text{TRUE})$  and  $((\forall e' \in \text{Adj}(v) : e' \neq e \text{ and } \text{SE}(e') = \text{basic}) \text{ or }$ 
       $(\text{prune\_msg\_count} = 0))$  then
358:      $\text{prize\_flag} \leftarrow \text{TRUE};$ 
359:      $\text{root\_flag} \leftarrow \text{FALSE};$ 
360:     send  $\langle \text{backward\_prune} \rangle$  on  $\text{in\_branch}$ 
361:      $\text{SE}(\text{in\_branch}) \leftarrow \text{basic};$ 
362:   else
363:     for all  $e' \in \text{Adj}(v) : e' \neq e$  and  $\text{SE}(e') = \text{branch}$  do
364:       send  $\langle \text{prune} \rangle$  on  $e'$ 
365:        $\text{prune\_msg\_count} \leftarrow \text{prune\_msg\_count} + 1;$ 
366:     end for
367:   end if
368:   for all  $e' \in \text{Adj}(v) : e' \neq e$  and  $\text{ETP}(e') = \text{TRUE}$  do
369:     send  $\langle \text{prune} \rangle$  on  $e'$ 
370:   end for
371: else if  $\text{root\_flag} = \text{FALSE}$  then       $\triangleright$  pruning inside non-root inactive component
372:   for all  $e' \in \text{Adj}(v) : e' \neq e$  do
373:     if  $\text{ETP}(e') = \text{TRUE}$  or  $\text{SE}(e') = \text{branch}$  then
374:       send  $\langle \text{prune} \rangle$  on  $e'$ 
375:     end if
376:     if  $\text{SE}(e') = \text{branch}$  then
377:        $\text{SE}(e') \leftarrow \text{basic};$ 
378:     end if
379:   end for
380: end if

381: Upon receiving  $\langle \text{backward\_prune} \rangle$  on edge  $e$ 
382:  $\text{prune\_msg\_count} \leftarrow \text{prune\_msg\_count} - 1;$ 
383:  $\text{SE}(e) \leftarrow \text{basic};$ 
384: if  $\text{labelled\_flag} = \text{TRUE}$  and  $\text{prune\_msg\_count} = 0$  then
385:   if  $\text{in\_branch} \neq \emptyset$  then
386:      $\text{prize\_flag} \leftarrow \text{TRUE};$ 
387:      $\text{root\_flag} \leftarrow \text{FALSE};$ 
388:     send  $\langle \text{backward\_prune} \rangle$  on  $\text{in\_branch}$ 
389:      $\text{SE}(\text{in\_branch}) \leftarrow \text{basic};$ 
390:   end if
391: end if

```
