

Describing Natural Images Containing Novel Objects with Knowledge Guided Assistance

Aditya Mogadala

Karlsruhe Institute of Technology
Karlsruhe, Germany
aditya.mogadala@kit.edu

Lexing Xie

Australian National University
Canberra, Australia
lexing.xie@anu.edu

Umanga Bista

Australian National University
Canberra, Australia
umanga.bista@anu.edu

Achim Rettinger

Karlsruhe Institute of Technology
Karlsruhe, Germany
rettinger@kit.edu

ABSTRACT

Images in the wild encapsulate rich knowledge about varied abstract concepts and cannot be sufficiently described with models built only using image-caption pairs containing selected objects. We propose to handle such a task with the guidance of a knowledge base that incorporate many abstract concepts. Our method is a two-step process where we first build a multi-entity-label image recognition model to predict abstract concepts as image labels and then leverage them in the second step as an external semantic attention and constrained inference in the caption generation model for describing images that depict unseen/novel objects. Evaluations show that our models outperform most of the prior work for out-of-domain captioning on MSCOCO and are useful for integration of knowledge and vision in general.

CCS CONCEPTS

• **Computing methodologies** → **Natural language generation**;
Computer vision tasks; **Neural networks**;

KEYWORDS

Knowledge Base Semantic Attention, Image Caption Generation, Deep Neural Networks, Images with Novel Objects

ACM Reference Format:

Aditya Mogadala, Umanga Bista, Lexing Xie, and Achim Rettinger. 2017. Describing Natural Images Containing Novel Objects with Knowledge Guided Assistance. In *Proceedings of ACM Conference (Conference'17)*. ACM, New York, NY, USA, 10 pages. <https://doi.org/10.1145/nnnnnnn.nnnnnnn>

1 INTRODUCTION

Content on the Web is highly heterogeneous comprising mostly visual and textual modalities. In most cases, these modalities complement each other to illustrate the semantics of concepts and objects. Many approaches have leveraged such multi-view content for

grounding textual with visual information or vice versa. Natural language processing (NLP) tasks like monolingual word similarity [15] and language learning [8] were improved by grounding textual with visual information. The grounding of visual with textual information has shown improvement for existing computer vision (CV) tasks such as image annotation [27]. The aforementioned tasks can be further subdivided into two broad categories where the first category of tasks combines the semantics of multiple modalities to achieve common representation for representational tasks such as generation of descriptions for images or videos [30, 31] and visual question answering [3]. While the second category of tasks leverages cross-modal semantics to identify the relationship between visual and textual content for attaining referential grounding [5].

Several approaches are proposed to solve varied tasks separately with methods from both categories. However, procedures from both categories can benefit by complementing each other. For example, many approaches for the representational task of generating captions for images are inspired by encoder-decoder architecture or its variations that encompass an attention mechanism [4] learn model using only (visual)image-(textual)caption parallel corpora. This causes the model to fail in describing those images which contain unseen/novel objects and concepts not part of parallel captions. Also, the vocabulary is limited to frequent words in the captions and often fails to incorporate rare or infrequent words. Given such challenges, we strive towards a solution that addresses the bottleneck in the aforementioned representational task.

Usage of structured information provided by a knowledge base (KB) [17] has shown to assist several textual tasks such as question answering over structured data [6], language modeling [1], and generation of factoid questions [24]. Our hypothesis is that caption generation for images containing unseen/novel objects can significantly benefit from employing structured information (henceforth called knowledge) provided by a KB.

Thus in this paper, we aim to address the task of generating captions that include unseen visual objects in images with our proposed solution termed as knowledge guided assistance (KGA). The aim of KGA is to operate as referential grounding by providing external semantic attention during training and also work as a dynamic constraint while inference of a caption generation model. In particular, KGA assists to generate captions for unseen/novel objects in images which lack parallel captions. This makes KGA differ from earlier approaches that perform similar task such as deep

Permission to make digital or hard copies of part or all of this work for personal or classroom use is granted without fee provided that copies are not made or distributed for profit or commercial advantage and that copies bear this notice and the full citation on the first page. Copyrights for third-party components of this work must be honored. For all other uses, contact the owner/author(s).
Conference'17, July 2017, Washington, DC, USA
© 2017 Copyright held by the owner/author(s).
ACM ISBN 978-x-xxxx-xxxx-x/YY/MM.
<https://doi.org/10.1145/nnnnnnn.nnnnnnn>

compositional captioning (DCC) [11] and novel object captioner (NOC) [29] by not depending solely on the corpus specific word semantics for next word prediction in a caption generation model. Also, when compared with constrained beam search (CBS) [2] KGA incorporates more information from textual caption data by not constraining solely on image tags. In this respect, KGA is closer to LSTM-C [33] which uses object classifiers and copying mechanism, but KGA diverges by using attention mechanism and dynamic weight transfer as opposed to word copying. Figure 1 presents an overview and the main contributions of this paper are summarized as follows:

- We designed a novel approach to improve the representational task of caption generation including unseen/novel visual objects with the assistance from a knowledge base.
- We created a multi-label image classifier for grounding depicted visual objects to knowledge base entities.
- We conducted an extensive experimental evaluation showing effectiveness of KGA.

2 RELATED WORK

Our related work can be drawn from many closely aligned areas.

2.1 Grounding Natural Language in Images

The grounding of natural language in images is employed to comprehend objects and their relationships. Flickr30k Entities [22] is one such approach that augments the Flickr30k dataset images with bounding boxes using all noun phrases present in their parallel textual descriptions. We also leveraged textual descriptions for grounding in images, but to explicitly relate objects with their knowledge base entities. Other approaches [9, 14] also tried to relate knowledge to images, but not by explicitly linking it to KB. However to extract visual knowledge for supporting tasks such as question answering and image retrieval.

2.2 Attention Mechanism in Caption Generation

Initially, attention mechanism was applied to tasks such as image caption generation [32] with two different possibilities i.e. soft and hard attention. Another recent improvement is seen in performing adaptive attention with visual sentinel [19] by identifying when to look inside an image for cues and not every time as aforementioned would do it. As both of the aforementioned approaches would look entire image to add global context, region-based attention [13] was proposed to experience visual perception where the attention shifting among the visual regions imposes a thread of visual ordering. Slightly, deviating from earlier visual feature centric approaches, the attribute based attention [34] extracted attributes from an image and used them as input vectors resembles our approach.

2.3 Dealing with Rare/OoV Words

Usage of external vocabulary or the structured data is becoming prominent in many neural network models. Goal of these approaches is to copy information from external sources whenever the neural network models fail to predict with certain confidence. Recently, a neural knowledge language model [1] was proposed

to improve language modeling with external structured data to improve tasks which are dependent on entities and also extended for text generation [16]. Some approaches [10] have used copying mechanism to deal with out-of-vocabulary (OoV) words, while few adopted pointing mechanism [20]. Our approach for constrained inference fall in-line with such approaches, but rather prefer to enhance neural model weights than direct copying.

3 DESCRIBING IMAGES WITH NOVEL OBJECTS USING KNOWLEDGE GUIDED ASSISTANCE (KGA)

In this section, we present our caption generation model for generating captions for unseen/novel image objects with support from KGA. The core goal of KGA is to introduce external semantic attention (ESA) into the learning caption generation models and KGA also work as a constraint for transferring learned weights between seen and unseen semantic and word image labels during inference.

3.1 Caption Generation Model

Our image caption generation model (henceforth, KGA-CGM) combines three important components: a language model pre-trained on unpaired textual corpora, external semantic attention (ESA) and image features with a textual (T), semantic (S) and visual (V) layer (i.e. TSV layer) for predicting the next word in the sequence when learned using image-caption pairs. In the following, we present each of these components separately while Figure 2 presents the overall architecture of KGA-CGM.

3.1.1 Language Model. This component is crucial to transfer the sentence structure for unseen visual objects. Language model is implemented with two long short-term memory (LSTM) [12] layers to predict the next word given previous words in a sentence. If $\vec{w}_{1:L}$ represent the input to the forward LSTM of layer-1 for capturing forward input sequences into hidden sequence vectors ($\vec{h}_{1:L}^1 \in \mathcal{R}^H$), where L is the final time step. Then encoding of input word sequences into hidden layer-1 sequences at each time step t is achieved as follows:

$$\vec{h}_t^1 = L1-F(\vec{w}_t; \Theta) \quad (1)$$

Similarly, layer-1 hidden sequences supplied as input to layer-2 are encoded as follows:

$$\vec{h}_t^2 = L2-F(\vec{h}_t^1; \Theta) \quad (2)$$

where Θ represent hidden layer parameters. Finally, the encoded hidden sequence ($\vec{h}_t^2 \in \mathcal{R}^H$) at time step t is then used for predicting the probability distribution of the next word given by Equation 3.

$$p_{t+1} = softmax(\vec{h}_t^2) \quad (3)$$

The softmax layer is only used while training with unpaired textual corpora and not used when learned with image captions.

3.1.2 External Semantic Attention (ESA). Attention mechanism was first introduced by Bahdanau et al. [4] in an encoder-decoder architecture. It was particularly useful for dynamically changing context while decoding. Later, the attention mechanism was extended to other tasks such as speech recognition [7] and multimodal

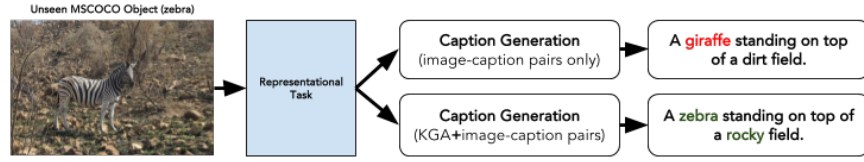


Figure 1: Intention of KGA for representational task of unseen/novel image object caption generation.

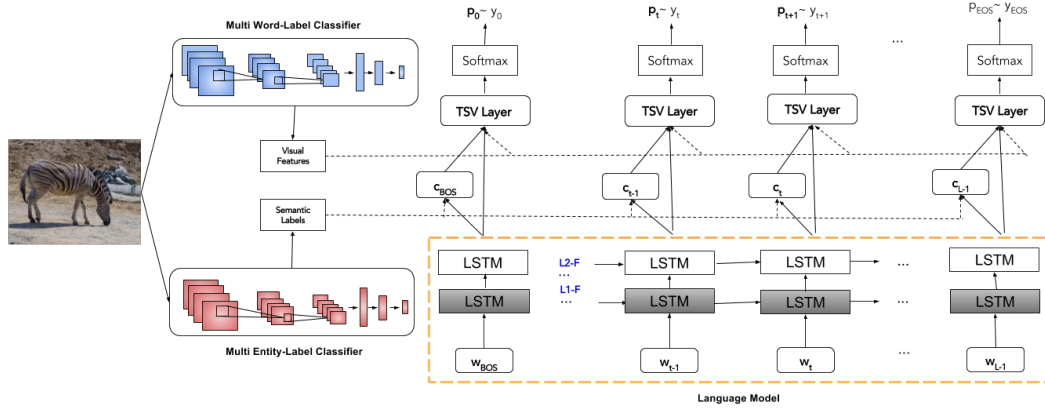


Figure 2: Our caption generation model (KGA-CGM) built with three components. A language model implemented with a 2-layer forward LSTM where L1-F and L2-F represents layer-1 and layer-2 respectively, a multi-word-label classifier to generate image visual features and multi-entity-label classifier to support ESA. w_t represents the input caption word, c_t the semantic attention, p_t the output of probability distribution over all words and y_t the predicted word at each time step t . BOS and EOS represent the special beginning and end of sentence tokens respectively.

representational tasks. A feasible case of multimodal representational task is image caption generation, where attention is perceived from two different aspects i.e. visual attention [32] and attribute attention [34]. Visual attention leveraged spatial image features, while attribute attention leveraged attributes obtained from an image.

Our objective from ESA is similar to attribute attention, but leverages entity annotations as semantic labels obtained using a multi-entity-label image classifier (discussed in the later section). Entity annotations obtained are analogous to image patches and attributes.

In formal terms, if ea_i is an entity annotation label and $e_i \in \mathcal{R}^E$ the entity annotation vector among set of entity annotation vectors ($i = 1, \dots, L$) and β_i the attention weight of e_i then β_i is calculated at each time step t using Equation 4.

$$\beta_{ti} = \frac{\exp(p_{ti})}{\sum_{j=1}^L \exp(p_{tj})} \quad (4)$$

$$p_{ti} = f(e_i, h_t) \quad (5)$$

where p_{ti} given by Equation 5 and $f(e_i, h_t)$ represent scoring function which conditions on hidden state (h_t) of a caption language model. It can be observed that the scoring function $f(e_i, h_t)$ is crucial for deciding attention weights. Also, relevance of the hidden

state with each entity annotation is calculated using Equation 6.

$$f(e_i, h_t) = \tanh(h_t^T W_{he} e_i) \quad (6)$$

where $h_t \in \mathcal{R}^H$, $W_{he} \in \mathcal{R}^{H \times E}$ is a bilinear parameter matrix. Once the attention weights are calculated, the soft attention weighted annotation vector of the context c , which is a dynamic representation of the caption at time step t is given by Equation 7

$$c_t = \sum_{i=1}^L \beta_{ti} e_i \quad (7)$$

Here, $c_t \in \mathcal{R}^E$ and L represent the cardinality of entity class annotations per image-caption pair instance.

3.1.3 Image Features. The image aligned with captions are used to extract visual features using multi-word-label image classifier (discussed more in later sections). To be consistent with other approaches [11, 29] and for a fair comparison, our visual features (I) also have each index corresponding to the probability of word-label annotation in the image.

3.1.4 TSV layer. Once the output from all components is acquired, the TSV layer is employed to integrate their features i.e. textual (T), semantic (S) and visual (V) yielded by language model, ESA and images respectively. Thus, TSV acts as a transformation

layer for molding three different feature spaces into a single common space for prediction of next word in the sequence.

If $h_t^H \in \mathcal{R}^H$, $c_t \in \mathcal{R}^E$ and $I_t \in \mathcal{R}^I$ represent vectors acquired at each time step t from language model, ESA and images respectively. Then the integration at TSV layer of KGA-CGM is provided by Equation 8.

$$TSV_t = W_{h_t^2} h_t^2 + W_{c_t} c_t + W_{I_t} I_t \quad (8)$$

where $W_{h_t^2} \in \mathcal{R}^{vs \times H}$, $W_{c_t} \in \mathcal{R}^{vs \times E}$ and $W_{I_t} \in \mathcal{R}^{vs \times I}$ are linear conversion matrices and vs is the image-caption pair training dataset vocabulary size.

3.1.5 Word Prediction. The output from the TSV layer at each time step t is further used for predicting the next word in the sequence using a softmax layer given by Equation 9.

$$p_{t+1} = \text{softmax}(TSV_t) \quad (9)$$

3.2 KGA-CGM Training

To learn parameters of KGA-CGM, first we freeze the parameters of the language model trained using unpaired textual corpora. Thus, enabling only those parameters to be learned with image-caption pairs emerging from ESA and TSV layer such as W_{he} , $W_{h_t^2}$, W_{c_t} and W_{I_t} . KGA-CGM is now trained to optimize the cost function that minimizes the sum of the negative log likelihood of the appropriate word at each time step given by Equation 10.

$$\min_{\theta} -\frac{1}{N} \sum_{n=1}^N \sum_{t=0}^{L^{(n)}} \log(p(y_t^{(n)})) \quad (10)$$

Where $L^{(n)}$ represent the length of sentence (i.e. caption) with beginning of sentence (BOS), end of sentence (EOS) tokens at n -th training sample and N as a number of samples used for training.

3.3 KGA-CGM Constrained Inference

Inference is not straightforward as in earlier image caption generation approaches [31]. Unseen/novel image objects have no parallel captions throughout training, hence they will never be generated in a caption during inference. Thus, unseen/novel objects require guidance from similar objects or external sources during inference. Earlier approaches such as DCC [11] have leveraged similar concepts (i.e image word-labels) to transfer weights between seen and unseen word-labels. However, similar labels are found only using word embeddings of textual corpora and are not constrained on images. This obstructs the view from an image leading to spurious results. We resolve such issues by constraining the weight transfer between seen and unseen image labels (i.e. both semantic and word) with help from KGA. As the first step, we identify closest similar word-label of unseen objects with their Glove embeddings [21] learned using unpaired textual corpora. Now, for transferring weights between seen and unseen image labels, we perform dynamic weight transfer during test image caption generation with help of entity annotation semantic labels (ea) provided by multi-entity-label image classifier. Whenever the word predicted by our KGA-CGM model is the closest similar word of an unseen object then the unseen object is checked for its presence in ea . If the unseen object is part of ea , then direct transfer of weights is performed between seen and unseen with $W_{c_t}[\text{unseen},:] = W_{c_t}[\text{closest},:]$ and

$W_{I_t}[\text{unseen},:] = W_{I_t}[\text{closest},:]$ and then setting $W_{I_t}[\text{unseen},\text{closest}]$, $W_{I_t}[\text{closest},\text{unseen}] = 0$ to remove mutual dependencies of their presence in an image. For the next image test sample, weights are again set back to their initial states. Beam search is used to consider the best k sentences at time t to identify the sentence at next time step. In this research, we perform experiments with $k=1$ and $k=3$.

4 LEARNING MULTI-LABEL IMAGE CLASSIFIERS

It can be perceived from earlier sections that the important constituents that influence KGA are the image semantic labels and features. Image features embody objects/actions/scenes identified in an image, while semantic labels capture the external semantic attention and entity class labels. In this section, we present the approach to extract both image features and semantic labels.

4.1 Multi-Word-label Image Classifier

To extract image features, emulating Hendricks et al. [11] a multi-word-label classifier is built using the caption aligned to an image by extracting part-of-speech (POS) tags such as nouns, verbs and adjectives attained for each word. For example, the caption ‘‘A young child brushes his teeth at the sink’’ contains word-labels such as ‘‘young (JJ)’’, ‘‘child (NN)’’, ‘‘teeth (NN)’’ etc., that represent abstract concepts in an image. An image classifier is trained now with multiple word-labels using a sigmoid cross-entropy loss by fine-tuning VGG-16 [25] pre-trained on the training part of the ILSVRC-2012.

4.2 Multi-Entity-label Image Classifier

To extract semantic labels which are analogous to the word-labels, the multi-entity-label classifier is build with entity labels attained from a knowledge base annotation tool such as DBpedia spotlight¹. Considering the caption presented in the aforementioned section, entities extracted from the caption are ‘‘Brush²’’ and ‘‘Tooth³’’, which will be treated as semantic labels. An image classifier is now trained with multiple entity-labels using sigmoid cross-entropy loss by fine-tuning VGG-16 [25] pre-trained on the training part of the ILSVRC-2012.

5 EXPERIMENTAL SETUP

In this section, we describe the experimental setup employed for our experiments.

5.1 Resources and Datasets

Our approaches are dependent on several resources such as toolkits etc., while datasets are utilized to conduct evaluations. In the following, resources, datasets and evaluation measures are presented.

5.1.1 Knowledge Bases (KBs). There are several openly available KBs such as DBpedia⁴, Wikidata⁵, and YAGO⁶ which cover general

¹<https://github.com/dbpedia-spotlight/>

²<http://dbpedia.org/resource/Brush>

³<http://dbpedia.org/resource/Tooth>

⁴<http://wiki.dbpedia.org/>

⁵https://www.wikidata.org/wiki/Wikidata:Main_Page

⁶<http://www.mpi-inf.mpg.de/departments/databases-and-information-systems/research/yago-naga/yago/downloads/>

knowledge about entities and their relationships. We choose DBpedia as our KB for entity annotation, as it is one of the extensively used resource for semantic annotation and disambiguation [17].

5.1.2 Unseen Objects in Image-Caption Dataset. To evaluate KGA-CGM, we use the subset of the MSCOCO [18] dataset proposed by Hendricks et al. [11]. The dataset is obtained by clustering 80 image object category labels into 8 clusters and then selecting one object from each cluster to be held out from the training set. Now the training set does not contain the images and sentences of those 8 objects represented by bottle, bus, couch, microwave, pizza, racket, suitcase and zebra. Thus making the MSCOCO training dataset to constitute 70,194 image-caption pairs. While validation set of 40504 image-caption pairs are again divided into 20252 each for testing and validation. Now, the goal of KGA-CGM is to generate caption for those test images which contain these 8 unseen object categories.

5.2 Evaluation Measures

To evaluate the representational task of caption generation, we use evaluation metrics same as earlier approaches [11, 29, 33] such as METEOR and also SPICE [2] to check the effectiveness of generated caption. CIDEr [28] metric is not used as it is required to calculate inverse document frequency used by this metric across the entire test set and not just unseen object subsets. F1-score is also calculated to measure the presence of unseen objects in the generated captions when compared against reference captions.

6 EXPERIMENTS

The experiments are conducted to evaluate the efficacy of the proposed approaches and their dependencies.

6.1 Implementing Multi-Label Classifiers

The key component of unseen image object caption generation is comprehending visual information. To realize it, we re-use existing and also build our own image multi-label classifier.

6.1.1 Multi-Word-Label Classifier. The principal role of the multi-word-label classifier is to provide image features for caption generation. We use the pre-trained model [11] trained on the subset of MSCOCO using the approach presented earlier. The image features extracted represent the probabilities of 471 image labels occurring in a given image.

6.1.2 Multi-Entity-label Classifier. The goal of multi-entity-label classifier is to recognize multiple semantic labels per image. To build the classifier, training set of MSCOCO dataset constituting 82,783 training image-caption pairs are used to extract around 812 unique labels with an average of 3.2 labels annotated per image. Additionally, features for the images are extracted using different layers such as pool5, fc6 and fc7 of VGG-16 [25] pre-trained on ILSVRC-2012 for fine-tuning with our semantic labels. Also, to comprehend the contribution of aforementioned layers to the accuracy of the classifier, we thoroughly analyzed separately the classifiers built using pool5, fc6 and fc7 as the initialization layers before fine-tuning. Our analysis revealed that pool5 features overfit even with regularization.

Table 1: Validation results of different VGG-16 layers. Hyper parameters are used to fine-tune Caffe VGG-16 model. Accuracy@K is calculated by predicting as many labels as in ground truth for each image.

Hyper Parameters	Model		
	pool5	fc6	fc7
weight_decay	0.05	0.03	0.01
base_lr	0.001	0.0003	0.003
gamma	0.5	0.5	0.33
stepsize	7.5K	10K	8K
maxiter	60K	50K	40K
momentum	0.9	0.9	0.9
batch_size	256	256	256
Results			
Validation Loss	11.0035	10.1152	10.3372
Accuracy@12	0.6572	0.7018	0.6868
Accuracy@K	0.4526	0.4892	0.4778

To address this challenge, we trained a classifier with Caffe⁷ by fine-tuning the layers above fc6 and fc7 which gave us an improvement in the accuracy as observed in Table 1. The classifier fine-tuned on fc6 features constitute two fully connected layers of 4096 and 812 neurons above fc6, with the first layer having 50% dropout and ReLU activation while the output layer comprises a sigmoid activation. Similarly, the classifier fine-tuned with fc7 features have an output layer of 812 neurons comprising a sigmoid activation. The loss function used during training is sigmoid cross-entropy, while only sigmoid is used during prediction for exhibiting the presence of label probabilities. Figure 3 shows the predictions on the test dataset. It can be observed that fc6 gave the best result with an accuracy around 70% for top-12 and 74.4% top-16.

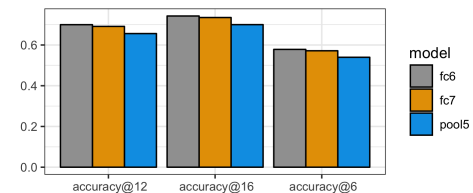


Figure 3: Accuracy of the predicted labels on the test set by Multi Entity-Label Classifier.

6.2 Entity-Label Embeddings

We presented that the acquisition of labels for multi-entity-label classifiers was obtained by the DBpedia spotlight entity annotation and disambiguation tool. These labels (i.e. entities) are expected to encapsulate general knowledge (e.g. encyclopedic knowledge) which is inter linked. Approaches [26] earlier have transformed such entities in a knowledge base into embeddings to capture their relational information for tasks such as knowledge base completion. In our research as well, we see the efficacy of these embeddings

⁷<http://caffe.berkeleyvision.org/>

for caption generation. Entity embeddings leverages external semantic information to be used for attention. To obtain entity-label embeddings, we adopted the RDF2Vec [23] approach and generated 500 dimensional vector representations for all 812 labels used to represent images in the entire MSCOCO.

We further qualitatively evaluate these entity-label embeddings to check their effect on caption generation. Most images are represented with more than one entity-label, thus providing multi-label information for each image. However, directly using their embeddings for ESA can affect caption generation if the label embeddings are not closely related. To check for their closely relatedness, we perform entity similarity. Table 2 shows the results of unseen/novel mscoco objects.

Table 2: Top-5 closely related entities of unseen MSCOCO Objects

Unseen Object	Top-5 Closely Related Entities
Bottle	Wine_bottle, Wine_glass, Table_setting Nap_(textile), Tablecloth
Bus	Truck, Double-decker_bus, Transit_bus Cargo, Tram
Couch	Pillow, Cupboard, Bathtub Hair_dryer, Living_room
Microwave	Blender, Oven, Paper_bag Dishwasher, Refrigerator
Pizza	Pasta, Pepperoni, Salad Sauce, Grilling
Racket	Ball, Flying_disc, Snowboard Glove, Cricket_ball
Suitcase	Baggage, Backpack, Hair_dryer Apron, Bathtub
Zebra	Giraffe, Elephant, Horn_(anatomy) Calf, Ox

It can be perceived from the Table 2 that most of the closely related entities always co-occur in an image as shown with few examples in the paper. Thus enhancing the caption generation model with ESA proven to be effective.

We also performed t-SNE visualization of all entity-labels to check how cluster together. It can be seen from the Figure 4 visualization some of the closely related objects which occur in the same context cluster close to each other.

6.3 Novel Objects Description

In this section, we evaluate KGA-CGM for unseen/novel image objects caption generation.

6.3.1 Implementation. One of the important component of KGA-CGM model is language model. Even though its weights are fixed during learning, the words in a caption are initially set with pre-trained Glove [21] embeddings of 256 dimensions while the hidden layer dimensions are set to 512. Information about other components i.e. image features and semantic labels are already discussed in earlier sections. KGM-CGM is then trained with Adam optimizer with gradient clipping having maximum norm of 1.0 for about 15~50 epochs. Validation data is used for fine tuning parameters and model selection.

6.3.2 Ablation Study. To understand how different aspects of training KGA-CGM influence the unseen image objects caption generation, we perform ablation study by removing different components of KGA-CGM. Table 3 present the results obtained. It can

Table 3: Affect on KGA-CGM (Avg)

Model	Beam	METEOR	SPICE	F1
None	1	19.7	11.7	0
Only ESA	1	20.5	12.8	0
Only CI	1	20.1	12.3	39.8
ESA+CI	1	22.2	14.6	54.5
ESA+CI	>1	21.5	13.9	48.9

be noticed that *None*, which refers to the no usage of either ESA or constrained inference (CI) in the KGA-CGM model have F1 measure 0. Enabling ESA into this basic caption generation model has shown an increase in the METEOR and SPICE as observed in *Only ESA*. However, F1 measure has remained 0 due to no transfer of weights between seen and unseen image objects. Alternatively, enabling CI showed a jump in F1 measure as seen in *Only CI*. However, both METEOR and SPICE are lower than *Only ESA* due to missing weights for ESA. Enabling both ESA and CI make our complete KGA-CGM model equipped with both semantic attention from the image as well as constrained transfer of weights providing highest METEOR and SPICE scores of 22.2 and 14.6 respectively as observed in *ESA+CI*. Also, it has increased F1 measure when compared to *Only CI*. This shows that the coherent and accurately generated caption is important for presence of an object in caption. We also analyzed the effect of beam size on KGA-CGM and it can be observed that increasing beam size during inference has shown a drop in all measures. This can be attributed to the usage of terms which are outside unseen objects captions vocabulary and are more general to entire caption dataset.

6.3.3 Quantitative Analysis. We compared our complete KGA-CGM model with the other existing models that generated captions for the unseen MSCOCO image objects. To have a fair comparison, only those results are compared that used VGG-16 to generate image features. Table 4 shows the comparison of average scores based on METEOR, SPICE and F1 on all 8 unseen image objects with beam size 1 and greater than that (> 1). It can be noticed that KGA-CGM with beam size 1 was comparable to other approaches even though it used fixed vocabulary and image tags. For example, CBS [2] used expanded vocabulary of 21,689 when compared to 8802 by us. Also, our word-labels per image are fixed, while CBS uses a varying size of predicted image tags (T1-4). This makes it nondeterministic and can increase uncertainty, as varying tags will either increase or decrease the performance. In Table 5, we also present individual scores from all 8 unseen objects separately. Though our average scores were comparable to other approaches, for some of the unseen objects we attain state of the art results. We also add more analysis about the important components used in the KGA-CGM model in the Appendix.

6.3.4 Qualitative Analysis. In the Table 6, sample predictions of our best KGA-CGM model is presented. It can be observed that entity-labels has shown an influence for caption generation. Since,




Figure 4: t-sne visualization of the entity-label embeddings.

Table 4: Average measure of all 8 unseen objects of MSCOCO with beam size 1 and greater than that (> 1)

Model	Beam	METEOR	SPICE	F1-score
DCC [11]	1	21.0	13.4	39.7
NOC [29]	1	20.7	-	50.5
KGA-CGM	1	22.2	14.6	54.5
NOC [29]	>1	21.3	-	48.8
LSTM-C [33]	>1	23.0	-	55.6
CBS(T4) [2]	>1	23.3	15.9	54.0
KGA-CGM	>1	21.5	13.9	48.9

Table 5: Individual measures for all 8 unseen objects. Best results are highlighted, while underline shows second best.

Metric	Model	Beam	bottle	bus	couch	microwave	pizza	racket	suitcase	zebra
F1	DCC [11]	1	4.6	29.8	<u>45.9</u>	28.1	64.6	52.2	13.2	79.9
	KGA-CGM	1	<u>26.4</u>	54.2	42.1	50.9	<u>70.8</u>	75.3	25.6	<u>90.7</u>
	NOC [29]	>1	17.7	<u>68.7</u>	25.5	24.7	69.3	55.3	39.8	89.0
	CBS(T4) [2]	>1	16.3	67.8	48.2	29.7	77.2	57.1	49.9	85.7
	LSTM-C [33]	>1	29.6	74.4	38.7	27.8	68.1	<u>70.2</u>	<u>44.7</u>	91.4
	KGA-CGM	>1	22.2	42.5	34.4	<u>48.1</u>	69.6	63.1	22.6	88.5
METEOR	DCC [11]	1	18.1	21.6	<u>23.1</u>	22.1	22.2	20.3	<u>18.3</u>	22.3
	KGA-CGM	1	21.5	20.3	23.0	<u>22.6</u>	21.4	27.0	18.7	22.8
	NOC [29]	>1	21.2	<u>20.4</u>	21.4	21.5	<u>21.8</u>	<u>24.6</u>	18.0	21.8
	KGA-CGM	>1	<u>21.3</u>	19.2	23.5	23.2	21.7	22.5	18.0	<u>22.5</u>
SPICE	KGA-CGM	1	13.1	12.6	14.9	13.3	13.2	19.8	10.6	19.6
	KGA-CGM	>1	12.6	11.6	14.6	13.6	13.1	16.7	10.3	18.6

entities as image labels are already disambiguated, it attained high similarity in the prediction of a word thus adding useful semantics.

7 CONCLUSION AND FUTURE WORK

In this paper, we presented an approach to generate captions for images that lack parallel captions during training. Experimental results on unseen/novel image objects captioning exhibit that usage of structured information encapsulated in the form of relational

knowledge (i.e KB) has unveiled a way to build connection between real world objects to their visual information. In future, we plan to expand our models to build multimedia knowledge bases that automatically can be queried based on relational information between images.

A APPENDIX

This appendix provides information on some of the quantitative and qualitative results of individual components in KGA-CGM.

Table 6: Predictions of KGA-CGM compared to NOC [29] on MSCOCO with beam size 1.

Image	Unseen Object	NOC	Our Predicted Caption	Predicted Entity-Labels (Top-3)
	bottle	A wine bottle sitting on a table next to a wine bottle	A bottle of wine sitting on top of a table	Wine_glass, Wine_bottle, Bottle
	bus	Bus driving down a street next to a bus stop.	A white bus is parked on the street	Bus,Public_Transport,Transit_Bus
	couch	A woman sitting on a chair with a large piece of cake on her arm	A woman sitting on a couch with a remote	Cake,Couch,Glass
	microwave	A kitchen with a refrigerator, refrigerator, and refrigerator.	A kitchen with a microwave, oven and a refrigerator	Refrigerator,Oven,Microwave_Oven
	pizza	A man standing next to a table with a pizza in front of it.	A man is holding a pizza in his hands	Pizza,Restaurant,Hat
	racket	A woman court holding a tennis racket on a court	A woman playing tennis on a tennis court with a racket	Tennis, Racket_(sports_equipment), Court
	suitcase	A cat laying on a suitcase on a bed.	A cat laying inside of a suitcase on a bed	Cat,Baggage,Black_Cat
	zebra	Zebras standing together in a field with zebras	A group of zebras standing in a line	Zebra,Enclosure,Zoo

Also, more qualitative results of the generated captions on held-out MSCOCO objects is presented.

A.1 Language Model Hidden Layers

As presented in the paper, language model in our caption generation model (i.e KGA-CGM) is a 2-layer forward LSTM. For learning KGA-CGM with image-caption pairs, input caption word embeddings are chosen to be 256 dimensions, while the LSTM hidden layer dimensions for both layer-1 and layer-2 is selected as 512. However, varying hidden layer dimensions can show an influence on the caption generation results. In this section, we vary the hidden layer dimensions and analyze the consequences. Table 7 shows the METEOR, SPICE and F1 average measures on 8 unseen MSCOCO objects.

A.2 KGA-CGM More Qualitative Results

The attention weights (β_{ti}) of ESA contributes to the caption generation. Figure 5 visualizes the attention weights of the captions presented in the Table 6.

REFERENCES

[1] Sungjin Ahn, Heeyoul Choi, Tanel Pärnamaa, and Yoshua Bengio. 2016. A neural knowledge language model. *arXiv preprint arXiv:1608.00318* (2016).

Table 7: Effect on KGA-CGM with varying LSTM hidden layer dimensions in Language model.

Layer-1	Layer-2	Beam	METEOR	SPICE	F1-score
256	256	1	20.9	13.5	50.8
256	512	1	21.1	13.6	48.2
512	512	1	22.2	14.6	54.5
256	256	>1	20.2	13.2	42.9
256	512	>1	20.2	13.1	41.8
512	512	>1	21.5	13.9	48.9

[2] Peter Anderson, Basura Fernando, Mark Johnson, and Stephen Gould. 2017. Guided Open Vocabulary Image Captioning with Constrained Beam Search. In *EMNLP*.

[3] Stanislaw Antol, Aishwarya Agrawal, Jiasen Lu, Margaret Mitchell, Dhruv Batra, C Lawrence Zitnick, and Devi Parikh. 2015. Vqa: Visual question answering. In *ICCV*. 2425–2433.

[4] Dzmitry Bahdanau, Kyunghyun Cho, and Yoshua Bengio. 2014. Neural machine translation by jointly learning to align and translate. *arXiv preprint arXiv:1409.0473* (2014).

[5] Gemma Boleda, Sebastian Padó, Nghia The Pham, and Marco Baroni. 2017. Living a discrete life in a continuous world: Reference with distributed representations. *arXiv preprint arXiv:1702.01815* (2017).

[6] Antoine Bordes, Sumit Chopra, and Jason Weston. 2014. Question answering with subgraph embeddings. *arXiv preprint arXiv:1406.3676* (2014).

[7] Jan K Chorowski, Dzmitry Bahdanau, Dmitriy Serdyuk, Kyunghyun Cho, and Yoshua Bengio. 2015. Attention-based models for speech recognition.. In *NIPS*. 577–585.

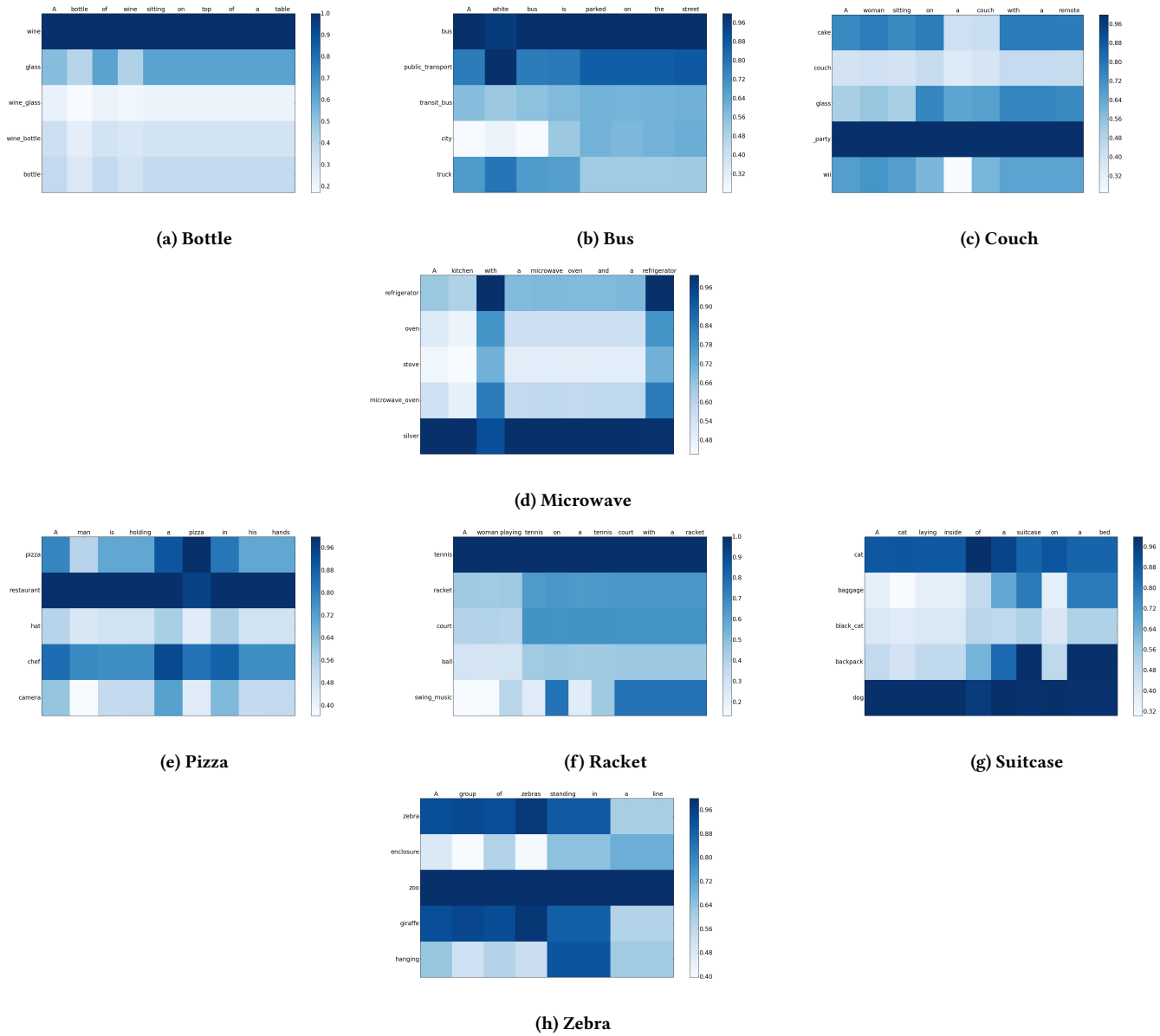


Figure 5: Visualization of ESA attention weights of the captions presented in Table 6. X-axis labels represent generated captions and Y-axis labels are predicted entity-labels. Scores are normalized between 0 and 1.

[8] G. Chrupala, A. Kádár, and A. Alishahi. 2015. Learning language through pictures. *arXiv preprint arXiv:1506.03694* (2015).

[9] Sadeghi Fereshteh, Santosh K. Kumar Divvala, and Ali Farhadi. 2015. Viske: Visual knowledge extraction and question answering by visual verification of relation phrases.. In *CVPR*. 1456–1464.

[10] Jiatao Gu, Zhengdong Lu, Hang Li, and Victor OK Li. 2016. Incorporating copying mechanism in sequence-to-sequence learning. *arXiv preprint arXiv:1603.06393* (2016).

[11] Lisa Anne Hendricks, Subhashini Venugopalan, Marcus Rohrbach, Raymond Mooney, Kate Saenko, and Trevor Darrell. 2016. Deep compositional captioning: Describing novel object categories without paired training data. In *CVPR*. 1–10.

[12] Sepp Hochreiter and Jürgen Schmidhuber. 1997. Long short-term memory. *Neural computation* 9, 8 (1997), 1735–1780.

[13] Junqi Jin, Kun Fu, Rungpeng Cui, Fei Sha, and Changshui Zhang. 2015. Aligning where to see and what to tell: image caption with region-based attention and scene factorization. *arXiv preprint arXiv:1506.06272* (2015).

[14] Justin Johnson, Ranjay Krishna, Michael Stark, Li-Jia Li, David Shamma Shamma, Michael Bernstein, and Li Fei-Fei. 2015. Image retrieval using scene graphs.. In *CVPR*. 3668–3678.

[15] A. Lazaridou, N.T. Pham, and M. Baroni. 2015. Combining language and vision with a multimodal skip-gram model. *arXiv preprint arXiv:1501.02598* (2015).

[16] Rémi Lebret, David Grangier, and Michael Auli. 2016. Generating text from structured data with application to the biography domain. *ArXiv e-prints, March* (2016).

[17] Jens Lehmann, Robert Isele, Max Jakob, Anja Jentzsch, Dimitris Kontokostas, Pablo N Mendes, et al. 2015. DBpedia—a large-scale, multilingual knowledge base extracted from Wikipedia. *Semantic Web* (2015).

[18] Tsung-Yi Lin, Michael Maire, Serge Belongie, James Hays, Pietro Perona, Deva Ramanan, Piotr Dollár, and C Lawrence Zitnick. 2014. Microsoft coco: Common objects in context. In *ECCV*. Springer, 740–755.

- [19] Jiasen Lu, Caiming Xiong, Devi Parikh, and Richard Socher. 2016. Knowing When to Look: Adaptive Attention via A Visual Sentinel for Image Captioning. *arXiv preprint arXiv:1612.01887* (2016).
- [20] Stephen Merity, Caiming Xiong, James Bradbury, and Richard Socher. 2016. Pointer Sentinel Mixture Models. *arXiv preprint arXiv:1609.07843* (2016).
- [21] Jeffrey Pennington, Richard Socher, and Christopher Manning. 2014. Glove: Global vectors for word representation.. In *EMNLP*. 1532–1543.
- [22] Bryan A. Plummer, Liwei Wang, Chris M. Cervantes, Juan C. Caicedo, Julia Hockenmaier, and Svetlana Lazebnik. 2015. Flickr30k entities: Collecting region-to-phrase correspondences for richer image-to-sentence models.. In *ICCV*. 2641–2649.
- [23] Petar Ristoski and Heiko Paulheim. 2016. Rdf2vec: Rdf graph embeddings for data mining. In *International Semantic Web Conference*. Springer, 498–514.
- [24] Iulian Vlad Serban, Alberto Garcia-Durán, Caglar Gulcehre, Sungjin Ahn, Sarath Chandar, Aaron Courville, and Yoshua Bengio. 2016. Generating factoid questions with recurrent neural networks: The 30m factoid question-answer corpus. *arXiv preprint arXiv:1603.06807* (2016).
- [25] Karen Simonyan and Andrew Zisserman. 2014. Very deep convolutional networks for large-scale image recognition. *arXiv preprint arXiv:1409.1556* (2014).
- [26] Richard Socher, Danqi Chen, Christopher D Manning, and Andrew Ng. 2013. Reasoning with neural tensor networks for knowledge base completion. In *Advances in neural information processing systems*. 926–934.
- [27] N. Srivastava and R.R. Salakhutdinov. 2012. Multimodal learning with deep boltzmann machines.. In *NIPS*. 2222–2230.
- [28] Ramakrishna Vedantam, Lawrence C. Zitnick, and Devi Parikh. 2015. Cider: Consensus-based image description evaluation. In *CVPR*. 4566–4575.
- [29] Subhashini Venugopalan, Lisa Anne Hendricks, Marcus Rohrbach, Raymond Mooney, Trevor Darrell, and Kate Saenko. 2017. Captioning images with diverse objects. In *CVPR*.
- [30] Subhashini Venugopalan, Huijuan Xu, Jeff Donahue, Marcus Rohrbach, Raymond Mooney, and Kate Saenko. 2014. Translating videos to natural language using deep recurrent neural networks. *arXiv preprint arXiv:1412.4729* (2014).
- [31] Oriol Vinyals, Alexander Toshev, Samy Bengio, and Dumitru Erhan. 2017. Show and tell: Lessons learned from the 2015 mscoco image captioning challenge. *IEEE transactions on pattern analysis and machine intelligence* 39, 4 (2017), 652–663.
- [32] Kelvin Xu, Jimmy Ba, Ryan Kiros, Kyunghyun Cho, Aaron C Courville, Ruslan Salakhutdinov, Richard S Zemel, and Yoshua Bengio. 2015. Show, Attend and Tell: Neural Image Caption Generation with Visual Attention. In *ICML*, Vol. 14. 77–81.
- [33] Ting Yao, Pan Yingwei, Li Yehao, and Tao Mei. 2017. Incorporating Copying Mechanism in Image Captioning for Learning Novel Objects. In *CVPR*.
- [34] Quanzeng You, Hailin Jin, Zhaowen Wang, Chen Fang, and Jiebo Luo. 2016. Image captioning with semantic attention. In *CVPR*. 4651–4659.