

GRB 111005A AT $Z = 0.0133$ AND THE PROSPECT OF ESTABLISHING LONG-SHORT GRB/GW ASSOCIATION

YUAN-ZHU WANG^{1,2}, YONG-JIA HUANG^{1,3}, YUN-FENG LIANG¹, XIANG LI¹, ZHI-PING JIN^{1,3}, FU-WEN ZHANG⁴, YUAN-CHUAN ZOU⁵, YI-ZHONG FAN^{1,3},
AND DA-MING WEI^{1,3}

¹ Key Laboratory of dark Matter and Space Astronomy, Purple Mountain Observatory, Chinese Academy of Science, Nanjing, 210008, China.

² University of Chinese Academy of Sciences, Yuquan Road 19, Beijing, 100049, China

³ School of Astronomy and Space Science, University of Science and Technology of China, Hefei, Anhui 230026, China.

⁴ College of Science, Guilin University of Technology, Guilin 541004, China.

⁵ School of Physics, Huazhong University of Science and Technology, Wuhan 430074, China.

ABSTRACT

GRB 111005A, one long duration gamma-ray burst (GRB) occurred within a metal-rich environment that lacks massive stars with $M_{\text{ZAMS}} \geq 15M_{\odot}$, is not coincident with supernova emission down to stringent limit and thus should be classified as a “long-short” GRB (lsGRB; also known as SN-less long GRB or hybrid GRB), like GRB 060505 and GRB 060614. In this work we show that in the neutron star merger model, the non-detection of the optical/infrared emission of GRB 111005A requires a sub-relativistic neutron-rich ejecta with the mass of $\leq 0.01 M_{\odot}$, (significantly) less massive than that of GRB 130603B, GRB 060614 and GRB 050709. The lsGRBs are found to have a high rate density and the neutron star merger origin model can be unambiguously tested by the joint observations of the second generation gravitational wave (GW) detectors and the full-sky gamma-ray monitors such as Fermi-GBM and the proposing GECAM. If no lsGRB/GW association is observed in 2020s, alternative scenarios have to be systematically investigated. With the detailed environmental information achievable for the very-nearby events, a novel kind of merger or explosion origin may be identified.

1. INTRODUCTION

Based on the duration of their prompt emission, the gamma-ray bursts (GRBs) are usually classified into two groups divided by ~ 2 seconds. The GRBs with a duration longer than 2 seconds are called as the long GRBs while the events with a shorter duration are called the short GRBs (Kouveliotou et al. 1993; Piran 2004). Long GRBs are believed to originate from collapsars that involve death of massive stars and are expected to be accompanied by luminous supernovae (SNe, see Woosley & Bloom 2006) while the short GRBs are suspected to be from neutron star mergers and hence should not be coincident with luminous SNe (Eichler et al. 1989). Instead the short GRBs are likely associated with Li-Paczyński macronova (also called kilonova)—a novel kind of near-infrared/optical transient powered by the radioactive decay of heavy elements synthesized in the ejecta of a compact binary merger (e.g., Li & Paczyński 1998; Kasen et al. 2013; Tanaka & Hotokezaka 2013; Metzger 2017). The collapsar origin of most long GRBs has been confirmed by the SN detection in the afterglow followup observations (Woosley & Bloom 2006) while the neutron star merger model of short GRBs is supported by the observations of their afterglows and host galaxies (Berger 2014) as well as the detection of macronovae in GRB 130603B (Berger et al. 2013; Tanvir et al. 2013) and GRB 050709 (Jin et al. 2016). Though the long and short classification has been widely adopted by the community, a few events, including GRB 060505 and GRB 060614 (Fynbo et al. 2006), share some characters of both groups (i.e., the so-called long-short GRBs or SN-less long GRBs, the events with apparent long duration but without luminous SN emission) and thus challenge the above simple scheme. The physical origin of these “outliers” attracted wide attention and were widely debated in the literature. The identification of a macronova signature in the late afterglow of GRB 060614 (Yang et al. 2015; Jin et al. 2015) favors a neutron star-black hole merger origin, in support of the hypothesis that (some) long-short GRBs (lsGRBs) are intrinsically “short” (Gehrels et al. 2006; Gal-Yam et al. 2006; Zhang et al. 2007; Ofek et al. 2007). For GRB 060505, the situation is however less clear and a novel massive star explosion origin is possible (Fynbo et al. 2006; Della Valle et al. 2006; Xu et al. 2009) since the properties of its host galaxy are consistent with those expected for canonical long-duration GRBs (Thöne et al. 2008). In view of these uncertainties,

more reliable probe of the nature of the progenitor stars of lsGRBs is crucially needed. The presence of a lsGRB at a very low redshift $z = 0.0133$ (i.e., GRB 111005A), as revealed very recently (Michalowski et al. 2017; Tanga et al. 2017), makes such a topic far more attractive than before.

GRB 111005A triggered the *Swift* BAT at 08:05:14 UT on 2011 Oct 5 (Saxton et al. 2011). This burst has a duration of $T_{90} = 26 \pm 7$ sec. Its fluence in the 15 – 150 keV band is of $(6.2 \pm 1.1) \times 10^{-7}$ erg cm $^{-2}$ and the spectrum is best-fitted by a single power-law with index $\Gamma = 2.4 \pm 0.2$ (Tanga et al. 2017). Therefore, GRB 111005A is likely a typical long-soft GRB. Due to sun site constraint, no X-ray or optical quick followup observations were carried out. Near-infrared images taken during twilight and close to the horizon did not reveal any variable source, ruling out the presence of any bright SN emission (Michalowski et al. 2017). However, the followup radio observations located GRB111005A very accurately and thus established the association of GRB 111005A and the galaxy ESO 580-49 (Michalowski et al. 2017). With such a low redshift, GRB 111005A is the second closest long GRB ever detected, making it the closet lsGRB and enabling the nearby environment to be studied at an unprecedented resolution of 100 pc 2 . From the analysis of the MUSE data cube, Tanga et al. (2017) found GRB 111005A to have occurred within a metal-rich environment with little signs of ongoing star formation. Their spectral analysis at the position of the GRB indicates the presence of an old stellar population (≥ 10 Myr), which limits the mass of the GRB progenitor to $M_{\text{ZAMS}} < 15 M_{\odot}$, in direct conflict with the collapsar model. The deep limits on the presence of any SN emission combined with the environmental conditions at the position of GRB 111005A thus favor the non-collapsar origin (i.e., the merger origin). Among the possible non-collapsar scenarios, the neutron star merger possibility is very attractive since the detection of one such a very-nearby event by *Swift* in about 10 years performance points to a high rate and the second generation GW detectors, for example, the advanced LIGO/Virgo (Abadie et al. 2010), can catch the signals. The main purpose of this work is to examine whether the binary neutron star merger scenario really meets the infrared/optical upper limits and evaluate the prospect of establishing or ruling out the neutron star merger origin of lsGRBs in the advanced LIGO/Virgo era.

2. LIMITS ON THE MACRONOVA EMISSION ASSOCIATED WITH GRB 111005A

As a result of the sun site constraint, the optical/infrared observations of GRB 111005A were very rare. Benefited from its very low redshift, the optical/infrared upper limits still impose interesting bounds on the macronova model. We focus on the double neutron star merger model since the neutron star-black hole mergers rate is widely expected to be much less frequent, i.e., about one order of magnitude lower than the double neutron star mergers (Abadie et al. 2010; Li et al. 2017). In Fig.1, we compare the r , i , J , K band upper limits of GRB 111005A to the macronova emission predicted in the NSM-all model of Tanaka & Hotokezaka (2013). Note that the extinction of the host with $A_V = 2$ mag (Michalowski et al. 2017) has been corrected. The sub-relativistic outflow has a rest mass of $0.01 M_{\odot}$ and a velocity of $0.12c$ (where c is the speed of the light). Interestingly, the predicted macronova emission are roughly consistent with the upper limits. We thus set a bound on the neutron-rich ejecta mass of GRB 111005A, i.e., $M_{\text{ej}} \leq 0.01 M_{\odot}$.

The numerical modeling of the signal in sGRB 130603B in the binary neutron star merger scenario suggests $M_{\text{ej}} \sim 0.03 M_{\odot}$ (Tanvir et al. 2013; Berger et al. 2013). For the long-short GRB 060614, the macronova modeling gives a $M_{\text{ej}} \sim 0.1 M_{\odot}$ in the neutron star-black hole merger scenario (Yang et al. 2015; Jin et al. 2015). While for sGRB 050709, the macronova, if interpreted within the neutron star-black hole merger model, suggests $M_{\text{ej}} \sim 0.05 M_{\odot}$ (Jin et al. 2016). In Fig.2 we summarize these results together with the upper limits for GRB 111005A. The ejecta masses of neutron star mergers are diverse and GRB 111005A had launched, if any, relatively small amount of sub-relativistic neutron-rich outflow. Indeed the ejecta mass depends sensitively on the equation of state and on the mass ratio of the pre-merger compact objects (e.g., Hotokezaka et al. 2013; Dietrich et al. 2015; Kawaguchi et al. 2015; Kyutoku et al. 2015). In particular, for neutron star-black hole mergers, the black hole spin also plays an important role and M_{ej} can be in a very wide range, from $\sim 0 M_{\odot}$ to $\sim 0.2 M_{\odot}$ (see e.g. Fig.1 of Shen et al. (2017) for a summary). As for double neutron star mergers, the mass ratios are expected to be much narrowly distributed, as observed in the Galaxy, and M_{ej} is mainly governed by the equation of state. One may thus expect a narrow distribution of M_{ej} as well. However, the disk wind as well as the neutrino-driven wind from the surface of the nascent hypermassive/supramassive neutron star formed in the merger can also enhance the neutron-rich outflow (Metzger 2017). Therefore, a wide distribution of M_{ej} for double neutron star mergers is still possible. For a neutron star merger rate of $\mathcal{R}_{\text{ns}} \sim 10^3$ Gpc $^{-3}$ yr $^{-1}$, as suggested by the data of “local” sGRBs (Jin et al. 2017), a reasonably large neutron star merger sample will be available in the near future and the dedicated macronova/kilonova observations and modeling will yield a reliable distribution of M_{ej} , with which the double neutron star merger origin possibility of GRB 111005A will be directly tested.

3. THE RATE DENSITY OF LSGRBS AND THE GRAVITATIONAL WAVE DETECTION PROSPECT

GRB 111005A has a $E_{\text{iso}} \sim 10^{47}$ ergs and a $E_p < 15$ keV, which could well be an off-beam (if the GRB outflow is uniform) or off-axis (if the GRB outflow is structured) short GRB (As shown in Yue et al. 2017, some bright sGRBs could reproduce the

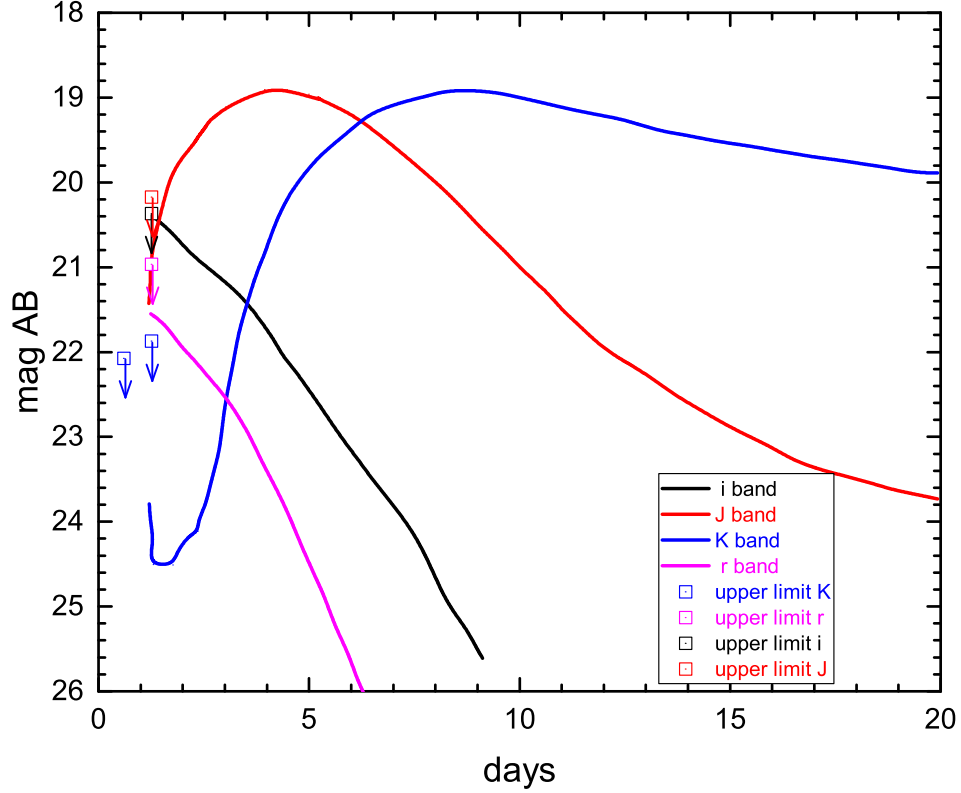


Figure 1. The r , i , J , K band upper limits of GRB 111005A (adopted from [Michalowski et al. 2017](#)) versus the macronova emission predicted in the NSM-all model of [Tanaka & Hotokezaka \(2013\)](#), shifted to $z = 0.0133$, in which $M_{\text{ej}} = 0.01 M_{\odot}$ and the sub-relativistic outflow has a velocity of $0.12c$.

characters of the prompt emission of GRB 111005A if viewed off-beam). GRB 060505 has a $E_{\text{iso}} \sim 10^{49}$ erg and a $T_{90} \sim 4$ s but a hard spectrum ([Ofek et al. 2007](#)). Therefore, the off-beam/off-axis GRB scenario is disfavored. As for GRB 060614, it is so bright/long that is very unlikely to be an off-beam/axis event. We thus conclude that not all the lsGRBs are the off-beam/axis sGRBs and it is thus necessary to pin down their progenitors. For such a purpose, the rate of lsGRBs is needed. The lack of jet half-opening angle information of GRB 060505 and GRB 111005A does not hamper since in this work we are keen on the lsGRB/GW association events, only for which the progenitors of lsGRBs can be directly revealed.

Inspired by the method utilized in [Abbott et al. \(2016\)](#) to determine the binary black hole merger rates, we estimate the lsGRB rate in the same way. The main point of the procedure is to relate the rate and the observation with $\Lambda = \mathcal{R}\langle VT \rangle$, where Λ is the poisson mean number of astrophysical trigger (our current approach is much simpler than that for GWs, since the three lsGRBs are well identified as gamma-ray burst and we do not need to consider terrestrial trigger), and $\langle VT \rangle$ is the population-averaged sensitive space-time volume of the search. Generally, $\langle VT \rangle$ can be calculated with ([Liang et al. 2007](#))

$$\langle VT \rangle = \frac{\Omega T}{4\pi} \int_{L_{\min}}^{L_{\max}} \Phi(L) dL \int_0^{z_{\max}} \frac{1}{1+z} \frac{dV_c(z)}{dz} dz \quad (1)$$

where Ω is the field of view of instrument, $\Phi(L)$ is the luminosity function of lsGRBs, and z_{\max} corresponds to the maximum detection range for a burst with luminosity L and is determined by the instrument flux threshold. Having the fact that the luminosity function can not be well constrained since there are just three identified lsGRBs so far, the result of the integration in Eq.(1) is model dependent. To avoid the large uncertainties in the luminosity function, we calculate the rate based upon the properties of individual events (event based), i.e., GRB 111005A, GRB 060505 and GRB 060614 are treated as three distinct classes that together stands for the whole population of lsGRBs, the total event rate is then the sum of the individual rates. Such an approach is different from that used in previous GRB rate estimate (e.g., [Liang et al. 2007](#)).

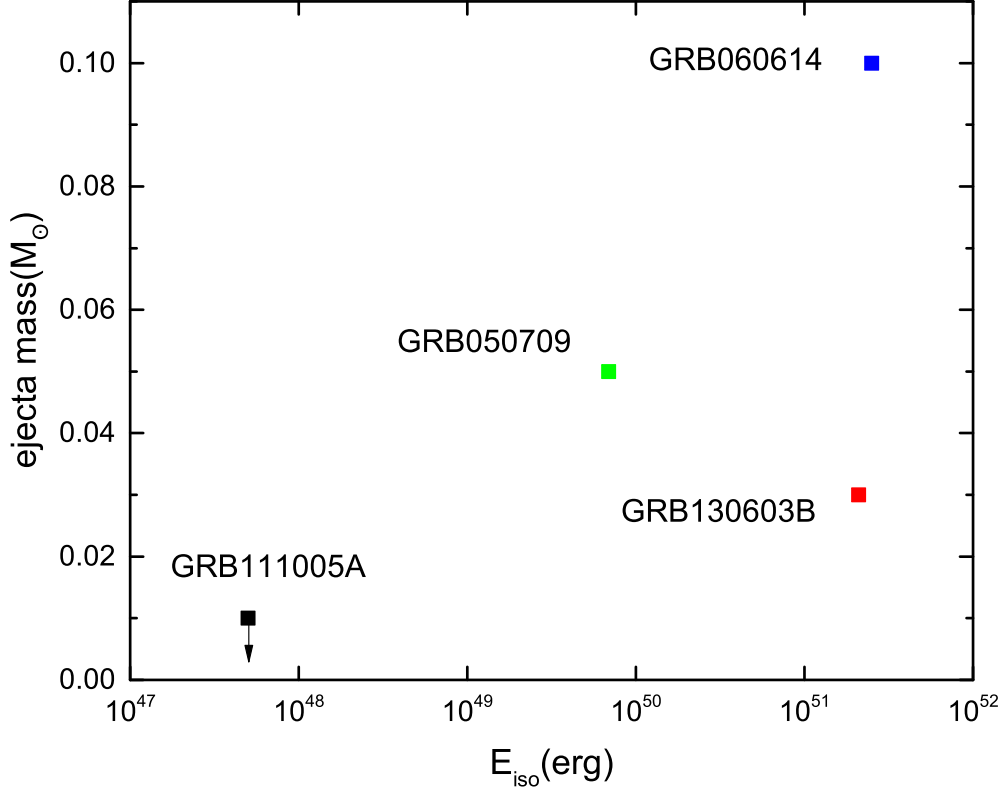


Figure 2. The masses (or upper limit) of the neutron-rich ejecta of GRB 130603B, GRB 060614, GRB 050709, and GRB 111005A. See the main text for the references.

Assuming a poisson fluctuation on the observed number of event (in our case the observed number is 1 for each class), the likelihood for the rate \mathcal{R} of a given class is

$$\mathcal{L}(1|\mathcal{R}) = \Lambda e^{-\Lambda} = \mathcal{R} \langle VT \rangle \exp[-\mathcal{R} \langle VT \rangle] \quad (2)$$

The posterior over \mathcal{R} is then obtained by multiplying the likelihood with a prior $P(\mathcal{R})$ and normalized over the possible range of \mathcal{R} . Two kinds of function are chosen as our prior: an Uniform distribution of \mathcal{R} and a Poisson Jeffreys prior which proportional to $1/\sqrt{\mathcal{R}}$.

We first calculate the rate for GRB 111005A class GRBs following the procedure described above. We collect the 1-second peak energy flux in 15 – 150 keV band of GRB 111005A from Swift/BAT GRB Catalog (Lien et al. 2016). At the redshift of 0.0133, the luminosity in this band is $2.8 \times 10^{46} \text{ erg s}^{-1}$. As the Swift/BAT threshold is $\sim 10^{-8} \text{ erg s}^{-1} \text{ cm}^{-2}$, such a low luminosity event can only be seen within $z = 0.035$, implying a very small search volume and thus a very high astrophysical rate density. By applying eq.(2), considering Swift has a field of view $\sim 1.4 \text{ sr}$ and 11 years of observation (Gehrels et al. 2004), a rate for the GRB 111005A class is found to be $\mathcal{R}_{\text{GRB111005A}} = 58^{+219}_{-38} \text{ Gpc}^{-3} \text{ yr}^{-1}$ (using the Uniform prior, the errors are reported in 90 percent confidence level), or $29^{+199}_{-18} \text{ Gpc}^{-3} \text{ yr}^{-1}$ (using the Poisson Jeffreys prior), which is about one order of magnitude higher than the sGRB rate (Wanderman & Piran 2015). The posterior distribution are shown in Figure 3. The distribution is affected by the prior, and this can be understood by the fact that the Uniform prior extends the probability density to infinity and hence may overestimate the rate at high end, while the Poisson Jeffreys prior has a steep decay shape and thus underestimate the rate at high end. The detection rate of GRB 111005A-like event by a full-sky monitor with a sensitivity comparable to *Swift*, for example the proposing GECAM (the Gravitational Wave Electromagnetic Counterpart Monitor; Xiong et al. 2017), would thus be (for the Uniform prior)

$$R_{\text{GRB111005A}} = \mathcal{R}_{\text{GRB111005A}} V_{(z \leq 0.035)} \approx 1.0^{+3.8}_{-0.7} \text{ yr}^{-1}, \quad (3)$$

where $V_{(z \leq 0.035)}$ is the comoving volume for an assumed detection horizon of $z = 0.035$. Such a possible detection rate of lsGRB/GW association is already comparable to that of the bright sGRB/GW association though the latter can be detected up to a distance of ~ 400 Mpc (e.g., Li et al. 2016).

The $\mathcal{R}_{\text{GRB111005A}} \sim 60 \text{ Gpc}^{-3} \text{ yr}^{-1}$ (note that no jet half-opening angle correction has been made) matches the local neutron star merger rate $\mathcal{R}_{\text{nsm}} \sim 10^3 \text{ yr}^{-1}$ if the jet half-opening angle of GRB 111005A-like events is typically ~ 0.4 rad, which is significantly larger than that for bright sGRBs (i.e., $\theta_j \sim 0.1$ rad), and thus favors the off-axis structured sGRB jet model or even the cocoon radiation scenario (Jin et al. 2017; Lazzati et al. 2017).

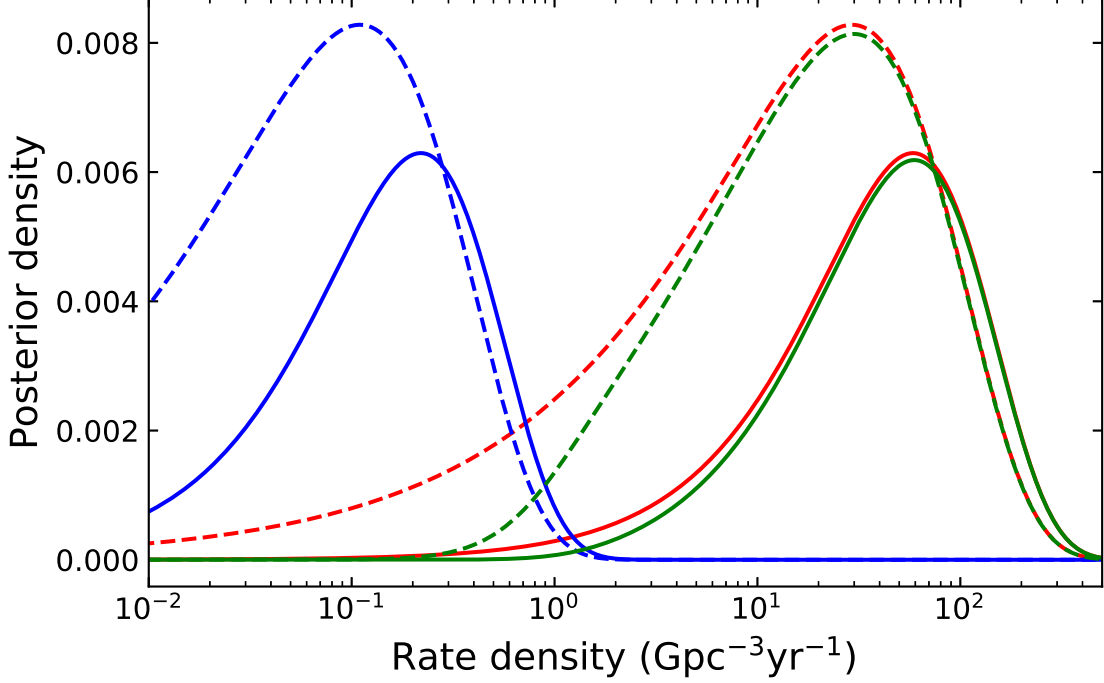


Figure 3. The posterior distribution of GRB 111005A class (red), GRB 060614 (or GRB 060505) class (blue) and the total lsGRB population (green). The solid lines and the dashed lines are derived from Uniform prior and Poisson Jeffreys prior respectively. The probability density of GRB 060614 (or GRB 060505) class has been rescaled for comparison.

Different from GRB 111005A, the events of GRB060614 and GRB060505 are more luminous and can be detected by *Swift* up to $z \sim 0.63$ and ~ 1.4 respectively. However, the reliable identification of lsGRBs at relatively high redshifts is quite a challenging. So far, the furthest lsGRB candidate is XRF 040701 at a redshift of 0.21 (Soderberg et al. 2005). Therefore the corresponding $\langle VT \rangle$ are limited by the identification probability, rather than their luminosities. We assume a “valid” identification horizon for lsGRBs as $z \sim 0.25$ and present the resulting posterior distribution for GRB 060505 class and GRB 060614 class in Figure 3 (they share the same distribution since their identification horizons are assumed to be the same), and the inferred rate is $\mathcal{R}_{\text{GRB060505}} \sim 0.22^{+0.82}_{-0.14} \text{ Gpc}^{-3} \text{ yr}^{-1}$ (the Uniform prior) or $0.11^{+0.75}_{-0.07} \text{ Gpc}^{-3} \text{ yr}^{-1}$ (the Poisson Jeffreys prior). $\mathcal{R}_{\text{GRB060505}}$ is about two orders of magnitudes lower than $\mathcal{R}_{\text{GRB111005A}}$, implying that GRB 111005A may be different from the other two, as already speculated in the previous paragraph. Finally, the posterior distribution of the total rate density of lsGRBs is calculated by convoluting the posterior distributions of the three classes, and the rates for uniform and Jeffreys prior are $59^{+220}_{-36} \text{ Gpc}^{-3} \text{ yr}^{-1}$ and $30^{+205}_{-18} \text{ Gpc}^{-3} \text{ yr}^{-1}$, respectively. As expected, the total rate density is dominated by the GRB 111005A class (see Figure 3).

4. SUMMARY

GRB 111005A is the closest lsGRB reliably identified so far. This burst, with a $E_{\text{iso}} \sim 10^{47}$ ergs and a $E_p < 15$ keV, could well be an off-beam or off-axis short GRB; while for GRB 060505 and GRB 060614, such a possibility is strongly disfavored. The infrared/optical upper limits of GRB 111005A, though rare, still impose tight constraint on the mass of the neutron-rich outflow expected in the neutron star merger scenario. The inferred bound (i.e., $M_{\text{ej}} \leq 0.01 M_{\odot}$) is significantly smaller than that found in macronova modeling of GRB 130603B, GRB 060614 and GRB 050709. A neutron star-black hole merger can just

eject a tiny amount of neutron-rich material. Their merger rate, however, is usually expected to be significantly lower than the neutron star mergers hence such a kind of events should be less frequent. On the other hand, a wide distribution of M_{ej} for double neutron star mergers is still possible and reliable measurements are expected in the advanced LIGO/Virgo era, with which the binary neutron star merger origin of GRB 111005A will be directly tested. The successful identification of three nearby lsGRB among *Swift* events suggests a high rate of $59^{+220}_{-36} \text{ Gpc}^{-3} \text{ yr}^{-1}$ (for the Uniform prior) and $30^{+205}_{-18} \text{ Gpc}^{-3} \text{ yr}^{-1}$ (the Poisson Jeffreys prior), note that no jet opening-angle correction is made since we are keen on the lsGRB/GW association. If most lsGRBs were indeed from neutron star mergers, the prospect of establishing the lsGRB/GW association is very promising. The successful detection will thus close the debate on the physical origin of lsGRBs. The collaboration of a full-sky monitor with a sensitivity of *Swift* is crucial for such a purpose. Interestingly, the proposing GECAM is such an instrument. In 2020s if no significant GW signals coincident with the lsGRBs have been recorded, with the help of advanced optical/infrared telescopes, the environmental conditions at the position of some very-nearby long-short GRBs will be well examined. If environmental condition similar to that of GRB 111005A can be identified for a good fraction of long-short events, a novel kind of merger origin rather than a new type of collapsar model will be favored. Such mergers could involve the black hole-white dwarf (Fryer et al. 1999) or/and the black hole-helium star (Fryer & Woosley 1998) binaries.

In the final stage of the preparation of this work, Dado & Dar (2017) appeared and the authors suggested a neutron star phase transition model for the lsGRBs. If correct, no lsGRB/GW association is expected in the era of the second generation gravitational wave detectors, either.

ACKNOWLEDGMENTS

This work was supported in part by 973 Programme of China (No. 2014CB845800), by NSFC under grants 11525313 (the National Natural Fund for Distinguished Young Scholars), 11273063 and 11433009, by the Chinese Academy of Sciences via the Strategic Priority Research Program (No. XDB09000000) and the External Cooperation Program of BIC (No. 114332KYSB20160007).

REFERENCES

- Abadie, J., Abadie, J., Abbott, B. P., et al. 2010, CQGra, 27, 173001
- Abbott, B. P., Abbott, R., Abbott, T. D., et al. 2016, Physical Review X, 6, 041015
- Berger, E. 2014, ARA&A, 52, 43
- Berger, E., Fong, W., & Chornock, R. 2013, ApJL, 774, L23
- Dado, S., & Dar, A., 2017, arXiv:1710.02456
- Della Valle, M., et al. Nature, Nature, 444, 1050-1052 (2006).
- Dietrich, T., Bernuzzi, S., Ujevic, M., & Brügmann, B. 2015, PhRvD, 91, 124041
- Eichler, D., Livio, M., Piran, T., & Schramm, D. N. 1989, Nature, 340, 126
- Fryer, C. L., & Woosley, S. E. 1998, ApJL, 502, L9
- Fryer, C. L., Woosley, S. E., Herant, M., & Davies, M. B., 1999, ApJ, 520, 650-660
- Fynbo, J. P. U., Watson, D., Thöne, C. C., et al. 2006, Nature, 444, 1047
- Gal-Yam, A. et al. Nature, 444, 1053-1055 (2006).
- Gehrels, N. et al. Nature, 444, 1044-1046 (2006).
- Gehrels, N. et al., 2004, ApJ, 611, 1005-1020
- Hotokezaka, K., Kiuchi, K., Kyutoku, K., et al. 2013, PhRvD, 87, 024001
- Jin, Z.-P., Li, X., Cano, Z., et al. 2015, ApJL, 811, L22
- Jin, Z.-P., Hotokezaka, K., Li, X., et al. 2016, Nature Communications, 7, 12898
- Jin, Z.-P., Li, X., Wang, H., et al. 2017, arXiv:1708.07008
- Kasen, D., Badnell, N. R., & Barnes, J. 2013, ApJ, 774, 25
- Kawaguchi, K., Kyutoku, K., Nakano, H., et al. 2015, PhRvD, 92, 024014
- Kyutoku, K., Ioka, K., Okawa, H., et al. 2015, PhRvD, 92, 044028
- Kouveliotou, C., Meegan, C. A., Fishman, G. J., et al. 1993, ApJL, 413, L101
- Lazzati, D., Deich, A., Morsony, B. J., Workman, J. C. 2017, MNRAS, 471, 1652
- Li, L.-X., & Paczyński, B. 1998, ApJL, 507, L59
- Li, X., Hu, Y.-M., Fan, Y.-Z., & Wei, D.-M. 2016, ApJ, 827, 75
- Li, X., et al. 2017, ApJL, 844, L22
- Liang, E. W., Zhang, B., Virgili, F., & Dai, Z. G. 2007, ApJ, 662, 1111
- Lien, A., Sakamoto, T., Barthelmy, S. D., et al. 2016, ApJ, 829, 7
- Metzger, B. D. 2017, Living Reviews in Relativity, 20, 3
- Michałowski, M. J., et al. 2017, arXiv:1610.06928
- Ofek, E. O. et al. 2007, ApJ, 662, 1129-1135
- Piran, T. 2004, Reviews of Modern Physics, 76, 1143
- Saxton, C. J., Barthelmy, S. D., DElia, V., et al. 2011, GCN Circ. 12413
- Shen, Z. Q. et al. 2017, ApJL, 835, L22
- Soderberg, A., Kulkarni, S. R., Fox, D. B., et al. 2005, ApJ, 627, 877
- Tanaka, M., & Hotokezaka, K. 2013, ApJ, 775, 113
- Tanga, M., Krühler, T., Schady, P., Klose, S., Graham, J. F., Greiner, J., Kann, D. A., & Nardini, M. 2017, arXiv:1708.06270
- Tanvir, N. R., Levan, A. J., Fruchter, A. S., et al. 2013, Nature, 500, 547
- Thöne, C. C., Fynbo, J. P. U., Östlin, G., et al. 2008, ApJ, 676, 1151
- Wanderman, D., & Piran, T. 2015, MNRAS, 448, 3026
- Woosley, S. E., & Bloom, J. S. 2006, ARA&A, 44, 507
- Xiong, S. L. et al., 2017, in preparation
- Xu, D. et al. 2009, ApJ, 696, 971-979.
- Yang, B., Jin, Z.-P., Li, X., et al. 2015, Nature Communications, 6, 7323
- Yue, C. et al., 2017, in preparation
- Zhang, B. et al. 2007, ApJL, 655, L25-L28.