

Hyperparameter Importance Across Datasets

Jan N. van Rijn and Frank Hutter

University of Freiburg
{vanrijn, fh}@cs.uni-freiburg.de

Abstract

With the advent of automated machine learning, automated hyperparameter optimization methods are by now routinely used. However, this progress is not yet matched by equal progress on automatic analyses that yield information beyond performance-optimizing hyperparameter settings. In this work, we aim to answer the following two questions: Given an algorithm, what are generally its most important hyperparameters, and what are good priors over their hyperparameters' ranges to draw values from? We present methodology and a framework to answer these questions based on meta-learning across many datasets. We apply this methodology using the experimental meta-data available on OpenML to determine the most important hyperparameters of support vector machines, random forests and Adaboost, and to infer priors for all their hyperparameters. Our results, obtained fully automatically, provide a quantitative basis to focus efforts in both manual algorithm design and in automated hyperparameter optimization. Our experiments confirm that the selected hyperparameters are indeed the most important ones and that our obtained priors also lead to improvements in hyperparameter optimization.

Introduction

The performance of most machine learning algorithms highly depends on their hyperparameter settings. Various methods exist to automatically optimize hyperparameters, including random search (Bergstra and Bengio, 2012), Bayesian optimization (Snoek et al., 2012; Klein et al., 2017), evolutionary optimization (Loshchilov and Hutter, 2016), meta-learning (Brazdil et al., 2008) and bandit-based methods (Li et al., 2017). All of these techniques require a *search space* that specifies which hyperparameters to optimize and which ranges to consider for each of them.

When using a new algorithm on a given dataset, it is typically unknown which hyperparameters should be tuned, what are good ranges for these, and which values in these ranges are most likely to yield high performance. Currently these decisions are typically made based on a combination of intuition about the algorithm and trial & error (van Rijn and Hutter, 2017). Indeed, for several algorithms there exists some intuition about which hyperparameters impact performance most. For example for support vector machines, it is commonly believed that the gamma and complexity hyperparameters are most important, and a certain trade-off exists between these two. However, the empirical evidence for this is rather

anecdotal. Various post-hoc analysis techniques exist that, for a given dataset and algorithm, determine what were the most important hyperparameters. However, to the best of our knowledge, all of these techniques have only been used for individual data sets. Here, to obtain results that can be deemed more representative, we analyze hyperparameter importance across many different datasets.

In this work, given an algorithm, we aim to answer the following two questions:

1. Which of the algorithm's hyperparameters matter most for empirical performance?
2. Which values of these hyperparameters are likely to yield high performance?

We will introduce methods to answer these questions and apply them for three commonly used classifiers: support vector machines (SVMs), random forests and Adaboost. Specifically, we apply the post-hoc analysis technique of functional ANOVA (Hutter et al., 2014) to each of the aforementioned classifiers on a wide range of datasets, drawing on the experimental data available on OpenML (Vanschoren et al., 2014). Using the same available experimental data, we also infer prior distributions over which hyperparameter values work well. Our experiments demonstrate that the resulting trends about which hyperparameters tend to be important and which values tend to perform well generalize to new datasets.

Our contributions are as follows:

1. We present a methodology and a framework that leverage functional ANOVA to study hyperparameter importance across datasets.
2. We apply this to analyze the importance of SVMs, random forests and Adaboost on 100 datasets from OpenML, and confirm that the hyperparameters determined as the most important ones indeed are the most important ones to optimize.
3. Using the same experimental data, we infer priors over which values of these hyperparameters perform well and confirm that these priors can improve hyperparameter optimization.
4. Overall, this work is the first to provide quantitative evidence for which hyperparameters are important and which values should be considered, providing a much better sci-

entific basis for the field than previous knowledge based mainly on intuition.

Related Work

Hyperparameter Importance. Various techniques exist that allow for the assessment of hyperparameter importance. Breiman (2001) showed in his seminal paper how random forests can be used to assess attribute importance: if removing an attribute from the dataset yields a drop in performance, this is an indication that the attribute was important. *Forward selection* (Hutter et al., 2013) is based on this principle. It predicts the performance of a classifier based on a subset of hyperparameters that is initialized empty and greedily filled with the next most important hyperparameter. *Ablation Analysis* (Fawcett and Hoos, 2016; Biedenkapp et al., 2017) requires a default setting and an optimized setting and calculates a so-called ablation trace, which embodies how much the hyperparameters contributed towards the difference in performance between the two settings. *Functional ANOVA* (as explained in detail in the next section) is a powerful framework that can detect the importance of both individual hyperparameters and interaction effects between arbitrary subsets of hyperparameters. Although all of these methods are very useful in their own right, none of these has yet been applied to analyze hyperparameters across datasets. We will base our work in this realm on functional ANOVA since it is computationally far more efficient than forward selection, can detect interaction effects, and (unlike ablation analysis) does not rely on a specific default configuration. Our methods are, however, by no means limited to functional ANOVA.

Priors. The field of meta-learning (e.g., Brazdil et al. (2008)) is implicitly based on priors: a model is trained on data characteristics (so-called meta-features) and performance data from similar datasets, and the resulting predictions are used to recommend a configuration for the dataset at hand. These techniques have been successfully used to warm-start optimization procedures (Feurer et al., 2015b) or prune search spaces (Wistuba et al., 2015). However, it is hard to select an adequate set of meta-features. Moreover, obtaining good meta-features comes at the cost of run time. This work can be seen as an alternative approach to meta-learning that does not require the aforementioned meta-features.

The class of Estimation of Distribution (EDA) algorithms (e.g. Larraanaga and Lozano (2001)) optimizes a given function by iteratively fitting a probability distribution to points in the input space with high performance and using this probability distribution as a prior to sample new points from. Drawing on this, our proposed approach determines priors over good hyperparameter values by using hyperparameter performance data on different datasets.

Background: Functional ANOVA

The functional ANOVA framework for analyzing the importance of hyperparameters introduced by Hutter et al. (2014) is based on a regression model \hat{y} that predicts the performance of arbitrary hyperparameter settings. It determines how much

each hyperparameter (and each combination of hyperparameters) contributes to the variance of \hat{y} across the algorithm’s hyperparameter space Θ . Since we will use this technique as part of our method, we now discuss it in more detail.

Notation. Following the notation of Hutter et al. (2014), algorithm A has n hyperparameters with domains $\Theta_1, \dots, \Theta_n$ and *configuration space* $\Theta = \Theta_1 \times \dots \times \Theta_n$. Let $N = \{1, \dots, n\}$ be the set of all hyperparameters of A . An instantiation of A is a vector $\theta = \langle \theta_1, \dots, \theta_n \rangle$ with $\theta_i \in \Theta_i$ (this is also called a *configuration* of A). A partial instantiation of A is a vector $\theta_U = \langle \theta_i, \dots, \theta_j \rangle$ with a subset $U \subseteq N$ of the hyperparameters fixed, and the values for other hyperparameters unspecified. (Note that from this it follows that $\theta_N = \theta$).

Efficient marginal predictions. The *marginal performance* $\hat{a}_U(\theta_U)$ is defined as the average performance of all complete instantiations θ that agree with θ_U in the instantiations of hyperparameters U . To illustrate the concept of marginal predictions, Figure 1 shows marginal predictions for two hyperparameters of SVMs and their union. We note that such marginals average over *all* instantiations of the hyperparameters not in U , and as such depend on a very large number of terms (even for finite hyperparameter ranges, this number of terms is exponential in the remaining number of hyperparameters $N \setminus U$). However, for a tree-based model \hat{y} , the average over these terms can be computed exactly by a procedure that is linear in the number of leaves in the model (Hutter et al., 2014).

Functional ANOVA. Functional ANOVA (Sobol, 1993; Huang, 1998; Jones et al., 1998; Hooker, 2007) decomposes a function $\hat{y} : \Theta_1 \times \dots \times \Theta_n \rightarrow \mathbb{R}$ into additive components that only depend on subsets of the hyperparameters N :

$$\hat{y}(\theta) = \sum_{U \subseteq N} \hat{f}_U(\theta_U) \quad (1)$$

The components $\hat{f}_U(\theta_U)$ are defined as follows:

$$\hat{f}_U(\theta_U) = \begin{cases} \hat{f}_\emptyset & \text{if } U = \emptyset. \\ \hat{a}_U(\theta_U) - \sum_{W \subsetneq U} \hat{f}_W(\theta_W) & \text{otherwise,} \end{cases} \quad (2)$$

where the constant \hat{f}_\emptyset is the mean value of the function over its domain. Our main interest is the result of the unary functions $\hat{f}_{\{j\}}(\theta_{\{j\}})$, which capture the effect of varying hyperparameter j , averaging across all possible values of all other hyperparameters. Additionally, the functions $\hat{f}_U(\theta_U)$ for $|U| > 1$ capture the interaction effects between all variables in U (excluding effects of subsets $W \subsetneq U$).

Given the individual components, functional ANOVA decomposes the variance \mathbb{V} of \hat{y} into the contributions by all subsets of hyperparameters \mathbb{V}_U :

$$\mathbb{V} = \sum_{U \subseteq N} \mathbb{V}_U, \quad \text{with } \mathbb{V}_U = \frac{1}{\|\Theta_U\|} \int \hat{f}_U(\theta_U)^2 d\theta_U, \quad (3)$$

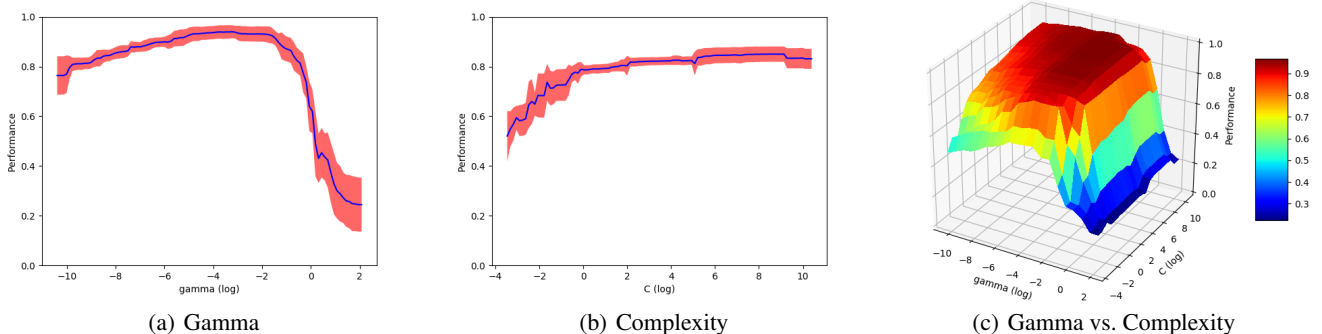


Figure 1: Marginal predictions for a SVM with RBF kernel on the letter dataset. The hyperparameter values are on a log scale.

where $\frac{1}{|\Theta_U|}$ is the probability density of the uniform distribution across Θ_U .

To apply functional ANOVA, we first collect performance data $\langle \theta_i, y_i \rangle_{i=1}^K$ that captures the performance y_i (e.g., misclassification rate or RMSE) of an algorithm A with hyperparameter settings θ_i . We then fit a random forest model to this data and use functional ANOVA to decompose the variance of each of the forest’s trees \hat{y} into contributions due to each subset of hyperparameters. Importantly, based on the fast prediction of marginal performance available for tree-based models, this is an efficient operation requiring only seconds in the experiments for this paper. Overall, based on the performance data $\langle \theta_i, y_i \rangle_{i=1}^K$, functional ANOVA thus provides us with the relative variance contributions of each individual hyperparameter (with the relative variance contributions of all subsets of hyperparameters summing to one).

Methods

We address the following problem. Given

- an algorithm with configuration space Θ
- a large number of datasets $\mathcal{D}^{(1)}, \dots, \mathcal{D}^{(M)}$
- for each of the datasets, a set of empirical performance measurements $\langle \theta_i, y_i \rangle_{i=1}^K$ for different hyperparameter settings $\theta_i \in \Theta$,

we aim to determine which hyperparameters affect the algorithm’s empirical performance most, and which values are likely to yield good performance.

Important Hyperparameters

Current knowledge about hyperparameter importance is mainly based on intuition, expertise and folklore. To instead provide a data-driven quantitative basis for this knowledge, in this section we introduce methodology for determining which hyperparameters are generally important, measured across datasets.

Determining Important Hyperparameters. For a given algorithm A and a given dataset, we use the performance

data $\langle \theta_i, y_i \rangle_{i=1}^K$ collected for A on this dataset to fit functional ANOVA’s random forests to. Functional ANOVA then returns the variance contribution V_j/V of every hyperparameter $j \in N$, with high values indicating high importance. We then study the distribution of these variance contributions across datasets to obtain empirical data regarding which hyperparameters tend to be most important.

For some datasets, the measured performance values y_i are constant, indicating that none of the hyperparameters are important; we therefore removed these datasets from the respective experiments.

Verification. Functional ANOVA uses a mathematically clearly defined quantity (V_j/V) to define a hyperparameter’s importance, but it is important to verify whether this agrees with other, potentially more intuitive, notions of hyperparameter importance. To confirm the results of functional ANOVA, we therefore propose to verify in an expensive, post-hoc analysis to what extent its results align with a more intuitive notion of how important a hyperparameter is in hyperparameter optimization.

One intuitive way to measure the importance of a hyperparameter θ is to assess the performance obtained in an optimization process that leaves θ fixed. However, similar to ablation analysis (Fawcett and Hoos, 2016), the outcome of this approach depends strongly on the value that θ is fixed to; e.g., fixing a very important parameter to a good default value would result in labelling it not important (this indeed happened in various cases in our preliminary experiments). To avoid this problem and to instead quantify the importance of setting θ to a good value in its range, we perform k runs of the optimization process of all hyperparameters but θ , each time fixing θ to a different value spread uniformly over its range; in the end, we average the results of these k runs. Leaving out an important hyperparameter θ is then expected to yield worse results than leaving out an unimportant hyperparameter θ' . As a hyperparameter optimization procedure for this verification procedure, we simply use random search, to avoid any biases.

Formally, for each hyperparameter θ_j we measure $y_{j,f}^*$ as the result of a random search for maximizing accuracy, fixing

θ_j to a given value $f \in F_j$. (For categorical θ_j with domain Θ_j , we used $F_j = \Theta_j$; for numeric θ_j , we set F_j to a set of $k = 10$ values spread uniformly over θ_j 's range.) We then compute $y_j^* = \frac{1}{|F_j|} \sum_{f \in F_j} y_{j,f}^*$, representing the score when not optimizing hyperparameter θ_j , averaged over fixing θ_j to various values it can take. Hyperparameters with lower y_j^* are then judged to be more important.

Priors for Good Hyperparameter Values

Knowing what are the important hyperparameters, an obvious next question is what are good values for these hyperparameters. These values can be used to define defaults, or to sample from in hyperparameter optimization.

Determining Useful Priors. We aim to build priors based on the performance data observed across datasets. There are several existing methods for achieving this on a single dataset that we drew inspiration from. In hyperparameter optimization, the Tree-structured Parzen Estimator (TPE) by Bergstra et al. (2011) keeps track of an algorithm's best observed hyperparameter configurations Θ_{best} on a given dataset and for each hyperparameter fits a 1-dimensional Parzen Estimator to the values it took in Θ_{best} . Similarly, as an analysis technique to study which values of a hyperparameter perform well, Loshchilov and Hutter (2016) proposed to fit kernel density estimators to these values. Here, we follow this procedure of Loshchilov and Hutter (2016), but instead of using the hyperparameter configurations that performed well on a given dataset, we used the top n configurations observed for each of our datasets; in our experiments, we set $n = 10$. We only used 1-dimensional density estimators in this work, because our functional ANOVA analysis indicated that the biggest influence in performance is due to the main effects of the individual hyperparameters, but we note that this is merely one possible choice, and that future work could focus on fitting other types of distributions to this data.

Verification. As in the case of hyperparameter importance, we propose an expensive posthoc analysis to verify whether the priors over good hyperparameter values identified above are useful and generalize across datasets. Specifically, as a quantifiable notion of usefulness, we propose to evaluate the impact of using the prior distributions defined above within a hyperparameter optimization procedure (again, random search, in order to avoid any biases). For each dataset, we propose to run two versions of this optimization procedure: one sampling uniformly from the hyperparameter space, one sampling from the obtained priors. If the priors are indeed useful and generalize across datasets, the optimizer that uses them should obtain better results on the majority of the datasets. Of course, for each dataset on which this experiment is performed, the priors should be obtained on empirical performance data that was not obtained from this dataset.

We note that – due to differences between datasets – there are bound to be datasets for which using priors from other datasets deteriorates performance. However, since human engineers have successfully used prior knowledge to define typical ranges to consider, our hypothesis is that our data-driven

priors will improve the optimization procedure's results on most datasets.

Algorithm Performance Data

Our methods do not crucially rely on how exactly the training performance data was obtained, and we therefore implemented them in an open source software package that can be applied for any algorithm, for which performance data exists across a set of datasets.¹ We note, however, that for all training data sets the data should be gathered with a wide range of hyperparameter configurations (to allow the construction of predictive performance models for functional ANOVA) and should contain close-to-optimal configurations (to allow the construction of good priors).

We note that for many common algorithms, the open machine learning environment OpenML (Vanschoren et al., 2014) already contains very comprehensive performance data for different hyperparameter configurations on a wide range of datasets. OpenML also defines curated benchmarking suites, such as the OpenML100 (Bischl et al., 2017). We therefore believe that our methods can in principle be used directly on top of OpenML to automatically provide and refine insights as data becomes available.

In our experiments, which involve classifiers with up to six hyperparameters, we indeed used data from OpenML. We ensured that for each dataset at least 150 runs with different hyperparameters were available to make functional ANOVA's model reliable enough. We generated additional runs for classifiers that did not meet this requirement by executing random configurations on a large compute cluster. (We note that for larger hyperparameter spaces, more sophisticated data gathering strategies are likely required to accurately model the performance of the best configurations.)

Computational Complexity of Analysis Techniques

While we also propose the use of expensive, posthoc verification methods to confirm the results of our analysis, we would like to emphasize that our analysis techniques themselves are computationally very efficient. Their complexity is dominated by the cost of fitting functional ANOVA's random forest to the performance data observed for each of the datasets. The cost of the remainder of functional ANOVA, and of fitting the Gaussian kernel density estimator is negligible. In our experiments, given an algorithm's performance data, performing our analyses required only a few seconds.

Algorithms and Hyperparameters Used

In our experiments, we analyze the hyperparameters of three classifiers implemented in scikit-learn (Pedregosa et al., 2011; Buitinck et al., 2013): random forests (Breiman, 2001), Adaboost (using decision trees as base-classifier) (Freund and Schapire, 1995) and SVMs (Chang and Lin, 2011). The SVMs are analysed with two different kernel types: radial basis function (RBF) and sigmoid.

¹<https://www.github.com/janvanrijn/openml-pimp/>

Table 1: SVM Hyperparameters.

hyperparameter	values
gamma	$[2^{-15}, 2^3]$ (log-scale)
complexity	$[2^{-5}, 2^{15}]$ (log-scale)
tolerance	$[10^{-5}, 10^{-1}]$ (log-scale)
coef0	$[-1, 1]$ (sigmoid kernel only)
shrinking	{true, false}
imputation	{mean, median, mode}

Table 2: Random Forest Hyperparameters.

hyperparameter	values
bootstrap	{true, false}
max. features	$[0.1, 0.9]$
min. samples leaf	$[1, 20]$
min. samples split	$[2, 20]$
imputation	{mean, median, mode}

For each of these, to not incur any bias from our choice of hyperparameters and ranges, we used exactly the same hyperparameters and ranges as the automatic machine learning system Auto-sklearn (Feurer et al., 2015a).² The hyperparameters, ranges and scales are listed in Tables 1–3.

Preprocessing. We used the same data preprocessing steps for all algorithms. Missing values are imputed (categorical features with the mode; for numerical features, the imputation strategy was one of the hyperparameters), categorical hyperparameters are one-hot-encoded, and constant features are removed. Of course, all these operations are performed based on information obtained from the training data.

Experiment 1: Hyperparameter Importance

We now discuss the results of our experiment for determining the most important hyperparameters per classifier. All together, this analysis is based on the performance data of 250,195 algorithm runs over the 100 datasets using 3,184 CPU days to generate. All performance data we used is publicly available on OpenML.³

We show the results for each classifier as a set of three figures. The left image (e.g., Figure 2(a)) shows violinplots of each hyperparameter’s variance contribution, across all datasets. The x -axis shows the hyperparameter j under investigation, and each data point represents \mathbb{V}_j/V for one dataset; a high value implies that this hyperparameter accounted for a large fraction of variance on this dataset, and therefore would account for high accuracy-loss if not set properly. For the SVMs we also show the interaction effect between the complexity and gamma hyperparameter (abbreviated as ‘C & gamma’).

The middle image (e.g., Figure 2(b)) shows the most important hyperparameter per dataset, plotted against the dataset

²There was one exception: For technical reasons, in random forests, we modelled the maximal number of features for a split as a fraction of the number of available features (with range $[0.1, 0.9]$).

³Full details: <https://www.openml.org/s/71>

Table 3: Adaboost Hyperparameters.

hyperparameter	values
algorithm	{SAMME, SAMME.R}
learning rate	$[0.01, 2.0]$ (log-scale)
max. depth	$[1, 10]$
iterations	$[50, 500]$
imputation	{mean, median, mode}

dimensions (number of data points and number of attributes). The size of the data point is proportional to the marginal contribution of that hyperparameter. This shows some general trends in which part of the dataset dimensions a given hyperparameter excels.

The right figure (e.g., Figure 2(c)) shows the results of our verification experiment. It shows the average rank of each random search configuration, labeled with the hyperparameter that was left out. A low rank implies low accuracy, meaning that tuning this hyperparameter would have been important.

SVM Results. We analyze SVMs with RBF and sigmoid kernels in Figures 2 and 3, respectively.

The results show a clear picture: The most important hyperparameter to tune in both cases was gamma, followed by complexity. This conclusion is supported by the random search experiment: not optimizing the gamma parameter obtained the worst performance, making it the most important hyperparameter, followed by the complexity hyperparameter. Interestingly, the interaction effect between gamma and complexity was even more important than the complexity parameter by itself.

We note that while it is well-known that gamma and complexity are important SVM hyperparameters, to the best of our knowledge, this is the first study that provides systematic empirical evidence for their importance on a wide range of datasets. The fact that our methods recovered these known most important hyperparameters also acts as additional verification that it works as expected. The least important hyperparameter for the accuracy of SVMs was whether to use the shrinking heuristic. As this heuristic is intended to decrease computational resources rather than improve predictive performance, apparently it is safe to enable this feature.

Random Forest Results. Figure 4 shows the results for random forests. The results reveal that most of the variance could be attributed to a small set of hyperparameters: the minimum samples per leaf and maximal number of features for determining the split were most important (see also Figure 4.8 of (van Rijn, 2016)). Again, the results from functional ANOVA agree with the results from the random search experiment. In contrast to the case of the SVM hyperparameters, for random forests we did not have a strong expectation as to which hyperparameters would turn out most important. At first sight, e.g., the minimal samples per split and minimal samples per leaf hyperparameters seem quite similar, but at closer inspection they are not: logically, minimal samples per split is overshadowed by minimal samples per leaf.

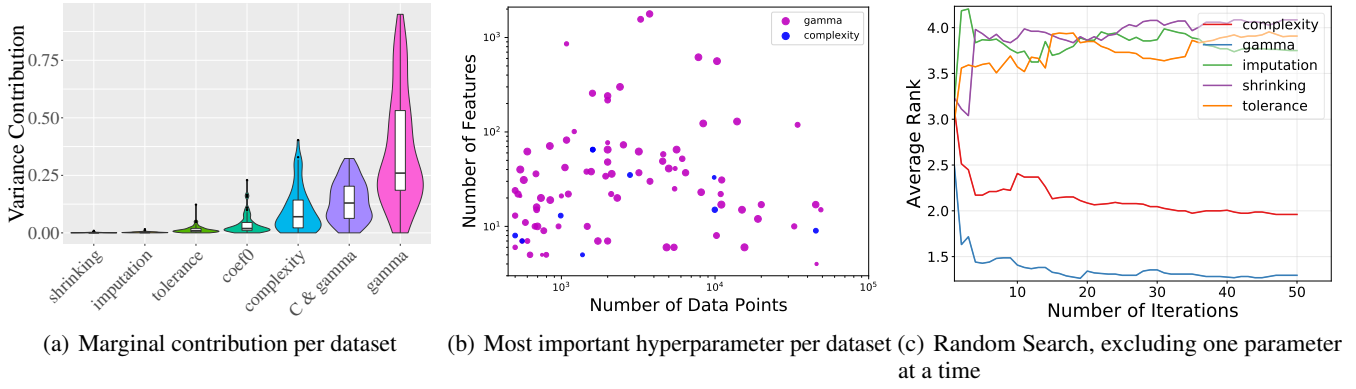


Figure 2: SVM (RBF kernel).

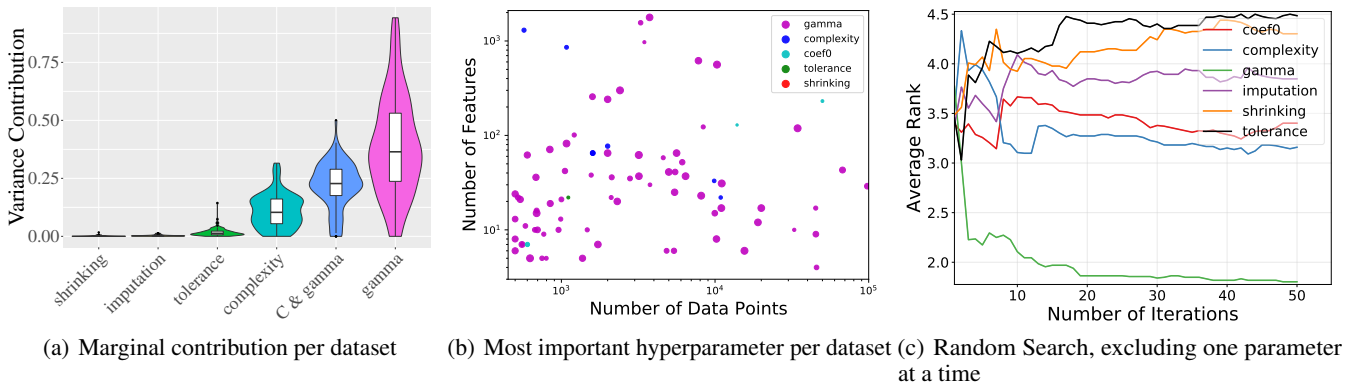


Figure 3: SVM (sigmoid kernel).

Only in a few cases bootstrap was the most important hyperparameter (datasets ‘balance-scale’, ‘credit-a’, ‘kc1’, ‘Australian’, ‘profb’ and ‘climate-model-simulation-crashes’) and the split criterion only once (dataset ‘scene’).

Adaboost Results. Figure 5 shows the results for Adaboost. Again, most of the variance can be explained by a small set of hyperparameters, in this case the maximal depth of the decision tree and, to a lesser degree, the learning rate; there were only a few exceptions where the boosting algorithm was the most important hyperparameter (datasets ‘madelon’ and ‘LED-display-domain-7digit’) or the number of iterations (dataset ‘steel-plates-fault’). The results were again confirmed by the verification experiment.

One interesting observation is that, in contrast to other ensemble techniques, the number of iterations did not seem to influence performance too much. The minimum value (50) appears to already be large enough to ensure good performance, and increasing it does not lead to significantly better results.

General Conclusions. For all classifiers, it appears that a small set of hyperparameters are responsible for most vari-

ation in performance. In many cases, this is the same set of hyperparameters across datasets. Knowing which hyperparameters are important is relevant in a wide range of contexts, ranging from experimental setups to automated hyperparameter optimization procedures. Furthermore, knowing which hyperparameters are important is interesting as a scientific endeavor in itself, and can act as a guiding procedure for algorithm developers.

Interestingly, the hyperparameter determining the imputation strategy did not seem to matter for any of the classifiers, even though our benchmarking suite contains datasets such as ‘KDDCup09 upselling’, ‘sick’ and ‘profb’, all of which have many missing values. Imputation is clearly important (as classifiers do not function on undefined data), but which strategy to use for the imputation does not seem to matter.

We note that the results presented in this section do by no means imply that it suffices to tune just the set of most important hyperparameters. In contrast, when enough budget is available it is still advisable to tune all hyperparameters. However, the results by Hutter et al. (2014) indicated that focusing only on tuning the most important hyperparameters yields improvements faster; thus, when the tuning budget is small this might be advisable. In our next experiment, as

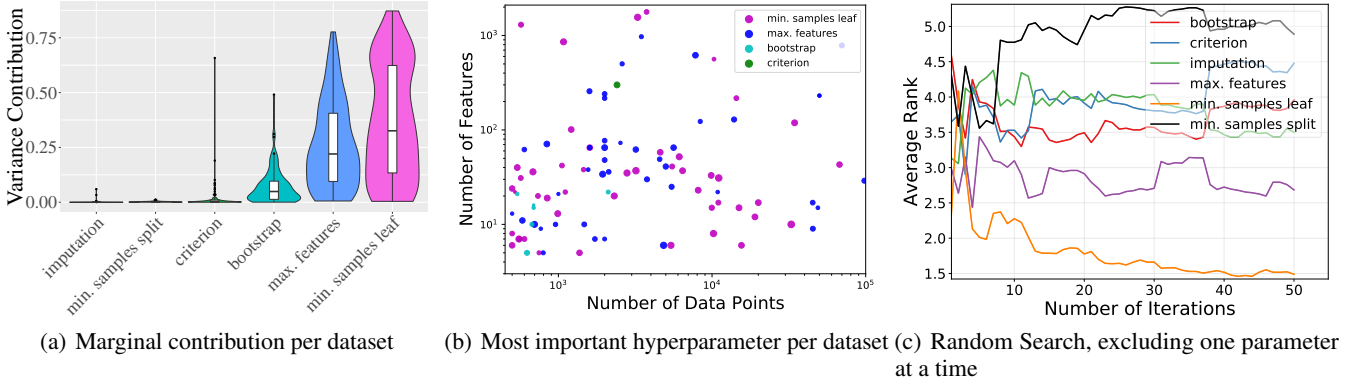


Figure 4: Random forest.

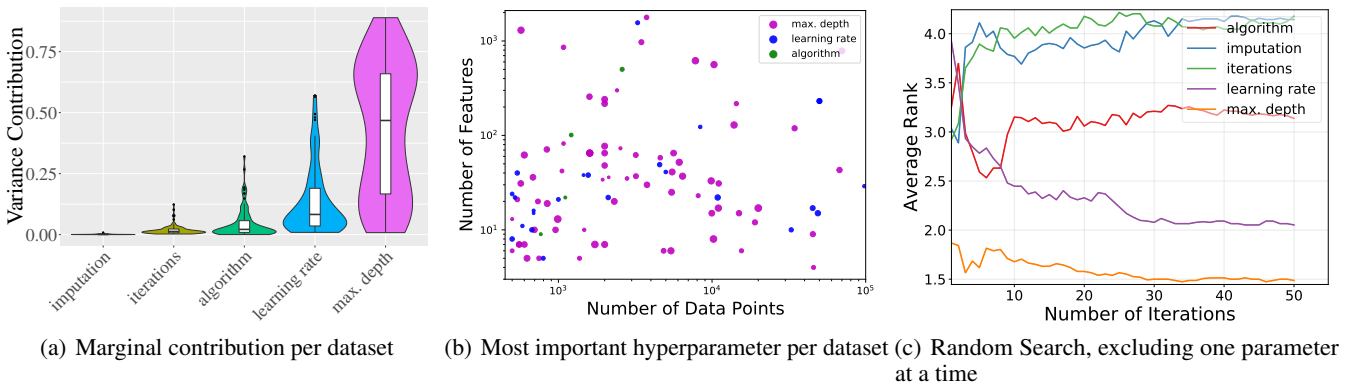


Figure 5: Adaboost.

a complementary analysis, we will study which values are likely to yield good performance.

Experiment 2: Good Hyperparameter Values

Now that we know which hyperparameters are important the next natural question is which values they should be set to in order to likely obtain good performance. We now discuss the results of our experiment for answering this question.

Figure 6 shows the kernel density estimators for the most important hyperparameters per classifier. It becomes clear that for random forests the minimal number of data points per leaf should typically be set quite small. Likewise, the maximum depth of the decision tree in Adaboost should typically be set to a large value. Both hyperparameters are commonly used for regularization, but our empirical data indicates that this should only be applied in moderation. For both types of SVMs, the best performance can typically be achieved with low values of the gamma hyperparameter.

Next, we report the results of our experiment for verifying the usefulness of these priors in hyperparameter optimization. We do this in a leave-one-out setting: for each dataset under investigation, we build the priors based on the empirical performance data from the 99 other datasets. Figure 7

and Table 4 report results comparing random search with a uniform prior vs. our data-driven prior. For each dataset, Figure 7 shows the difference in predictive accuracy between the two procedures: values greater than 0 indicate that sampling according to our priors was better by this amount, and vice versa. These per-dataset differences are aggregated using a violinplot. The results indicate that on many datasets our data-driven priors were indeed better, especially for random forests.

When evaluating experiments across a wide range of datasets, performance scales become a confounding factor. For example, for several datasets a performance improvement of 0.01 already makes a great difference, whereas for others an improvement of 0.05 is considered quite small. In order to alleviate this problem we conduct a statistical test, in this case the Nemenyi test, as recommended by Demšar (2006). For each dataset, the random search procedures are ranked by their final performance, the best procedure obtaining the lower rank, and an equal rank in case of a draw. If the rank averaged over all datasets is bigger than a critical distance CD , the result procedure with the lower rank performs statistically significant better. The exact value of the critical distance depends on both the number of algorithms

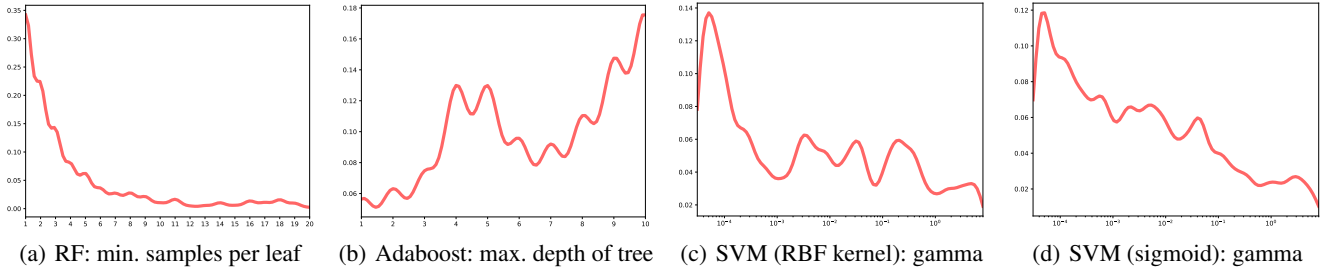


Figure 6: Obtained priors for the hyperparameter found to be most important for each classifier. The x -axis represents the value, the y -axis represents the probability that this value will be sampled (integer parameters will be rounded).

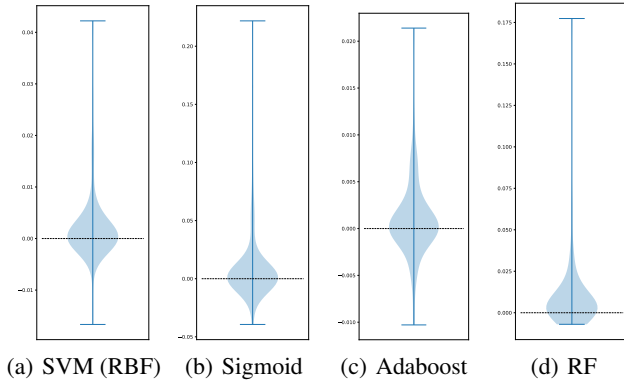


Figure 7: Difference in performance between random search sampling based on the obtained priors and uniform sampling. Values bigger than zero indicate superior performance for the procedure sampling based on the priors, and vice-versa.

and datasets. Although the number of datasets slightly differs per experiment due to time-outs, the required critical distance remains approximately the same value.

The results of this test are presented in Table 4. We observe that our data-driven priors significantly improved performance over using uniform priors for 3 of the 4 classifiers: random forests and both types of SVMs. Only for Adaboost, there was not enough statistical evidence to make a similar conclusion, but we note that using the priors still yielded better results for 56% of the datasets.

Table 4: Results of Nemenyi test ($\alpha = 0.05$, $CD \approx 0.20$). We report ranks across $|\mathcal{D}|$ datasets (max. 100), boldface the better approach (lower rank) and show whether the improvement is significant.

Classifier	$ \mathcal{D} $	Uniform	Priors	Sig.
random forest	100	1.77	1.23	yes
Adaboost	99	1.56	1.44	no
SVM (sigmoid)	91	1.64	1.36	yes
SVM (RBF)	91	1.62	1.37	yes

The fact that the priors we obtained with our straightforward density estimator already yielded statistically significant improvements shows great promise. We see these simple estimators only as a first step and believe that better methods, e.g., based on traditional meta-learning and/or more sophisticated density estimators are likely to yield even better results.

Conclusions and Future Work

In this work we addressed the questions which of a classifier’s hyperparameters are most important, and what tend to be good values for these hyperparameters. In order to identify important hyperparameters, we applied functional ANOVA to a collection of 100 datasets. The results indicate that for many datasets, the same hyperparameters are important. For SVMs, the gamma and complexity hyperparameter are most important, for Adaboost the maximum depth and learning rate, and for random forests the minimum number of samples per leaf and maximum features available for a split. To the best of our knowledge, this is the first methodological attempt to demonstrate these findings across many datasets. In order to verify these findings, we conducted a large-scale optimization experiment, for each classifier optimizing all but one hyperparameter. The results of this experiment are in line with our functional ANOVA results and largely agree with popular belief (for example, confirming the common belief that the gamma and complexity hyperparameters are the most important hyperparameters for SVMs). One surprising outcome of our analysis is that the strategy of data imputation hardly influences performance; investigating this matter further could warrant a whole study on its own, ideally leading to additional data imputation techniques.

In order to determine which hyperparameter values tend to yield good performance, we fitted kernel density estimators to hyperparameter values that performed well on other datasets. This simple method already shows great promise based on the power of using data from many datasets: sampling from data-driven priors in hyperparameter optimization performed better than sampling from a uniform prior, and for 3 of the 4 algorithms significantly so.

In future work we plan to apply our analysis techniques to a wider range of classifiers. While in this work we chose to focus on more established types of classifiers, quantifying important hyperparameters and good hyperparameter ranges of

modern deep neural networks could provide a useful empirical foundation to the field. Furthermore, we aim to employ recent advances in meta-learning to identify similar datasets and base our priors only on these in order to further improve hyperparameter optimization methods.

Acknowledgements. We would like to thank Ilya Loshchilov for the valuable discussion that led to the methods we used for (i) the verification of hyperparameter importance, and (ii) determining priors over good hyperparameter values. This work has been supported by the European Research Council (ERC) under the European Union’s Horizon 2020 research and innovation programme under grant no. 716721, the German state of Baden-Württemberg through bwHPC and the German Research Foundation (DFG) through grant no INST 39/963-1 FUGG.

References

- J. Bergstra and Y. Bengio. Random search for hyperparameter optimization. *Journal of Machine Learning Research*, 13(Feb):281–305, 2012.
- J. Bergstra, R. Bardenet, Y. Bengio, and B. Kégl. Algorithms for hyper-parameter optimization. In *Advances in Neural Information Processing Systems 24*, pages 2546–2554. Curran Associates, Inc., 2011.
- A. Biedenkapp, M. Lindauer, K. Eggenberger, C. Fawcett, H. H. Hoos, and F. Hutter. Efficient parameter importance analysis via ablation with surrogates. In *Proc. of AAAI 2017*, pages 773–779, 2017.
- B. Bischl, G. Casalicchio, M. Feurer, F. Hutter, M. Lang, R. G. Mantovani, J. N. van Rijn, and J. Vanschoren. OpenML Benchmarking Suites and the OpenML100. *ArXiv [stat.ML]*, 1708.03731v1:6 pages, 2017.
- P. Brazdil, C. Giraud-Carrier, C. Soares, and R. Vilalta. *Metalearning: Applications to Data Mining*. Springer Publishing Company, Incorporated, 1 edition, 2008.
- L. Breiman. Random Forests. *Machine learning*, 45(1):5–32, 2001.
- L. Buitinck, G. Louppe, M. Blondel, F. Pedregosa, A. Mueller, O. Grisel, V. Niculae, P. Prettenhofer, A. Gramfort, J. Grobler, R. Layton, J. VanderPlas, A. Joly, B. Holt, and G. Varoquaux. API design for machine learning software: experiences from the scikit-learn project. In *ECML PKDD Workshop: Languages for Data Mining and Machine Learning*, pages 108–122, 2013.
- C. Chang and C. Lin. LIBSVM: A library for support vector machines. *ACM Transactions on Intelligent Systems and Technology*, 2:27:1–27:27, 2011.
- J. Demšar. Statistical Comparisons of Classifiers over Multiple Data Sets. *The Journal of Machine Learning Research*, 7:1–30, 2006.
- C. Fawcett and H. H. Hoos. Analysing differences between algorithm configurations through ablation. *Journal of Heuristics*, 22(4):431–458, 2016.
- M. Feurer, A. Klein, K. Eggenberger, J. T. Springenberg, M. Blum, and F. Hutter. Efficient and robust automated machine learning. In *Advances in Neural Information Processing Systems 28*, pages 2962–2970. Curran Associates, Inc., 2015a.
- M. Feurer, J. T. Springenberg, and F. Hutter. Initializing Bayesian hyperparameter optimization via meta-learning. In *Proc. of AAAI 2015*, 2015b.
- Y. Freund and R. E. Schapire. A decision-theoretic generalization of on-line learning and an application to boosting. In *European conference on computational learning theory*, pages 23–37. Springer, 1995.
- G. Hooker. Generalized functional anova diagnostics for high-dimensional functions of dependent variables. *Journal of Computational and Graphical Statistics*, 16(3):709–732, 2007.
- J. Z. Huang. Projection estimation in multiple regression with application to functional anova models. *The annals of statistics*, 26(1):242–272, 1998.
- F. Hutter, H. H. Hoos, and K. Leyton-Brown. Identifying key algorithm parameters and instance features using forward selection. In *International Conference on Learning and Intelligent Optimization*, pages 364–381. Springer, 2013.
- F. Hutter, H. H. Hoos, and K. Leyton-Brown. An efficient approach for assessing hyperparameter importance. In *Proc. of ICML 2014*, pages 754–762, 2014.
- D. R. Jones, M. Schonlau, and W. J. Welch. Efficient global optimization of expensive black-box functions. *Journal of Global optimization*, 13(4):455–492, 1998.
- A. Klein, S. Falkner, S. Bartels, P. Hennig, and F. Hutter. Fast Bayesian optimization of machine learning hyperparameters on large datasets. In *Proc. of AISTATS 2017*, 2017.
- P. Larraanaga and J. A. Lozano. *Estimation of Distribution Algorithms: A New Tool for Evolutionary Computation*. Kluwer Academic Publishers, Norwell, MA, USA, 2001.
- L. Li, K. Jamieson, G. DeSalvo, A. Rostamizadeh, and A. Talwalkar. Hyperband: Bandit-Based Configuration Evaluation for Hyperparameter Optimization. In *Proc. of ICLR 2017*, 2017.
- I. Loshchilov and F. Hutter. CMA-ES for hyperparameter optimization of deep neural networks. *ArXiv [cs.NE]*, 1604.07269v1:8 pages, 2016.
- F. Pedregosa, G. Varoquaux, A. Gramfort, V. Michel, B. Thirion, O. Grisel, M. Blondel, P. Prettenhofer, R. Weiss, V. Dubourg, J. Vanderplas, A. Passos, D. Cournapeau, M. Brucher, M. Perrot, and E. Duchesnay. Scikit-learn: Machine learning in Python. *Journal of Machine Learning Research*, 12:2825–2830, 2011.
- J. Snoek, H. Larochelle, and R. P. Adams. Practical bayesian optimization of machine learning algorithms. In *Advances in neural information processing systems 25*, pages 2951–2959, 2012.

- I. M. Sobol. Sensitivity estimates for nonlinear mathematical models. *Mathematical Modelling and Computational Experiments*, 1(4):407–414, 1993.
- J. N. van Rijn. *Massively Collaborative Machine Learning*. PhD thesis, Leiden University, 2016.
- J. N. van Rijn and F. Hutter. An Empirical Study of Hyperparameter Importance Across Datasets. In *Proc. of AutoML 2017 @ ECML-PKDD*, pages 97–104, 2017.
- J. Vanschoren, J. N. van Rijn, B. Bischl, and L. Torgo. OpenML: networked science in machine learning. *ACM SIGKDD Explorations Newsletter*, 15(2):49–60, 2014.
- M. Wistuba, N. Schilling, and L. Schmidt-Thieme. Hyperparameter search space pruning—a new component for sequential model-based hyperparameter optimization. In *Proc. of ECML/PKDD 2015*, pages 104–119. Springer, 2015.