

# Behavioral Communities and the Atomic Structure of Networks

Matthew O. Jackson and Evan C. Storms\*

Draft: December 2019

## Abstract

We develop a method of detecting the ‘behavioral communities’ of a social network based on how people act when they choose their behaviors in coordination with their friends’ behaviors. There can be multiple different ‘conventions’ (equilibria) in which people in some parts of the network adopt a behavior while people in other parts of the network do not. We define atoms/communities to be groups of people who behave the same as each other in every convention. This provides a microfoundation for a method of detecting communities in social and economic networks. We characterize such behavioral communities in some random graphs as a function of how strongly the benefits of adopting the behavior depend on others’ behaviors. We also discuss applications including: optimally seeding the diffusion of behaviors involving peer influence, detecting which demographics or nodal characteristics define a society’s communities, estimating the strength of peer influence on behavior, as well as identifying missing network data by observing a series of conventions.

JEL CLASSIFICATION CODES: D85, D13, L14, O12, Z13

KEYWORDS: Social Networks, Networks, Cohesion, Community Detection, Communities, Games on Networks, Coordination, Complementarities, Peer Effects, Peer Influence, Diffusion, Contagion, Atoms

---

\*Department of Economics, Stanford University, Stanford, California 94305-6072 USA, Jackson is also an external faculty member at the Santa Fe Institute, and a fellow of CIFAR. Emails: and jacksonm@stanford.edu and estorms@stanford.edu. We gratefully acknowledge support under NSF grant SES-1629446 and ARO MURI Award No. W911NF-12-1-0509. We thank Kostas Bimpikis, Ben Golub, Evan Sadler, Omer Tamuz, Ricky Vohra, Yiqing Xing, and participants from RINSE, the Social and Economic Networks conference at the University of Chicago, the NSF Network Science in Economics Conference, and seminars at Georgetown, Stanford, and Yale, for helpful comments and suggestions.

# 1 Introduction

Networks shape who influences whom in a society. Strong divides driven by homophily<sup>1</sup> and other forces result in, what are referred to in an extensive literature as, “communities” of people.<sup>2</sup> Communities, in network parlance, refer to groups of people who are more connected with each other than with outsiders. Those divides have important consequences in settings in which people choose whether to adopt some behavior based on their friends’ behaviors: for instance, when adopting a new technology, abiding by some norm, smoking, engaging in criminal activities, going to college, etc. These divides in the network enable different communities to maintain different behaviors, norms, and cultures. Differences in behaviors range from relatively innocuous ones – such as whether you shake hands with, bow to, or kiss a friend on the cheek when you meet – to more consequential ones such as whether a police force or bureaucracy is corrupt, whether a child drops out of school, which profession one pursues, whether a protest is successful, etc.<sup>3</sup> Understanding how network structure determines which norms or conventions can be sustained, and which “behavioral communities” result, is the subject of this paper.<sup>4</sup>

The existing “community detection” literature generally has two motivations. One is to use the network to see how people are actually grouped into “communities,” since the geographic locations or other demographics that we might expect to define communities often fail to define true groupings in terms of who interacts with whom. The second is to simplify an analysis, since one can sometimes work with the resulting community groupings rather than the full network, which greatly reduces the dimensions of the data. The corresponding techniques for detecting communities in a society based on network data are based on intuitive ideas. Many refer to a community as a group of people who have relatively more connections with each other than to outsiders. Operationally such a loose notion can result in many different algorithms, and the most prominent identify communities based on things like relative linking frequencies, the relative positions of nodes in a graph, min-cut techniques, or spectral properties of the graph.<sup>5</sup>

Although that enormous literature provides different techniques for partitioning a society, it lacks a microfoundation and thus a clear interpretation of what is meant by a “community.” It

---

<sup>1</sup>See [McPherson, Smith-Lovin, and Cook \(2001\)](#) for some background on the early literature on homophily.

<sup>2</sup>See [Fortunato \(2010\)](#); [Moore \(2017\)](#) for discussion of the vast “community detection” literature.

<sup>3</sup>For more discussion and references see [Jackson \(2019\)](#).

<sup>4</sup>There is a literature that builds models of homophily which result in communities, such as [Currarini, Jackson, and Pin \(2009, 2010\)](#); [Chen, Liu, Sun, and Wang \(2010\)](#); [Currarini and Mengel \(2012\)](#); [Kets and Sandroni \(2016\)](#). That is a very different perspective, since it is preferences over partners that determines the network, while here it is networks that are determining behavior.

<sup>5</sup> This traces back to Lorrain and White’s (1971) notion of structural equivalence among nodes in a network, which identified nodes that were interchangeable in terms of their positions. Their notion of equivalence was so restrictive (nodes need to have identical sets of friends in a network) that it rarely applied in applications, and so their definition was loosened and extended in various directions, and ultimately led to the extensive community detection literature. For instance, see [White and Reitz \(1983\)](#); [Borgatti and Everett \(1992\)](#), as well as [Holland, Laskey, and Leinhardt \(1983\)](#), for early generalizations, and see [Fortunato \(2010\)](#); [Moore \(2017\)](#) for overviews.

is not clear, for instance, how the adoption of a new technology would depend on the structure of communities as defined in the existing literature. By looking at the community structure can we predict where the possible divisions between adopters and non-adopters lie? Based on the existing community detection algorithms, the answer is no, because the algorithms have no clear relation to what patterns of behavior the network should induce.

Our approach is not only different in terms of what we identify as a community, but also in terms of the perspective that drives our definition. We microfound our definition of community in the patterns of behavior that a network can support - so our approach is motivated and *directly defined* by how networks shape behaviors. This change in focus is fundamental and does a couple of things. First, it provides a reasoning behind what a community is - a microfoundation for the definition. Second, it often leads us to find more basic “atoms” - often significantly differing from the communities identified by standard community detection algorithms. In particular, our community partitions are often refinements of those produced by other algorithms because larger blocks identified by others tend to have (sometimes subtle) substructures along which behaviors can diverge. Moreover, for some behaviors that have relatively low thresholds for coordination, our atoms go across standard communities and again standard communities are not the right objects for identifying behavior. This points to a factor that clearly distinguishes our approach from others: as we change the amount of peer influence in a behavior we end up with substantially different atomic structures - as some behaviors are more “contagious” than others.

Specifically, we consider a situation in which people can choose to whether adopt some behavior or not (e.g., use a new product or technology, go to university, engage in criminal behavior, etc.) and prefer to adopt the behavior if and only if the fraction of their friends who also adopt the behavior passes some threshold. We define people to be in the same community if and only if their behaviors are the same in every pure strategy equilibrium of this adoption game played on the network. For example, suppose that there is a new technology for which people prefer to adopt it if and only if at least one third of their friends do. Nobody adopting the technology is always a possible outcome - since if nobody adopts then nobody has at least a third of their friends adopting and so nobody wants to adopt. Similarly, everybody adopting the technology is always a possible outcome. For most networks and behaviors of interest there are also other possible outcomes in which some people adopt the technology and others do not. If some group of people are sufficiently tightly connected to each other - each having at least a third of her links to others in the group; with nobody outside of the group having a third of her friends inside the group - then that group can adopt the technology while those outside do not. This divides the society into two different groups: those who adopt and those who do not. When one examines all such equilibria and their corresponding division of the society into two different groups, then that partitions the society into groups of people who always behave the same way in all equilibria. In particular, we use the collection of all such equilibrium outcomes to partition the network up into “communities”. We also refer to these as the “atoms” since these are never split by equilibrium behavior. Indeed, our atoms are often (but not always) more basic and smaller than communities detected by other methods. Also,

the word community has many different connotations, whereas the word atom is more closely aligned with our approach. We still use both terms, just to tie back to the literature.

We also define ‘robust’ atoms, which are derived from conventions of behavior that remain equilibria for all thresholds in some set. These are conventions that remain even if there is some variation in individual preferences for coordination, or errors in measurement of the network (e.g., missing or extra links). We show how ‘robustness’ coarsens the atomic structure, both theoretically and in an application to high school friendship networks.

The atoms that emerge from our definitions are complex objects that uncover relationships in the network structure that are not otherwise obvious. Our first theorems characterize atoms in the well-known class of network models that exhibit divisions: stochastic block models.<sup>6</sup> These are models in which nodes have types (e.g., demographics such as age, ethnicity, location, education, etc.), and their probability of linking with other nodes depends on their types.<sup>7</sup> Our theorems provide results on how the atoms relate to block structures in large random graphs. In particular, we show which behaviors result in atoms that fracture the blocks, and which behaviors result in atoms that go across blocks, and when it is that the atoms coincide with the blocks.<sup>8</sup>

These results provide new insight into the distinction between simple and complex contagion (e.g., see [Centola, Eguíluz, and Macy \(2007\)](#); [Centola \(2010, 2018\)](#)). The usual distinction is whether people need a single contact to become “infected” (e.g., is one neighbor adopting enough to induce a person to adopt) or whether they need more than one contact. While something like a flu spreads with a single contact, the adoption of a new technology typically depends on the relative fraction of a person’s friends who adopt - which makes such a behavior harder to spread. However, there is evidence that even *some* complex contagions spread widely (e.g., see [Eckles, Mossel, Rahimian, and Sen \(2018\)](#)). Our results show that the key distinction is *not* whether a behavior requires a threshold of one versus more than one neighbors adopting, but instead depends on a distinction of exactly how high the adoption threshold is. The key distinction is whether the threshold is lower or higher than the relative frequency of links across blocks in the network. If the threshold is below that frequency, then behavior necessarily spills over across blocks and the atoms are the whole network. In contrast, when the threshold of behavior exceeds the relative frequency of links across blocks then the atoms fall within the

---

<sup>6</sup>A general abstract characterization of atomic structures across all networks is challenging because of the exponential number of possible networks and the factorial number of potential conventions in any given network. We also show that it is challenging because atoms emerge in two different ways. Most obviously, some atoms emerge from closely knit groups whose high internal density and low external density tie their behaviors inexorably together. However, more subtly, other atoms emerge because of parallels in nodes’ positions, despite the fact that those nodes are not connected to each other and do not even have friends in common – nonetheless the nodes’ positions lead them to take similar behaviors in all situations – and we observe such atoms in the data.

<sup>7</sup>We also generalize the standard stochastic block models to allow nodes to have different degrees and show that the results extend fully.

<sup>8</sup>As a by-product of our theoretical results, we provide a new theorem on  $k$ -cores of large random graphs and also introduce a new technique for proving such theorems.

blocks, and behavior is much harder to spread virally and requires seedings within many atoms and blocks in order to spread widely. This provides a new understanding as to when conventions are confined to within blocks and when they spill across blocks: which is a different distinction between simple and complex contagion: diffusions that require a high enough *fraction* of an agent’s neighbors to be infected before the agent becomes infected, where that fraction is above the frequency of links across cuts in the network, are the ones that are truly ‘complex’ in the sense that they can have limited spread.<sup>9</sup>

In addition to defining and providing results about atomic structures, we also show how knowledge of the atoms and thresholds can be used.

First, we show how the knowledge of atoms can be used to seed the diffusion of a new technology. For instance, suppose that one can choose some set of  $k$  out of  $n$  nodes to endow with a new technology in order to induce the most people to adopt overall, if they follow a myopic best response behavior and they only adopt if at least some fraction of their friends do (an *NP*-hard problem).<sup>10</sup>

The seminal work by [Kempe, Kleinberg, and Tardos \(2003, 2005\)](#); [Mossell and Roch \(2010\)](#) on optimal seeding with complex contagion focused a special case in which influence is “sub-modular”, so that there is no particular threshold of adoption behavior: the probability of adopting can increase as more friends adopt, but there are diminishing returns to having more friends adopt. In contrast, our setting captures the important applications involving coordination in behavior, in which influence is decidedly not submodular. The previous literature focusing on submodularity is more applicable to the spread of a disease or meme, in which infection can happen by contact with a single neighbor and there is a simple probability of actually having contact with the neighbor during an infectious period. Such simple contagion exhibits diminishing returns and submodularity. Instead, behaviors that involve coordination and preferences over the number of neighbors taking an action generally fail submodularity. For example, adopting a new technology requires that some threshold of one’s friends have adopted, and that threshold depends on how much better the new technology is than the old technology. This corresponds to a simple coordination game. For instance, if the new technology is slightly better than the old one, and there is a benefit to having the same technology as one’s neighbors, then a threshold of  $q$  somewhat lower than  $1/2$  might apply, say  $1/3$ . If one has 12 friends, then one is willing to adopt if 4 or more friends do. Here the fourth friend’s adoption is more influential than the first, second or third friend’s adoption, violating submodularity. Even nois-

---

<sup>9</sup>Some of the early experiments distinguishing simple from complex diffusions were on induced networks with small degrees (e.g., [Centola \(2011\)](#)), and then there is no real distinction between more than one contact and a nontrivial fraction, which explains why [Eckles, Mossel, Rahimian, and Sen \(2018\)](#) found that some complex diffusions spread just as widely as a simple ones without very high clustering. Once one has a larger degree, then as we show below, diffusions that require some relatively small number of contacts to be infected before an agent becomes infected spread much more widely than those that require larger fractions of contacts to be infected, which can help make sense of the different conclusions of the prior experimental and empirical work examining complex diffusion.

<sup>10</sup>For background motivation for seeding problems see [Granovetter \(1978\)](#); [Centola, Eguíluz, and Macy \(2007\)](#); [Aral, Muchnik, and Sundararajan \(2013\)](#); [Banerjee, Chandrasekhar, Duflo, and Jackson \(2013\)](#).

ing up the threshold to make it probabilistic does not change the fact that some person beyond the first person is more influential. This sort of failure of submodularity is present in many settings where one needs sufficient convincing or encouragement in order to act, especially in which there are coordination motives.

This difference introduces substantial challenges that invalidate previous techniques for approximately optimal seeding completely, and our approach makes first steps in addressing. In particular, the previous literature showed that one could adapt existing algorithms to do well on the seeding problem under submodularity; but those results do not hold without that condition. We develop a new type of algorithm that makes explicit use of the atoms – greedily choosing and seeding atoms that provide the widest spread of behavior for the minimal number of seeds – recognizing that one needs to understand the atoms to effectively seed in non-submodular settings.

The seeding application also contrasts our approach with standard community-detection algorithms, and highlights an advantage of our approach. Other community detection algorithms are not based on behaviors, and those communities help in seeding only if the behavior happens to have a threshold for which the atoms coincide with the communities. This is only true for a narrow range of thresholds. For behaviors with other thresholds, we show that our atom-based seeding algorithm significantly outperforms an algorithm based on the Louvain method for community detection, one of the most popular and prominent community detection algorithms. Furthermore, random seeding does nothing in this setting except for thresholds near 0. We prove that for a wide range of behaviors, our technique results in significant adoption while random seedings result in zero adoption.<sup>11</sup> We illustrate this with data from Indian villages.

Our other main application is how to infer the behavioral threshold and properties of the network by observing behaviors. This is a sort of converse of inferring behaviors from the threshold and network. In particular, based on our approach one can estimate the behavioral threshold from the observation of a network and an associated behavioral convention. The idea is to measure the number of errors that must be happening in order to rationalize an observed pattern of behaviors for each possible threshold given a network, and then to pick the threshold that minimizes the errors. We also show how this technique can distinguish whether behavior is driven by a fractional threshold or an absolute threshold. We illustrate this by showing that smoking behavior by students in a US high school is better explained by a fractional than an absolute threshold – and we estimate the behavioral threshold that best matches the atomic structure to the observed behavior.

In the same vein, we discuss how the observation of a number of different behaviors can be used to recover information about the network when data about the network is missing.<sup>12</sup>

---

<sup>11</sup>Random seedings can do well in simple contagion processes in which there is no threshold for behavioral choices, and the network satisfies some sufficient density properties, as shown by [Akbarpour, Malladi, and Saberi \(2017\)](#). However, for behaviors that involve a threshold, so that a person needs to be influenced by multiple others in order to adopt a behavior, then random seedings do not result in any spread unless one saturates the graph with high fractions of seeds.

<sup>12</sup>For discussion of the importance of inferring networks without observing links see [Breza et al. \(2018\)](#).

In particular, we provide bounds on the number of behaviors that are needed to be observed to recover the complete atomic structure (even without knowing the number of atoms). These techniques can also be used to discern which types of networks matter in settings with multi-layered networks.

Finally, we provide a novel observation about the evolution of networks. In two different applications for which we have panels of networks, we show that links within atoms are more likely to be maintained over time than links between atoms. This is consistent with people getting higher payoffs from interacting with others with whom their behaviors coordinate.

Obviously, our results relate to a games-on-networks analysis.<sup>13</sup> The main contribution in that direction was [Morris \(2000\)](#), whose results addressed the question of which networks allow for two different actions to be played in equilibrium - so when is it that there exists at least one equilibrium such that part of the population adopts a behavior and the rest does not.<sup>14</sup> Our analysis builds upon Morris's framework and definitions; but then explores different questions.

## 2 A Model

### 2.1 Networks

A *network* is a simple graph,  $(N, g)$ , consisting of a finite set of nodes (or vertices, agents, people...)  $N = \{1, \dots, n\}$  together with a list of the undirected links (edges, ties, friendships...) that are present, denoted by  $g$ . We let  $ij \in g$  indicate that the undirected link between nodes  $i$  and  $j$  is present in the graph. Our focus on undirected networks (mutual friendships) and so  $g$  is taken to be a set of unordered pairs (e.g.,  $ij$  and  $ji$  are the same link). We adopt the convention that  $ii \notin g$ , so that agents are not friends with themselves.

Agent  $i$ 's neighbors in  $g$  form the set  $N_i(g) \subset N \setminus \{i\}$  such that  $N_i(g) \equiv \{j | ij \in g\}$ . Agent  $i$ 's degree is the size of  $N_i(g)$ , denoted  $d_i(g) = |N_i(g)|$ . Isolated nodes are not of any interest in our setting, so we ignore them. They can be incorporated by allowing them to each be their own convention (or by having them never be part of a convention). Thus, in the definitions that follow we presume that a network  $g$  is such that each node has at least one neighbor ( $d_i(g) \geq 1$  for all  $i \in N$ ).

---

<sup>13</sup>See [Jackson and Zenou \(2014\)](#) for an overview and references.

<sup>14</sup>There is an earlier literature on the majority game or voting game, e.g., [Clifford and Sudbury \(1973\)](#); [Holley and Liggett \(1975\)](#) that is a precursor to Morris's analysis for a specific threshold. There is also a broad literature on conventions (e.g., see the discussion in [Young \(1996, 1998\)](#)) that examines coordination games played by populations and discusses issues about supporting multiple conventions. Our analysis provides a network-explicit foundation for such an analysis (see also [Ellison \(1993\)](#); [Ely \(2002\)](#); [Jackson and Watts \(2002\)](#) for some discussion of how some specific networks as well as endogenous networks determine the stochastically stable conventions).



## 2.2 Conventions

A behavior is characterized by a threshold  $q \in (0, 1)$ , and an agent adopts that behavior if at least a fraction  $q$  of his or her neighbors do. As in [Morris \(2000\)](#), one interpretation is that a person plays a coordination game with each one of his or her neighbors:

		<i>Neighbor's Choice :</i>	
		<i>Adopt Behavior</i>	<i>Not Adopt</i>
<i>Own Choice :</i>	<i>Adopt Behavior</i>	$x$	$y$
	<i>Not Adopt</i>	$w$	$z$

where  $x > w$  and  $z > y$ . The agent makes one choice, for instance choosing whether to adopt a new interactive technology or product, and cares about whether that choice matches the choice of the other person in each of his or her interactions. This coordination game has a corresponding threshold such that if a fraction of at least  $q$  of an agent's neighbors adopt the behavior, then the agent's best response is to adopt too:

$$q = \frac{z - y}{x - w + z - y}.$$

At exactly this threshold an agent is indifferent, but otherwise has a unique best response.

Generically, the threshold would never be hit exactly. However, some rational thresholds, such as  $q = 1/2$ , are prominent in the literature, as, for instance, people might simply follow the crowd and do what the majority of their friends do,<sup>15</sup> and so we allow for rational thresholds.

Unless otherwise noted, we break ties so that an agent adopts the behavior if exactly  $q$  neighbors do. If  $q$  involves tie-breaking, then the case in which agents do not adopt the behavior exactly at the threshold can be analyzed by looking at a threshold of  $q - \varepsilon$  for some small  $\varepsilon < \frac{1}{n-1}$ . More generally, if one reverses the tie-breaking rule, then our use of open and closed intervals below reverses.

Following [Morris \(2000\)](#), we define a group  $S \subseteq N$  to be  $q$ -cohesive if each of its members have a fraction at least  $q$  of their neighbors in the group ( $|N_i(g) \cap S|/d_i(g) \geq q$  for all  $i \in S$ ). We say that a group  $S \subseteq N$  is  $q$ -closed if every individual outside of  $S$  (in  $N \setminus S$ ) has a fraction of his or her friends in the group that is strictly less than  $q$  ( $|N_i(g) \cap S|/d_i(g) < q$  for all  $i \notin S$ ).

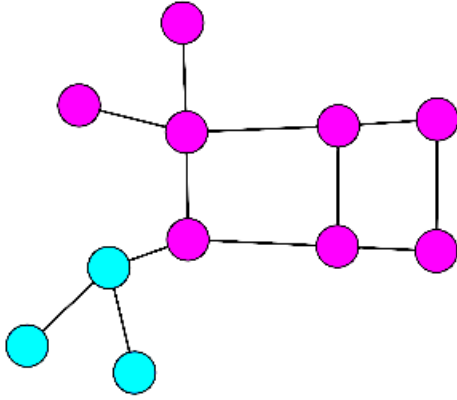
A *convention* for threshold  $q$  on a network  $g$  is then a subset of nodes that is both  $q$ -closed and  $q$ -cohesive. A convention is the set of adopters in some equilibrium of the above coordination game. A couple of conventions are pictured in [Figure 1](#) for an example of a behavior with a threshold of  $q = 0.4$ .

Although the complement of a convention is not always a convention for the same  $q$ , it is necessarily a convention for a different behavior that has the complementary threshold of  $1 - q$  (up to tie-breaking), as we note in the following observation.

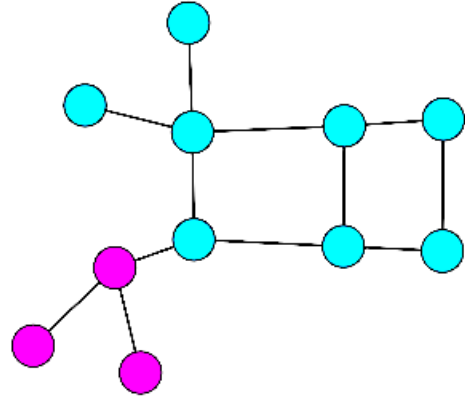
---

<sup>15</sup>The 'voter game' or 'majority game' is well-studied (e.g., see the references in [Jackson and Zenou \(2014\)](#)).





(a) The pink nodes form a convention



(b) In this example, the complement is also a convention for the same  $q$

Figure 1: **Conventions:** A couple of conventions when the threshold is such that a person adopts if and only if at least forty percent of his or her neighbors do ( $q = .4$ ).

**OBSERVATION 1.** Consider  $q \in [0, 1]$  such that  $q$  cannot be expressed as a fraction with some whole number in the numerator and  $d_i(g)$  in the denominator for any  $i \in N$  (e.g., if  $q$  is irrational). Then  $S$  is a convention on  $g$  for the threshold  $q$  if and only if  $N \setminus S$  is a convention on  $g$  for threshold  $1 - q$ .

### 2.3 Absolute Thresholds

The above definitions are relative to some fraction of at least  $q$  of neighbors taking an action. This applies naturally to coordination problems. For some other games of strategic complements, it can be natural to adopt a behavior if at least  $t$  neighbors do, for some  $t \in \{0, 1, 2, \dots, n - 1\}$ . For instance, one might benefit from learning to play bridge if and only if at least three friends do.

Clearly, if the network is regular of degree  $d$  ( $d_i(g) = d$  for all  $i \in N$ ), then  $S$  is a convention for  $q$  in a relative (fraction setting) if and only if  $S$  is a convention for  $t = qd$  in the absolute setting. However, for some networks that are not regular, there exist  $q$ 's that generate conventions that are not conventions for any  $t$ , and vice versa. Our theorems below present a contrast between the atomic structure induced by absolute and relative thresholds.

In what follows, there are equivalent definitions just switching  $q$  and  $t$  everywhere, so we just present the definitions for the  $q$  case.

### 2.4 Community Structures as Partitions Generated by Conventions

We now define the central concept of the paper: how community structures are defined from conventions.

Given a network  $g$ , let  $C(q, g)$  denote the  $\sigma$ -algebra<sup>16</sup> on  $N$  generated by all the sets of agents  $S \subset N$  that are conventions on  $g$  given threshold  $q$ . The *atoms* of  $C(q, g)$  (minimal nonempty sets in  $C(q, g)$ ) exist by finiteness. They form a partition that generates  $C(q, g)$ . Given a finite  $n$ , one can find the atoms by partitioning the nodes by successive bisection from each convention and its complement (e.g., see Figure 3). We use the terms ‘communities’ and ‘atoms’ interchangeably in what follows to describe the atoms of  $C(q, g)$ .

To see how conventions define communities, let us consider all of the other conventions associated with the network from Figure 1.

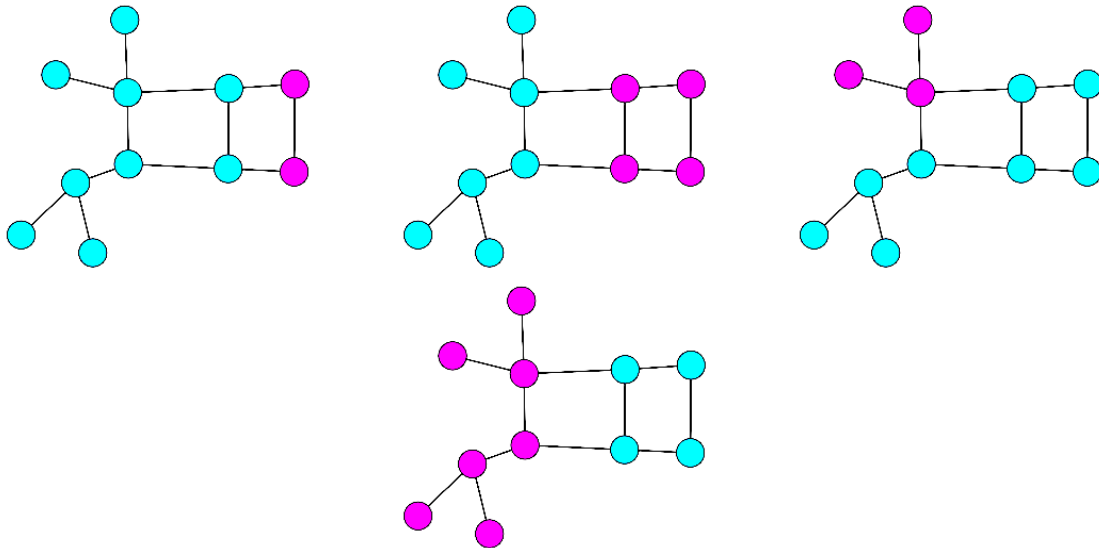


Figure 2: **More Conventions:** The other (non-degenerate) conventions when  $q = .4$  (which are also conventions for  $q \in (1/3, 2/3]$ ).

The partition into atoms induced by all of the conventions from Figures 1 and 2 is pictured in Figure 3.

Nodes inside an atom behave the same way in every  $q$ -convention, and if two nodes are in different atoms then there is some convention under which they behave differently. Consequently, conventions are necessarily unions of atoms, and thus the atoms are the basic building blocks of coordinated behaviors.

It is important to note that community structures are not necessarily nested as  $q$  varies. As the threshold  $q$  is increased, the cohesiveness requirement for a convention gets *harder* to satisfy; while in contrast the closure requirement gets *easier* to satisfy. Thus, the atoms may change non-monotonically in  $q$ .

---

<sup>16</sup>Although most of our exposition presumes finite  $N$ , the definitions and discussion apply to infinite  $N$  as well.

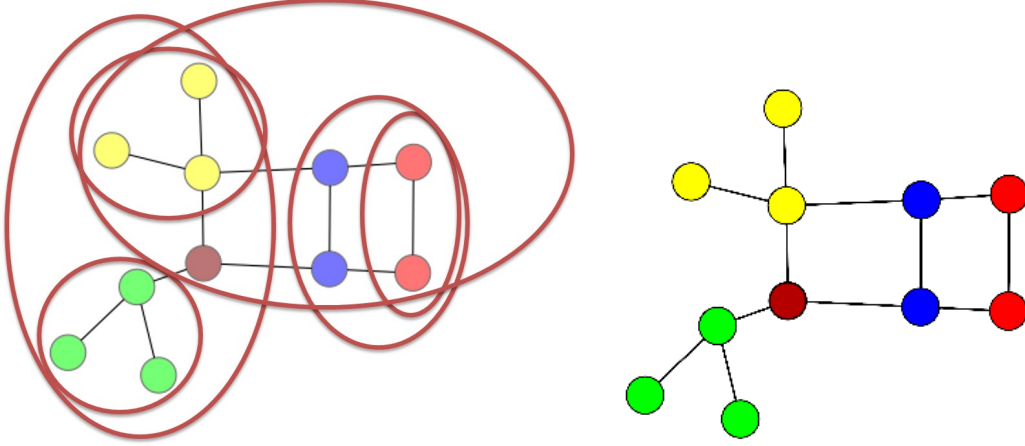


Figure 3: **The Atoms or Behavioral Communities:** Each oval contains the nodes associated with one of the possible conventions (not drawn are the trivial conventions that include all nodes and no nodes). Taking the intersections of all of these as well as all of their complements defines which nodes are always in/out of conventions together, which in turn defines the atoms or behavioral communities for  $q = .4$ ; i.e., the atoms of  $C(.4, g)$ , which are color-coded.

## 2.5 Community Structures from Robust Conventions

Given that conventions and their induced atomic/community structure vary with the threshold  $q$ , it is useful to define conventions that are ‘robust’ in the sense that they remain conventions for some range of  $q$ s. There are at least four reasons for doing so:

- One may wish to identify robust communities that remain together for a variety of behaviors.
- Individuals may be heterogeneous in their preferences and so behave according to a range of  $q$ s.
- The network that is observed may have measurement error in it, so that there may be missing links and/or nodes (or contain extras), and so one would like to have a convention that is robust to changes in the fractions of neighbors that are undertaking a given action.
- A network may evolve over time, and so the current network might only be an approximation of what might be in place at some other time.

Considering conventions that work for a range of  $q$ ’s is one way to address these issues.

We say that a convention is a *robust convention* relative to some set  $Q \subset [0, 1]$  if it is a convention for all  $q \in Q$ . As an illustration, the conventions in Figure 1 are both robust conventions for  $(1/3, 2/3]$ , but not for any additional  $q$ ’s. Given a network  $g$ , let  $C(Q, g)$  denote the  $\sigma$ -algebra generated by all conventions that are robust relative to  $Q$ . Robustness matters, as it is more stringent to require that a convention hold for a range of  $q$ ’s rather than just a single  $q$ . That leads to a coarser convention structure, and correspondingly coarser atoms.

The following example of a social network in an American high school from The National Longitudinal Study of Adolescent to Adult Health (Add Health) shows that even a tiny amount of robustness can have a large impact when dealing with rational  $q$ 's, as illustrated in Figure 4.

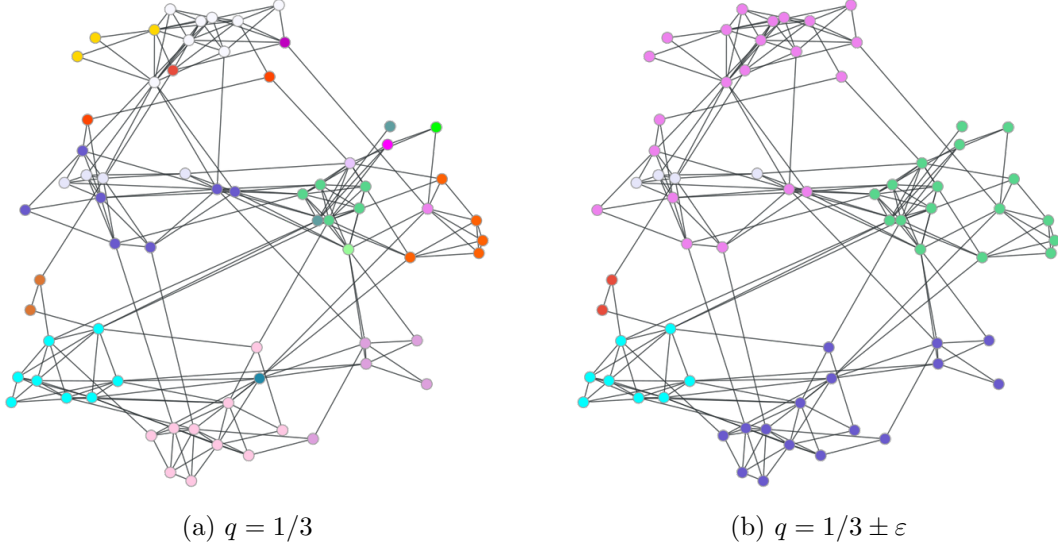


Figure 4: Even a small amount of ‘robustness’ ( $\varepsilon < \frac{1}{n}$ ) coarsens the atomic partition in a high school from the Add Health data set at a threshold of  $1/3$ .

### 3 Some Facts about Behavioral Communities

The following lemma collects some straightforward but important observations that help characterize robust community structures. A key observation is that only the extreme points of  $Q$  are needed to check whether some convention is robust with respect to  $Q$ . This follows since cohesiveness is most demanding at the threshold of  $\sup(Q)$ , while closure is most demanding at the threshold of  $\inf(Q)$ , and so requiring something be a convention for all of  $Q$  then just requires checking these at the corresponding extremities.

**LEMMA 1.**    • *If  $Q$  contains  $\inf(Q)$ , then  $S$  is a robust convention with respect to  $Q$  if and only if it is  $\inf(Q)$ -closed and  $\sup(Q)$ -cohesive.*

- *If  $\inf(Q) \notin Q$  then  $S$  is a robust convention with respect to  $Q$  if and only if it is  $\inf(Q) + \varepsilon$ -closed for all  $\varepsilon > 0$  and  $\sup(Q)$ -cohesive.*
- *If  $S$  is a robust convention relative to  $Q$ , then it is a convention for all  $q \in (\inf(Q), \sup(Q)]$ .<sup>17</sup>*
- *If  $S$  is a robust convention relative to  $Q$  and  $Q' \subset Q$ , then  $S$  is a robust convention for  $Q'$ .*

---

<sup>17</sup>If  $\inf(Q) \notin Q$  and  $\inf(Q)$  is rational, then  $S$  may fail to be a convention at exactly  $\inf(Q)$ .

- If  $Q' \subset Q \subset [0, 1]$ , then  $C(Q, g)$  is coarser than  $C(Q', g)$  for any  $g$ .

The atoms for  $q$  and  $1 - q$  coincide, except for some knife-edge cases. The following is a corollary to Observation 1.

**OBSERVATION 2.** *If  $q$  differs from  $d_i(g)/s$  for all  $s \in \{d_i(g) + 1, \dots, n - 1\}$  for all  $i \in N$ , then  $C(q, g) = C(1 - q, g)$ .*

This observation is useful as it means that understanding conventions that are robust to a set of small thresholds implies that we know the conventions for the case of large thresholds.

The non-nested nature of the conventions as one varies the threshold means that the atomic structure of a network can be subtle. For instance, it is possible for two nodes that are not linked to be in the same atom, since pairs of nodes that are structurally equivalent (have the same friends) are in the same atom regardless of whether they are linked. In fact, one can go even further: there are atoms in which none of the nodes in the atom have any neighbors in common. The example in Figure 5 shows such a situation, in which there are a number of nodes that are similar to each other in terms of positions in the network and so end up in the same atom, but none of the nodes in the atom even have a friend in common.<sup>18</sup>

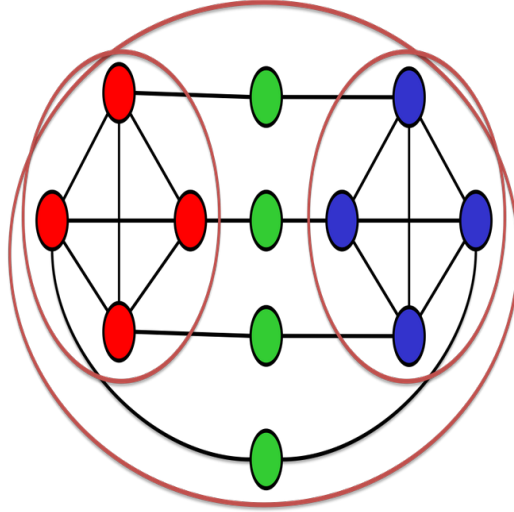


Figure 5: The partition into communities when  $q = 3/4$ . Note that there are three atoms, but the middle atom is never a convention on its own. In fact, none of the nodes in the atom are even connected to each other, nor do they even have any neighbors in common. However, those four nodes are structurally similar to each other in terms of having similar sorts of connections to the other atoms, which means that they always end up acting in exactly the same way.

<sup>18</sup>Thus, they are not structurally equivalent in the sense of [Lorrain and White \(1971\)](#) - these nodes satisfy a weaker form of similarity in position.

## 4 Community Structures in a Random Network Model

As we see above, atomic partitions can depend on network structure in non-obvious ways. Nevertheless, there is a lot that we can deduce about them in the standard class of random graphs that are considered in the community detection literature. It is the well-known class of random networks that exhibit natural divides between nodes: stochastic block models. Such a model has different ‘types’ of nodes (the blocks) and allows for tunable levels of homophily in the network for various combinations of types of nodes. These models are natural ones for modeling and analyzing homophily (e.g., see [Golub and Jackson \(2012a\)](#)).

We show that for  $q$ ’s that satisfy conditions relating to the frequencies of links that define blocks, the atoms are subsets of the blocks. Those  $q$ ’s correspond to behaviors whose thresholds are low enough to support behavior within a block, and high enough not to escape across blocks. We also show, that in contrast, for any fixed  $t$  and for low  $q$ ’s, the atoms coalesce to coincide with the whole network. This shows that the blocks only partly capture natural divisions in behavior and norms when behavior depends on *relative* ratios of friends taking the behavior; but if there is only some small threshold needed then behavior necessarily spreads across blocks.

As mentioned in the introduction, this provides new insight into the contrast between simple and complex behavior, which has usually been taken to be a distinction between thresholds of one versus more than one ( $t = 1$  versus  $t > 1$ ). Our results show that the real distinction comes at some higher threshold: a  $q$  that is at least as large as the relative fraction of links that people have across blocks. This is an important distinction, and one that is consistent with observations that some ‘complex’ behaviors diffuse widely (e.g., [Eckles, Mossel, Rahimian, and Sen \(2018\)](#)), since some ‘complex’ diffusions only require small numbers of friends adopting a behavior for spreading, while others require nontrivial fractions of an agent’s neighbors to adopt the behavior before the agent would. Our results provide a characterization of exactly which behaviors have atoms that remain within blocks and which other behaviors have atoms that spill across blocks.

### 4.1 Stochastic Block Models

A stochastic block model is a random graph in which nodes are separated into different ‘blocks’ such that the frequency of links depends only on the which block each of the nodes belongs to. So for instance, if there are four types of nodes - female Hispanic nodes, female Asian nodes, male Hispanic nodes, and male Asian nodes - then there would be a probability that any two given female Asians are friends with each other, a (possibly) different probability that any two given male Asians are friends with each other, and a possibly different probability that any given female Asian is friends with any given male Hispanic, and so forth.

We consider growing sequences of stochastic block models (as is standard in random graph theory), as that allows us to employ large-numbers reasoning to deduce properties of a typical realized network. Let  $n$  index a sequence of random graph models, tracking the number of nodes in the society, and let  $g^n$  denote a random network generated on these  $n$  nodes. The society

is partitioned into different types of people or nodes indexed by  $J(n)$ , with generic indices of types  $j \in J(n), j' \in J(n)$ , and associated cardinalities  $j(n)$ . Let  $\Pi(n)$  denote the associated partition of the nodes by types. Types refer to people with some combination of features; for instance age and gender (e.g., see the application in Section 7.2).

The probability that any pair of nodes of types  $j \in J(n)$  and  $j' \in J$  is given by some function  $p_{jj'}(n)$ , for which necessarily  $p_{jj'}(n) = p_{j'j}(n)$ . Links are independent across all pairs of nodes. Let  $d_{jj}(n) = p_{jj}(n)(j(n) - 1)$  and  $d_{jj'}(n) = p_{jj'}(n)$  denote the expected number of links of a type  $j \in J(n)$  to types  $j$  and  $j'$ , respectively, in society  $n$ , and  $d_j(n) = \sum_{j' \in J(n)} d_{jj'}(n)$  be the overall expected degree of a type  $j$  node.

We assume that there exists  $f(n) \rightarrow \infty$  such that  $d_{jj}(n) > f(n) \log(n)$  for all  $j$ . The condition that  $d_{jj}(n) > f(n) \log(n)$  for all  $j$  is a familiar one from random graph theory ensuring that nodes have enough links within their own blocks so that Chernoff bounds can be applied, but the required rate of growth is very slow, only being of order larger than  $\log(n)$ .

We say that a stochastic block model is *homophilous*, with respect to an upper bound on across block frequency  $\bar{q}$  and a lower bound on within block frequency  $\underline{q}$  such that  $1 > \bar{q} > \underline{q} > 0$ , if for large enough  $n$ :

- $d_{jj}(n)/d_j(n) > \bar{q}$  for each  $j \in J(n)$ , and
- $d_{jj'}(n)/d_j(n) < \underline{q}$  for each  $j' \neq j$ .

Homophilous stochastic block models are such that nodes expect to have more than  $\bar{q}$  of their friends within their own block, and less than  $\underline{q}$  of their friends in any other given block. This is a weak form of homophily since it only applies to the expected fractions of friends, and does not apply directly to the probabilities relative to the sizes of different groups.

## 4.2 Fraction-based Threshold Communities in Stochastic Block Models

We first show that  $q$ -based – ‘fractional’ – communities are subsets of the blocks in a block model when the blocks are sufficiently well-separated and the  $q$  falls between  $\underline{q}$  and  $\bar{q}$ .

**THEOREM 1.** *Consider a growing sequence of homophilous stochastic block networks with associated parameters  $\bar{q}, \underline{q}$ . For any compact  $Q$ ,  $Q \subset (\underline{q}, \bar{q})$  or  $Q \subset (1 - \bar{q}, 1 - \underline{q})$ , the partitions corresponding to  $C(Q, g^n)$  are weakly finer than the partition into blocks  $(\Pi(n))$  with a probability converging to 1 as  $n$  grows.<sup>19</sup>*

Theorem 1 implies that if there is homophily in a network, so that there are some characteristics that drive differences in linking probabilities, then the behavioral atoms will uncover the levels of division implied by that homophily, and possibly also can uncover further subdivisions

---

<sup>19</sup>One can see from the results of Golub and Jackson (2012b), for any finite  $n$ , without sufficient distinction between  $\bar{q}$  and  $\underline{q}$ , the blocks in a stochastic block model can blur together sufficiently as to be indistinguishable in terms of a spectral decomposition, but the level of distinction needed disappears as  $n$  grows.



that arise randomly in the network. In particular, Theorem 1 shows that behavior-based atoms are a subset of the blocks when the (robust)  $q$ 's defining influence are sufficiently high to ensure that blocks are closed (above  $\underline{q}$ ) and sufficiently low to ensure that the blocks are cohesive (below  $\bar{q}$ ). This ensures that each block is a convention (with a probability going to 1), and so the atoms are necessarily subsets of the blocks.

Theorem 1 does not rule out that behavioral atoms can be strictly finer. The blocks will be closed relative to any  $q > \underline{q}$ , and also  $\bar{q}$ -cohesive, and each block will always be a (robust) convention for any  $Q \subset (\underline{q}, \bar{q})$ . However, there can still exist a strict subset of a block that also happens to be closed and cohesive. The conditions in a block model are not sufficient to guarantee that links are uniformly spread within a block - randomly there can be divisions within a block - and in fact those often emerge as we show in the next section.

Before exploring that contrast, we show that if the density of links within a block is high enough, then the behavioral atoms do coincide with the blocks. The blocks have to be sufficiently distinguished so that contagion does not occur across blocks, but they also need to have a high enough internal density so that they coalesce and have no internal fissures. Under such conditions, for appropriate  $Q$ s, the behavioral atoms coincide with the blocks, as captured in the following corollary.

**COROLLARY 1.** *Consider a growing sequence of homophilous stochastic block networks with associated parameters  $(J(\cdot), j(\cdot), \Pi(\cdot), (d_j(\cdot))_j, \bar{q}, \underline{q})$ . If there exists  $\varepsilon > 0$  for which  $3\bar{q} > 1 + \underline{q} + 2\varepsilon + \frac{j(n)}{d_j(n)}$  for each  $j \in J(n)$ , then the partition corresponding to  $C([\underline{q} + \varepsilon, \bar{q} - \varepsilon], g^n)$  coincides with  $\Pi(n)$  with a probability going to 1 as  $n$  grows.*

The sufficient condition that  $3\bar{q} > 1 + \underline{q} + 2\varepsilon + \frac{j(n)}{d_j(n)}$  for each  $j$  - a ‘sparse-dense block model’ - requires a high level of connectedness within blocks. The condition on the density within blocks prevents blocks from fragmenting under a behavior has a threshold of no more than  $\bar{q} - \varepsilon$ . Having the behavior’s threshold be at least  $\underline{q} + \varepsilon$  ensures that the behavior does not leak across blocks and a convention can be sustained within a block. The blocks become robust conventions themselves and all robust conventions are supersets of the blocks.

The above results use standard stochastic block models, which have particular degree distributions (variations on Poisson distributions) since all nodes within a group face the same probabilities of linking with each other and all other nodes. As is well-known, many social and economic networks have degree distributions with fatter tails than a Poisson distribution. The results above extend to a more general set of “generalized stochastic block models” that allow for arbitrary degree distributions, and provide the formal statements and proofs in the Appendix in Section 8.1.

### 4.3 A Comparison of Behavioral Communities and Modularity-Based Community Detection Algorithms

An important distinction between our approach and standard community detection methods, is that for many networks - in particular, those not satisfying the density conditions in Corollary

1 – our method will find atoms that are subsets of the blocks while more standard methods will tend to identify the blocks. Networks end up with additional randomly generated structure that splits nodes apart in terms of their behaviors. The blocks are defined off of average frequencies of connections, while the behavioral atoms account for the frequency of connections in other subsets, which is essential when considering the potential equilibria of a behavior.

Thus, we illustrate how the communities that are found via the popular modular methods (e.g., the Louvain method of Blondel, Guillaume, Lambiotte, and Lefebvre (2008)), and our atoms can differ, and in particular how for some  $q$ 's our atoms are strictly finer than those modules.<sup>20</sup> In the case of block models, many modular methods will pick up the blocks and not subsets of those blocks (e.g., see Copic, Jackson, and Kirman (2009)). Those methods maximize some measure of the density of links within a community compared to those going out of a community.

We emphasize that the additional fineness of behavioral atoms capture true divides in the realized network that allow conventions to split blocks. The additional fineness is capturing real behavioral divides and thus are not defects in terms of defining atoms but real information that behavioral atoms convey that other methods do not.

We show that behavioral atoms can subdivide communities defined by standard community detection algorithms on a prominent data set (Add Health). We use the high school social network from Figure 4.

Figure 6 depicts the communities identified by a modularity-minimizing algorithm (specifically, the Louvain method for community detection, Blondel et al. (2008)) via the dotted outlines and color in subfigure (a), while the colors in the other panel represents the behavioral atoms for the  $Q = 1/2 \pm \varepsilon$  robust neighborhood of  $q = 1/2$ .

In Figure 6 we see that the behavioral atoms at this  $Q = 1/2 \pm \varepsilon$  level are almost always subsets of the modules and in a couple of cases split the modules/blocks into parts. This means that within those blocks it would be possible to have a robust convention that cuts across those blocks and has part of the block acting differently from the other part. This is an illustration of Theorem 1.

One interesting feature of Figure 6 is the orange atom in panel (b) is not connected. This is similar to the middle atom from figure 5. Here, the orange nodes nonetheless form an atom because they have similar shares of their neighbors in the white, pink, and green atoms, so that any conventions involving these larger atoms includes either all or none of the orange nodes. The Louvain method does not know how to categorize these nodes and ends up arbitrarily splitting them, while our method identifies them as an atom that will always act the same in any robust majority convention.

When we lower the  $q$ , as in Figure 7, then we see that the atoms actually go across the

---

<sup>20</sup>Again, another distinction is that behavioral communities change with the threshold and  $Q$ , while modular methods are just looking for higher internal than external density, rather than requiring specific conditions on those densities. There are some hierarchical community detection methods that can be made finer or coarser based on some cutoff parameter, but that cutoff is the just a number steps in the dividing algorithm rather than a parameter tied to behavior.

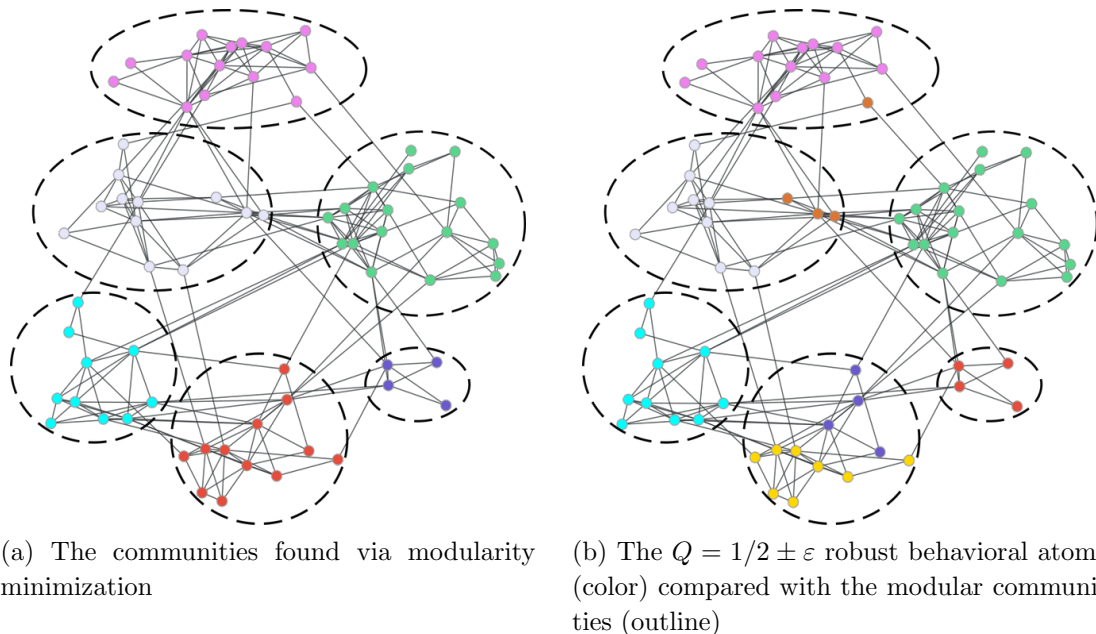


Figure 6: : Comparing the behavioral atoms to the communities found via the Louvain method of modularity minimization (Blondel et al., 2008). Nodes with no connections are omitted from the figures.

modules/blocks from the Louvain method. This happens for values of  $q$  that are lower than the frequency of some cross-block links. For behaviors with low thresholds, contagion will occur across blocks and so it is impossible to have atoms that are restricted to some blocks. For this network, a behavior that has a  $q = 1/4$  threshold cannot be contained by any blocks – and the atomic structure reflects that.

This is an important feature of our approach: the community structure varies with the behavior, and we can see which behaviors cut across blocks or standard modules and which ones do not. Modular methods can thus be very poor predictors of the possible norms of behavior, as for some thresholds behaviors will subdivide the modules and for others the behaviors will go cross modules.

#### 4.4 Absolute Threshold-based Communities in Stochastic Block Models

The conclusions in Theorem 1 are markedly different from what occurs in the absolute threshold ( $t$ ) setting. For any absolute threshold, as  $n$  increases, even for very sparse networks, behavior is contagious both within and across blocks and the whole society becomes the only convention.

**THEOREM 2.** *Consider some finite  $t > 0$  and a growing sequence of stochastic block networks.*<sup>21</sup>

<sup>21</sup>This result does not require that the stochastic block model be homophilous, nor does it require that there exists  $f(n) \rightarrow \infty$  such that  $d_{jj}(n) > f(n) \log(n)$  for all  $j$ .

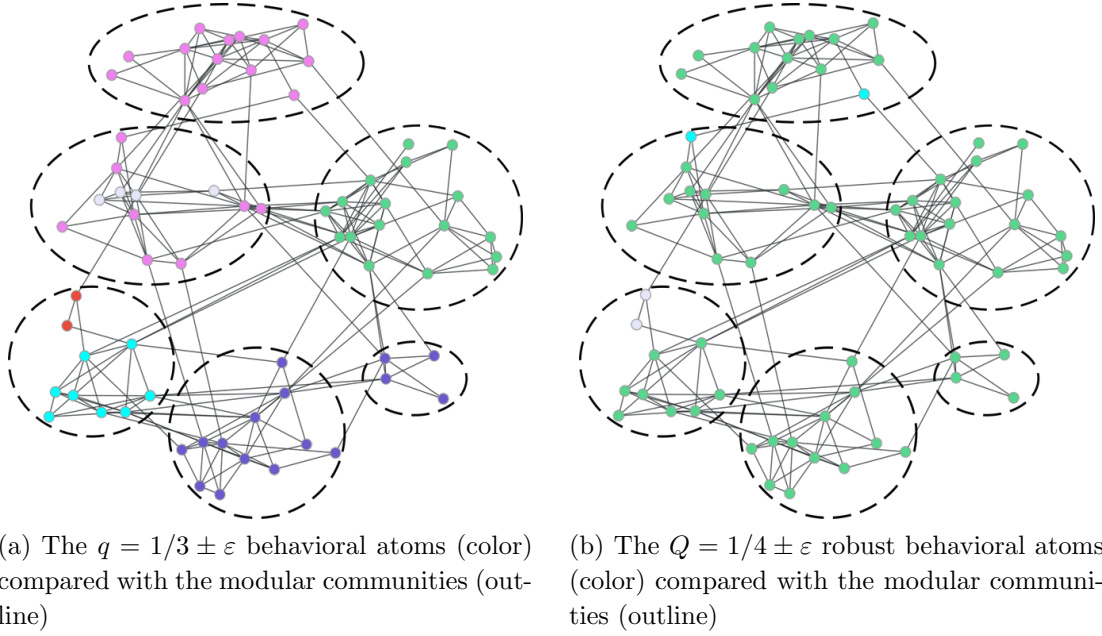


Figure 7: : Comparing the behavioral atoms for lower  $q$  to the communities found via modularity minimization. With low  $q$ , communities necessarily connect across blocks. It is only when  $q$  is above the cross-block density (as in Figure 6) that atoms fall within blocks.

If there exists  $\varepsilon > 0$  for which  $p_{jj'}(n) > (1 + \varepsilon) \left( \frac{t \log(n)}{n} \right)^{1/t}$  for each  $j', j$ , then with a probability going to 1 as  $n$  grows the partition corresponding to  $C(t, g^n)$  is the degenerate one generated by the atom of  $N$ .

Clearly, if  $p_{jj'}$  falls substantially below the threshold for enough  $jj'$  pairs then the graph will fragment. Provided the probabilities internal to blocks is large enough to generate conventions within the blocks, then the community structure will be non-degenerate.

More generally, Theorem 2 also has an analog for  $q$ 's that fall below the rate at which a node's links go between two blocks. We have seen this in several of our illustrations with low levels of  $q$ , for which the atoms cut across blocks. Effectively, a low  $q$  behaves very similarly to an absolute  $t$  in a growing sequence of networks.

This provides a more subtle but important distinction between what has been called “simple” versus “complex” contagion in the literature (e.g., Centola et al. (2007); Centola (2010)), noting that contagion that has  $t = 1$  can behave differently from behavior with  $t > 1$ . Our results show that the meaningful distinction is between whether  $t$  is large enough to be a nontrivial fraction of a person's degree - essentially a large enough proportional  $q$  rather than a smaller threshold. It is not requiring multiple friends rather than just one taking an action that is the key, but whether the fraction of friends required to trigger behavior is large enough to have to concentrate within communities.

We prove Theorem 2 by proving Theorem 4 about random graphs, which appears in the

appendix and is of independent interest. We prove that  $(1 + \varepsilon) \left( \frac{t \log(n)}{n} \right)^{1/t}$  is in fact a strong threshold (in the sense defined in random graph theory) for the existence of a nontrivial set of nodes being  $t$ -closed – so that all nodes outside the set have fewer than  $t$  connections into the set. We show how this relates to what are known as  $k$ -cores of random graphs. We could not find Theorem 4 in the graph-theory literature, so we have proven it directly. Our method of proof appears to be new and may be of independent interest.

## 5 Using Knowledge of the Atoms to Seed a Diffusion Process

In this section we explore how knowledge of the atoms helps in seeding a diffusion. Specifically, the optimal seeding problem that we consider is: Given a social network  $g$ , a behavioral threshold  $q$ , and an initial budget of  $k$  nodes to be chosen as “seeds,” find a set of  $k$  initial adopters which leads to the largest number of nodes in  $g$  eventually adopting the behavior. The behavior of nodes is presumed to be as follows

1. The seeds are given the new technology or behavior and tentatively adopt it.
2. Repeatedly (for up to  $n - k$  iterations), other nodes best respond to their neighbors’ actions, with new nodes adopting the new behavior once at least  $q$  of their friends have adopted.
3. Seeds that have a fraction of less than a fraction  $q$  of their neighbors adopting the new behavior at the end point of step 2, drop the new behavior.
4. If any seeds drop the behavior, then their neighbors (including neighboring seeds) iteratively best reply until an overall convention is reached.

The complementarities in behaviors mean that this process is well-defined and will end in a finite number of steps. The process grows in numbers of adopters in steps [1] and [2], but then stays only if it really reaches a convention. Otherwise, the behavior shrinks back downwards under steps [3] and [4] until a convention is hit.

This process presumes that the seeds will stick with the technology or behavior only if it eventually reaches enough of their neighbors to make it worthwhile for them to maintain the behavior. This fits well with coordinations on technologies and behaviors. An alternative is to presume that seeds will stick with the behavior regardless of their neighbors’ choices, which may fit better for applications such as seeding a vaccination campaign, where one cannot get un-vaccinated. <sup>22</sup>

---

<sup>22</sup>If instead of looking at the resulting conventions, one presumes that seeds never drop the behavior, then the only change in Theorem 3 is that the random seeding results in only the seeds adopting the behavior with a probability converging to 1 as  $n$  grows.

We state the results below for the first case, and then comment on the second case, which is a direct extension.

As mentioned in the introduction, the computer science literature has looked at optimal seeding problems that superficially might seem similar to ours, originating with [Kempe et al. \(2003, 2005\)](#) and given a general treatment in [Moscell and Roch \(2010\)](#). Like ours, these papers ask which nodes should be seeded to maximize the spread of contagion. However the models of contagion are fundamentally different. Their papers assume that the function mapping a node’s neighbors’ behaviors into that node’s behavior (what they call the activation functions) are submodular – so that the more of a node’s neighbors are already adopting, the smaller the increase in the likelihood of adoption from having an additional neighbor adopt. That assumption clearly fails in our setting. While this local submodularity assumption may fit certain cases such as the spread of disease, it does not hold in contexts where agents are deliberately coordinating with their neighbors, since coordination induces a natural complementarity in the effects of neighbors’ adoption decisions. If one only wishes to adopt a technology if a majority of one’s friends do and one has a nontrivial number of friends, then it is some friend well beyond the first who has the most influence, clearly violating submodularity.

This is important since the algorithms from the previous literature are adaptations of well-known algorithms for submodular optimization, and fail to work in our setting. Here, several seeds need to be placed close together to get this sort of contagion process started. This is the key difference from submodularity, where the largest marginal gain is always from the incremental seed, and so one just searches for which seed has the largest marginal impact at the moment. Instead, in our setting, a group may have no marginal impact until all of them are seeded, and then they have a large impact.

We provide a new algorithm that works by first understanding the atomic structure, and then greedily seeding based on that atomic structure. This shows how useful the atoms can be, and is designed to work in non-submodular settings.

The loss of local submodularity does not make the optimal seeding problem less complex: just as in the submodular case (e.g., [Kempe et al. \(2003\)](#)), our optimal seeding problem is NP-hard. Moreover, in our setting even the constant-factor polynomial-time approximations that are the focus of [Kempe et al. \(2003\)](#) are impossible. Thus, although we cannot offer an efficient, fully optimal solution to the seeding problem, we can show that the behavioral atoms inform the following intuitive heuristic for the seeding problem, and that this approach offers significant improvements over random seeding as well as seedings that are based on standard community-detection algorithms.

**Algorithm 1** (An Atom-Based Seeding Algorithm).

1. Find the  $q$ -atoms of  $G$ . Order them  $A_1, A_2, \dots, A_m$ .
2. For each atom  $A_i$ , find the minimal number of seeds needed to turn the entire atom on.



Call this the cost of the atom,  $c_i$ .<sup>23</sup>

3. Greedily seed the atoms in decreasing order of the size-to-cost ratio  $|A_i|/c_i$  until we have used all  $k$  seeds (skipping over any atoms that have seeding cost in excess of  $k$ ) or there are not atoms left that can be seeded with the remaining number of seeds.
4. If there are seeds left over, select seeds uniformly at random from the set of nodes which are not in the  $q$ -closure of the set of seeds already selected.

In order to run this algorithm one needs a procedure to find the atoms, and so we describe an approximation algorithm which finds the atoms with high probability in Section 8 of the appendix.

The following theorem shows that in a class of stochastic block models, if there are enough seeds to optimally seed behavior in part but not all of the network, then the atom-based algorithm defined above leads to full spread of the behavior across a number of blocks, while random seeding will not lead to the adoption of the behavior by any nodes (other than the seeds).

Let us say that a sequence of stochastic block models with associated types  $J(n)$  is *symmetric* if there exists a function describing the size of blocks as a function of  $n$ ,  $m : \{1, 2, 3, \dots\} \rightarrow \{1, 2, 3, \dots\}$ , such that  $j(n) \in \{m(n), m(n) - 1\}$  for all  $n$  and  $j \in J(n)$ . This requires that blocks have approximately the same number of nodes.

**THEOREM 3.** *Consider a growing sequence of symmetric and homophilous stochastic block networks with associated parameters  $(m(\cdot), d(\cdot), \bar{q}, \underline{q})$  and a behavioral threshold  $q$  such that  $\underline{q} < q < \bar{q}$ . Suppose that there exists  $\varepsilon > 0$  such that for each  $n$ :  $3\bar{q} > 1 + \underline{q} + 2\varepsilon + \frac{m(n)}{d(n)}$  (which implies that Corollary 1 applies). If a number of seeds,  $S(n)$ , is such that  $(1 + \varepsilon)q \frac{m(n)}{\bar{q}} < S(n) < (1 - \varepsilon)qn$  for each  $n$ , then the atom-based (greedy) seeding results in at least  $(m(n) - 1) \lfloor \frac{S(n)\bar{q}}{m(n)(1 + \varepsilon)q} \rfloor$  nodes adopting the behavior with a probability converging to 1 as  $n$  grows, while a random seeding results in no nodes adopting the behavior with a probability converging to 1 as  $n$  grows.*

Theorem 3 considers a setting with enough seeds to get behavior to spread through at least one atom ( $S(n) > (1 + \varepsilon)q \frac{m(n)}{\bar{q}}$ ), but few enough seeds so that less than full infection is possible ( $S(n) < (1 - \varepsilon)qn$ ). Here, the atom-based seeding infects a significantly larger number of nodes compared to the number of seeds used. In contrast, a random seeding tends to spread the seeds across atoms, without concentrating enough seeds in any atom to get behavior to spread at all. The ratio of the resulting behavior adoption from atom-based over random seeding heads to infinity (or involves a division by 0) with a probability going to 1 in  $n$ .

More generally, with a random seeding in such a setting, the fraction of all nodes that would have to be seeded would need to approach  $q$ , as otherwise the fraction of nodes that would have at least  $q$  of their neighbors adopting would be 0.<sup>24</sup> Thus, with non-trivial thresholds for

<sup>23</sup>Note that step 2 can be accomplished by brute force computation if none of the atoms is too large.

<sup>24</sup>This can be proven with Chernoff bounds.



complex contagion, seeding must be done judiciously based on network structure in order to be cost-effective.

In the setting of Theorem 3, the only difference between optimal and greedy atom-based seeding is that there can be some graphs for which seeding several atoms that collectively have many connections to other atoms can induce people to adopt the behavior in those other atoms. Thus, the fully optimal algorithm would not greedily choose the atoms, but would consider all possible combinations of the atoms to see if some of them would result in additional atoms being induced to adopt the behavior. Thus, the fully optimal algorithm would also be based on atoms, but would consider benefits of seeding various combinations of them, whereas our simpler algorithm chooses atoms greedily.

Comparing this to the results of Akbarpour et al. (2017), we see that when contagion is “complex”, so that contact with more than one infected node is needed, then the reach attained by random seeding can converge to 0 as a fraction of the reach via atom-based seeding.<sup>25</sup>

While we state the result in the context of a symmetric block model, the result extends beyond such settings and the intuition should be clear: seeding such complex behavior requires concentrating enough seeds in neighborhoods of other nodes to exceed the behavioral threshold, and thus specific patterns of seeding are needed to achieve an optimum and the atoms provide the critical information about the necessary patterns. Random seedings in this sort of situation are much more wasteful and either fail to achieve contagion, or else require a seeding that saturates the network at a much higher level. This is quite different from simple contagions, like a flu.

To see how the comparison of different seeding techniques work in a network from real data rather than a symmetric block model, we compare seeding techniques on a sample of ten networks in Indian villages from the Banerjee, Chandrasekhar, Duflo, and Jackson (2013) data set. This gives a fuller impression of the advantages of atom-based seedings, than the lower bounds from Theorem 3. In addition, we not only compare our atom-based seeding to a random seeding, but also to a seeding technique that is otherwise similar to ours but instead of using atoms it uses a standard community algorithm to define the units that are used in step 1 of the algorithm. Specifically, we use the Louvain method of identifying communities, as it is the state-of-the-art modular method. We show how the comparison varies with  $q$  in Figure 8.

We find that for very low values of  $q$  the three methods are all quite similar, as concentrating seeds makes little difference and behavior spreads widely regardless of the network structure. As we increase  $q$ , random seeding quickly fails to concentrate seeds closely enough to attain any adoption. The Louvain-based method does nearly as well as the atom-based method up to nearly  $q = .4$ , but then above that level, its communities no longer correspond to how people influence each other in the network and it performs significantly worse than our atom-based seeding; and above .5 the Louvain method converges to be as bad as random seeding, while the atom-based seeding still yields a nontrivial fraction of the optimum, orders of magnitude more

---

<sup>25</sup>An alternative implication of the result is that one would need at least  $Kqd(n)$  random seeds before one gets to the same infection rate as the optimal seeding, where  $Kqd(n)/S(n)$  can then be bounded away from 1, and so this contrasts with the results of Akbarpour et al. (2017).

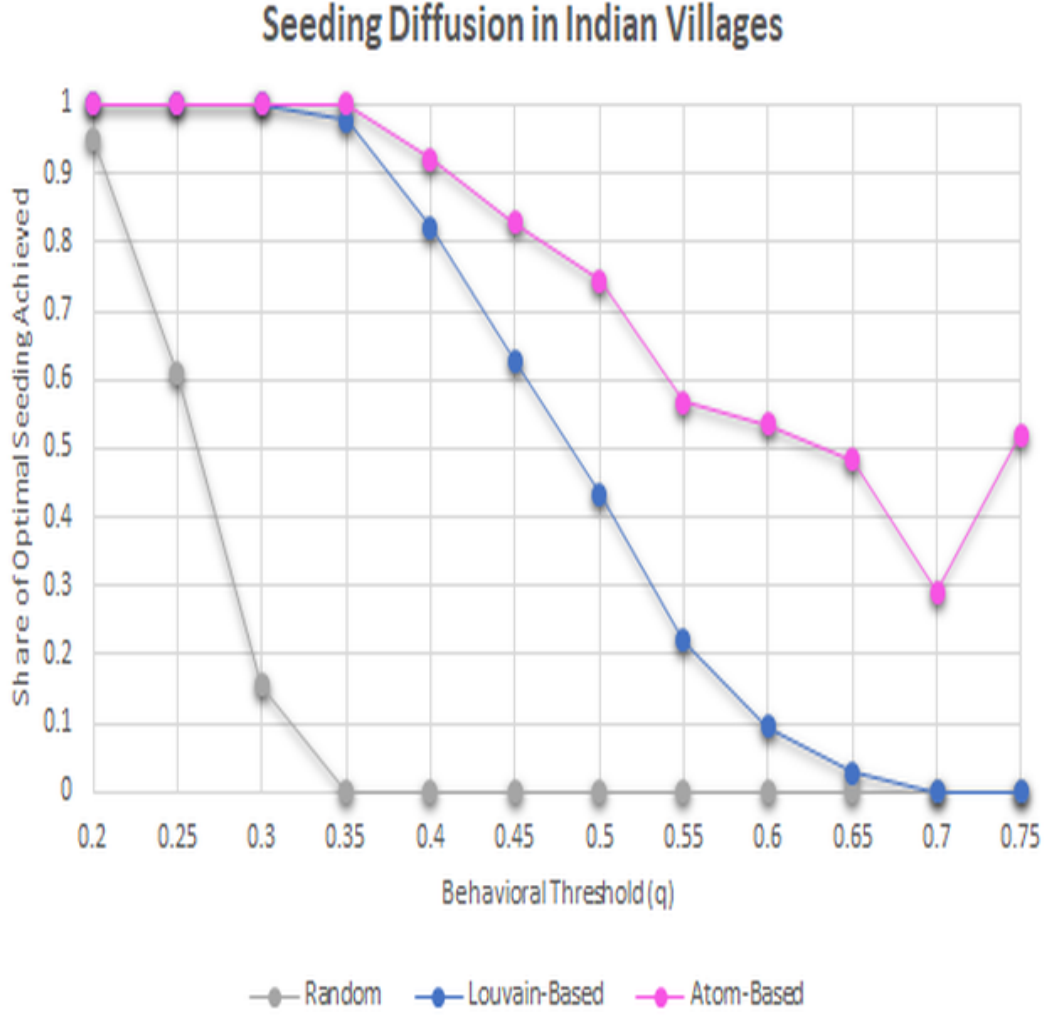


Figure 8: Comparing the spread attained by our atom-based vs. random seeding and Louvain-based seeding as we vary  $q$  (average over 10 Indian villages, each with approximately 150 households (nodes) and using 6 seeds). The results are listed as a fraction of the fully optimal seeding (which can be computed via an exhaustive (time-expensive) search). We start at .2 since below this level behavior spreads easily and widely regardless of the methods. We stop at  $q = 0.75$  since beyond this point it becomes impossible to sustain any adoption in most of the villages even with optimal seeding.

than the Louvain-based method.<sup>26</sup> We see this in Figure 8.

This makes clear the advantage our atom-based approach has over a standard community-based approach that does not adjust based on any behavioral outcome.

<sup>26</sup>The resurgence of our method at 0.75 (the ‘v-shape’ coming back up between .7 and .75) arises because at that point even optimal seeding drops dramatically to yielding only a small amount of participation and our atoms find half of it, and so the gap between atom-based and optimal seeding shrinks.

Our algorithm can be improved upon in some settings, since sometimes seeding several atoms will lead to contagion to other atoms, and so one can then alter the algorithm to see which combinations of atoms trigger other atoms, and then to incorporate that into the decision of which atoms to seed rather than just seeding greedily. The most efficient structure of practical algorithms is a subject that we leave for further research.

## 6 Inferring Network Information - Atoms and Blocks - from Observed Conventions: A Variation of the Chocolate Bar Theorem

Network data can be costly to acquire, and so it can be useful to infer information about an unobserved network (e.g., see [Breza, Chandrasekhar, McCormick, and Pan \(2017\)](#)). In this section we discuss how seeing a number of conventions of behaviors allows us to infer the atoms, which then provide valuable network information (e.g., the densities of links within and across different groups of agents can be inferred from the atomic structure). For example, suppose that  $q = 1/2$  and that one can observe a variety of choices by people between pairs of technologies for which they prefer to use the technology that most of their friends use (e.g., video games, operating systems, software, apps, etc.). If one observes enough of those behaviors, then one can recover the atoms, and then predict the possible conventions for some new choice between two technologies, and even implement our atom-based seeding algorithm (as under Theorem 3 one does not need to know the network within the atom to achieve the bound).

Consider an (unobserved) network  $g$  and some  $q$ . Let  $J$  denote the number of atoms associated with the threshold  $q$ , and assume that any convention is the union of a set of atoms, and that any union of atoms forms a convention. What is the minimal number of conventions on past behaviors that is required to recover full knowledge of the  $J$  atoms? It turns out that the minimal number of conventions needed to recover the  $J$  atoms (or blocks, if Corollary 1 applies) is  $\lceil \log_2(J) \rceil$ .

This is a tight bound and is much faster than the  $J - 1$  obtained under the well-known “chocolate bar theorem,” which one might have superficially conjectured to be the answer. In our application, instead, the conventions can be overlapping - each break can end up splitting many of the previous pieces.<sup>27</sup> For instance, if one has  $J = 8$  atoms - labeled  $\{1, 2, \dots, 8\}$ , one can list a convention simply by listing which atoms are in the convention (adopting the behavior) - for instance  $\{1, 2, 5, 6\}$  indicates a convention where the people in atoms 1, 2, 5 and 6 all adopt the behavior and the people in the other atoms do not. In particular, the three

---

<sup>27</sup>The chocolate bar theorem asks how many linear breaks it takes to split a rectangular chocolate bar into an even number,  $J$ , of equal-sized rectangles, when one can only break one given piece at a time. It is easy to see that the answer is  $J - 1$  by induction (each break only gives one more piece than one had before). In our situation a new break can split many of the previous pieces at the same time - a new convention can criss cross all the previous conventions - so it would be as if one could stack the pieces of the chocolate bar and break them all at once - so it breaks as a power of two rather than linearly, one at a time.

conventions  $\{1, 2, 3, 4\}$ ,  $\{1, 2, 5, 6\}$ ,  $\{1, 3, 5, 7\}$  identify all of the atoms: for any two atoms there is at least one of the conventions such that one of the atoms is in the convention and the other atom is out.<sup>28</sup>

We can also ask how many conventions one would typically need to see in a case where one cannot expect to see the minimum number, but instead expects the conventions to be randomly generated. In particular, consider a set of conventions that are independently formed by randomly having each atom adopt the behavior with prob  $1/2$ . If  $k$  such randomly drawn conventions are observed, then the chance that any two atoms are not split by any observed convention is  $2^{-k}$ . The expected number of pairs that are not split is

$$\frac{J(J-1)}{2} \frac{1}{2^k}.$$

By Markov's inequality the probability that all pairs are split is at least

$$1 - \frac{J(J-1)}{2^{k+1}}.$$

In the limit, this bound becomes tight in that the probability that exactly one pair is not split tends to  $\frac{J(J-1)}{2^{k+1}}$ , as the chance that this happens to more than one pair vanishes as  $k$  grows. If  $k > 2\log_2(J) - 1$  then this is more than  $1/2$ , and converges to 0 exponentially in  $k + 1 - 2\log_2(J)$ . Thus, the number of randomly generated conventions that one needs to see to be able to identify all of the atoms is not much more than double the minimal number needed.

We collect these observations in the following proposition.

**PROPOSITION 1.** *Consider a network and  $q$  and let  $J$  denote the number of atoms associated with  $q$ . If every convention is some union of atoms and any union of atoms forms a convention, then the minimum number of  $q$ -conventions that one needs to see to be able to recover all of the atoms is  $\lceil \log_2(J) \rceil$ . Moreover, if one observes  $k$  randomly generated  $q$ -conventions (with each atom in or out independently with probability  $1/2$ ), then the probability that one can infer all of the atoms is at least  $1 - \frac{J(J-1)}{2^{k+1}}$ .*

Thus, if one can observe a set of different conventions for a collection of  $q$ 's that generate the same atoms, then seeing  $\lceil \log_2(J) \rceil$  different conventions is enough to identify all the atoms/blocks even without knowing anything about the network. The second part of the result implies that if the conventions are randomly generated, and one sees at least  $k$  conventions, where  $1 - \frac{J(J-1)}{2^{k+1}} > .95$ , then one would be more than 95 percent sure of being able to exactly identify all of the atoms. This is satisfied, for instance if  $k > 3.322 + 2\log_2(J)$ .

It is worth pointing out that the logic behind the proposition extends to infer all of the atoms, even without knowing how many atoms there are (i.e., without knowing  $J$ ). In particular, suppose that one sees a random sequence of conventions (with each atom in or out independently with probability  $1/2$ ). Eventually, new conventions will stop generating new atoms. Once one sees a number of conventions in a row that do not generate any new atoms, then one can be

---

<sup>28</sup>The proof that the minimal number is  $\lceil \log_2(J) \rceil$  is an extension of this example and left to the reader.

increasingly certain that one has recovered all of the atoms. This happens at a rate that we can make precise, as follows.

Consider seeing a sequence of randomly generated conventions and let  $J(k)$  be how many different atoms have been generated by the first  $k$  conventions. If  $J > J(k)$ , then the probability that  $J(k + \ell) = J(k)$  is no more than  $1/2^\ell$ , since each new convention has a chance of  $1/2$  of splitting any two atoms that have not yet been split. So, for instance, starting from any  $k$ , under the null hypothesis that  $J > J(k)$ , the probability of observing seven additional conventions that generate no new atoms is no more than  $1/128$ : less than 1 percent.

## 7 Estimating Behavioral Thresholds

To close, we discuss how to infer the behavior threshold  $q$  (or  $t$ ) from observation of a network and agents' decisions to adopt a behavior.<sup>29</sup> We discuss one approach for estimating  $q$  in this section and two more based on different models of errors and heterogeneity in Supplementary Appendix 8.3.<sup>30</sup>

### 7.1 Estimating $q$

To fix ideas, we begin with the case in which there is no noise and an exact equilibrium is observed. We observe a network and a convention and wish to estimate a  $q$ .

Let  $N_{on} = \{i \mid i \text{ adopts}\}$  be the set of adopting nodes and  $N_{off}$  be its complement. For each agent  $i$ , let  $s_i$  be the share of  $i$ 's neighbors who adopt the behavior. Let  $S_{on} = \{s_i \mid i \text{ adopts}\}$  be the realized frequency distribution of shares  $s_i$  for the players adopting the behavior, and let  $S_{off} = \{s_i \mid i \text{ not adopt}\}$  be the analog for the players not adopting.

---

<sup>29</sup> Here we work *under the assumptions of the model*. As is well-known (e.g., see the discussion in [Aral et al. \(2009\)](#); [Bramoullé et al. \(2009\)](#); [Goldsmith-Pinkham and Imbens \(2013b\)](#); [Jackson et al. \(2017\)](#); [Badev \(2017\)](#)), homophily and other unobserved characteristics can confound behavior, and so working from an empirically observed convention might confound a behavior. This does not impact any of the definitions up to this point in the paper, since the objective of our atomic analysis was to define atoms and communities based on which combinations of behaviors can be supported in settings with strategic complements. However, when estimating  $q$  from observed behavior, then what is driving behavior matters. In a supplementary appendix we discuss the challenges of distinguishing threshold behavior from homophily and offer some suggestions for more general estimation in cases where the  $q$ s may depend on some unobserved characteristics. The techniques presented in this section could augment experiments (e.g., [Centola \(2011\)](#)) or suitable instruments (e.g., [Aral and Nicolaides \(2017\)](#)), to estimate preferences causally.

<sup>30</sup> Since we work with threshold behavior rather than a continuous influence (such as a linear-in-means model as in [Manski \(1993\)](#); [Bramoullé, Djebbari, and Fortin \(2009\)](#) or a nonlinear, but constant marginal influence models such as in [Brock and Durlauf \(2001\)](#)), our approach is different from existing methods. [González \(2017\)](#) estimates peer effects in a threshold model by using regression fits of dummy variables for various ranges of influence, which is an indirect or reduced form way of fitting a variation of the model we examine. We instead estimate parameters directly from modeling the error structure on behavior and finding parameters that minimize a function of those errors.

For an equilibrium convention, there will be perfect separation of the of the observed  $s_i$ 's between adopters and non-adopters, with  $q$  satisfying:

$$\max S_{off} < q \leq \min S_{on}.$$

To illustrate, Figure 9 depicts an Erdos-Renyi network with 200 nodes and an associated equilibrium for a threshold of  $q = 2/5$ , where nodes are labeled as pink if they have adopted.

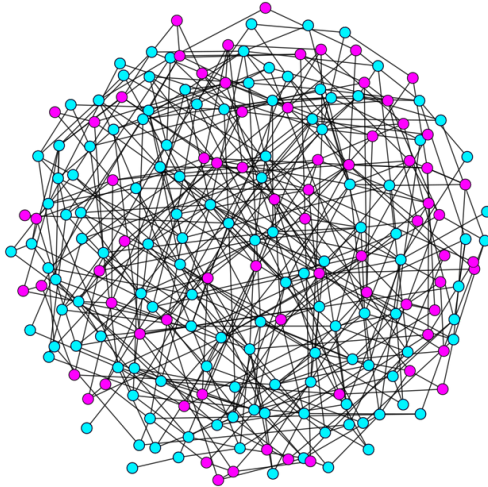


Figure 9: A convention for  $q = .4$  on an Erdos-Renyi Network with 200 nodes

This equilibrium in Figure 9 has the corresponding frequency distributions  $S_{on}$  and  $S_{off}$  shown in Figure 10. Observe that  $q = 2/5$  perfectly separates the distributions.

Of course, in most empirical applications, there is likely to be heterogeneity in preferences and noisy behavior, so that the observed set of adopters may not form a convention for any single  $q$ , and the frequency distributions of the  $s_i$ 's for the adopters and non-adopters might overlap. We adapt the model to account this in three different ways - one in this section and two others in the appendix.

A simple way to allow for noise is to introduce a probability  $\epsilon > 0$  with which each agent makes an “error” and chooses his or her adoption decision independently from what is predicted the threshold  $q$  and by the behaviors of his or her friends.<sup>31</sup> We illustrate this process by perturbing the convention on the network from Figure 9 with  $\epsilon = 1/5$  and  $q = 2/5$ .

This perturbation wherein  $1/5$  of the agents choose randomly generates the modified frequency distributions  $S_{on}$  and  $S_{off}$  that overlap as pictured in Figure 11. The true behavioral threshold  $q = 2/5$  still ‘approximately’ separates the distributions, in that most of  $S_{off}$  lies below  $q$  and most of  $S_{on}$  lies above it.

---

<sup>31</sup>This is similar to a quantal response equilibrium, but without the need to introduce beliefs and Bayesian reasoning in our setting. Alternatively, one could also define an “error” to be that agents simply reverse what they should do according to  $q$  and their friends’ behaviors. Those techniques would result in similar results.

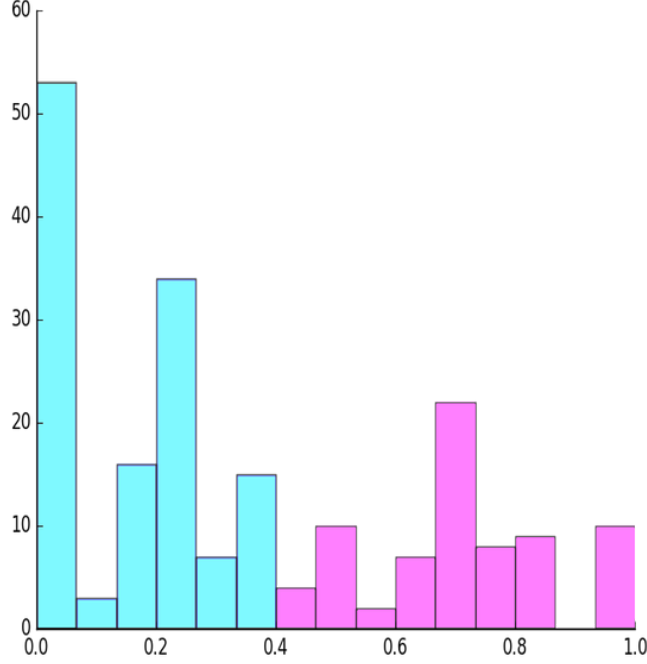


Figure 10: Distributions of on-neighbor shares for nodes adopting (pink) and not adopting (blue) from the network pictured in Figure 9. The distributions sandwich the equilibrium threshold of  $q = .4$ .

Given this sort of noisy behavior, the straightforward way to estimate  $q$  is to choose the  $q$  for which the largest number of agents are behaving consistently with a coordination threshold of  $q$  and the fewest numbers of agents who are necessarily making ‘errors’ and acting independently. In particular, consider a statistic that for each  $q$  counts how many nodes behave *inconsistently* with a  $q$  threshold:

$$T(q) = |N_{on} \cap \{i : s_i < q\}| + |N_{off} \cap \{I : s_i \geq q\}|.$$

A  $\hat{q}$  that minimizes  $T(q)$  minimizes the number of deviations from equilibrium behavior, and so finds a  $q$  that best fits the behavior with the smallest number of ‘errors’ in the way that people choose their behavior.<sup>32</sup>

Though we have only discussed estimation in the relative threshold  $q$  case, the approach above extends directly to the absolute threshold ( $t$ ) case by substituting the number of  $i$ ’s friends taking the action rather than the share (replace  $s_i$  with  $s_i \times d_i$ ) and then substituting  $t$

<sup>32</sup> One could also jointly estimate  $\epsilon$  and  $q$  by Bayesian methods, and then presuming a prior with most weight on small errors (well below  $1/2$ ), the resulting  $\hat{q}$  will also asymptotically be an approximate minimizer of  $T$ . If one believes that  $\epsilon$  is large, then one could alternatively jointly estimate  $q, \epsilon$  via maximum likelihood, which could then produce larger  $\epsilon$ ’s than the minimizer.



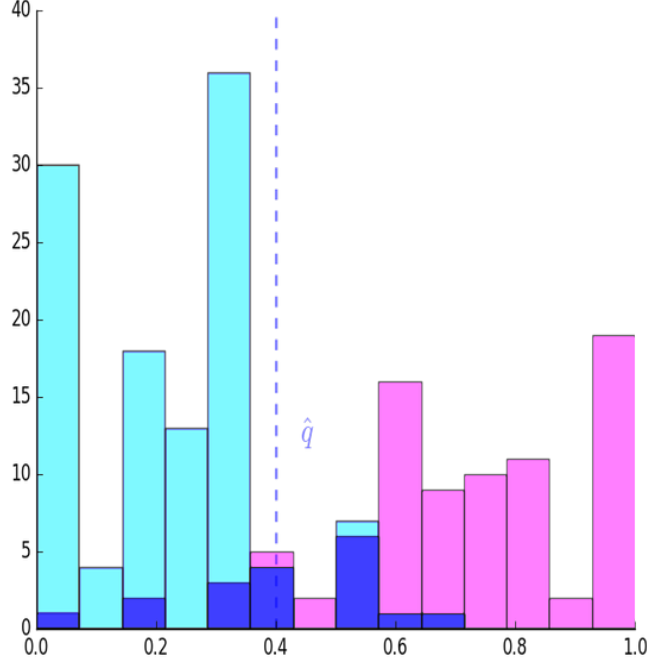


Figure 11: Distributions of ‘on’-neighbor shares for nodes adopting in pink and those not adopting in blue.

for  $q$ :

$$T(t) = |N_{on} \cap \{i : s_i \times d_i < t\}| + |N_{off} \cap \{I : s_i \times d_i \geq t\}|.$$

### 7.1.1 An Illustration of Estimating $q$

We illustrate the above technique by applying it to the most famous example from the community detection literature: Zachary’s Karate club. This club spit into two pieces, with some of its members breaking off to form a new club. The split is pictured in Figure 12.

We can consider the coordination game in which people prefer to split off if and only if at least a share  $q$  of their friends do. We can then estimate  $q$  using our technique from above by comparing  $S_{on}$  and  $S_{off}$ , as pictured in Figure 13.

To estimate  $q$ , we calculate the value of our “mistakes” statistic  $T$  at various potential thresholds:

We see that  $T$  is minimized for  $q$  between 0.4 and 0.45. The set of  $q$  that minimize  $T$  will generally be an interval, since “on”-neighbor shares must vary by discrete multiples of the inverse of the least common product of the nodes’ degrees; but the size of the interval will shrink as degree heterogeneity and the size of the network grow. This interval serves as an estimate.

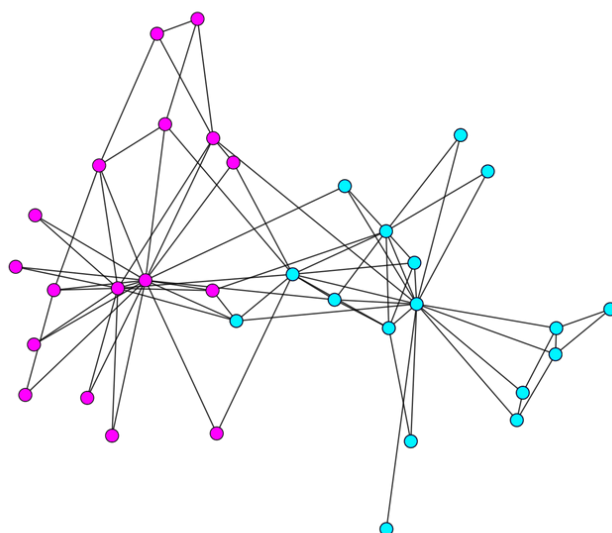


Figure 12: Zachary's Karate Club: the pink nodes are those who split off from the club while the blue nodes stayed.

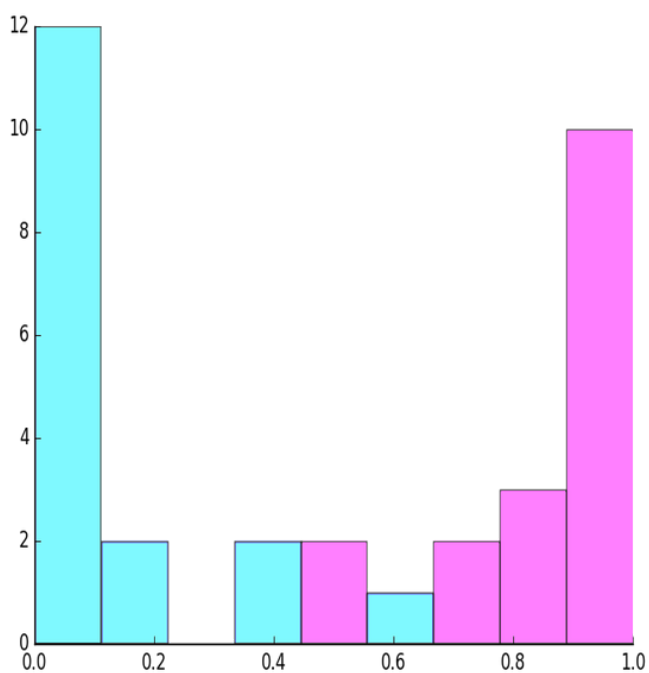


Figure 13: The distribution of neighbors who split off from the club: Those who split off had most of their friends also split, while those who stayed had fewer friends who split off.

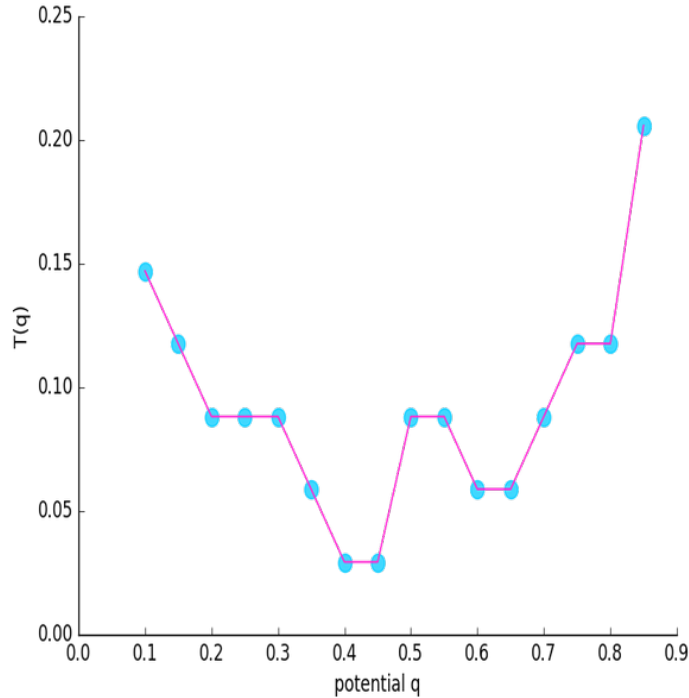


Figure 14: The fraction of nodes that would have to be deviating from coordination if the true threshold were  $q$  for various values of  $q$ .

## 7.2 Testing Relative vs Absolute Thresholds

We next use the statistic  $T(\cdot)$  defined above to evaluate whether a relative,  $q$ , or absolute,  $t$ , threshold model better fits the observed adoption decisions.<sup>33</sup>

If every person has the same degree, then the two models are interchangeable – every  $q$  has an equivalent  $t$ . However, networks in which degree varies across people, then the two models diverge. In the relative model a higher degree person requires more friends taking the action than a lower degree person in order to want to take the action. In the absolute threshold model, the number of friends needed to induce a person to take the action is independent of the degree. This is the key to identifying which model better fits the data.

To illustrate how the two models lead to different predictions and can be distinguished, we apply the procedure to data on smoking decisions in a high school social network from the Add Health data set.<sup>34</sup>

Figure 15 pictures smoking in a high school social network: pink nodes represent students

<sup>33</sup>Previous work on testing for different models of peer influence have looked at whether it is information or influence (e.g., Banerjee, Chandrasekhar, Duflo, and Jackson (2013)) or whether it is a simple or complex contagion (e.g.,  $t = 1$  versus  $t > 1$  Centola (2011); Mønsted et al. (2017)). Here we are testing different types of influence against each other.

<sup>34</sup>For a more detailed analysis of smoking and friendships in networks, see Badev (2017).

who said that they had smoked a cigarette in the past twelve months, while blue nodes represents student who had not. The excerpt of a subset of students makes the patterns of adjacency among smokers and among non-smokers clearer.

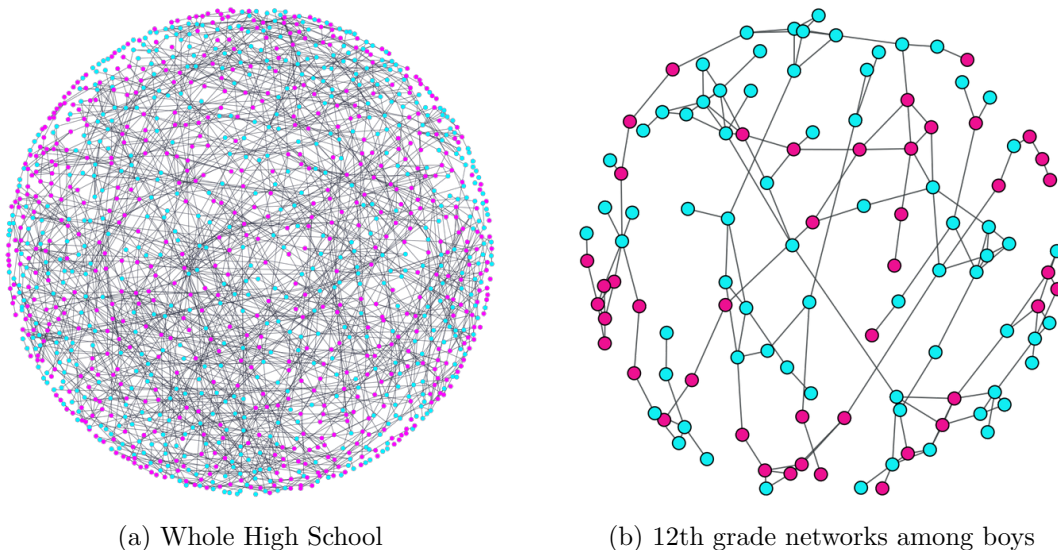


Figure 15: Smoking Adoption in a high school social network. In (b) we see a selection of the smallest group, where the network patterns become clearer and one can see that smokers have more smoking friends, and non-smokers have more non-smoking friends.

We can compare how well the best-fitting absolute and relative thresholds divide the distributions of on-neighbor shares and numbers, respectively.

The best-fit estimate of a relative threshold is  $\hat{q} = 0.55$ , which gives  $T(\hat{q})/n = 0.36$  - so 36 percent of the students acting in ‘error’; and the best-fit absolute threshold is  $\hat{t} = 2$ , which gives  $\hat{T}(\hat{t})/n = 0.4$ .

In this network there are  $n = 1221$  students. The relative threshold  $\hat{q} = 0.55$  results in 438 students who are not acting according to the predicted action based on the best fitting relative threshold, while the absolute threshold  $\hat{t} = 2$  has 486 students who are not acting according to the predicted action based on the best fitting absolute threshold - or an extra 48 students, which is four percent of the population. The relative threshold model thus better predicts behaviors than the absolute threshold.

Distinguishing the two models statistically can be thought of as follows. Letting  $z$  be the number of students who are not acting in accordance with the threshold, the chance of matching

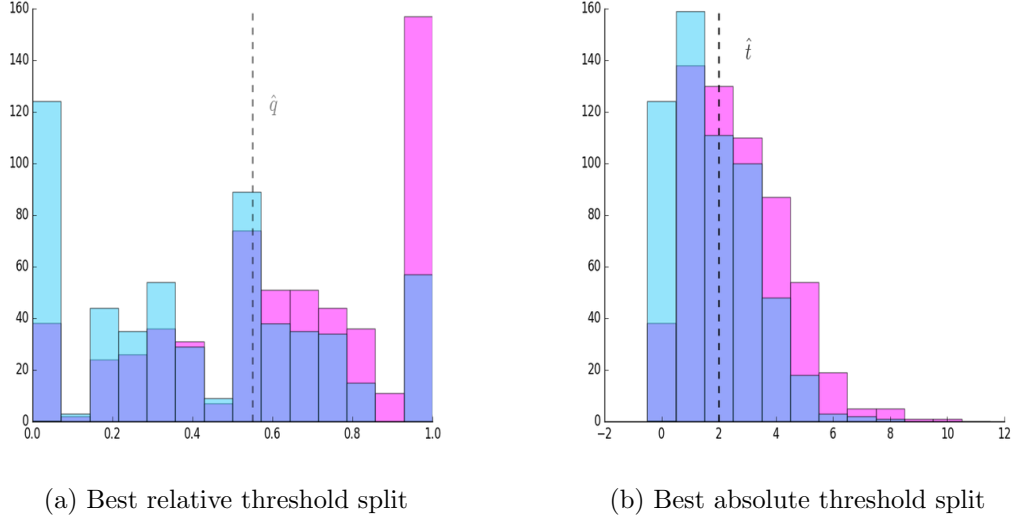


Figure 16: A comparison of how well a relative vs. an absolute threshold splits the on-neighbor distributions

the observed behaviors is<sup>35</sup>

$$\left(1 - \frac{\epsilon}{2}\right)^{n-z} \left(\frac{\epsilon}{2}\right)^z = \left(\frac{2-\epsilon}{2}\right)^n \left(\frac{\epsilon}{2-\epsilon}\right)^z.$$

This probability decreases exponentially in the number of errors  $z$ . Thus, the likelihood is exponentially higher, by a factor  $\left(\frac{2-\epsilon}{\epsilon}\right)^{z-z'}$  when the number of errors is  $z' < z$ . When  $z - z' = 48$ , then even for  $\epsilon$  that is very high, the likelihood is much higher under  $q$  than  $t$ . Then a log likelihood ratio test leads to a  $p$ -value of effectively zero.

If one did not use either model, then the best one could do would be to predict everyone to be a smoker. That would lead to an error rate of 0.49 (the fraction of non-smokers) or 600 students. That is 162 worse than the relative threshold and 114 worse than the absolute model. Again, a log likelihood ratio test leads to a  $p$ -value of effectively zero.

The fact that these strict  $q$  and  $t$  models are still mis-predicting more than a third of the students' actions is partly due to the fact that we are only using the network to predict actions and not including information from demographics. It is natural to expect the payoff to a behavior and coordinating with one's friends to depend on demographic characteristics. If we allow the threshold to vary with demographics (e.g., race, income, gender, etc.), then one can significantly increase the predictiveness of the model.

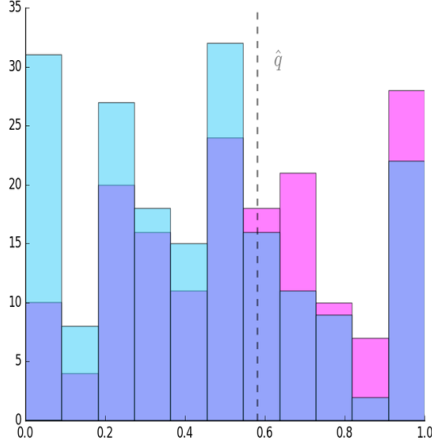
The technique we have outlined extends directly to allow for demographics, as follows. If  $X$  is the demographic information, then one can fit a function  $q(X)$  to predict peoples thresholds

<sup>35</sup>  $1 - \epsilon + \frac{\epsilon}{2} = 1 - \frac{\epsilon}{2}$  is the chance that an agent acting in accordance with the threshold's behavior is correct (the agent acts according to the model, or is random and happens to pick the right action with probability one half), and then  $\frac{\epsilon}{2}$  is the chance that an agent who is not acting in accordance with the threshold is correctly matched.

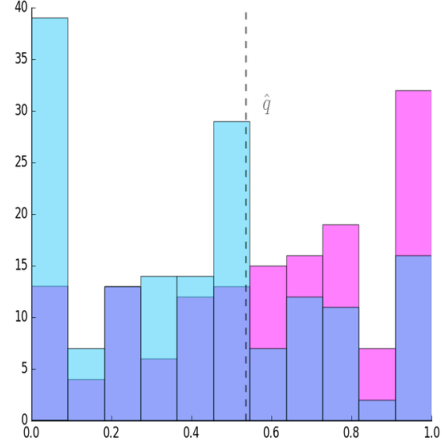
and behaviors and then use

$$T(q(\cdot)) = |N_{on} \cap \{i : s_i < q(X_i)\}| + |N_{off} \cap \{I : s_i \geq q(X_i)\}|,$$

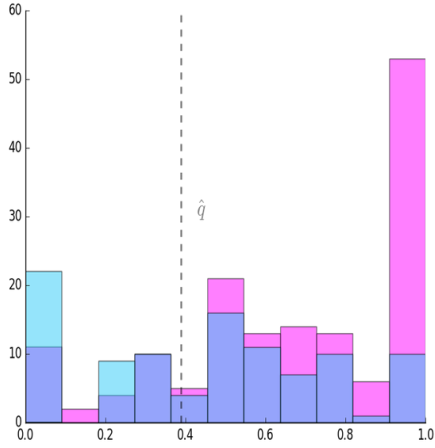
as the objective and select  $q(\cdot)$  to minimize the function (and similarly for an absolute threshold function  $t(\cdot)$ ).



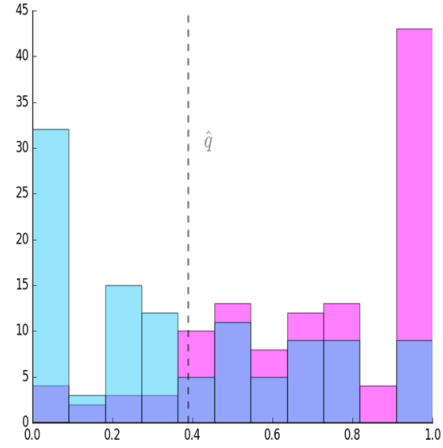
(a) Grade 9



(b) Grade 10



(c) Grade 11



(d) Grade 12

Figure 17: : Estimating  $\hat{q}$  for each of the grades 9,10,11, and 12 separately.

To illustrate, we estimate  $q(X)$  for the high school smoking example, where we take  $X$  to be a node's year in school. Figure 17 below shows the on-node neighbor shares for smokers vs. non-smokers for each grade separately. (We still include students in other years when calculating the share of a node's neighbors who smoke.)

We estimate  $\hat{q}$  values of 0.58, 0.54, 0.39, and 0.39 for grade 9, 10, 11, and 12. So in this example, younger students are less easily influenced to smoke by the smoking behaviors of their friends. Using the grade specific thresholds, the share of agents of any gender whose behavior the relative threshold model mis-predicts falls marginally, from 0.36 under the universal threshold above to 0.34 under the grade-specific thresholds, which corresponds to mis-predicting 24 fewer students – which again leads to an exponential increase in likelihood, but is less dramatic. Still, it has a log-likelihood improvement  $p$  value of effectively 0.<sup>36</sup> There may be additional demographics that would lead to additional improvements in fit, the point here is simply to illustrate the potential approach.

In the Appendix, Section 8.3, we describe two other methods of estimating  $q$  from an observed network. In the above approach, the heterogeneity or error terms are introduced via the ( $\epsilon$ ) probability that agents choose behavior independently of their neighbors. In the appendix the two other approaches are to introduce other sorts of noise: either mismeasurement of the network, or individual person-by-person variations in the thresholds.

In the online appendix (Section 8.2), we also discuss another extension of the above technique. In settings where multiple networks are observed, for instance borrowing and lending as well as kinship as well as pure socializing (e.g., Banerjee, Chandrasekhar, Duflo, and Jackson (2013, 2019b,a)), it might be that certain networks are important in determining certain behaviors. For instance, in determining which statistical software to use a person might coordinate with his or her co-workers, while deciding on a game or social app he or she might look to family and friends. By observing the behaviors, one can then look to see which combination of network and threshold results in the fewest errors in predicted behaviors.

### 7.3 Link Persistence within Atoms

Our focus has been on how network structure influences behavior, but this can also work in reverse as behaviors can influence network formation (e.g., see Kandel (1978)). As a last observation, we point out that identifying atoms can shed new light on the co-evolution of networks and behaviors.

In particular, we show in two empirical applications that have observations of networks at more than one time point, pairs of linked agents within an atom are more likely to maintain that link across time than pairs of linked agents who sit in different atoms. One potential explanation for this observation based on our model is that the behaviors of agents in an atom always coincide, while across atoms behaviors can differ. Thus, since coordinating on a common behavior leads to a higher payoff, links within atoms would lead to higher payoffs than links across atoms and therefore have a higher likelihood of surviving over time.. This provides another reason for paying attention to atoms and the communities that they define.

We examine two data sets that combine time series of networks that involve fairly complete

---

<sup>36</sup>The test statistic is  $2 \times \ln\left(\left(\frac{2-\epsilon}{\epsilon}\right)^{24}\right)$ , which for values of  $\epsilon$  all the way up to being well above  $2/3$ , leads to a statistic above a  $\chi^2$  at a .999 level with four degrees of freedom.



networks, and find this effect in both contexts. We work with  $Q = 1/3 \pm \varepsilon$ -robust atoms since these generally provide distinctive but not overly fragmented communities.

The first data set that we examine is on borrowing and lending relationships among households in Indian villages measured in 2007 and 2012 in a study by [Banerjee, Chandrasekhar, Duflo, and Jackson \(2019a\)](#). We find that 61 of the links present in 2007 that lie within the  $1/3 \pm \varepsilon$ -robust atoms survive and are also present in 2012, while only 34 percent of the links that connect across different atoms in 2007 survive to be present in 2012.

The second data set is from [Gillen, Snowberg, and Yariv \(2018\)](#); [Jackson, Nei, Snowberg, and Yariv \(2018\)](#) and consists of the friendship network among Caltech undergraduates from the class of 2017, including more than 92 percent of the students. We find that 53 percent of the links that lie within the  $1/3 \pm \varepsilon$ -robust atoms survive from sophomore to junior year, while only 38 percent of the links that connect across different atoms survive.

In both cases links within atoms are substantially more likely to remain than links across atoms<sup>37</sup>

## 8 Concluding Remarks

Traditional approaches to detecting communities in a network are based on graph properties – for instance, spectral, modularity, or structural equivalence – but without any foundation in the consequences of network structure for human behavior. Instead, we have defined communities in a network based on the behaviors that are induced on that network when agents are influenced by their peers; since much of our economic interest in networks comes from their influence on behaviors and outcomes. We have shown that this induces structures that differ significantly from those identified by previous algorithms. We also show how this behavioral approach provides new methods of seeding diffusions, estimating peer effects, and uncovering network structure.

Although we introduced the idea of ‘behavioral communities’, and the associated atomic structure of a network, in the context of settings of coordination on a behavior, it is clear that our approach can be extended to provide a more general method of identifying communities in networks. The important distinction between our approach and previous community detection methods is that ours is based directly on understanding the implications that networks have for some behavior. Although the coordination games on which we have grounded our method apply to many norms and peer effects, the idea can be broadened and applied to other interactions. For instance, one could extend our approach to settings in which many actions are possible rather than two, or in which behavior takes on a continuum of values. One then needs to define

---

<sup>37</sup>There are hundreds of links measured in Caltech network and tens of thousands in the Indian village networks, and so both of these differences are significant well beyond the 99 percent confidence level if one assumes independent link changes. Of course, links are rarely independent, and so we do not report significance on these observations. An appropriate model for analyzing the evolution statistically would involve correlated link formation (e.g., see [Chandrasekhar and Jackson \(2016\)](#)), but would take us well beyond the scope of this paper.

when it is that a group should be considered a convention and how that relates to network structure. There are many metrics that could be used, and even definitions that allow for overlapping conventions, which opens many avenues for future research.<sup>38</sup>

There are also further questions associated with our approach that we have not explored here, but are important for further research. For example, our technique could give new ways of defining influential people in a network. This could be done by asking which people, when removed, lead to a significant change in the atomic structure. We have also provided a basic algorithm for detecting atoms, but given the complexity of this problem, there are unexplored details of how to develop heuristic and fast algorithms to work on large graphs. The atomic structure of networks could also be used to develop new understandings of the relationships of different (multiplexed) networks occupied by the same set of people. For instance, in the various networks studied by Banerjee, Chandrasekhar, Duflo, and Jackson (2013) have very different structures over same villagers. Do the villagers have different atomic structures for different types of interactions and how are those dependent on the type of interaction?

## References

- AKBARPOUR, M., S. MALLADI, AND A. SABERI (2017): “Diffusion, Seeding and the Value of Network Information,” *mimeo: Stanford University*.
- ARAL, S., L. MUCHNIK, AND A. SUNDARARAJAN (2009): “Distinguishing influence-based contagion from homophily-driven diffusion in dynamic networks,” *Proceedings of the National Academy of Sciences*, 106, 21544–21549.
- (2013): “Engineering social contagions: Optimal network seeding in the presence of homophily,” *Network Science*, 1, 125–153.
- ARAL, S. AND C. NICOLAIDES (2017): “Exercise contagion in a global social network.” *Nature communications*, 8, 14753.
- BADEV, A. (2017): “Discrete games in endogenous networks: Theory and policy,” <https://arxiv.org/pdf/1705.03137.pdf>.
- BALLESTER, C., A. CALVÓ-ARMENGOL, AND Y. ZENOU (2006): “Who’s who in networks, wanted: the key player,” *Econometrica*, 74, 1403–1417.
- BANERJEE, A., A. CHANDRASEKHAR, E. DUFLO, AND M. O. JACKSON (2013): “Diffusion of Microfinance,” *Science*, 341, DOI: 10.1126/science.1236498, July 26 2013.

---

<sup>38</sup>There are also relationships between core structures of a graph and equilibrium structure (e.g., Manshadi and Johari (2009)), as well as centrality measures such as Katz-Bonacich centrality and equilibrium structure (e.g., Ballester, Calvó-Armengol, and Zenou (2006)) that could be exploited and analyzed.

- (2019a): “Changes in Social Network Structure in Response to Exposure to Formal Credit Markets,” *SSRN working paper number 3245656*, .
- (2019b): “Using Gossips to Spread Information: Theory and Evidence from Two Randomized Controlled Trials,” *Review of Economic Studies*, *forthcoming*; *working paper*: <http://ssrn.com/abstract=2425379>.
- BLONDEL, V. D., J.-L. GUILLAUME, R. LAMBIOTTE, AND E. LEFEBVRE (2008): “Fast unfolding of communities in large networks,” *Journal of statistical mechanics: theory and experiment*, 2008, P10008.
- BLUM, A., J. HOPCROFT, AND R. KANNAN (2016): *Foundations of data science*, Mimeo: Carnegie Mellon University.
- BOLLOBAS, B. (2001): *Random Graphs*, Cambridge University Press.
- BORGATTI, S. P. AND M. G. EVERETT (1992): “Notions of position in social network analysis,” *Sociological methodology*, 1–35.
- BRAMOULLÉ, Y., H. DJEBBARI, AND B. FORTIN (2009): “Identification of peer effects through social networks,” *Journal of Econometrics*, 150, 41–55.
- BREZA, E., A. G. CHANDRASEKHAR, T. H. MCCORMICK, AND M. PAN (2017): “Using Aggregated Relational Data to feasibly identify network structure without network data,” *National Bureau of Economic Research*.
- (2018): “Using Aggregated Relational Data to feasibly identify network structure without network data,” Tech. rep., National Bureau of Economic Research.
- BROCK, W. A. AND S. N. DURLAUF (2001): “Discrete choice with social interactions,” *The Review of Economic Studies*, 68, 235–260.
- CENTOLA, D. (2010): “The Spread of Behavior in an Online Social Network Experiment,” *Science*, 329: 5996, 1194–1197, DOI: 10.1126/science.1185231.
- (2011): “An experimental study of homophily in the adoption of health behavior,” *Science*, 334(6060), 1269–1272.
- (2018): *How Behavior Spreads: The Science of Complex Contagions*, vol. 3, Princeton University Press.
- CENTOLA, D., V. M. EGUÍLUZ, AND M. W. MACY (2007): “Cascade dynamics of complex propagation,” *Physica A: Statistical Mechanics and its Applications*, 374, 449–456.
- CHANDRASEKHAR, A. G. AND M. O. JACKSON (2016): “A network formation model based on subgraphs,” *SSRN paper no 2660381*.

- CHEN, W., Z. LIU, X. SUN, AND Y. WANG (2010): “A game-theoretic framework to identify overlapping communities in social networks,” *Data Mining and Knowledge Discovery*, 21, 224–240.
- CLIFFORD, P. AND A. SUDBURY (1973): “A model for spatial conflict,” *Biometrika*, 60, 581–588.
- COPIC, J., M. O. JACKSON, AND A. KIRMAN (2009): “Identifying community structures from network data via maximum likelihood methods,” *The BE Journal of Theoretical Economics*, 9.
- CURRARINI, S., M. O. JACKSON, AND P. PIN (2009): “An economic model of friendship: Homophily, minorities, and segregation,” *Econometrica*, 77, 1003–1045.
- (2010): “Identifying the roles of race-based choice and chance in high school friendship network formation,” *Proceedings of the National Academy of Sciences*, 107, 4857–4861.
- CURRARINI, S. AND F. MENGEL (2012): “Identity, Homophily and In-Group Bias,” *mimeo*.
- ECKLES, D., E. MOSSEL, M. A. RAHIMIAN, AND S. SEN (2018): “Long ties accelerate noisy threshold-based contagions,” *Available at SSRN 3262749*.
- ELLISON, G. (1993): “Learning, local interaction, and coordination,” *Econometrica*, 61, 1047–1071.
- ELY, J. C. (2002): “Local conventions,” *Advances in Theoretical Economics*, 2.
- FORTUNATO, S. (2010): “Community detection in graphs,” *Physics Reports*, 486:3-5, 75–174.
- GILLEN, B., E. SNOWBERG, AND L. YARIV (2018): “Experimenting with measurement error: Techniques with applications to the caltech cohort study,” *Journal of Political Economy*, *forthcoming*.
- GOLDSMITH-PINKHAM, P. AND G. IMBENS (2013a): “Rejoinder: Social Networks and the Identification of Peer Effects,” *Journal of Business and Economic Statistics*, 31:3, 279–281.
- (2013b): “Social Networks and the Identification of Peer Effects,” *Journal of Business and Economic Statistics*, 31:3, 253–264.
- GOLUB, B. AND M. O. JACKSON (2012a): “How Homophily Affects the Speed of Learning and Best-Response Dynamics,” *Quarterly Journal of Economics*, 127, 1287–1338.
- (2012b): “Network structure and the speed of learning measuring homophily based on its consequences,” *Annals of Economics and Statistics/Annales D’Économie et de Statistique*, 107/8, 33–48.

- GONZÁLEZ, F. (2017): “Collective Action in Networks: Evidence from the Chilean Student Movement,” *Available at SSRN 2943760*.
- GRANOVETTER, M. (1978): “Threshold models of collective behavior,” *American journal of sociology*, 83, 1420–1443.
- HOLLAND, P. W., K. B. LASKEY, AND S. LEINHARDT (1983): “Stochastic blockmodels: First steps,” *Social networks*, 5, 109–137.
- HOLLEY, R. A. AND T. M. LIGGETT (1975): “Ergodic theorems for weakly interacting infinite systems and the voter model,” *The annals of probability*, 643–663.
- JACKSON, M. O. (2008): *Social and economic networks*, Princeton: Princeton University Press.
- (2013): “Comment: Unraveling Peers and Peer Effects (Comments on Goldsmith-Pinkham and Imbens’ “Social Networks and the Identification of Peer Effects”),” *Journal of Business and Economic Statistics*, 31:3, 270–273, DOI: 10.1080/07350015.2013.794095.
- (2019): *The Human Network: How Your Social Position Determines Your Power, Beliefs, and Behaviors*, Pantheon Books: New York.
- JACKSON, M. O., S. M. NEI, E. SNOWBERG, AND L. YARIV (2018): “The Evolution of Friendships and Homophily,” *Mimeo: Stanford University*.
- JACKSON, M. O., B. W. ROGERS, AND Y. ZENOU (2017): “The Economic Consequences of Social Network Structure,” *Journal of Economic Literature*, 55:1, 49–95.
- JACKSON, M. O. AND A. WATTS (2002): “The Formation of Interaction Networks in Social Coordination Games,” *Games and Economic Behavior*, 41, 265–291.
- JACKSON, M. O. AND Y. ZENOU (2014): “Games on Networks,” *Handbook of Game Theory, Elsevier, edited by Young, H.P. and Zamir, S.*
- KANDEL, D. B. (1978): “Homophily, selection, and socialization in adolescent friendships,” *American journal of Sociology*, 84, 427–36.
- KEMPE, D., J. KLEINBERG, AND E. TARDOS (2003): “Maximizing the Spread of Influence through a Social Network,” *Proc. 9th Intl. Conf. on Knowledge Discovery and Data Mining*, 137–146.
- (2005): “Influential Nodes in a Diffusion Model for Social Networks,” *In Proc. 32nd Intl. Colloq. on Automata, Languages and Programming*, 1127–1138.
- KETS, W. AND A. SANDRONI (2016): “A belief-based theory of homophily,” *mimeo*.
- LORRAIN, F. AND H. C. WHITE (1971): “Structural equivalence of individuals in social networks,” *The Journal of mathematical sociology*, 1, 49–80.

- MANSHADI, V. AND R. JOHARI (2009): “Supermodular Network Games,” *Allerton Conference for Communication, Control, and Computing*.
- MANSKI, C. F. (1993): “Identification of endogenous social effects: The reflection problem,” *The Review of Economic Studies*, 531–542.
- MCPHERSON, M., L. SMITH-LOVIN, AND J. COOK (2001): “Birds of a Feather: Homophily in Social Networks,” *Annual Review of Sociology*, 27, 415–444.
- MOLLOY, M. AND B. REED (1995): “A critical point for random graphs with a given degree sequence,” *Random Structures and Algorithms*, 6:2-3, 161–180.
- MØNSTED, B., P. SAPIEŻYŃSKI, E. FERRARA, AND S. LEHMANN (2017): “Evidence of Complex Contagion of Information in Social Media: An Experiment Using Twitter Bots,” *arXiv preprint arXiv:1703.06027*.
- MOORE, C. (2017): “The Computer Science and Physics of Community Detection: Landscapes, Phase Transitions, and Hardness,” *arXiv:1702.00467v3*.
- MORRIS, S. (2000): “Contagion,” *Review of Economic Studies*, 67 (1), 57–78.
- MOSSELL, E. AND S. ROCH (2010): “Submodularity of Influence in Social Networks: From Local to Global,” *SIAM Journal on Computing*, 39, 2176–2188.
- SACERDOTE, B. (2001): “Peer effects with random assignment: Results for Dartmouth roommates,” *The Quarterly journal of economics*, 116, 681–704.
- WHITE, D. R. AND K. P. REITZ (1983): “Graph and semigroup homomorphisms on networks of relations,” *Social Networks*, 5, 193–234.
- YOUNG, H. P. (1996): “The economics of convention,” *The Journal of Economic Perspectives*, 10, 105–122.
- (1998): *Individual Strategy and Social Structure*, Princeton University Press, Princeton.

## Appendix

### Proofs

#### Proof of Theorem 1:

We first prove the theorem for the case in which  $d_{jj'} > f(n) \log(n)$  for all  $jj'$ , and then argue that the result also applies for the case in which this only holds for  $d_{jj}$  but not necessarily across blocks.

Let us begin by showing that with a probability going to 1, all nodes have at least  $\bar{q}$  of their neighbors in their own block, and fewer than  $\underline{q}$  of their neighbors outside of their block.

Consider some node  $i$  of type  $j$ . Let  $d_i(j', n)$  be  $i$ 's degree with nodes of type  $j'$ .

From Chernoff bounds it follows that

$$\Pr((1 - \delta)d_{jj'}(n) < d_i(j', n) < (1 + \delta)d_{jj'}(n)) > 1 - 2e^{-\delta^2 d_{jj'}(n)/3}.$$

Thus, looking across all  $j'$ :

$$\Pr(\forall j' : [(1 - \delta)d_{jj'}(n) < d_i(j', n) < (1 + \delta)d_{jj'}(n)]) > (1 - 2e^{-\delta^2 \min_{j'} d_{jj'}(n)/3})^{|J|}.$$

It follows that

$$\Pr(\forall j' : [(1 - \delta)d_{jj'}(n) < d_i(j', n) < (1 + \delta)d_{jj'}(n)]) > 1 - 2|J|e^{-\delta^2 \min_{j'} d_{jj'}(n)/3}.$$

Therefore,

$$\Pr(\exists j' : [d_i(j', n) < (1 - \delta)d_{jj'}(n) \text{ or } d_i(j', n) > (1 + \delta)d_{jj'}(n)]) < 2|J|e^{-\delta^2 \min_{j'} d_{jj'}(n)/3}.$$

Thus the expected number of nodes for which their degree to some block lies outside of a  $\delta$  bound around the expected degree that they should have with that block satisfies (letting  $j_i$  denote  $i$ 's type):

$$E(\#\{i : \exists j', [d_i(j', n) < (1 - \delta)d_{j_i j'}(n) \text{ or } d_i(j', n) > (1 + \delta)d_{j_i j'}(n)]\}) < n2|J|e^{-\delta^2 \min_{j j'} d_{jj'}(n)/3}$$

Examining the right hand side of the inequality, it follows that

$$n2|J|e^{-\delta^2 \min_{j j'} d_{jj'}(n)/3} < n2|J|e^{-\delta^2 f(n) \log(n)/3} = n2|J|n^{-\delta^2 f(n)/3} = 2|J|n^{1-\delta^2 f(n)/3} \rightarrow 0$$

Thus, the probability that all nodes have all their degrees with all blocks within a factor of  $(1 \pm \delta)$  times the expected degree goes to 1, for any  $\delta > 0$ .

Pick  $\delta$ , such that

$$(1 + \delta) \max_{j \neq j'} \frac{d_{jj'}(n)}{d_j(n)} < \min(Q) \quad \text{and} \quad (1 - \delta) \min_j \frac{d_{jj}(n)}{d_j(n)} > \max(Q).$$

Consider the case in which  $Q \subset (\underline{q}, \bar{q})$  [the other case holds by an analogous argument]. Thus, with a probability going to 1, all nodes have more than  $\max(Q)$  of their links within their own block and less than  $\min(Q)$  in any other block. It follows that with a probability going to 1, each block forms a  $Q$ -robust convention. Thus,  $C(Q, g^n)$  is finer than  $\Pi(n)$  with a probability going to 1.

Now suppose that  $d_{jj'} > f(n) \log(n)$  does not hold for some  $j \neq j'$  combinations. Such a network can be thought of as being formed with additional cross  $jj'$  links and then deleting them. Removing links across blocks does not change the fact that each block forms a  $Q$ -robust convention. ■



**Proof of Corollary 1:** Again, we first prove the theorem for the case in which  $d_{jj'}(n) > f(n) \log(n)$  for all  $jj'$ , and then argue that the result also applies for the case in which this only holds for  $d_{jj}$  but not necessarily across blocks.

Consider a growing sequence of stochastic block networks satisfying the conditions of Theorem 1 and for which  $d_{jj'}(n) > f(n) \log(n)$  for all  $jj'$  and also for which  $3\bar{q} - \varepsilon > 1 + \underline{q} + \varepsilon + \frac{j(n)}{d_j(n)}$  for some  $\varepsilon > 0$ .

By Theorem 1 we know that the partitions corresponding to  $C([\underline{q} + \varepsilon, \bar{q} - \varepsilon], g^n)$  are at least as fine as  $\Pi(n)$  with a probability going to 1 as  $n$  grows. To prove the corollary we thus simply show that with a probability going to 1 all conventions are as coarse as the blocks. It is sufficient to show that with a probability going to 1 there is no convention that involves part of a block but not the whole block.

As in Theorem 1, the probability that all nodes have all their degrees with all blocks within a factor of  $(1 \pm \delta)$  times the respective expected degrees goes to 1, for any  $\delta > 0$ . So, again, we argue at the limit where degrees with all blocks are at the expected levels, but given the arbitrarily small  $\delta > 0$  (and the  $\varepsilon > 0$ ) the argument extends.

We show that any convention that intersects some block must contain that block.

Consider some convention  $S$  and node  $i \in S$  of type  $j$ . It has at most  $(1 - \bar{q})d_j(n)$  of its neighbors outside of its own block, and so in order to have  $(\bar{q} - \varepsilon)d_j(n)$  connections in the convention, it has to have

$$(\bar{q} - \varepsilon)d_j(n) - (1 - \bar{q})d_j(n) = (2\bar{q} - 1 - \varepsilon)d_j(n)$$

neighbors within the convention in its own block. This leaves  $j(n) - (2\bar{q} - 1 - \varepsilon)d_j(n)$  nodes in its block that could be outside of the convention. Therefore, any nodes outside of  $S$  but in  $j$  then have at least

$$\bar{q}d_j(n) - [j(n) - (2\bar{q} - 1 - \varepsilon)d_j(n)] = (3\bar{q} - 1 - \varepsilon)d_j(n) - j(n)$$

neighbors within  $S$ . It follows from the condition  $3\bar{q} - \varepsilon > 1 + \underline{q} + \varepsilon + \frac{j(n)}{d_j(n)}$  that

$$(3\bar{q} - 1 - \varepsilon)d_j(n) - j(n) > (\underline{q} + \varepsilon)d_j(n)$$

and so the convention is not closed to those other nodes in the block, and hence must include all other nodes in the block.

Again, when  $d_{jj'} > f(n) \log(n)$  does not hold for some  $j \neq j'$  combinations the network can be thought of as being formed with additional cross  $jj'$  links and then deleting them. Removing links across blocks does not change the fact that the minimal  $Q$ -robust conventions are the blocks. ■

**Proof of Theorem 2:** We can decompose the network into an ER random graph with link probability  $p(n) > (1 + \varepsilon) \left( \frac{t \log(n)}{n} \right)^{1/t}$ , plus extra links. The result is then a corollary of Theorem 4, which we state and prove next. ■

The following definitions are needed to state Theorem 4, which is used to establish Theorem 2.

**$k$ -cores of Random Graphs** Following standard definitions, a  $k$ -core of an undirected graph  $g$  is a maximal subgraph that includes fewer than  $n$  nodes and such that all nodes in the subgraph have degree of at least  $k$  within the subgraph. When a nonempty  $k$ -core exists, then it must be that the  $k$ -core forms a convention for (absolute) threshold  $t = k$ .

We define a *weak  $k$ -core* to be a nonempty subgraph, including fewer than  $n$  nodes, for which all nodes in the subgraph have degree at least  $k$  within the subgraph and for which no single node could be added and have degree at least  $k$ . The set of weak  $k$ -cores are exactly the set of conventions (other than the whole set  $N$ ) for threshold  $t = k$ .

A  $k$ -closed set is a nonempty subgraph, which has at least  $k$  nodes and fewer than  $n$  nodes, for which all nodes outside of the subgraph have fewer than  $k$  connections to the nodes in the subgraph.

Every (weak)  $k$ -core is  $k$ -closed, but the converse is not true as being  $k$ -closed does not require that nodes in the subgraph have degree at least  $k$ .

We use the standard notation  $G(n, p)$  to indicate an Erdos-Renyi random graph on  $n$  nodes with a i.i.d. probability  $p(n)$  of any link existing.

**THEOREM 4.** *Consider a growing sequence of Erdos-Renyi random graphs  $G(n, p)$ .*

- *If  $p(n) > (1 + \varepsilon) \left( \frac{k \log(n)}{n} \right)^{1/k}$  for any  $\varepsilon > 0$ , then the probability that a  $k$ -closed set exists goes to 0 (and thus so does the probability that there exist any weak  $k$ -cores or  $k$ -cores, or (tight) conventions that have  $k = t$  and involve less than all nodes).*
- *Conversely, if  $p(n) < (1 - \varepsilon) \left( \frac{k \log(n)}{n} \right)^{1/k}$  for any  $\varepsilon > 0$ , then the probability that a  $k$ -closed set exists goes to one.*

The term  $\left( \frac{k \log(n)}{n} \right)^{1/k}$  is what is known as a *sharp threshold* in random graph theory.

When  $k = 1$  it reduces to the threshold for connection in an Erdos-Renyi random graph.

Note that even though Theorem 4 is about Erdos-Renyi random graphs, and Theorem 2 is about stochastic block models, stochastic block models can be constructed by starting from an Erdos-Renyi random graph, and then adding additional links within blocks (and possibly across some pairs of blocks). Thus, Theorem 2 is a corollary.

Once  $p(n) < (1 - \varepsilon) \left( \frac{k \log(n)}{n} \right)^{1/k}$  the number of  $k$  closed sets of sized  $k$ , as well as  $k + 1, \dots$ , goes to infinity. In that case, the existence of a (weak)  $k$ -core just requires that the probability is large enough so that out of that infinite sequence of such sets at least one forms a clique. Thus, as long as the link probability does not drop so low that such cliques disappear, there will exist a (weak)  $k$ -core.

The proof technique that we use is based on showing that the probability of having a  $k$  closed set of  $k$  nodes at the threshold of  $\left( \frac{k \log(n)}{n} \right)^{1/k}$  can be bounded by the probability that there exists an isolated node at the threshold of  $\frac{\log(n)}{n}$ . This is useful given that the behavior of this other event is well-known, while the first event is not and involves more intricate correlations.

These bounds turn out to be tight and so are useful in proving this theorem. We have not seen this technique, of bounding the probability of one class of events in one random graph model by bounding it by the probability of a different class of events in a different random graph model, used before.

**Proof of Theorem 4:**

First we prove that if  $p(n) \geq (1 + \varepsilon) \left( \frac{k \log(n)}{n} \right)^{1/k}$  then there is no  $k$ -closed set.

We prove this at the threshold of  $(1 + \varepsilon) \left( \frac{k \log(n)}{n} \right)^{1/k}$  and thus it also holds for any larger  $p$  since *not* having a  $k$ -closed set is a monotone property (e.g., see Bollobas (2001): if a graph has the property then adding more links maintains the property). Take  $\varepsilon > 0$  to be small. Since  $k$  is fixed and  $\varepsilon$  is arbitrary, we equivalently work with  $\left( \frac{(1+\varepsilon)k \log(n)}{n} \right)^{1/k}$ .

First, note that the probability that some node has fewer than  $k$  connections to some set of  $k$  nodes is

$$1 - p(n)^k.$$

The probability of having some set  $B$  of cardinality  $n_B \geq k$  be  $k$ -closed is at most

$$\left[ (1 - p(n)^k)^{n - n_B} \right]^{\lfloor \frac{n_B}{k} \rfloor}. \quad (1)$$

This is because a necessary condition for  $B$  to be closed is having all of its sets of  $k$  nodes closed to nodes outside of  $B$ , and there are at least  $\lfloor \frac{n_B}{k} \rfloor$  *disjoint* sets of  $k$  nodes in  $B$  and for which each of them being closed to nodes outside of  $B$  is an independent event. So this only counts those disjoint sets being closed to nodes outside of  $B$ , and hence is a loose upper bound on the probability of  $B$  being closed.<sup>39</sup>

Next, note that the probability of having some set  $B$  of cardinality  $n_B \geq k$  be 1-closed when the formation of a link happens with probability  $p'(n)$  is

$$((1 - p'(n))^{n_B})^{n - n_B}.$$

We rewrite this as

$$\left[ \left( (1 - p'(n))^k \right)^{n - n_B} \right]^{\frac{n_B}{k}}. \quad (2)$$

We show that when  $p(n) = \left( \frac{(1+\varepsilon)k \log(n)}{n} \right)^{1/k}$  and  $p'(n) = (1 + \varepsilon) \frac{\log(n)}{n}$  then the expression in (1) is less than the expression in (2).

It is enough to show that

$$(1 - p(n)^k) < \left[ (1 - p'(n))^k \right]^{\frac{n_B}{k} / \lfloor \frac{n_B}{k} \rfloor}. \quad (3)$$

---

<sup>39</sup> The possibility of overlap in the sized- $k$  subsets induces correlation between the events that the subsets are closed to nodes outside of  $B$  and produces a much more complicated expression for the exact probability, but this loose upper bound is easier to calculate and suffices for our proof.

Noting that  $\frac{n_b}{k} / \lfloor \frac{n_b}{k} \rfloor \leq 2$ , we verify that

$$1 - p(n)^k < (1 - p'(n))^{2k}.$$

At the designated values of  $p(n)$  and  $p'(n)$  this becomes

$$1 - (1 + \varepsilon) \frac{k \log(n)}{n} < \left(1 - \frac{(1 + \varepsilon) \log(n)}{n}\right)^2,$$

for which it is enough that

$$\frac{k(1 + \varepsilon) \log(n)}{n} > 2 \frac{(1 + \varepsilon) \log(n)}{n}.$$

This establishes that the probability that any set of at least  $k$  nodes is  $k$ -closed under this  $p(n)$  is less than the corresponding probability that the same set is 1-closed under this  $p'(n)$ .

This implies that the expected number of sets of at least  $k$  nodes that are  $k$ -closed under this  $p(n)$  is less than the expected number of sets of nodes least  $k$  nodes that are 1-closed under this  $p'(n)$ .

The second number is known to converge to 0 (see [Bollobas \(2001\)<sup>40</sup>](#)) Thus, the expected number of sets of at least  $k$  nodes that are  $k$ -closed under this  $p(n)$  converges to 0. This implies that the probability of having any such sets converges to 0, as claimed.

To complete the proof, we show that if  $p(n) = \left(\frac{(1-\varepsilon)k \log(n)}{n}\right)^{1/k}$  then the probability of having at least one  $k$ -closed set of size  $k$  goes to one.

The probability that any particular set of  $k$  nodes is closed is

$$(1 - p^k)^{n-k}.$$

Thus, the expected number of closed sets of size  $k$  is

$$\sum_{B \subset N: \#B=k} (1 - p^k)^{n-k} = \binom{n}{k} (1 - p^k)^{n-k}.$$

At the threshold this is

$$\binom{n}{k} \left(1 - \frac{(1 - \varepsilon)k \log(n)}{n}\right)^{n-k}.$$

For fixed  $k$ , this is of the order of

$$n^k n^{-(1-\varepsilon)k} = n^{k\varepsilon} \rightarrow \infty.$$

Thus, the expected number of  $k$ -closed sets of  $k$  nodes goes to infinity.

---

<sup>40</sup>Usual statements of the threshold of connectivity of  $G(n, p)$  are in terms of the probability of connectedness. Here we are using the stronger statement that the expected number of components is going to 0 above the threshold. This can be pieced together from results in [Bollobas \(2001\)](#), but one can also find direct treatments, for instance, see Section 4.5.2 in [Blum, Hopcroft, and Kannan \(2016\)](#).

To complete the proof, we show that the variance of the number of  $k$ -closed sets of  $k$  nodes compared to the mean is bounded. Once that is established, the fact that the expected number of  $k$ -closed sets of  $k$  nodes goes to infinity implies that the probability that there exists at least one  $k$ -closed set of  $k$  nodes exists goes to one can be proven using Chebychev's inequality by bounding the variance compared to the mean (for omitted details, see this technique used in a proof on page 95 of [Jackson \(2008\)](#)).

Therefore, letting  $X_{n,k}$  be the number of  $k$  closed sets of  $k$  nodes, we show that the variance of  $X_{n,k}$  is a bounded multiple of  $E[X_{n,k}]$ .

First, note that we can write

$$\text{Var}(X_{n,k}) = E[X_{n,k}(X_{n,k} - 1)] + E[X_{n,k}] - E[X_{n,k}]^2.$$

Next, note that  $E[X_{n,k}(X_{n,k} - 1)]$  is the expected number of ordered pairs of  $k$  closed sets of  $k$  nodes, and that

$$E[X_{n,k}(X_{n,k} - 1)] \leq \binom{n}{k} (1 - p^k)^{n-k} \sum_{k'=1}^k \binom{n-k}{k'} (1 - p^{k'})^{n-k-k'}$$

Here  $k'$  is the number of nodes of the second set of nodes that does not overlap with the first, and  $(1 - p^{k'})^{n-k-k'}$  ignores any possible overlapping links between the two sets of  $k$  nodes, and so is a loose upper bound on the probability that a second set is closed conditional upon the first one being closed. Thus,

$$\text{Var}(X_{n,k}) \leq E[X_{n,k}] + \binom{n}{k} (1 - p^k)^{n-k} \left( \sum_{k'=1}^k \binom{n-k}{k'} (1 - p^{k'})^{n-k-k'} \right) - \binom{n}{k}^2 (1 - p^k)^{2n-2k}$$

and so

$$\text{Var}(X_{n,k}) \leq E[X_{n,k}] + E[X_{n,k}] \left( \sum_{k'=1}^k \binom{n-k}{k'} (1 - p^{k'})^{n-k-k'} - \binom{n}{k} (1 - p^k)^{n-k} \right).$$

This implies that<sup>41</sup>

$$\text{Var}(X_{n,k}) \leq E[X_{n,k}] + E[X_{n,k}] \left( \sum_{k'=1}^k E[X_{n-k,k'}] - E[X_{n,k}] \right).$$

Along the lines of our proof above,  $\sum_{k'=1}^k E[X_{n-k,k'}] - E[X_{n,k}]$  is of the order of

$$\sum_{k'=1}^k (n-k)^{k'\varepsilon} - n^{k\varepsilon},$$

---

<sup>41</sup> Note that  $\binom{n-k}{k'} (1 - p^{k'})^{n-k-k'} < E[X_{n-k,k'}]$  since it is  $p = \left( \frac{(1-\varepsilon)k \log(n)}{n} \right)^{1/k}$  rather than  $\left( \frac{(1-\varepsilon)k' \log(n-k)}{n-k} \right)^{1/k'}$  that is used in the expression above, and that for large  $n$ , small  $\varepsilon$ , and  $k' < k$ ,  $\left( \frac{(1-\varepsilon)k' \log(n-k)}{n-k} \right)^{1/k'} < \left( \frac{(1-\varepsilon)k \log(n)}{n} \right)^{1/k}$ .

and

$$\sum_{k'=1}^k (n-k)^{k'\varepsilon} - n^{k\varepsilon} \leq \frac{(n-k)^{k\varepsilon}}{1 - \frac{1}{(n-k)^\varepsilon}} - n^{k\varepsilon} = (n-k)^{k\varepsilon} \left( \frac{(n-k)^{k\varepsilon}}{(n-k)^\varepsilon - 1} - \frac{n^{k\varepsilon}}{(n-k)^\varepsilon} \right) < 0,$$

which completes the proof. ■

### Proof of Theorem 3:

Consider a sequence of homophilous block models satisfying the conditions of Corollary 1. Suppose that it is symmetric with  $J(n)$  approximately equal sized blocks. Suppose as well that there exists  $\varepsilon > 0$  and some number of  $S(n)$  seeds for each  $n$  such that  $(1 + \varepsilon)q \frac{m(n)}{\bar{q}} < S(n) < (1 - \varepsilon)qn$  for all large enough  $n$  for some  $q \in (\underline{q}, \bar{q})$ .

Under Corollary 1 it follows that the atoms are the blocks with a probability going to 1. We find a lower bound on the number of nodes that adopt the behavior due to the atom-based seeding strategy by considering a seeding in which seeds are evenly divided and put into  $\lfloor \frac{S(n)\bar{q}}{(1+\varepsilon)qm(n)} \rfloor$  blocks. In such a seeding at least  $\frac{qm(n)(1+\varepsilon)}{\bar{q}}$  seeds appear in a block. Thus, at least a fraction  $\frac{q(1+\varepsilon)}{\bar{q}}$  of the nodes in each of the seeded blocks are seeded. By an argument analogous to that from the proof of Theorem 1, we can use Chernoff bounds (using  $\varepsilon/2$  in the role of  $\delta$ ) to show that the probability that all nodes (including the seeds) in each seeded block have a fraction of more than  $\bar{q} \left( \frac{q}{\bar{q}} \right) = q$  of their neighbors among the seeds goes to one. Thus, with a probability going to one, all nodes in all the seeded blocks adopt the behavior and will maintain the behavior in whatever the resulting convention is. This is then a lower bound on the impact of the atom-based seeding, and so all nodes in  $\lfloor \frac{S(n)\bar{q}}{(1+\varepsilon)qm(n)} \rfloor$  blocks adopt the behavior, leading to the claim.

Next, note that with a completely random seeding, the expected ratio of any node's neighbors that are infected is at most  $S(n)/(n-1)$  (it is less for seeds), which is less than  $(1 - \varepsilon)q \frac{n}{n-1}$ , by assumption. Again, by a Chernoff-bound argument similar to that in Theorem 1, the probability that all nodes have fewer than  $q$  of their neighbors infected under the seeding goes to one. Thus, with a probability going to one, no nodes other than seeds ever adopt the behavior, and if seeds can choose to revert, then no nodes at all adopt the behavior. ■

## An Algorithm for Identifying the Atoms on a given Network

In this section, we describe a polynomial-time approximation algorithm that recovers the atomic decomposition with high probability for some types of random graphs. We describe the algorithm for the  $q$  (fractional threshold) setting, but the logic for the  $t$  (absolute threshold) setting is the same.

Finding the decomposition of a network into its behavioral atoms by exhaustively checking whether each subset of nodes forms a convention is computationally infeasible, even for moderately sized networks, as the number of subsets is exponential in the number of nodes. In general, we conjecture that the decision problem of whether there exists a  $q$ -convention which

contains some node  $v$  but not some other node  $u$  is not solvable in polynomial time. The problem belongs to NP, since one can verify that a subset is a separating  $q$ -convention in  $O(n^2)$ -time. One can also prove that the following generalization of the problem is NP-complete by checking that the 3-SAT problem can be reduced to it. Allow each node to have its own  $q_i$  (or  $t_i$ ) and have a weighted directed network such that a node adopts the behavior if and only if the sum of weights of the directed links from that node to other nodes that also adopt the behavior (as a fraction of the total weight from that node in the  $q_i$  case) exceeds the threshold. Now, ask the question of whether some set of nodes  $A \subset N$  can be contained in some convention that does not contain some other set of nodes  $B \subset N$  - or equivalently whether all the nodes in  $A$  are in different atoms from all the nodes in  $B$ . This problem is as hard as the 3-SAT problem, and is a problem that could be answered by knowing the atoms. Thus, at least this generalized problem is NP-complete, and although the unweighted problem in which all nodes have identical  $q$ 's appears to be easier, that problem also appears not to be polynomial.

Despite the difficulty of finding all of the atoms exactly, we provide an algorithm that works well in many settings in which the network has a robust atomic structure to it. Many settings, like those in the block models, end up having sharp enough divides between atoms, that the problem becomes easier in many practical networks.

The algorithm starts by forming the collection of connected subsets of nodes of size less than some fixed  $k$ . The number of such subsets is at most  $\binom{n}{k}$ , and we will show later that  $k$  can be fixed independent of  $n$ , so that the number of subsets formed is polynomial in  $n$ . The algorithm then selects a subset and generates its minimal  $Q$ -closed superset. If that superset also happens to be  $Q$ -cohesive, then it is a convention, and the algorithm stores the convention and moves on to the next subset in the working collection. If not, the algorithm adds to the superset the node whose addition most increases the node-wise minimum level of cohesion in the resulting subset, and then reiterates the preceding procedure with this new subset in place of the original subset. Since each such iteration adds at least one node to the subset, the algorithm terminates in at most  $\binom{n}{k} \times n$  steps.

Under the conditions of Theorem 1 and Corollary 1, when the atoms turn out to be the blocks (which in that case happens with a probability converging to 1), then the algorithm will identify those blocks as atoms. Picking a  $k$ -node subset of a block will necessarily result in the block being found as a convention by the way the algorithm is designed, and so the blocks will be identified (with a probability going to 1).



## Supplementary Appendix

### 8.1 Generalized Stochastic Block Models with Heterogeneous Degree Distributions

Our results from Section 4 extend to a generalization of a stochastic block model in which one allows nodes within the same block to have different linking probabilities, both within and across blocks. We define such a model that is a variation on the configuration model (e.g., Molloy and Reed (1995)) adapted to have stochastic blocks.

A generalized stochastic block model with a heterogeneous degree distribution is defined as follows:

There are  $n$  nodes divided into  $J(n)$  different blocks, with a generic block denoted by  $j$ .

Each node  $i$  has a degree  $d_{ij'}$  with members of group  $j' \in J(n)$ .

Let  $d_i = \sum_{j' \in J(n)} d_{ij'}$  be  $i$ 's total degree.

In order to be able to construct a random network that has exactly such degrees for every node  $i$  it must be that  $\sum_{i \in j'} d_{ij} = \sum_{i \in j} d_{ij'}$  for  $j \neq j'$ ,  $\sum_{i \in j} d_{ij}$  is even, and  $d_{ij} \leq \sum_{i \in j, i \neq i'} d_{ij}$  for each  $i' \in j$ .

The network is then formed between the nodes within any given block,  $j$  exactly as in the standard configuration model - simply matching the pairs of nodes at random and removing any nodes whose degree are reached, and then iterating on the remaining nodes (see Molloy and Reed (1995) for details). Similarly, across blocks, one simply randomly picks pairs of nodes across  $j$  and  $j'$  and links them, and then eliminates any nodes from consideration once their quota of links are reached.

For such generalized stochastic block models, Theorem 1 and Corollary 1 extend directly, as follows.

**THEOREM 5.** *Consider a growing sequence of generalized stochastic block networks with heterogeneous degree distributions, for which there exists some  $\bar{q} > \underline{q} > 0$  such that:*

- $d_{ij}(n)/d_i(n) > \bar{q}$  for each node  $i$ , and
- $d_{ij'}(n)/d_i(n) < \underline{q}$  for each  $j' \neq j$  where  $i \in j$ .

*Then, for any compact  $Q$ ,  $Q \subset (\underline{q}, \bar{q})$  or  $Q \subset (1 - \bar{q}, 1 - \underline{q})$ , the partitions corresponding to  $C(Q, g^n)$  are weakly finer than the partition into blocks  $(\Pi(n))$  with a probability going to 1 as  $n$  grows.*

This theorem is actually much easier to prove than Theorem 1, since realized degrees within and across blocks match the prescribed degrees exactly, and so the probability that the realized network has the desired properties is one. This then replaces the first part of the proof of Theorem 1, which proves that it happens with a probability approaching 1 in the usual stochastic block model. Thus, using a variation on the configuration model simplifies the proof.

There are some conditions under which behavioral atoms coincide with the blocks. The blocks have to be sufficiently distinguished so that contagion does not occur across blocks, but

they also need to have a high enough internal density so that they coalesce and have no internal fissures. Under such conditions, for an appropriate  $Q$ , the behavioral atoms coincide with the blocks, as captured in the following corollary.

**COROLLARY 2.** *Consider a growing sequence of generalized stochastic block networks with heterogeneous degree distributions, for which there exists some  $\bar{q} > \underline{q} > 0$  such that:*

- $d_{ij}(n)/d_i(n) > \bar{q}$  for each node  $i$ , and
- $d_{ij'}(n)/d_i(n) < \underline{q}$  for each  $j' \neq j$  where  $i \in j$ ,

*and for which  $d_{ij}(n) > f(n) \log(n)$  for each  $j \in J(n)$  and  $i \in j$ , for a growing  $f(n)$ . If there exists  $\varepsilon > 0$  for which  $3\bar{q} > 1 + \underline{q} + 2\varepsilon + \frac{j(n)}{d_i(n)}$  for each  $j$  and  $i \in j$ , then the partition corresponding to  $C([q + \varepsilon, \bar{q} - \varepsilon], g^n)$  coincides with  $\Pi(n)$  with a probability going to 1 as  $n$  grows.*

The proof of this corollary follows the lines of Corollary 1.

## 8.2 Finding a combination of networks and $q$ from Observed Behaviors and Conditioning on Nodal Characteristics

A straightforward extension of the technique of estimating  $q$  to allow for multiplexed networks, is to not only consider which  $q$  best rationalizes behavior, but also which network out of some set of possible networks does. For instance, if one is considering students' decisions to adopt some software, and one had lists of both their friends and their study partners, one could see which of the two networks combined with some  $q$  best predicts the behavior. The extension is straightforward, as we simply define  $s_i(g)$  to be the fraction of  $i$ 's neighbors who have adopted the behavior if we consider the network to be  $g$ . We can also allow the  $q$  to depend on some vector of (finite range) characteristics  $X$ , so that we allow  $q(X_i)$  to be node  $i$ 's threshold as a function of  $i$ 's characteristics. Then we can define the total number of errors as a function of the network and threshold to be:

$$T(g, q(\cdot)) = |N_{on} \cap \{i : s_i(g) < q(X_i)\}| + |N_{off} \cap \{i : s_i(g) \geq q(X_i)\}|.$$

Then we can minimize  $T$  across both  $g$  and  $q(\cdot)$  rather than just some fixed  $q$ .

## 8.3 Alternative Methods of Estimating $q$ from Observed Behaviors

### 8.3.1 Estimating $q$ by Minimizing the Number of Additional Links Needed to Rationalize Behavior

The preceding approach estimates the behavioral threshold  $q$  by minimizing the number of agents whose behavior cannot be rationalized by a given threshold  $q(\cdot)$  (again letting this be characteristic dependent. This presumes that there either behaviors are seen in error, or else

that agents randomly choose a different behavior with some probability. A different perspective is to think of the network being observed with errors. Given that the vast majority of real-world network data feature measurement error, another reasonable (corresponding) approach is to estimate  $q(\cdot)$  by minimizing the number of links that need to be changed in order to rationalize the observed behavior.

For some observed set of agents  $S \subset N$  adopting the behavior, let  $G(S, q(\cdot))$  be the set of all networks for which  $S$  is a convention relative to  $q(\cdot)$ . Then the estimate(s) of  $q(\cdot)$  are those in

$$\arg \min_q \left[ \min_{g' \in G(S, q(\cdot))} |g' - g| \right]$$

where  $|g' - g|$  is the distance between  $g'$  and  $g$  in terms of the size of the symmetric difference of their lists of links.

If we apply this approach to the high school smoking network of Figure 15, we find  $\hat{q} = 0.49$ , corresponding to a change in 196 links required, or 8 percent of the 2,443 links in the data.

In some applications measurement error comes in the form of omitted links rather than including links that are not present. For instance, people may forget to name others in a survey, or may tire from the survey, and measured social networks via emails, social media, phone calls, or other data may not detect all relationships that are present. Thus, a variation on this method is instead to only consider who many links need to be added to rationalize a given  $q$  and then to pick the  $q$  which requires adding the fewest links. If we do that on this data set, then we find  $\hat{q} = 0.51$ , corresponding to an additional 468 links required, or 19 percent more links than the 2,443 in the data.<sup>42</sup>

### 8.3.2 Estimating Heterogeneous $q$ 's

The above two approaches are built on counting errors in terms of the number of individual behaviors that do not conform, or in terms of how different a network would have to be to rationalize the observed behavior.

A third approach is to suppose that the individual  $q_i$ 's are heterogeneous, distributed about some population mean threshold  $q$ . Under this assumption, a natural estimator  $\hat{q}$  of  $q$  is the value which minimizes the degree of heterogeneity needed to rationalize the agents' behavior,

---

<sup>42</sup>The algorithm for doing this analysis is quite straightforward. For any given  $q$ , one can look at each individual who has more than  $q$  of their friends taking the action and who is not taking it themselves, or has fewer than  $q$  of their friends taking the action but is taking the action. For each such individual, one can count how many links need to be added to non-adopters or to adopters, respectively, to rationalize that person's behavior. The total number of links that would then need to be added for such a  $q$  is then half as many as adding this number up across all agents (modulo the number being odd for one or both group). In some cases with a very asymmetric convention or with an extreme  $q$ , it might be that there would not be enough people in one of these groups to add all of the links required, in which case there would be no way to rationalize the observed behavior simply by adding links. In that case, one could discard such  $q$ 's. If no  $q$  could be rationalized, then one would need to turn to a different technique to obtain an estimate. This could only happen when even forming a complete clique among all adopters and among all non-adopters could not rationalize the behavior, which would seem to be a rare case.

that is, the variance in the node-wise differences  $q_i - q$  where  $q_i$  is the closest value to  $q$  which rationalizes agent  $i$ 's behavior.<sup>43</sup> Specifically, for a given value of  $q$ , this nearest fitted  $q_i$ , call it  $\hat{q}_i(q)$ , is given by:

$$\hat{q}_i(q) = \begin{cases} \min(q, \frac{|N_{on} \cap N_i|}{|N_i|}) & \text{if } a_i = 1 \\ \max(q, \frac{|N_{on} \cap N_i|}{|N_i|}) & \text{if } a_i = 0 \end{cases},$$

and we take  $\hat{q} = \min_{\tilde{q}} \sum_i (\tilde{q} - \hat{q}_i(\tilde{q}))^2$ . When we apply this approach to the high school smoking network above, we get  $\hat{q} = 0.51$ , close to both of the estimates above.

An obvious extension of this would be to allow the  $q$  and  $\hat{q}_i$  to depend on observable (or estimated latent) characteristics, so have a different one for twelfth grade males, a different one for twelfth grade females, and for eleventh grade boys, etc.

## 8.4 Distinguishing Homophily from Coordination

When estimating a threshold from an observed network and convention, there is an alternative hypothesis that could also potentially explain the data: homophily. This is a well-known confound of correlated behaviors (e.g., see [Aral, Muchnik, and Sundararajan \(2009\)](#); [Jackson, Rogers, and Zenou \(2017\)](#)). People with similar backgrounds and tastes tend to be linked to each other. Thus, there could be strong correlation patterns in neighbors' behaviors simply because they have the same tastes without any influence from one to another.

With controlled experiments (e.g., random assignment of roommates as in [Sacerdote \(2001\)](#)) or instruments under some conditions ([Bramoullé, Djebbari, and Fortin \(2009\)](#), [Aral and Nicolaides \(2017\)](#)) one can test for influence directly as we discussed in the paper.

In the absence of such identification, faced with just observations of networks and behavior, it is more challenging to distinguish homophily from influence.

To fix terms, we use 'homophily' to describe a world in which the probability that two agents are linked to each other depends on some distance function of a vector of their characteristics and their adoption decisions are a stochastic function of that vector, but in which the adoption decision does not depend on the realized adoption decisions' of one's neighbors. In contrast, by 'coordination', we mean a model in which each agent in a network (one possibly formed under the influence of homophily) makes his adoption decision as a function only of whether or not the share of his neighbors adopting the behavior is above some common threshold  $q$ . Of course, there could be both homophily and coordination, but to fix ideas we discuss testing for one versus the other.

Admitting homophily in our null hypothesis yields a more demanding test of coordination, since homophily will generate positive coordination between neighbors' adoption decisions just as coordination does. Testing against homophily thus requires a more subtle analysis of the structure that correlation takes.

---

<sup>43</sup>Yet another approach would be to look at a set of conventions of behaviors, and then find the  $q$  whose atoms best fit those conventions. Best fitting would involve penalties for splitting atoms, and one can also penalize for the number of atoms.

It is impossible to entirely rule arbitrary models of homophily. For instance, suppose we observe a convention  $S$  that matches perfectly with some threshold  $q$ . Another model that could explain the data is that people who adopted are those who prefer to adopt, and the other people preferred not to adopt. The associated ‘pure homophily’ model of network formation is that all people who prefer to adopt also prefer to form links in such a way as to end up with a network in which a fraction of at least  $q$  (respectively, more than  $t$ ) of their friends have the same preference; and conversely, all those who prefer not to adopt want to be in a network in which less than a fraction  $q$  (respectively, fewer than  $t$ ) of their friends prefer to adopt. Beyond that, agents have no preferences over network structure.

This leads to the following straightforward observation:

**CLAIM 1.** *Given any convention  $S$  associated with some network  $g$  and adoption threshold  $q$  (or  $t$ ), there is a homophily model of network formation with no complementarities in behavior that generates the same data.*

The claim means that ironclad testing for causation of behavior will require controlled experiments or valid instruments. Of course, the homophily model underlying the extreme version of the claim above is pathological.

If one is willing to restrict to a class of models of homophily and network formation, then one can distinguish coordination behavior from homophily from an observed convention. The logic is as follows.

Consider a model of homophily-driven behavior of the following form. Nodes have some characteristics, denoted by  $\theta_i$  that lie in some (possibly multi-dimensional) Euclidean space, that affect  $i$ ’s behavior and also the probability that two nodes  $i, j$  are linked. Label the characteristics so that the probability of adoption is an increasing function of  $\theta_i$ . The probability that  $i, j$  are linked is strictly decreasing in some measure of the distance between  $\theta_i$  and  $\theta_j$ , holding the rest of the network fixed.<sup>44</sup>

This model of homophily is empirically distinguishable from behavior based on coordination according to some  $q$ . Under this model of homophily, nodes’ adoption decisions are correlated with their neighbors’ adoption decisions *conditional on a share of at least  $q$  of those neighbors adopting* for any choice of  $q$ . This follows since increasing the number of neighbors adopting increases the distribution that one has over neighbors’  $\theta_j$ ’s. This increased inference leads one to expect higher values of  $\theta_i$ , which then implies a higher expected behavior. Thus, the behavior of linked individuals is correlated under homophily, *and* that correlation remains after conditioning on fractions of neighbors adopting exceeding some level as types are correlated via network formation and seeing additional behavior is still informative even conditional upon exceeding some threshold. In contrast, when agents’ behaviors are instead driven by complementarities and some  $q$ , then this correlation disappears if we condition on  $q$ : once one exceeds the threshold, additional behavior leads to no increase in correlation.

---

<sup>44</sup>This does not preclude that other considerations affect network formation - such as indirect connections. Working on the margin is all that is necessary for our suggested approach.

We outline a formal test of threshold-based coordination versus such homophily-driven behavior.

Given a network  $G$  and a set of "on" nodes  $S$ , let  $s_i = |N_i(G) \cap S| / |N_i(G)|$ . Define the statistic  $R$  as a function of a threshold  $q$  as:

$$R(q) = \text{Corr}(s_i, 1_{i \in S} \mid s_i > q) + \text{Corr}(s_i, 1_{i \in S} \mid s_i < q)$$

In words, the statistic  $R$  is the sum of the correlations between adoption and on-neighbor shares conditional on nodes' on-neighbor shares being above and below  $q$ .

The idea of the formal test is to examine the joint statistic  $(T, R)$  (where  $T$  is as defined in the paper). If there is no coordination, and also no homophily in characteristics correlated with adoption, then for all  $q$   $T(q)$  should be large while  $R(q)$  should be small. If there is no coordination, but there is homophily in characteristics correlated with adoption, then for all  $q$   $R(q)$  should be large. Only coordination leads to a  $q$  such that  $T(q)$  and  $R(q)$  are both small. This suggests the following procedure:

First estimate  $q$  by minimizing  $H(q) = F(T(q), R(q))$  for a function  $H$  which is increasing in  $T$  and  $R$ . Second, assuming some model for the linking probabilities (as a decreasing function of some measure of the distance between  $\theta_i$  and  $\theta_j$ ) and adoption probabilities (as an increasing function of  $\theta_i$ ), use maximum likelihood estimation to estimate the parameters of this model along with the values  $\theta_i$ . Third, compare the minimized value  $H(\hat{q})$  to the distribution of  $H$  generated by the maximum likelihood estimates (this may have to be bootstrapped depending on the functional form assumptions) to obtain a p-value.

One could also fit a hybrid model in which one simultaneously estimates the latent space of  $\theta_i$ 's and the  $q$ 's as a function of that space. The idea would be that instead of simply choosing a best fit  $q(X_i)$  function as we discussed in the paper, one could fit a function of the form  $q(X_i, \theta_i)$  together with the assignment of  $\theta_i$ 's based on the network and observed behaviors. This would be a variation on the approach of [Goldsmith-Pinkham and Imbens \(2013b\)](#) (see also [Jackson \(2013\)](#); [Goldsmith-Pinkham and Imbens \(2013a\)](#)) adapted to our setting.

## 8.5 Seed Sets and Fragile Conventions

In this section we provide some alternative definitions of conventions and behavioral communities.

Conventions may have subsets that still form a convention.

So, let us define various sorts of minimal conventions.

### 8.5.1 Self-Sustaining Seed Sets

First, let us define a *q-self-sustaining seed set* to be a subset  $S \subset N$  that is  $q$ -cohesive and has no nonempty strict subset that is  $q$ -cohesive.

So, a self-sustaining seed set is a minimal set of nodes such that if they all adopt the behavior then their best responses will continue to be to adopt the behavior. They may also spread the behavior beyond their set, but that is not necessary as part of the definition.

The reason to have the “self-sustaining” part, is that it might be possible to seed a convention with a smaller set if one can pay or force nodes to adopt a behavior and not change back. Self-sustaining means that none of the nodes would change back if they are all turned on, and so that requires that the group be  $q$ -cohesive.

Note that  $q$ -tight sets and self-sustaining seed sets can be distinct: there are clearly self-sustaining seed sets that are not tight since closure is not required of a self-sustaining seed set, and there are  $q$ -tight sets that are not self-sustaining seed sets since there can be a subset that is cohesive (just not closed). For example, a triad with  $q < 1/2$  is tight, but any two nodes form a self-sustaining set.

Nonetheless, every  $q$ -tight set contains at least one self-sustaining seed set.

### 8.5.2 Fragile Conventions

Let us call a convention *fragile* if there exists some node in the convention, such that changing that node to not adopting the behavior and then iterating on best responses would lead *all* agents to change to not adopting the behavior - so changing just one node’s behavior can completely eradicate the convention.

There are fragile conventions that are not tight, and vice versa.

For instance, the two conventions on the right side of Figure 2 are fragile but not tight. There is a single node in each of those conventions that when changed leads the convention to collapse, but there is still a subset of each convention that forms a convention (those on the left of the figure) and so the conventions are not tight.

To see a tight convention that is not fragile, again consider a triangle with  $q < 1/2$ . Changing any node’s behavior will not alter the other two, and so it is not fragile.

A self-sustaining seed set that is a convention is necessarily fragile. All subsets of a self-sustaining seed set are not cohesive and so changing *any* node’s behavior will unravel the convention.

Moreover, every fragile convention contains a self-sustaining seed set.

Any convention that contains at least two disjoint tight subsets is not fragile.

There are conventions that contain overlapping but distinct tight subsets that are fragile.

**CLAIM 2.** *Consider the set of nodes that can unravel a fragile convention: all of them need to be part of any self-sustaining seed set that generates the convention.*

This follows from the observation that any node that is taken out and can unravel a fragile convention is such that there is no cohesive subset left that excludes that node, so any cohesive set must include all such nodes.

### 8.5.3 Fragile and Seeding Community Structures

Let  $C^F(Q, g)$  denote the finest  $\sigma$ -algebra whose elements are all coarser than all the fragile conventions that are robust relative to  $Q$ .



Here, instead of grouping two nodes together if they act the same way in every convention, they are grouped together if they act the same way in at least one fragile convention. Thus, their behavior is sometimes tied together by the network structure, but does not have to always be tied together.

The fragility of the convention is important as otherwise taking the union of two completely disjoint conventions would put people together without their behaviors really being tied down by each other. The finest elements of  $C^F(Q, g)$  are referred to as *fragile atoms*.

One can also define a version which also requires that incorporates a self-seeding requirement. For instance, let  $C^{FS}(Q, g)$  denote the finest  $\sigma$ -algebra whose elements are all coarser than all the fragile conventions that are robust relative to  $Q$  and which are  $q$ -self-sustaining seed sets for all  $q \in Q$ .