

Role of isospin and its conservation in neutron-rich fission fragments

Swati Garg, Bhoomika Maheshwari and Ashok Kumar Jain

Department of Physics, Indian Institute of Technology Roorkee, Roorkee-247667

Abstract

We show that the gross features of the relative yields of neutron-rich fission fragments emitted in heavy ion induced fusion-fission reactions ^{208}Pb (^{18}O , f) and ^{238}U (^{18}O , f) may be understood by using the concept of isospin and its conservation during the process of fission. The goodness of isospin derives from the neutron richness of fission fragments. In order to assign total isospin to the fission fragments, we make use of Kelson's conjectures - one, fission fragments are more likely to be formed in highly excited states with $T > T_3$ and two, the fragments emitted in fission are likely to be formed in Isobaric Analog States (IAS). We present a prescription for isospin assignments to fission fragments based on these considerations. From our calculations based on the isospin assignments, we find that the gross features of fission fragment mass distribution can be reproduced reasonably well. These calculations also incorporate the weight factors from the available neutron multiplicity data if available. The results so obtained confirm the validity of isospin as nearly a good quantum number in heavy nuclei, which may prove to be a powerful tool in analyzing the fission fragment mass distribution and other studies of neutron-rich systems.

1. Introduction

Isospin is one of the most fundamental concepts in particle physics and is widely used to obtain the cross-sections in different isospin channels for a given

Email address: swat90.garg@gmail.com (Swati Garg)

reaction or, decay. The role of isospin in nuclear physics has always been thought of as rather less fundamental. It may be noted that isospin is generally considered to be applicable to light nuclei where isospin mixing is small due to small Coulomb interaction [1]. Nearly 50 years ago, Robson [2] in his review on isospin suggested that isospin can play a very significant role in understanding many nuclear phenomena, especially analog resonances in heavy nuclei. In another wonderful review of isospin in nuclear physics, Temmer [3] has also discussed the goodness of isospin in heavy nuclei and concluded that “Isospin as a good quantum number is a much simpler hypothesis and useful until shown to be inadequate”. Robson again reiterated in 1973 [4] that “Isospin has been reborn as an important and useful quantum number for all nuclei” including heavy nuclei. In this paper, we present detailed calculations and results, which show that isospin can indeed be a very useful tool in heavy and neutron rich nuclei and is able to reproduce the main features of fission fragment mass distribution providing the first direct evidence of purity of isospin in neutron-rich systems [5, 6].

The isospin quantum number, also called the isobaric spin, was first introduced by Heisenberg [7] in 1932 to distinguish between a neutron and a proton in the absence of any electric charge. Cassen *et al.* [8] then assumed charge symmetry between the nuclear forces, and generalized the Pauli Exclusion Principle to include all the nucleons in the system. According to the generalized Pauli principle, the total wave function of a nucleus should be anti-symmetric in space, spin and isospin together. Later, Trainor [9] and Radicati [10] proposed the selection rules for the electromagnetic transitions under the effect of charge symmetry of nuclear forces, and it was extended to nuclear reactions by Adair [11]. Wigner [12] extended it further, by introducing it as a fundamental concept in nuclear physics, which enables one to explore the complex nuclear structure in a simplified way.

In 1960’s, French and MacFarlane [13] predicted the usefulness of isospin in reactions where a single nucleon is added or removed from the target nucleus to study the isospin splitting of resonances. Anderson *et al.* [14] experimentally

showed that in a (p, n) reaction, final product is formed in a state which is isobaric analog of the corresponding state in the target nucleus. Also, IAS have small widths and thus, isospin is a good quantum number. Fox *et al.* [15] further expanded the work and observed analog states as compound nucleus resonances. The resonances observed in proton induced reactions and (d, p) reactions show similar behavior.

Robson, Richter and Harney [16] considered the consequences of isospin conservation in compound nucleus reactions with emphasis on statistical cross-section fluctuations. Harney, Richter and Weidenmuller in 1986 [17] further analyzed the role of isospin symmetry in the compound nucleus reactions but the studies focused mainly on isospin symmetry breaking in light compound nuclei only. They concluded that the isospin symmetry breaking is neither so weak as to be neglected nor so strong as to make Hauser-Feshbach formalism applicable. The first detailed theoretical work on isospin conservation in heavy nuclei came from Lane and Soper in 1962 [18]. This work along with the reviews of Robson and Temmer [2, 3, 4] put the concept of isospin back into focus for heavy mass nuclei.

A very brief account of our calculations and partial results for ^{208}Pb (^{18}O , f) was recently published in reference [6]. In this paper, we present the detailed results of the fission fragment mass distribution for three recent measurements [19, 20, 21] and present it as a firm evidence of the crucial role of isospin conservation in heavy nuclei. The fission fragment mass distributions were obtained for the compound nucleus ^{226}Th and ^{256}Fm formed in the reaction $^{18}\text{O}+^{208}\text{Pb}$ and $^{18}\text{O}+^{238}\text{U}$ respectively, employing the large detector arrays EUROBALL IV [22] and INGA [23] by using fission fragment spectroscopy. The relative intensities of gamma ray transitions between the levels of ground rotational bands of pair of light and heavy even-even fragments provide the relative yields of pair of fission fragments. The measurements of Bogachev *et al.* [19], Banerjee *et al.* [20] and Danu *et al.* [21] are the first of its kind where both Z and A are precisely identified, although only for even-even fission fragments. All the even-even fragments in the range $A = 76 - 144$ and $A = 90 - 158$ for

the two reactions $^{208}\text{Pb} (^{18}\text{O}, \text{f})$ and $^{238}\text{U} (^{18}\text{O}, \text{f})$ respectively, have been identified and intensities measured by gamma ray tagging of fragments. Odd- A and odd-odd fragments are not reported as these are much more difficult to observe. Moreover, odd-even effects may come into play in these fragments. But this should not affect the results presented in this paper in any manner. The pair of correlated fission fragments also provides information on neutron multiplicity which is also crucial to our calculations.

We show that the observed fission fragment data are well reproduced even though we are not taking the shell effects into account, which are known to be responsible for the fine structure in the fission fragment mass distribution. We may, therefore, miss out on reproducing few shell effects. Also, the experimental data of fission fragment distribution may also carry the effect of isomeric states when gamma decay occurs; this also has not been factored in our calculations. However, even without incorporating these effects, we are able to reproduce the fission fragment mass distribution reasonably well.

We present a detailed discussion of isospin mixing and isospin assignments in neutron-rich nuclei emitted in fission based on the work of Lane and Soper [18] and Kelson [24] in section 2. We present in section 3 the calculations and results for $^{208}\text{Pb} (^{18}\text{O}, \text{f})$ and in section 4, the same for $^{238}\text{U} (^{18}\text{O}, \text{f})$ reaction. In section 5, we summarize the outcomes of this paper.

2. Isospin Mixing and Assignments in neutron-rich systems

A nucleon is assigned the isospin quantum number $T = 1/2$. Similar to spin, the three components of the isospin vector T are denoted by T_1 , T_2 and T_3 . The value of T_3 distinguishes between a proton and a neutron: $T_3 = +1/2$ for neutron and $-1/2$ for proton. The projection of total isospin of a (N, Z) nucleus is given by $T_3 = (N - Z)/2$. The maximum isospin of a (N, Z) nucleus can be $(N + Z)/2$ and the minimum can be $(N - Z)/2$. It is also generally believed that the ground state of a nucleus carries the lowest isospin i.e. $(N - Z)/2$. However, there is no simple prescription available to assign the total isospin T

to other nuclear states.

It is known that total isospin T is conserved in strong interactions whereas only the third component of isospin T_3 is conserved in the electromagnetic interactions. Since Z becomes very large in heavy nuclei, the impurities due to isospin mixing may increase and isospin conservation may be expected to be badly broken. So, for the light nuclei ($A < 40$), isospin may remain a reasonably good quantum number and its conservation is considered to be valid and studied [1]. However, it is possible that the isospin may remain quite pure in neutron rich heavy nuclei also because the excess neutrons dilute the isospin impurity of the core ($N = Z$) to give a quite pure isospin as shown in the theoretical work of Lane and Soper [18].

2.1. Isospin mixing in ground state from Lane and Soper [18]

We reproduce here some salient results from Lane and Soper [18] for completeness and better understanding of the purity of isospin in neutron-rich nuclei. Consider a nucleus in its ground state having isospin, T_0 , and its third component, T_{3_0} , both equal to $(N - Z)/2$, in the absence of Coulomb forces. There are total n states which are divided into two parts, n_0 states with isospin T_0 and n' states with isospin $T' \neq T_0$. In ground state, the total intensity change due to Coulomb force is given by,

$$A = A_0 + A' = \sum_{n_0 \neq 0} |\alpha_{n_0 0}|^2 + \sum_{n'} |\alpha_{n' 0}|^2 \quad (1)$$

where α 's are given from perturbation theory,

$$\alpha_{n0} = \frac{\langle n | V_c | 0 \rangle}{E_n - E_0} \quad (2)$$

where V_c is the Coulomb force given by,

$$V_c = \sum_{ij} \left(\frac{1}{2} - T_{3_i}\right) \left(\frac{1}{2} - T_{3_j}\right) \frac{e^2}{r_{ij}} \quad (3)$$

The equation (1) can also be written as,

$$A = \Delta^{-2} \left(\sum_{n \neq 0} \langle n | V_c | 0 \rangle \right) = M_2 / \Delta^2 \quad (4)$$

where Δ is the mean excitation energy over all the n states and M_2 is second moment of isospin mixing caused by Coulomb forces defined as,

$$M_2 = \sum_{n \neq 0} (E_n - E_0) |\alpha_{n0}|^2 = \langle 0 | V_c^2 | 0 \rangle - \langle 0 | V_c | 0 \rangle^2 \quad (5)$$

Similarly, we can write for A' ,

$$A' = \Delta'^{-2} (\sum_{n'} \langle n' | V_c | 0 \rangle^2) = M'_2 / \Delta'^2 \quad (6)$$

where Δ' is the mean excitation energy over n' states and M'_2 is second moment of mixing with T' states. We may write M'_2 as,

$$(2T_0 + 2)M'_2 < \langle 0 | V_c [T^2, V_c] | 0 \rangle \quad (7)$$

Now, the matrix elements of V_c, V_c^2 and $V_c [T^2, V_c]$ in ground state were calculated using Fermi-gas wave function neglecting space exchange effects and using sum rules. Similar calculations are also reported by MacDonald [25] to calculate isospin impurity in light nuclei. Using these values into equations (5) and (7), one obtains,

$$M_2 = \langle 0 | V_c^2 | 0 \rangle - \langle 0 | V_c | 0 \rangle^2 = \left(\frac{e^2}{R}\right)^2 Z(Z-1)(0.017Z + 0.37) \quad (8)$$

$$\langle 0 | V_c [T^2, V_c] | 0 \rangle = \left(\frac{e^2}{R}\right)^2 (Z-1)(0.017Z + 0.76)(Z - \langle 0 | T^2 - T_{30}(T_{30} + 1) | 0 \rangle) \quad (9)$$

As per the assumption, for ground state, $T_0 = T_{30} = (N - Z)/2$ giving,

$$\langle 0 | V_c [T^2, V_c] | 0 \rangle = \left(\frac{e^2}{R}\right)^2 Z(Z-1)(0.017Z + 0.76) \quad (10)$$

The equations (8) and (10) are same within a factor of 2 which implies,

$$(2T_0 + 2)M'_2 < 2M_2 \implies M'_2 < 2M_2 / (N - Z + 2) \quad (11)$$

From above expressions, for $Z < 100$, the intensities A_0 and A' are related as,

$$A_0 + A' \approx (\Delta_c / \Delta)^2, A' < 2(N - Z + 2)^{-1} (\Delta_c / \Delta')^2 \quad (12)$$

where Δ_c is the Coulomb energy of a proton defined as, $\Delta_c = (6/5)(Ze^2/R)$

The value of Δ can be approximated by the oscillator frequency which decreases from 12 MeV at $A = 50$ to 7 MeV at $A = 240$ while Δ_c increases from 7 MeV to 22 MeV in the same mass range. This results into $A_0 + A' \approx 1$ leading to mixing of $T = T_0$ states into ground state. For T changing by one unit, Δ' is equal to change of symmetry energy which is equal to Δ_c on stability line. However, away from the stability line, it gives $\Delta' > \Delta_c$ and thus $A' \ll 2(N - Z + 2)^{-1}$. Therefore, as we move towards neutron-rich nuclei, A' will decrease and thus, $A_0 \approx 1$ resulting into very small isospin mixing between states with different isospins.

The total isospin of a neutron-rich nucleus may, therefore, be looked upon as the vector sum of isospin of the $(N = Z)$ core to the isospin of the $(N - Z)$ excess neutrons. The isospin of the core is mainly zero but may have isospin impurity of say about one due to Coulomb interaction. The addition of excess neutrons having a pure isospin of $(N - Z)/2$ can, therefore, produce a total isospin of $(N - Z)/2$ or $(N - Z + 2)/2$. The admixture of $(N - Z + 2)/2$ isospin with $(N - Z)/2$ gets reduced by a factor of $2/(N - Z + 2)$ resulting in a relatively pure isospin in heavy nuclei which are neutron-rich.

Primary fission fragments produced in heavy ion fusion fission reactions have a large N/Z ratio which is similar to that of the compound nucleus (CN) . Therefore, the large isospin of the CN carries over into the fission fragments and may behave as a good quantum number.

However, the assignment of total isospin to fission fragments is rather difficult as there is no prescription for doing so. We find the observations made by Kelson very useful in this regard [24]. We have termed these observations as Kelson's conjectures and describe the underlying arguments in detail in the next section as Kelson's paper is not so easily accessible.

2.2. Kelson's conjectures

Kelson suggested that the isobaric spin may play a critical role in fission phenomena and thus fission can be used to explore the IAS [24]. From the

liquid drop model (LDM) mass formula, the binding energy of a (N, Z) nucleus with mass number A is given by,

$$BE(Z, N) = c_1 A - c_2 A^{2/3} - c_3 \frac{Z(Z-1)}{A^{1/3}} - c_4 \frac{(N-Z)^2}{A} + \delta \quad (13)$$

where c_i 's are constants and the five terms are volume, surface, Coulomb, asymmetry and pairing energies respectively. The last term δ , which describes the correction due to pairing, is not so important here and was omitted by Kelson. The LDM gives the binding energy only for the ground state of a nucleus. Thus, the mass formula needs to be generalized to obtain the binding energy of each possible shape that the system would acquire during a dynamic process like fission.

The first term would be the generalized volume energy and is simply a constant of motion due to volume conservation in nuclei. The second term would be the generalized surface term which is proportional to the surface area of the nuclear shape. The third term would be the electrostatic energy term which is obtained by a double integral over the nuclear volume. The fourth term would be the asymmetry energy term which is also considered as a constant of motion. We know that fission occurs mainly because of the competition between the surface and Coulomb energy terms. But we should also take into account the role of asymmetry term in fission. Being proportional to isospin T_3^2 in ground state, it becomes proportional to T^2 as $T = T_3$ in the ground state. On generalizing it for the excited states populated during fission, the value of this term will change because of the increase in T as the nucleus goes to higher excited states.

Kelson then used the independent particle model (IPM) picture. The total energy of the system is obtained by summing over the energies of individual fermions moving in a one-body potential corresponding to a particular nuclear shape of that system. If these fermions occupy the lowest states of each instantaneous shape, then IPM would give the same results as that given by LDM. If it is assumed that the neutron and proton wave functions are identical then the occupation of the lowest orbits implies that the isospin remains conserved

as the system evolves through various shapes and the asymmetry term may be neglected. However, the assumption of occupying lowest orbits is not justified in a dynamic process like fission. This may have important consequences on isospin as pointed out by Kelson in the following.

Due to occupation of higher excited states, the symmetry energy term which is proportional to T^2 , no longer remains a constant. The information about the internal motion of nucleons while going from static to dynamic system is partially introduced by including the expectation value of T^2 as a dynamical variable in the Hamiltonian. We can also say that in the presence of strong Coulomb forces, the expectation value $\langle T^2 \rangle$ in the Hamiltonian gives the degree of isospin non-conservation.

We note that the isospin purity in neutron-rich systems is well supported by the theoretical arguments given by Lane and Soper [18] as already pointed out. The isospin may change due to the mixing caused by Coulomb forces but this change will be very small in heavy nuclei and the fission fragments as they are n -rich. However, a change in isospin may occur during the dynamic process of fission and in accordance with the rules of isospin algebra. We track these changes during fission by using Kelson's observations.

Kelson considered the expectation value of $T^2 - T_3(T_3 + 1)$ instead of T^2 . If the system is in ground state, then this expectation value will be zero as $T = T_3$ for the ground state. This expectation value will give us a kind of deviation in energy when we move from ground state to higher excited states, as is expected during fission phenomenon. For an independent particle wave function ϕ consisting of Z protons and N neutrons, distributed in the same complete set of single particle basis for both protons and neutrons, it follows that

$$N - Z = n - z, \tag{14}$$

where n denotes the number of neutrons in orbits unoccupied by protons and z denotes the number of protons in orbits unoccupied by neutrons. Using angular

momentum algebra, one obtains

$$\langle \phi | T^2 - T_3(T_3 + 1) | \phi \rangle = \langle \phi | T_- T_+ | \phi \rangle = z \quad (15)$$

Since the electrostatic repulsion acts between protons only, Kelson suggested that there is a gradual increase of z and hence of $T > T_3$ components during the process.

After fission, the system is divided into two subsystems characterized by z_i such that $z = z_1 + z_2$. The fission fragments lose maximum part of their energy in neutron emission. Further, neutron emission will either increase z value or keep it same. Therefore, fission fragments are more likely to be formed in excited states with $T > T_3$. Kelson, further proposed that “the tendency to overpopulate highly excited states with $T > T_3$ in the primary fission products, carries largely over to the conventionally referred to Isobaric Analog states (IAS) in the observed products”.

These observations by Kelson maybe summarized as: i) The neutron emission during fission process enhances the formation of higher excited states with $T > T_3$, and ii) The observed fission fragments would preferably be formed in IAS. We term both these observations as Kelson’s conjectures and find them very useful in assigning the total isospin of the fission fragments.

The Kelson’s conjectures are also supported by the work of Yadrovsky [26]. In his short paper, Yadrovsky obtained the fission decay widths from two states of CN which are $T_0 + 1/2$ and $T_0 - 1/2$ isospin states. He found a large difference between the fission decay widths from two isospin states. Based on this, he concluded that a nucleus remembers the isospin value of the nuclear states leading to fission. This is a very critical and strong statement. Yadrovsky also suggested that isospin may be conserved in fission process but it is not proven yet.

3. Calculations and Results for ^{208}Pb (^{18}O , f)

3.1. Assignment of total isospin of fission fragments

We consider a compound nucleus (CN) formed in a heavy ion fusion reaction which fissions into two fragments F_1 and F_2 along with the emission of n number of neutrons. This process may be depicted as,

$$Y(T_Y, T_{3_Y}) + X(T_X, T_{3_X}) \rightarrow CN(T_{CN}, T_{3_{CN}}) \rightarrow F_1(T_{F_1}, T_{3_{F_1}}) + F_2(T_{F_2}, T_{3_{F_2}}) + n \quad (16)$$

where $T_Y, T_X, T_{CN}, T_{F_1}$ and T_{F_2} are the total isospin values of projectile, target, CN , and the two fragments respectively. Conservation of the third component T_3 implies that $T_{3_Y} + T_{3_X} = T_{3_{CN}}$. From the isospin algebra, we have

$$|T_X - T_Y| \leq T_{CN} \leq (T_X + T_Y) \quad (17)$$

We assume that the target and projectile are in their ground states and the total isospin T for the ground state of a nucleus is equal to its minimum value, i.e., $T = T_3$. Thus, we have $T_Y = T_{3_Y}$ and $T_X = T_{3_X}$. Therefore, we obtain

$$|T_{3_X} - T_{3_Y}| \leq T_{CN} \leq (T_{3_X} + T_{3_Y}) \quad (18)$$

But the total isospin is $T_{CN} \geq T_{3_{CN}}$ where $T_{3_{CN}} = T_{3_X} + T_{3_Y}$. Thus, the only possible value of $T_{CN} = T_{3_X} + T_{3_Y}$. This gives us a unique value of isospin for the CN . For example, in the heavy ion induced reaction ^{208}Pb (^{18}O , f) being considered in this paper, the projectile and target are initially assumed to be in the ground state. The target and projectile, therefore, have

$$\begin{aligned} T_X(^{208}\text{Pb}) &= T_{3_X}(^{208}\text{Pb}) = 22, \\ T_Y(^{18}\text{O}) &= T_{3_Y}(^{18}\text{O}) = 1 \end{aligned} \quad (19)$$

From the conservation of isospin, the compound nucleus ^{226}Th can have three possible values of $T_{CN} = 21, 22, 23$. However, the CN ^{226}Th has $T_{3_{CN}} = 23$. Since $T_{CN} \geq T_{3_{CN}}$, T_{CN} can have only one value, i.e., 23. This uniquely fixes the total isospin of the CN .

The CN now fissions into a pair of daughter fragments with the emission of n number of neutrons. For simplicity, we assume that all the neutrons that are emitted during the fission process are released in one step and do not make any distinction between the pre and post scission neutrons separately because the time difference between the two is of the order of 10^{-19} sec which is very small. It simplifies our analysis and should not make any impact on the final results as such. It also allows us to define a residual compound nucleus (RCN) that remains after the emission of n neutrons from CN . This simplifies the procedure of isospin assignments and reduces the many body problem in fission to a simple two body problem. The total isospin of the RCN will, therefore, lie in the range,

$$|T_{CN} - n/2| \leq T_{RCN} \leq (T_{CN} + n/2) \quad (20)$$

and $T_{3_{RCN}} = T_{3_{F1}} + T_{3_{F2}} = T_{CN} - n/2$. Alternatively, T_{RCN} will lie in the range,

$$|T_{F1} - T_{F2}| \leq T_{RCN} \leq (T_{F1} + T_{F2}) \quad (21)$$

Using Kelson's first conjecture, neutron emission will lead to the formation of excited states with $T > T_3$. We, therefore, choose the maximum possible value of T_{RCN} i.e. $T_{RCN} = T_{F1} + T_{F2}$ such that Eq. (20) is also satisfied.

The most crucial task is to assign total isospin values to the fission fragments. We now invoke Kelson's second conjecture according to which the fission fragments are preferably formed in IAS. We limit ourselves to three isobars corresponding to each mass number having T_3 values as T_3 , T_3+2 , and T_3+4 . For each such isobaric triplet corresponding to a particular mass number, we assign the total isospin value $T = T_3 + 4$ which is the maximum of the three T_3 values. These fragments are formed in IAS which decay to the ground state by the emission of γ -rays only leading to no change in T_3 value although T value can change during γ -emission as allowed by selection rules. We note that the maximum contribution comes from the fragments having a maximum projection for a given isospin value. With the decreasing T_3 value, the contribution of those fragments automatically decreases. Thus, the fission fragments are primarily

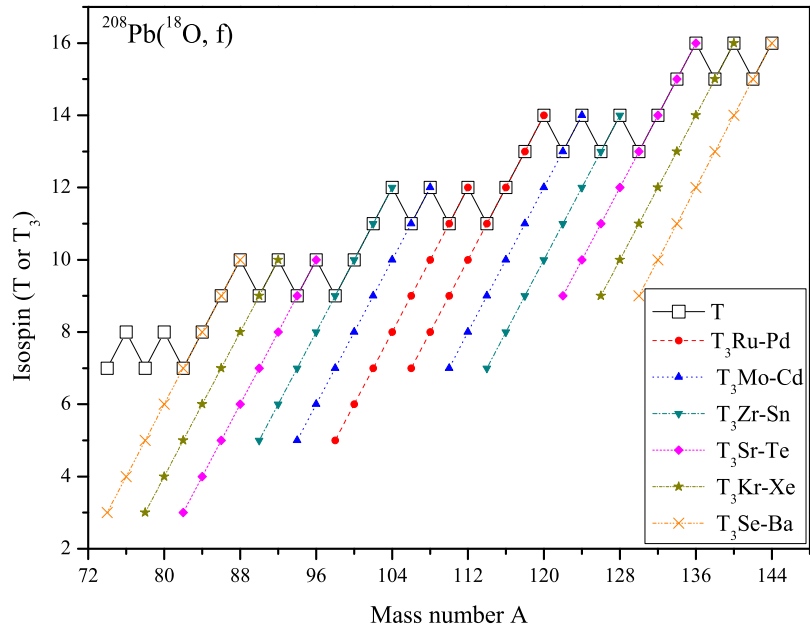


Figure 1: (Color online) Isospin T or T_3 vs. mass number A of the fission fragments emitted in $^{208}\text{Pb}(^{18}\text{O}, f)$. Open squares on the zig-zag line show the isospin T assigned to each mass number. Other symbols show the T_3 values for the fragments of different partitions. One particular type of symbol corresponds to T_3 values for the fragments of a distinct partition. Out of the two lines connecting the same symbols, the one on the far right hand side is for the heavier and the one on the extreme left hand side is for the lighter fragments.

Table 1: The table lists the isospin of RCN , T_{RCN} calculated for different n -emission channels in all the six partitions.

q	0, 8	2, 6, 10	4	12	14
T_{RCN}	23	22, 24	23, 25	21, 23	20, 22, 24

formed in the maximum projection states.

We, now, proceed to assign the isospin values to the fission fragments in all the six partitions. As discussed above, we choose three isobars for each mass number by considering eight lighter and eight heavier fragments in each partition. For example, we choose three isobars of $A = 112$, ^{112}Ru ($T_3 = 12$), ^{112}Pd ($T_3 = 10$) and ^{112}Cd ($T_3 = 8$), and we assign $T = 12$ for $A = 112$. Similarly, we assign total isospin to all the fragments as depicted in Fig. 1. This prescription allows us to assign the isospin values in a systematic and consistent manner. We can see from the figure that there are three sets of eight nuclides in the center and two sets of six nuclides at the two extremes. Here, we are considering only the experimentally observed partitions but if we go beyond these partitions, the last two sets may also have eight nuclides. We, then, calculate the isospin of RCN after the emission of q number of neutrons just by adding the isospin values of the two fragments as $T_{RCN} = T_{F1} + T_{F2}$ and $T_{3RCN} = T_{3F1} + T_{3F2}$ following Kelson's first conjecture. From table 1, we note that the value of T_{RCN} varies from 20 to 25 for different n -emission channels. From the experimental neutron multiplicity data [19], we know that $4n$ and $6n$ emission channels dominate over the other channels. Therefore, major contribution should come from $T_{RCN} = 22, 23, 24, 25$.

We now turn to the experimental data from the recent measurements of Bogachev *et al.* [19] and Banerjee *et al.* [20]. Both of them have reported the experimental observation of six distinct partitions namely Ru-Pd, Cd-Te, Zr-Sn, Sr-Te, Kr-Xe and Se-Ba produced in the reaction $^{208}\text{Pb}(^{18}\text{O}, f)$. Bogachev *et al.* [19] have also reported the neutron multiplicity data for each partition and

found that the $6n$ emission channel has maximum number of counts in all the partitions except in Se-Ba partition where the $4n$ emission channel dominates.

3.2. Calculation of relative intensities of fission fragments

After the assignment of isospin values, we calculate the relative intensities of neutron-rich fission fragments. First, we consider a particular n -emission channel of a given partition and construct all the possible pairs of fission fragments, satisfying the condition imposed by Eq. (20). We have restricted ourselves to the isospin part of the total wave function only and for each possible pair of fragments (F_1, F_2) identified by their isospins ($T_{F_1}T_{3_{F_1}}, T_{F_2}T_{3_{F_2}}$), emitted in n^{th} neutron-emission channel in a particular partition, the isospin wave function of RCN may be written as,

$$|T_{RCN}, T_{3_{RCN}}\rangle_n = \langle T_{F_1}T_{F_2}T_{3_{F_1}}T_{3_{F_2}} | T_{RCN}T_{3_{RCN}} \rangle \quad (22)$$

$$|T_{F_1}, T_{3_{F_1}}\rangle |T_{F_2}, T_{3_{F_2}}\rangle$$

where $\langle T_{F_1}T_{F_2}T_{3_{F_1}}T_{3_{F_2}} | T_{RCN}T_{3_{RCN}} \rangle$ represents the Clebsch-Gordon coefficient (CGC). The intensity of each pair of fragments in the respective partition for a particular n -emission channel is, therefore, given by,

$$I_n = \langle CGC \rangle^2 = \langle T_{F_1}T_{F_2}T_{3_{F_1}}T_{3_{F_2}} | T_{RCN}T_{3_{RCN}} \rangle^2 \quad (23)$$

We further introduce the weight factors for different n -emission channels as obtained from the neutron multiplicity distribution as given in Fig. 5 of Bogachev *et al.* [19]. These values are read from the graph and normalized with respect to the channel having maximum number of counts in a given partition. Therefore, these weight factors are partition wise weight factors. The final yield of an individual fragment may now be obtained as,

$$I = \sum_n I_n \times w_n = \sum_n \langle CGC \rangle^2 \times w_n \quad (24)$$

where the summation runs over all the neutron-emission channels and w_n is the normalized weight factor of the n^{th} neutron-emission channel.

For example, we consider the $12n$ emission channel in Ru-Pd partition. Here, $T_{3_{RCN}} = 23 - 6 = 17$. The isospin of RCN is fixed by adding the isospin values

Table 2: The list of the T and T_3 values assigned to all the possible combinations of fragments emitted in $12n$ emission channel of Ru-Pd partition.

Nucleus	T_{F_1}	$T_{3_{F_1}}$	Nucleus	T_{F_2}	$T_{3_{F_2}}$	$T_{RCN} =$ $T_{F_1} + T_{F_2}$
^{98}Ru	9	5	^{116}Pd	12	12	21
^{100}Ru	10	6	^{114}Pd	11	11	21
^{102}Ru	11	7	^{112}Pd	12	10	23
^{104}Ru	12	8	^{110}Pd	11	9	21
^{106}Ru	11	9	^{108}Pd	12	8	23
^{108}Ru	12	10	^{106}Pd	11	7	23

of the two fragments, $T_{RCN} = T_{F_1} + T_{F_2}$ but it should also lie in the range $23-6, \dots, 23+6$ i.e. $17, \dots, 29$ and if it does not, then we exclude that particular combination. We obtain 6 possible combinations for Ru-Pd partition as listed in Table 2. We, then, calculate their CGC using Eq. (22) and square them. Then we multiply these by normalized values of the weight factors extracted from the experimental data to obtain the intensities. For example, the weight factor for the $12n$ emission channel in Ru-Pd partition is, $w_{12} = 0.0291$.

Similarly, we carry out the calculation for all the n -emission channels. Using Eq. (24), we then calculate the intensity of all the lighter as well as heavier mass fragments. We further normalize the yields of all the fragments with respect to the fragment having maximum yield, for the lighter and heavier set of fragments separately. This gives us the relative yields of fragments in a given partition which may be compared with the experimental data normalized in the same manner [19, 20]. We repeat the same procedure as discussed above for all the partitions separately. These results are presented in the next section.

To calculate the total fission fragment mass distribution, we simply add the individual yields of three isobars of each isobaric multiplet. The only difference here is in the calculation of the weight factors. For this, we obtain the

weight factors v_n by normalizing with respect to the n -emission channel having maximum number of counts among all the partitions. These weight factors, therefore, relate to all the partitions. Thus, the total yield of a given mass fragment in a given partition may now be written as,

$$I' = \sum_n I_n \times v_n = \sum_n \langle CGC \rangle^2 \times v_n \quad (25)$$

where v_n is the weight factor for the n^{th} n -emission channel. We calculate the yield of each and every fragment in all the six partitions. To calculate the total yield for a particular mass number, we add the yields of all the three isobars of the isobaric multiplet corresponding to that mass number. Finally, we calculate the normalized yield for each mass number with respect to mass number having the maximum yield to obtain the total fission fragment mass distribution.

3.3. Results

We, now, present the calculated results and their comparison with the experimental data. There are total two sets of experimental data available, one due to Bogachev *et al.* [19] and another due to Banerjee *et al.* [20] for the reaction $^{208}\text{Pb}(^{18}\text{O}, f)$. However, we have used the neutron multiplicity data only reported by Bogachev *et al.* [19] for the calculations. We also use the same normalization procedure for the experimental data as discussed in the calculations in order to compare with our calculated results. We compare our results with both the measurements in Fig. 2. A reasonable agreement between the experiment and theory is evident from the Fig. 2. Since the error in the total yields has been estimated to be in the range of 10-30% by Bogachev *et al.* [19], the errors in the individual partitions will be at least 10%.

We note that there are some differences between the two experimental data sets of Bogachev *et al.* [19] and Banerjee *et al.* [20]. For example, the peak in the relative yields is at ^{102}Mo in Banerjee *et al.* [20] and at ^{104}Mo in Bogachev *et al.* [19]. From Fig. 2, we see that the relative yields of at least three of the six partitions agree with the experimental data quite well. The relative yields of fission fragments in the partitions Ru-Pd, Mo-Cd and Sr-Te match very well with

the experimental data of Bogachev *et al.* [19] On the other hand, the partitions Ru-Pd, Sr-Te and Se-Ba match reasonably well with the experimental data of Banerjee *et al.* [20]. Overall, we can say that among all the six partitions, there are only two partitions i.e., Zr-Sn and Kr-Xe whose experimental behavior is marginally different from what we calculate from theory. One possible reason for this deviation may be the shell effects due to the presence of $A = 124$ ($Z = 50$) and $A = 136$ ($N = 82$) closed shell. However, it is not clear how the closed shell will result in a dip in the observed mass distribution. The shift in peak in calculations for Zr-Sn partition can also be attributed to the presence of an isomer of ^{98}Zr (half-life, $t_{1/2} = 1.7\mu\text{s}$).

The neutron multiplicity data reported by Bogachev *et al.* [19] may have an error of about 30%. This may sometimes affect the calculated results adversely also. We have verified that the results deteriorate somewhat when no weight factors are taken into account. Also, the most dominant channels corresponding to $4n$, $6n$, $8n$ emissions are generally sufficient to reproduce the major features of the observed fragment distribution as shown in Fig. 3; these results differ marginally from those in Fig. 2. We have also carried out a calculation by taking all the CGC's equal to one, as shown in Fig. 4. The results here reflect the role of weight factors only. In this case, there is no role of isospin and we can see that results are far-off from the experimental data. This confirms that the fragment mass distributions are mainly controlled by C.G. coefficients arising from isospin algebra.

Our isospin assignment may also have an error of one unit. We have verified that if we increase the isospin value of all the fragments by one unit, then the calculated results change negligibly. But, the results deteriorate completely if T is changed by two units. Our isospin assignments are, therefore, reasonably good within an error of one unit.

We further calculate the relative intensity for the total fragment mass distribution for ^{208}Pb (^{18}O , f) as discussed in the section 3.2 and plot it with the experimental data as shown in Fig. 5. There is a reasonable agreement between the experimental and calculated values. The disagreement in the values

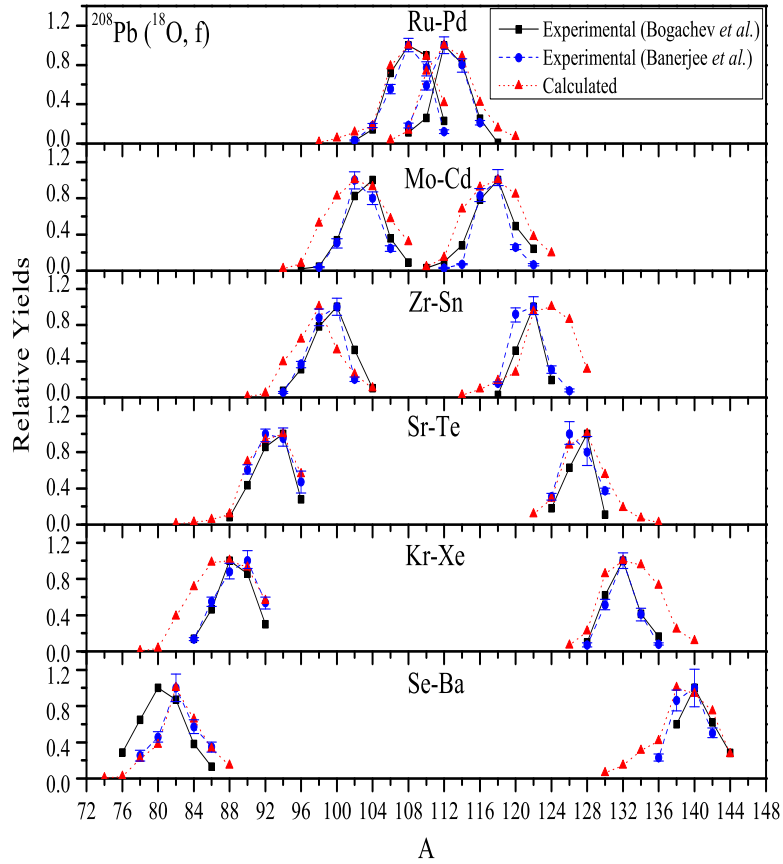


Figure 2: (Color online) Comparison of the calculated and experimental relative yields of fission fragments vs. mass number A of all the six partitions formed in ^{208}Pb (^{18}O , f). Experimental data are taken from Bogachev *et al.* [19] and Banerjee *et al.* [20]. In the calculated results, the weight factors from Bogachev *et al.* [19] have been used.

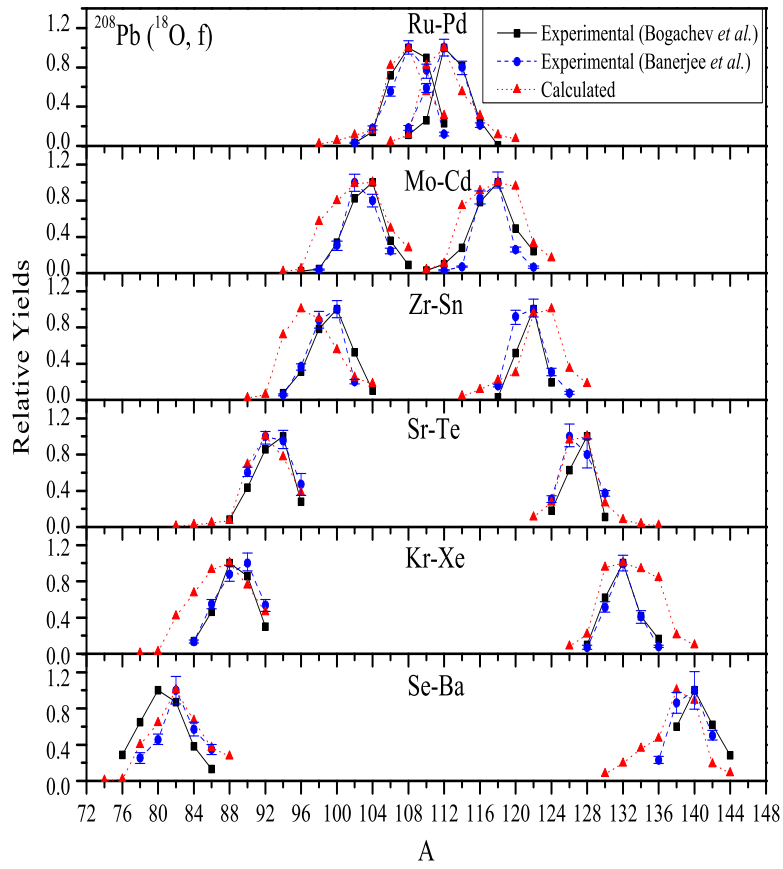


Figure 3: (Color online) Similar to Fig. 2 except that here we consider only $4n, 6n$ and $8n$ emission channels without including weight factors.

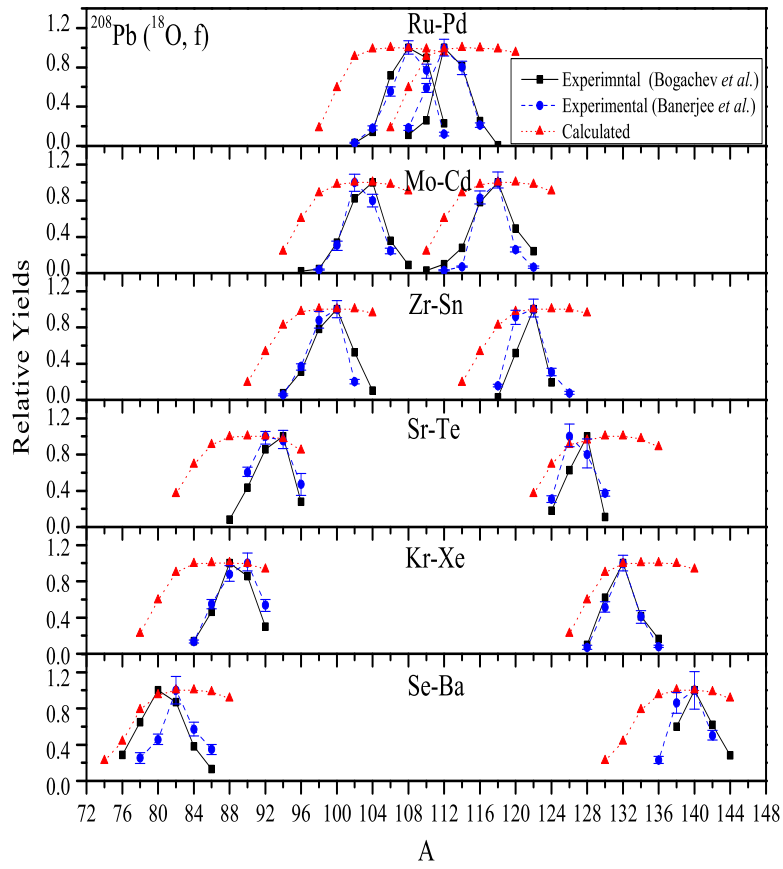


Figure 4: (Color online) Similar to Fig. 2 except that here we consider all CGC's equal to 1. The calculated results show the effect of weight factors only.

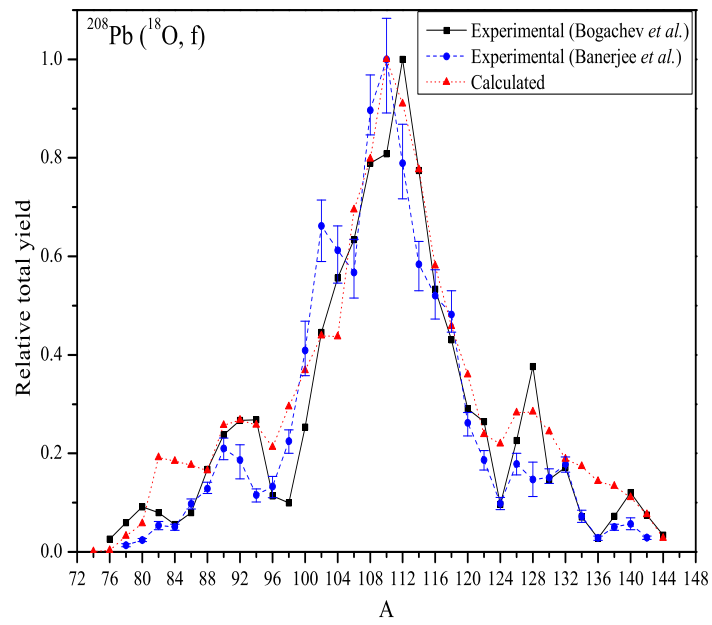


Figure 5: (Color online) Comparison of the calculated and experimental total relative yields of fission fragments vs. mass number A for the reaction $^{208}\text{Pb}(^{18}\text{O}, \text{f})$. Experimental data are taken from Bogachev *et al.* [19] and Banerjee *et al.* [20].

at $A = 124$ and 136 and the complementary fragments at $A = 84$ and 98 in Fig. 5 may be due to closed shell configuration as already discussed. It may also be pointed out that we have not considered any corrections due to the shell effects, the side-feedings and the presence of isomeric states. Even then, good agreements have been obtained with the data which confirms that isospin is reasonably pure and is a useful concept in neutron-rich systems.

4. Calculations and Results for $^{238}\text{U} (^{18}\text{O}, \text{f})$

4.1. Assignment of total isospin of fission fragments

In this reaction, ^{256}Fm is the CN with isospin $T_{CN} = T_{3_{CN}} = 28$. We assign the isospin value to various fission fragments emitted in $^{238}\text{U} (^{18}\text{O}, \text{f})$ using the prescription as discussed in section 3.1 for $^{208}\text{Pb} (^{18}\text{O}, \text{f})$. We consider eight fragments each on the lighter side and heavier side. The assigned isospin values to all the considered fission fragments are shown in Fig. 6. We also assign isospin to RCN using Kelson's first conjecture as explained in the section 3.1. Danu *et al.* [21] have reported the dominating n -emission channels for all the partitions in the $^{238}\text{U} (^{18}\text{O}, \text{f})$ reaction. This information has been used in the calculations.

4.2. Calculation of relative intensities of fission fragments

We calculate the relative yields of fission fragments using the same formulation as used for $^{208}\text{Pb} (^{18}\text{O}, \text{f})$ in section 3.2 except that for this reaction, we know only dominating n -emission channels. The data for weight factors of different n -emission channels are not known. In the calculations, we consider three n -emission channels centered around the dominant channel without involvement of any weight factors. For example, for Sn-Sn partition, $12n$ emission channel dominates, so we consider $10n$, $12n$ and $14n$ channels in the calculations. Thus, modified equation for yields of fragments in a particular partition is given by,

$$I = \sum_n I_n = \sum_n \langle CGC \rangle^2 \quad (26)$$

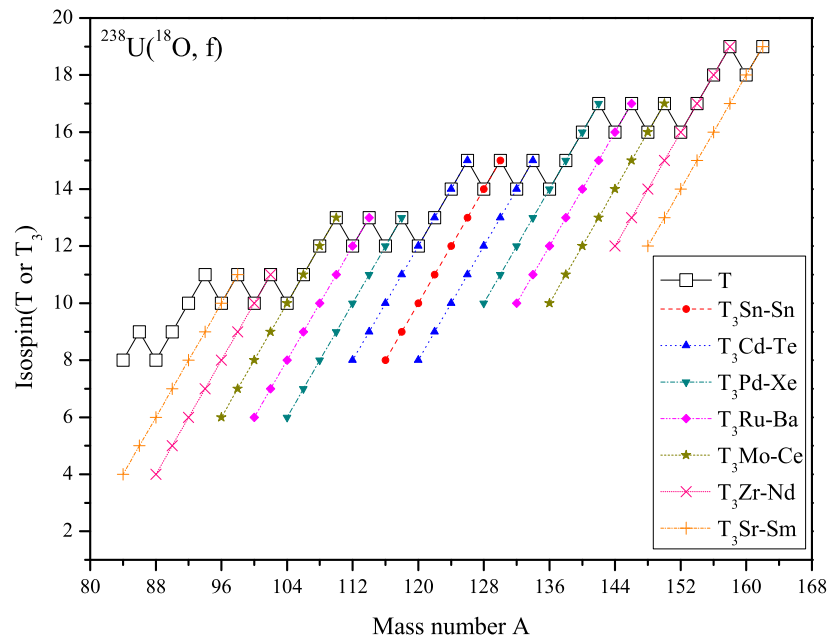


Figure 6: (Color online) Similar to Fig. 1 but for $^{238}\text{U}(^{18}\text{O}, f)$.

where the summation runs over all the n -emission channels under consideration. We repeat the same procedure as explained in section 3.2 to calculate the relative yields of fragments in all the seven partitions. In this case, we do not calculate relative total yields as there are no relative weight factors for partitions available. As a result, we can not say which partition will dominate over the others.

4.3. Results

We, now, compare the relative yields of fission fragments emitted in ^{238}U (^{18}O , f) from our calculations with the experimental data from Danu *et al.* [21] in Fig. 7. For Sn-Sn and Ru-Ba partitions, $12n$ and $8n$ channels are the dominating n -emission channels respectively and for all the other partitions, $10n$ emission channel is the dominating one. In the calculations, we consider only three channels centered around the dominating channels. In Fig. 7, we can see that the calculated results for all the partitions except Ru-Ba partition follow the experimental data quite well. As discussed for ^{208}Pb (^{18}O , f), there are shell effects at $A = 124$ ($Z = 50$) and $A = 136$ ($N = 82$) closed shell and their complementary fragments. Also, there are some long-lived isomers present in these mass regions, e.g., ^{124}Sn , ^{136}Xe and ^{136}Ba . These factors lead to deviations between experiment and our results as we have not included any of these effects in our calculations.

It must be emphasized that we are in no way claiming to predict the fission fragment mass distribution. Our model in its present form needs many experimental inputs like neutron multiplicity data for all partitions separately and initial information of the emitted fragments. It is known that the fission fragment distribution depends on energy and may become symmetric/asymmetric depending on the energy. In our model, this can be achieved by giving different weights to symmetric/asymmetric partitions, which in turn depends on the energy. This information is not included in our model and must come from the measurements or, the detailed theories of fission.

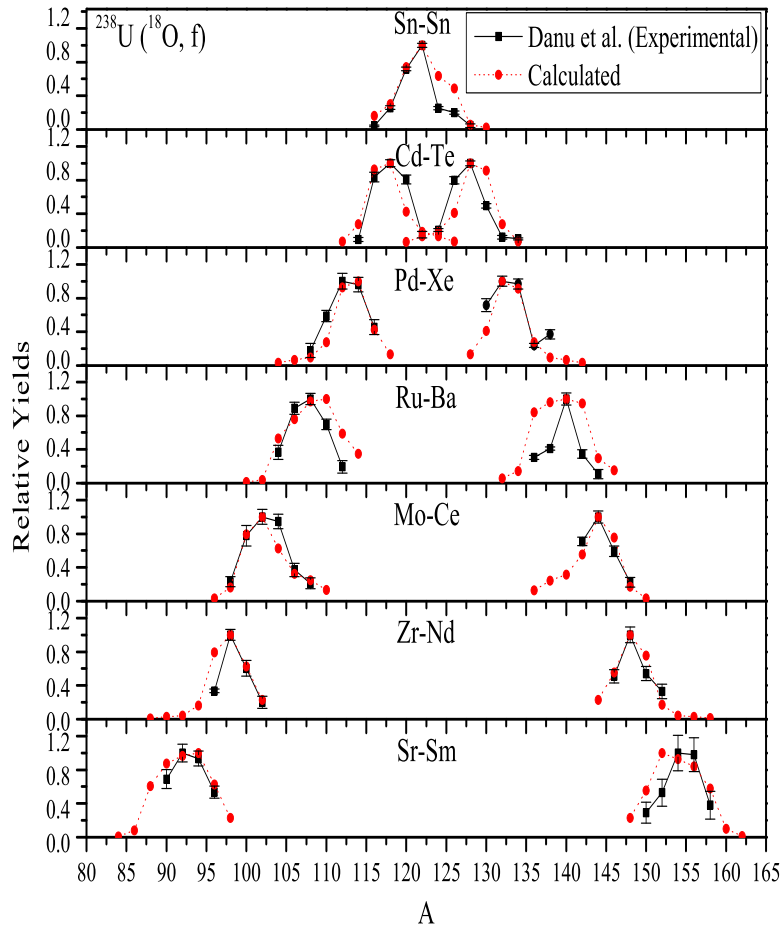


Figure 7: (Color online) Comparison of the calculated and experimental relative yields of fission fragments vs. mass number A of all the seven partitions formed in $^{238}\text{U} (^{18}\text{O}, f)$. Experimental data are taken from Danu *et al.* [21].

5. Conclusion

We have calculated the relative yields of neutron-rich fission fragments for all the six partitions of ^{208}Pb (^{18}O , f) and seven partitions of ^{238}U (^{18}O , f) separately and also for the total mass distribution of ^{208}Pb (^{18}O , f) and compared them with the three sets of experimental data available. These calculations have been carried out with a very simple approach based on isospin part of the wave function without the inclusion of shell effects. These calculations were mainly driven by the expectations that the isospin behaves as approximately good quantum number for neutron-rich nuclei. This expectation is supported by the theoretical work of Lane and Soper [18] which demonstrates that isospin becomes more pure as $(N - Z)$ value increases. We found Kelson's conjectures [24] very helpful in assigning the total isospin to the fission fragments and allowed us to give a reasonable prescription for isospin assignments to fission fragments. Further, we have also used the neutron multiplicity data from Bogachev *et al.* [19] to include the weight factors of various n -emission channels in calculating the relative yields of fission fragments. The calculated values reproduce the experimental trend reasonably well for the mass distribution of fragments for both the reaction data sets, ^{208}Pb (^{18}O , f) and ^{238}U (^{18}O , f) in individual partitions and the total mass distribution of fragments for ^{208}Pb (^{18}O , f). These results confirm that isospin remains reasonably pure in neutron-rich nuclei. Therefore, isospin should also be introduced along with spin in models of fission to obtain better results. This is the first direct evidence of its kind and opens up new avenues for testing the purity of isospin in neutron-rich heavy nuclei as well as calculating the fission fragment mass distribution.

6. Acknowledgements

We thank Prof. Don Robson for extensive discussions and valuable comments during the early phases of this work. We also thank Profs. V. K. B. Kota, R. K. Choudhury and P. van Isacker for useful suggestions at various times. Support from Ministry of Human Resource Development (Government

of India) to SG and BM in the form of a fellowship is gratefully acknowledged. The authors also acknowledge the financial support from the Department of Science and Technology, Government of India.

References

References

- [1] D. Warner, M. A. Bentley, and P. Van Isacker, *Nature Physics* **2**, (2006) 311.
- [2] D. Robson, *Ann. Rev. Nucl. Sci.* **16**, (1966) 119.
- [3] G. M. Temmer, Chapter 3 of “Fundamentals in Nuclear Theory”, I.A.E.A., Vienna, (1967) 163-242.
- [4] D. Robson, *Science* **179**, (1973) 133.
- [5] A. K. Jain, D. Choudhary, and B. Maheshwari, *Nuclear Data Sheets* **120**, (2014) 123 and references therein.
- [6] S. Garg, and A. K. Jain, *Phys. Scr.* **92**, (2017) 094001.
- [7] W. Heisenberg, *Z. Physik* **77**, (1932) 1-11.
- [8] B. Cassen, and E.U. Condon, *Phys. Rev.* **50**, (1936) 846-49.
- [9] L. E. H. Trainor, *Phys. Rev.* **85**, (1952) 962-72.
- [10] L. A. Radicati, *Phys. Rev.* **87**, (1952) 521.
- [11] R. K. Adair, *Phys. Rev.* **87**, (1952) 1041-43.
- [12] E. P. Wigner, *Proc. Robert A. Welch Found. Conf. Chem. Res.* **1**, (1958) 67.
- [13] J. B. French, and M. H. MacFarlane, *Nucl. Phys.* **26**, (1961) 168.
- [14] J. D. Anderson, C. Wong, and J. W. McMlure, *Phys. Rev.* **126**, (1962) 2170.

- [15] J. D. Fox, C. F. Moore, and D. Robson, Phys. Rev. Lett. **12**, (1964) 198.
- [16] D. Robson, A. Richter, and H. L. Harney, Phys. Rev. C **8**, (1973) 153.
- [17] H. L. Harney, A. Richter, and H. A. Weidenmuller, Rev. Mod. Phys. **58**, (1986) 607.
- [18] A. M. Lane, and J. M. Soper, Nucl. Phys. **37**, (1962) 663.
- [19] A. Bogachev *et al.*, Eur. Phys. J. A **34**, (2007) 23.
- [20] P. Banerjee *et al.*, Phys. Rev. C **92**, (2015) 024318.
- [21] L. S. Danu *et al.*, Phys. Rev. C **81**, (2010) 014311.
- [22] J. Simpson, Z. Phys. A **358**, (1977) 139.
- [23] S. Muralithar *et al.*, Nucl. Instrum. Methods in Phys. Research A **622**, (2010) 381.
- [24] I. Kelson, Proc. of the Conference on Nuclear Isospin, edited by D. Anderson, S.D. Bloom, J. Cerny and W.W. True, Academic Press (1969) Pg. 781.
- [25] W. M. MacDonald, Phys. Rev. **100**, (1955) 51, Phys. Rev. **101**, (1956) 271.
- [26] E. L. Yadrovsky, Phys. Lett. **55B**, (1975) 157.