

# MSC: A Dataset for Macro-Management in StarCraft II

Huikai Wu, Junge Zhang, Kaiqi Huang

NLPR, Institute of Automation, Chinese Academy of Sciences  
{huikai.wu, jgzhang, kaiqi.huang}@nlpr.ia.ac.cn

Homepage: <https://github.com/wuhuikai/MSC>

## Abstract

Macro-management is an important problem in StarCraft, which has been studied for a long time. Various datasets together with assorted methods have been proposed in the last few years. But these datasets have some defects for boosting the academic and industrial research: 1) There are neither standard preprocessing, parsing and feature extraction procedure nor predefined training, validation and test set in some datasets. 2) Some datasets are only specified for certain tasks in macro-management. 3) Some datasets either are too small or don't have enough labeled data for modern machine learning algorithms such as deep learning. Thus, most previous methods are trained with various features, evaluated on different test sets from the same or different datasets, making it difficult to be compared directly. To boost the research of macro-management in StarCraft, we release a new dataset MSC based on the platform SC2LE. MSC consists of well-designed feature vectors, predefined high-level actions and final result of each match. We also split MSC into training, validation and test set for the convenience of evaluation and comparison. Besides the dataset, we propose baseline models and present initial baseline results for global state evaluation and build order prediction, which are two of the key tasks in macro-management.

## 1 Introduction

Deep learning has surpassed the previous state-of-the-art in playing Atari games [Mnih et al., 2015], the classic board game Go [Silver et al., 2016] and the 3D first-person shooter game Doom [Lample and Chaplot, 2017]. But it remains as a challenge to play real-time strategy (RTS) games like StarCraft II with deep learning algorithms [Vinyals et al., 2017]. Such games usually have enormous state and action space compared to Atari games and Doom. Furthermore, RTS games are usually partially observable, in contrast to Go.

Recent experiment has shown that it's difficult to train a deep neural network (DNN) end-to-end for playing StarCraft II. [Vinyals et al., 2017] introduce a new platform SC2LE

on StarCraft II and train a DNN with Asynchronous Advantage Actor Critic (A3C) [Mnih et al., 2016]. Unsurprisingly, the agent trained with A3C couldn't win a single game even against the easiest built-in AI. Based on this experiment and the progresses made in StarCraft I such as micro-management [Peng et al., 2017], build order prediction [Justesen and Risi, 2017b] and global state evaluation [Erickson and Buro, 2014], we believe that treating StarCraft II as a hierarchical learning problem and breaking it down into micro-management and macro-management is a feasible way to boost the performance of current AI bots.

Micro-management includes all low-level tasks related to unit control, such as collecting mineral shards and fighting against enemy units; while macro-management refers to the higher-level game strategy that the player is following, such as build order prediction and global state evaluation. We could obtain near-human performance in micro-management easily with deep reinforcement learning algorithms such as A3C [Vinyals et al., 2017], while it's hard to solve macro-management at present, though lots of efforts have been made by StarCraft community [Churchill and Buro, 2011; Synnaeve et al., 2011; Erickson and Buro, 2014; Justesen and Risi, 2017b]. One promising way for macro-management is to mimic professional human players with machine learning methods. [Erickson and Buro, 2014] learn to evaluate the global state from replays while [Justesen and Risi, 2017b] utilize DNN for build order prediction. Both methods are trained with replays, which are official log files used to record the entire game status when playing StarCraft.

There are many datasets released in StarCraft I for learning macro-management from replays [Weber and Mateas, 2009; Cho et al., 2013; Erickson and Buro, 2014; Justesen and Risi, 2017b]. But these datasets are designed for specific tasks in macro-management and didn't release the partition for training, validation and test set. Besides, datasets in [Cho et al., 2013; Erickson and Buro, 2014] only contain about 500 replays, which are too small for modern machine learning algorithms. StarData [Lin et al., 2017] is the largest dataset in StarCraft I, containing 65646 replays. But there are only a few replays labeled with the final results, which is not suitable for many tasks in macro-management, such as global state evaluation. SC2LE [Vinyals et al., 2017] is the largest dataset in StarCraft II, which has 800K replays. However, there is neither a standard processing procedure nor prede-

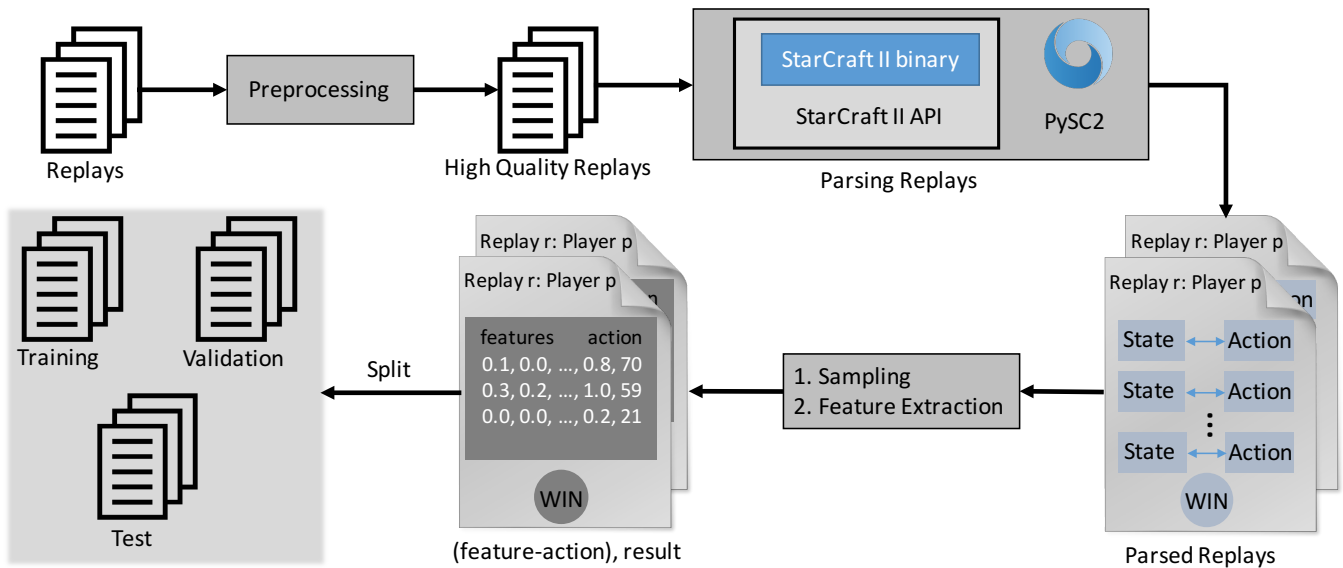


Figure 1: **Framework overview of MSC.** Replays are firstly filtered according to predefined criteria and then parsed with PySC2. The states in parsed replays are sampled and turned into feature vectors. The final files which contain feature-action pairs and the final results are split into training, validation and test set.

finer training, validation and test set. Besides, it's designed for end-to-end human-like control of StarCraft II, which is not easy to use for tasks in macro-management.

Besides a standard dataset, macro-management algorithms could also be compared by building AI bots which differ only in the macro-management algorithm to play against each other. However, such a method works as a black box in its nature. The reasons why an algorithm wins are mixed and uncertain. For example, the winning algorithm might be trained with a much larger dataset; the dataset might be composed of replays collected from more professional players; the features might contain more information; or, the macro-management module might be more compatible with the specific AI bot. It is hard to tell which macro-management algorithm is better unless a standard dataset is used.

To take the research of learning macro-management from replays a step further, we build a new dataset MSC based on SC2LE. It's the biggest dataset dedicated for macro-management in StarCraft II, which could be used for assorted tasks like build order prediction and global state evaluation. We define standard procedure for processing replays from SC2LE, as shown in Figure 1. After processing, our dataset consists of well-designed feature vectors, pre-defined action space and the final result of each match. All replays are then divided into training, validation and test set. Based on MSC, we train baseline models and present the initial baseline results for global state evaluation and build order prediction, which are two of the key tasks in macro-management. Our main contributions are two folds and summarized as follows:

- We build a new dataset MSC for macro-management on StarCraft II, which contains standard preprocessing, parsing and feature extraction procedure. The dataset is divided into training, validation and test set for the con-

venience of evaluation and comparison between different methods.

- We propose baseline models together with initial baseline results for two of the key tasks in macro-management i.e. global state evaluation and build order prediction.

## 2 Related Work

We briefly review the related works of macro-management in StarCraft. Then, we compare our dataset with several released datasets which are suitable for macro-management.

### 2.1 Macro-Management in StarCraft

We introduce some background for StarCraft I and StarCraft II shortly, and then review several related works focusing on various tasks in macro-management.

**StarCraft** StarCraft I is a RTS game released by Blizzard in 1998. In the game, each player controls one of three races including Terran, Protoss and Zerg to simulate a strategic military combat. The goal is to gather resources, build buildings, train units, research techniques and finally, destroy all enemy buildings. During playing, the areas which are unoccupied by friendly units and buildings are unobservable due to the fog-of-war, which makes the game more challenging. The players must not only control each unit accurately and efficiently but also make some strategic plans given current situation and assumptions about enemies. StarCraft II is the next generation of StarCraft I which is better designed and played by most StarCraft players. Both in StarCraft I and StarCraft II, build refers to the union of units, buildings and techniques. Order and action are interchangeably used which mean the controls for the game. Replays are used to record the sequence

of game states and actions during a match, which could be watched from the view of enemies, friendlies or both afterwards. There are usually two or more players in a match, but we focus on the matches that only have two players, noted as enemy and friendly.

**Macro-Management** In StarCraft community, all tasks related to unit control are called micro-management, while macro-management refers to the high-level game strategy that the player is following. Global state evaluation is one of the key tasks in macro-management, which focuses on predicting the probability of winning given current state [Erickson and Buro, 2014; Stanescu et al, 2016; Ravari et al, 2016; Sánchez-Ruiz and Miranda, 2017]. Build order prediction is used to predict what to train, build or research in next step given current state [Hsieh and Sun, 2008; Churchill and Buro, 2011; Synnaeve et al, 2011; Justesen and Risi, 2017b]. [Churchill and Buro, 2011] applied tree search for build order planning with a goal-based approach. [Synnaeve et al, 2011] learned a Bayesian model from replays while [Justesen and Risi, 2017b] exploited DNN. Opening strategy prediction is a subset of build order prediction, which aims at predicting the build order in the initial stage of a match [Köstler and Gmeiner, 2013; Blackford and Lamont, 2014; Justesen and Risi, 2017a]. [Dereszynski et al, 2011] work on predicting the state of enemy while [Cho et al, 2013] try to predict enemy build order.

## 2.2 Datasets for Macro-Management in StarCraft

There are various datasets for macro-management, which could be subdivided into two groups. The datasets in the first group usually focus on specific tasks in macro-management, while the datasets from the second group could be generally applied to assorted tasks.

**Task-Oriented Datasets** The dataset in [Weber and Mateas, 2009] is designed for opening strategy prediction. There are 5493 replays of matches between all races, while our dataset contains 36619 replays. [Cho et al, 2013] learns to predict build order with a small dataset including 570 replays in total. [Erickson and Buro, 2014] designed a procedure for preprocessing and feature extraction among 400 replays. However, these two datasets are both too small and not released yet. [Justesen and Risi, 2017b] also focuses on build order prediction and builds a dataset containing 7649 replays. But there are not predefined training, validation and test set. Compared to these datasets, our dataset is more general and much larger, besides the standard processing procedure and dataset division.

**General-Purpose Datasets** The dataset proposed in [Synnaeve et al, 2012] is widely used in various tasks of macro-management. There are 7649 replays in total but barely with the final result of a match. Besides, it also lacks a standard feature definition, compared to our dataset. StarData [Lin et al, 2017] is the biggest dataset in StarCraft I containing 65646 replays. However, it’s not suitable for tasks that require the final result of a match, as most replays don’t have the

V.S.	TvT	TvP	TvZ	PvP	PvZ	ZvZ
#Replays	4897	7894	9996	4334	6509	2989

Table 1: The number of replays after applying our pipeline.

result label. [Vinyals et al, 2017] proposed a new and large dataset in StarCraft II containing 800K replays. We transform it into our dataset for macro-management with standard processing procedure, well-designed feature vectors, pre-defined high-level action space as well as the division of training, validation and test set.

## 3 Dataset

Macro-management in StarCraft has been researched for a long time, but there isn’t a standard dataset available for evaluating various algorithms. Current research on macro-management usually needs to collect replays firstly, and then parse and extract hand-designed features from the replays, which causes that there is neither unified datasets nor consistent features. As a result, nearly all the algorithms in macro-management couldn’t be compared with each other directly.

We try to build a standard dataset MSC, which is dedicated for macro-management in StarCraft II, with the hope that it could serve as the benchmark for evaluating assorted algorithms in macro-management. To build our dataset, we design a standard procedure for processing the 64396 replays, as shown in Figure 1. We first preprocess the replays to ensure their quality. We then parse the replays using PySC2<sup>1</sup>. We sample and extract feature vectors from the parsed replays subsequently and then divide all the replays into training, validation and test set.

### 3.1 Preprocessing

There are 64396 replays in SC2LE, which could be split into 6 groups according to the races in the matches. To ensure the quality of the replays in our dataset, we drop out all the replays dissatisfying the criteria:

- Total frames of a match must be greater than 10000.
- The APM (Actions Per Minute) of both players must be higher than 10.
- The MMR (Match Making Ratio) of both players must be higher than 1000.

Because low APM means that the player is standing around while low MMR refers to a broken replay or a player who is weak.

After applying these criteria, we obtain 36619 high quality replays, which are unbroken and played by relatively professional players. The number of replays in each group after preprocessing is summarized in Table 1.

### 3.2 Parsing Replays

**Build Order Space** We define a high-level action space  $A$ , which consists of four groups: Build a building, Train a unit, Research a technique and Morph (Update) a building<sup>2</sup>. We

<sup>1</sup><https://github.com/deepmind/pysc2>

<sup>2</sup>Cancel, Halt and Stop certain actions from  $A$  are also included for completion.

---

**Algorithm 1: Replay Parser**

---

```
1 Global: List states = []
2 Global: Observation previousObservation = None
3 while Truedo
4   Observation currentObservation  $\leftarrow$  observation of
   current frame
5   List actions  $\leftarrow$  actions conducted since
   previousObservation
6   Action action =  $a_\emptyset$ 
7   for a in actionsdo
8     if  $a \in \{Build, Train, Research, Morph\}$  then
9       action = a
10      break
11    end
12  end
13  states.append((previousObservation, action))
14  previousObservation  $\leftarrow$  currentObservation
15  if reach the end of the replay then
16    Result result  $\leftarrow$  result of this match (win or lose)
17    return (result, states)
18  end
19  Skip  $n$  frames
20 end
```

---

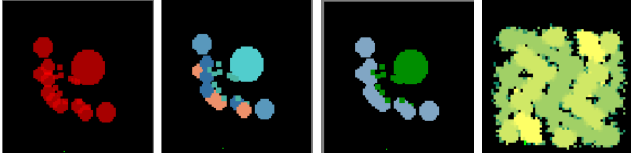


Figure 2: **Visualization of spatial feature tensor.** From left to right, the images represent unit density, unit type, unit relative and map height respectively.

also define an extra action  $a_\emptyset$ , which means doing nothing. Both  $A$  and  $a_\emptyset$  constitute the entire build order space.

**Observation Definition** Each observation we extract includes (1) buildings, units and techniques owned by the player, (2) resources used and owned by the player and (3) enemy units and buildings which are observed by the player.

**Parsing Process** The preprocessed replays are parsed using Algorithm 1 with PySC2, which is a python API designed for reading replays in StarCraft II. When parsing replays, we extract an observation  $o_t$  of current state and an action set  $A_t$  every  $n$  frames, where  $A_t$  contains all actions since  $o_{t-1}$ . The first action in  $A_t$  that belongs to  $A$  is set to be the target build order for observation  $o_{t-1}$ . If there’s no action belonging to  $A$ , we take  $a_\emptyset$  as the target. When reaching the end of a replay, we save all (observation, action) pairs and the final result of the match into the corresponding local file.  $n$  is set to be 8 in our experiments, because in most cases, there’s at most one action belonging to  $A$  every 8 frames.

### 3.3 Sampling and Extracting Features

The number of action  $a_\emptyset$  is much larger than the total number of high-level actions in  $A$ . Thus, we sample the (observation, action) pairs in the parsed files to balance the number of these two kinds of actions, and then extract features from them. The features we extracted are composed of global feature vectors and spatial feature tensors. The global feature vector is normalized into  $[0, 1]$ , which consists of a few sub-vectors described here in order:

1. frame id.
2. the resources collected and used by the player.
3. the alerts received by the player.
4. the upgrades applied by the player.
5. the techniques researched by the player.
6. the units and buildings owned by the player.
7. the enemy units and buildings observed by the player.

The spatial feature tensor is roughly normalized into  $[0, 1]$  with shape  $13 \times 64 \times 64$ , which contains similar features to global feature vector with additional spatial information, as shown in Figure 2.

Once features are extracted, we split our dataset into training, validation and test set in the ratio 7:1:2. The ratio between winners and losers preserves 1:1 in the three sets.

### 3.4 Downstream Tasks

Our dataset MSC is designed for macro-management in StarCraft II. We will list some tasks of macro-management that could benefit from our dataset in this section.

**Long Sequence Prediction** Each replay is a time sequence containing states (feature vectors), actions and the final result. One possible task for MSC is sequence modeling. The replays in MSC usually have 100-300 states, which could be used for evaluating sequence models like LSTM [Hochreiter and Schmidhuber, 1997] and NTM [Graves et al., 2014]. As for tasks in StarCraft II, MSC could be used for build order prediction [Justesen and Risi, 2017b], global state evaluation [Erickson and Buro, 2014] and forward model learning.

**Uncertainty Modeling** Due to “the fog of war”, the player in StarCraft II could only observe friendly builds and part of enemy builds, which increases the uncertainty of making decisions. As shown in Figure 3, it’s hard to observe enemy builds at the beginning of the game. Though the ratio of observed enemy builds increases as game progressing, we still know nothing about more than half of the enemy builds. This makes our dataset suitable for evaluating generative models such as variational autoencoders [Kingma and Welling, 2013]. Some macro-management tasks in StarCraft such as enemy future build prediction [Dereszynski et al., 2011] or enemy state prediction can also benefit from MSC.

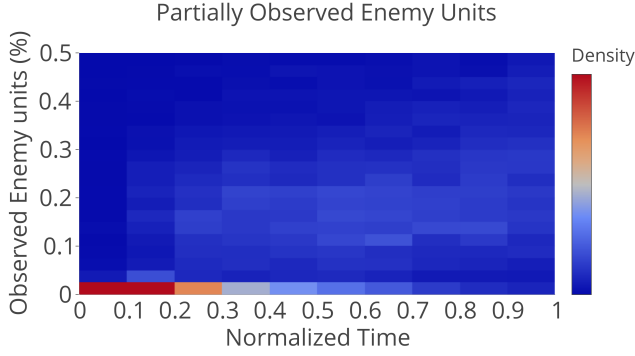


Figure 3: **Density of partially observed enemy units.** X-axis represents the progress of the game while Y-axis is the ratio between the number of partially observed enemy units and total enemy units. Best viewed in color.

**Reinforcement Learning** Sequences in our dataset MSC are usually more than 100 steps long with only the final 0-1 result as the reward. It’s useful to learn a reward function for every state through inverse reinforcement learning (IRL) [Abbeel and Ng, 2004], so that the AI bots can control the game more accurately.

**Planning and Tree Search** Games with long time steps and sparse rewards usually benefit a lot from planning and tree search algorithms. One of the most successful applications is AlphaGO [Silver et al., 2016], which uses Monte Carlo tree search [Coulom, 2006; Kocsis and Szepesvári, 2006] to boost its performance. MSC is a high-level abstraction of StarCraft II, which could be viewed as a planning problem. Once a good forward model and an accurate global state evaluator are learned, MSC is the right dataset for testing various planning algorithms and tree search methods.

## 4 Baselines for Global State Evaluation and Build Order Prediction

MSC is a general-purpose dataset for macro-management in StarCraft II, which could be used for various high-level tasks. We present the baseline models and initial baseline results for global state evaluation and build order prediction in this paper, and leave baselines of other tasks as our future work.

### 4.1 Global State Evaluation

**Definition** When human players play StarCraft II, they usually have a sense of whether they would win or lose in the current state. Such a sense is essential for the decision making of what to train or build in the following steps. For AI bots, it’s also desirable to have the ability of predicting the probability of winning in a certain state. Such an ability is called global state evaluation in StarCraft community. Formally, global state evaluation is predicting the probability of winning given current state at time step  $t$ , i.e. predicting the value of  $P(R = win|x_t)$ .  $x_t$  is the state at time step  $t$  while  $R$  is the final result. Usually,  $x_t$  couldn’t be accessed directly, what we obtain is the observation of  $x_t$  noted as  $o_t$ . Thus, we

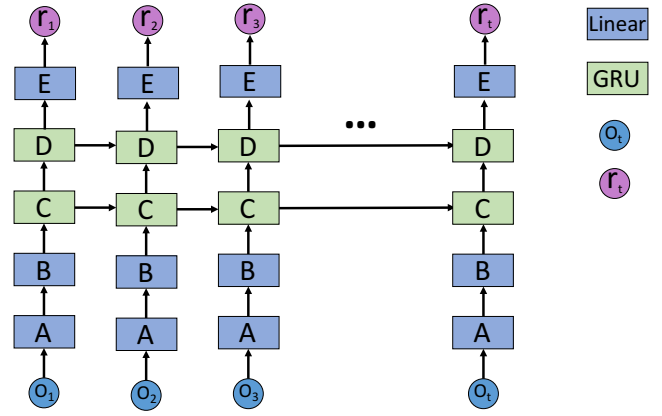


Figure 4: **Baseline network architecture.**  $o_t$  is the input feature vector. A, B and E are linear units with the number of units 1024, 2048 and 1, while C and D are GRUs with size 2048 and 512.

use  $o_1, o_2, \dots, o_t$  to represent  $x_t$  and try to learn a model for predicting  $P(R = win|o_1, o_2, \dots, o_t)$  instead.

**Baseline Network** We model global state evaluation as a sequence decision making problem and use Recurrent Neural Networks (RNNs) [Mikolov et al., 2010] to learn from replays. Concretely, we use GRU [Cho et al., 2014] in the last two layers to model the time series  $o_1, o_2, \dots, o_t$ . As shown in Figure 4, the feature vector  $o_t$  flows through linear units A and B with size 1024 and 2048. Then two GRUs C and D with size 2048 and 512 are applied. The hidden state from D is fed into the linear unit E followed by a Sigmoid function to get the final result  $r_t$ . ReLUs are applied after both A and B.

**Objective Function** Binary Cross Entropy Loss (BCE) serves as our objective function, which is defined as Equation 1,

$$J(\Omega_t, R_t) = -\log(P(R = 1|\Omega_t)) \cdot R_t - \log(P(R = 0|\Omega_t)) \cdot (1 - R_t) \quad (1)$$

where  $\Omega_t$  stands for  $o_1, o_2, \dots, o_t$  and  $R_t = R$  is the final result of a match. We simply set  $R$  to be 1 if the player wins at the end and set it to be 0 otherwise.

**Experiment Results** The baseline network is trained on our dataset using global feature vector and evaluated with mean accuracy. We report the results of all replays in Table 2, serving as the baseline results for global state evaluation in MSC. For Terran versus Terran matches, the mean accuracy in test set is 61.1% after model converges. We also show the mean accuracies of different game phrases in Figure 5. At the beginning of the game (0%-25%), it’s hard to tell the probability of winning, as the mean accuracy of this curve is 52.9%. After half of the game (50%-75%), the mean accuracy could reach 64.2%, while it’s around 79.7% at the end of the game (75%-100%).

### 4.2 Build Order Prediction

**Definition** When playing StarCraft II, the most import task of macro-management is to decide what to train, build or

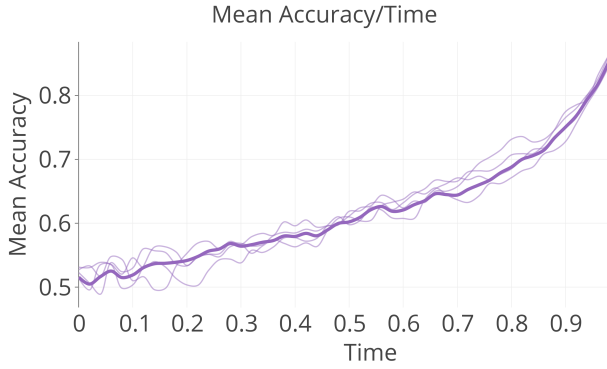


Figure 5: **The trend of mean accuracy with time steps for global state evaluation.** The mean accuracy on test set increases as game progresses.

V.S.	TvT	TvP	TvZ	PvP	PvZ	ZvZ
Baseline(%)	61.1	59.1	59.8	51.4	59.7	59.9

Table 2: **Mean accuracy for global state evaluation of all replays.**

research in the next step, given the current state from both sides. Such a task is named build order prediction in StarCraft community. Formally, build order prediction is to predict the probability of a certain high-level action in the next step given current state at time step  $t$ , i.e. predicting the value of  $P(a_i|o_1, o_2, \dots, o_t)$ .  $a_i$  is one of the actions in the predefined high-level action space  $A \cup \{a_\emptyset\}$ .

**Baseline Network** The baseline network for build order prediction is similar to the one shown in Figure 4, except that the linear unit E produces  $n_a$  outputs followed by a Softmax layer to produce  $P(a_i|o_1, o_2, \dots, o_t)$ .  $n_a$  is the number of actions in  $A \cup \{a_\emptyset\}$ .

**Objective Function** Negative Log Likelihood Loss (NLL) serves as our objective function, which is defined as Equation 2,

$$J(\Omega_t, a_{t+1}) = -\log(P(a_{t+1}|\Omega_t)) \quad (2)$$

where  $a_{t+1}$  is the action conducted in the next step in the replay file.

**Experiment Results** The baseline network is trained on our dataset using global feature vector and evaluated with Top-1 accuracy. We report the results of all replays in Table 3, serving as the baseline results for build order prediction in MSC.

V.S.	TvT	TvP	TvZ	PvP	PvZ	ZvZ
Baseline(%)	74.1	74.8	73.5	76.3	75.1	76.1

Table 3: **Mean accuracy for build order prediction of all replays.**

Tasks	TvT	TvP	TvZ	PvP	PvZ	ZvZ
GSE	50.9	57.0	56.1	57.8	56.9	54.7
BOP	73.1	69.6	74.8	74.2	74.2	74.9

Table 4: **Results for global state evaluation (GSE) and build order prediction (BOP) with both global and spatial features.**

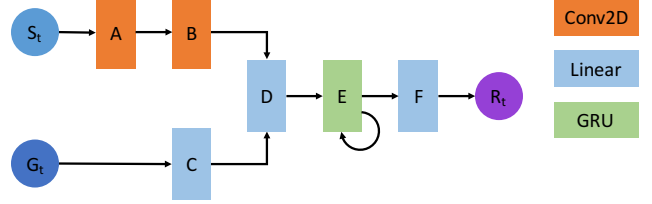


Figure 6: **Baseline network architecture for combining global and spatial features.**  $S_t$  is the spatial feature tensor while  $G_t$  is the global feature vector. A and B are convolution layers with channel size 16 and 32. C, D and F are linear units with the number of units 128, 512 and  $n_o$ , while E is a GRU with size 128.

### 4.3 Combine Global and Spatial Features

We also design a baseline network for combining the global and spatial features, as shown in Figure 6. The corresponding results for global state evaluation and build order prediction are reported in Table 4 and serve as the baselines.

### 4.4 Implementation Details

Our algorithms are implemented using PyTorch<sup>3</sup>. To train our baseline model, we use ADAM [Kingma and Ba, 2014] for optimization and set learning rate to 0.001. At the end of every epoch, the learning rate is decreased by a factor of 2. To avoid gradient vanishing or explosion, the batch size is set to 256, while the size of time steps is set to 20.

## 5 Conclusion

We released a new dataset MSC based on SC2LE, which focuses on macro-management in StarCraft II. Different from the datasets in macro-management released before, we proposed a standard procedure for preprocessing, parsing and feature extraction. We also defined the specifics of feature vector, the space of high-level actions and three subsets for training, validation and testing. Our dataset preserves the high-level information directly parsed from replays as well as the final result (win or lose) of each match. These characteristics make MSC the right place to experiment and evaluate various methods for assorted tasks in macro-management, such as build order prediction, global state evaluation and opening strategy clustering. Among all these tasks, global state evaluation and build order prediction are two of the key tasks. Thus, we proposed baseline models and presented initial baseline results for them. However, other tasks require baselines as well, we leave these as future work and encourage other researchers to evaluate various tasks on MSC and report their results as baselines.

<sup>3</sup><http://pytorch.org/>

## References

- [Abbeel and Ng, 2004] Pieter Abbeel and Andrew Y Ng. Apprenticeship learning via inverse reinforcement learning. In *Proceedings of the twenty-first international conference on Machine Learning* page 1. ACM, 2004.
- [Blackford and Lamont, 2014] Jason Blackford and Gary B Lamont. The real-time strategy game multi-objective build order problem. In *AIIDE*, 2014.
- [Cho et al., 2013] Ho-Chul Cho, Kyung-Joong Kim, and Sung-Bae Cho. Replay-based strategy prediction and build order adaptation for starcraft ai bots. In *Computational Intelligence in Games (CIG), 2013* 2013.
- [Cho et al., 2014] Kyunghyun Cho, Bart Van Merriënboer, Dzmitry Bahdanau, and Yoshua Bengio. On the properties of neural machine translation: Encoder-decoder approaches. *arXiv preprint arXiv:1409.1259*2014.
- [Churchill and Buro, 2011] David Churchill and Michael Buro. Build order optimization in starcraft. In *AIIDE*, pages 14–19, 2011.
- [Coulom, 2006] Rémi Coulom. Efficient selectivity and backup operators in monte-carlo tree search. In *International Conference on Computers and Games*, pages 72–83. Springer, 2006.
- [Dereszynski et al., 2011] Ethan W Dereszynski, Jesse Hostetler, Alan Fern, Thomas G Dietterich, Thao-Trang Hoang, and Mark Udabe. Learning probabilistic behavior models in real-time strategy games. In *AIIDE*, 2011.
- [Erickson and Buro, 2014] Graham Kurtis Stephen Erickson and Michael Buro. Global state evaluation in starcraft. In *AIIDE*, 2014.
- [Graves et al., 2014] Alex Graves, Greg Wayne, and Ivo Danihelka. Neural turing machines. *arXiv preprint arXiv:1410.5401*2014.
- [Hochreiter and Schmidhuber, 1997] Sepp Hochreiter and Jürgen Schmidhuber. Long short-term memory. *Neural computation* 9(8):1735–1780, 1997.
- [Hsieh and Sun, 2008] Ji-Lung Hsieh and Chuen-Tsai Sun. Building a player strategy model by analyzing replays of real-time strategy games. In *Neural Networks, 2008. IJCNN 2008. (IEEE World Congress on Computational Intelligence)* 2008.
- [Justesen and Risi, 2017a] Niels Justesen and Sebastian Risi. Continual online evolutionary planning for in-game build order adaptation in starcraft. 2017.
- [Justesen and Risi, 2017b] Niels Justesen and Sebastian Risi. Learning macromanagement in starcraft from replays using deep learning. *arXiv preprint arXiv:1707.03743*2017.
- [Kingma and Ba, 2014] Diederik Kingma and Jimmy Ba. Adam: A method for stochastic optimization. *ArXiv*, 2014.
- [Kingma and Welling, 2013] Diederik P Kingma and Max Welling. Auto-encoding variational bayes. *arXiv preprint arXiv:1312.6114*2013.
- [Kocsis and Szepesvári, 2006] Levente Kocsis and Csaba Szepesvári. Bandit based monte-carlo planning. In *ECML*, volume 6, pages 282–293. Springer, 2006.
- [Köstler and Gmeiner, 2013] Harald Köstler and Björn Gmeiner. A multi-objective genetic algorithm for build order optimization in starcraft ii. *KI-Künstliche Intelligenz* 27(3):221–233, 2013.
- [Lample and Chaplot, 2017] Guillaume Lample and Devendra Singh Chaplot. Playing fps games with deep reinforcement learning. In *AAAI*, pages 2140–2146, 2017.
- [Lin et al., 2017] Zeming Lin, Jonas Gehring, Vasil Khalidov, and Gabriel Synnaeve. Stardata: A starcraft ai research dataset. *arXiv preprint arXiv:1708.02139*2017.
- [Mikolov et al., 2010] Tomas Mikolov, Martin Karafiát, Lukas Burget, Jan Cernocký, and Sanjeev Khudanpur. Recurrent neural network based language model. In *Interspeech* volume 2, page 3, 2010.
- [Mnih et al., 2015] Volodymyr Mnih, Koray Kavukcuoglu, David Silver, Andrei A Rusu, Joel Veness, Marc G Bellemare, Alex Graves, Martin Riedmiller, Andreas K Fidjeland, Georg Ostrovski, et al. Human-level control through deep reinforcement learning. *Nature* 518(7540):529–533, 2015.
- [Mnih et al., 2016] Volodymyr Mnih, Adria Puigdomenech Badia, Mehdi Mirza, Alex Graves, Timothy Lillicrap, Tim Harley, David Silver, and Koray Kavukcuoglu. Asynchronous methods for deep reinforcement learning. In *International Conference on Machine Learning* pages 1928–1937, 2016.
- [Peng et al., 2017] Peng Peng, Quan Yuan, Ying Wen, Yaodong Yang, Zhenkun Tang, Haitao Long, and Jun Wang. Multi-agent bidirectionally-coordinated nets for learning to play starcraft combat games. *arXiv preprint arXiv:1703.10069*2017.
- [Ravari et al., 2016] Yaser Norouzzadeh Ravari, Sander Bakkes, and Pieter Spronck. Starcraft winner prediction. In *Twelfth Artificial Intelligence and Interactive Digital Entertainment Conference* 2016.
- [Sánchez-Ruiz and Miranda, 2017] Antonio A Sánchez-Ruiz and Maximiliano Miranda. A machine learning approach to predict the winner in starcraft based on influence maps. *Entertainment Computing* 19:29–41, 2017.
- [Silver et al., 2016] David Silver, Aja Huang, Chris J Maddison, Arthur Guez, Laurent Sifre, George Van Den Driessche, Julian Schrittwieser, Ioannis Antonoglou, Veda Panneershelvam, Marc Lanctot, et al. Mastering the game of go with deep neural networks and tree search. *Nature* 529(7587):484–489, 2016.
- [Stanescu et al., 2016] Marius Stanescu, Nicolas A Barriga, Andy Hess, and Michael Buro. Evaluating real-time strategy game states using convolutional neural networks. In *Computational Intelligence and Games (CIG), 2016* 2016.
- [Synnaeve et al., 2011] Gabriel Synnaeve, Pierre Bessiere, et al. A bayesian model for plan recognition in rts games applied to starcraft. In *AIIDE*, 2011.
- [Synnaeve et al., 2012] Gabriel Synnaeve, Pierre Bessiere, et al. A dataset for starcraft ai & an example of armies clustering. In *AIIDE Workshop on AI in Adversarial Real-time games* volume 2012, 2012.
- [Vinyals et al., 2017] Oriol Vinyals, Timo Ewalds, Sergey Bartunov, Petko Georgiev, Alexander Sasha Vezhnevets, Michelle Yeo, Alireza Makhzani, Heinrich Küttler, John Agapiou, Julian Schrittwieser, et al. Starcraft ii: A new challenge for reinforcement learning. *arXiv preprint arXiv:1708.04782*2017.
- [Weber and Mateas, 2009] Ben G Weber and Michael Mateas. A data mining approach to strategy prediction. In *Computational Intelligence and Games, 2009* 2009.