

# Feedback and feeding in the context of galaxy evolution with *SPICA*: direct characterization of molecular outflows and inflows

E. González-Alfonso<sup>1</sup>, L. Armus<sup>2</sup>, F. J. Carrera<sup>3</sup>, V. Charmandaris<sup>4</sup>, A. Efstathiou<sup>5</sup>, E. Egami<sup>6</sup>, J. A. Fernández-Ontiveros<sup>7,8,9</sup>, J. Fischer<sup>10</sup>, G. L. Granato<sup>11</sup>, C. Gruppioni<sup>12</sup>, E. Hatziminaoglou<sup>13</sup>, M. Imanishi<sup>14</sup>, N. Isobe<sup>15</sup>, H. Kaneda<sup>16</sup>, D. Koziel-Wierzbowska<sup>17</sup>, M. A. Malkan<sup>18</sup>, J. Martín-Pintado<sup>19</sup>, S. Mateos<sup>3</sup>, H. Matsuhara<sup>15</sup>, G. Miniutti<sup>20</sup>, T. Nakagawa<sup>15</sup>, F. Pozzi<sup>21,12</sup>, F. Rico-Villas<sup>19</sup>, G. Rodighiero<sup>22</sup>, P. Roelfsema<sup>23</sup>, L. Spinoglio<sup>9</sup>, H. W. W. Spoon<sup>24</sup>, E. Sturm<sup>25</sup>, F. van der Tak<sup>26</sup>, C. Vignali<sup>21,12</sup>, and L. Wang<sup>26,27</sup>

<sup>1</sup>Universidad de Alcalá, Departamento de Física y Matemáticas, Campus Universitario, E-28871 Alcalá de Henares, Madrid, Spain

<sup>2</sup>IPAC, California Institute of Technology, Pasadena, CA 91125, USA

<sup>3</sup>Instituto de Física de Cantabria (CSIC-UC), Avenida de los Castros, E-39005 Santander, Spain

<sup>4</sup>Institute for Astronomy, Astrophysics, Space Applications & Remote Sensing, National Observatory of Athens, Athens, Greece

<sup>5</sup>School of Sciences, European University Cyprus, Diogenes Street, Engomi, 1516, Nicosia, Cyprus

<sup>6</sup>Steward Observatory, University of Arizona, 933 North Cherry Avenue, Tucson, AZ 85721, USA

<sup>7</sup>Instituto de Astrofísica de Canarias (IAC), E-38205 La Laguna, Tenerife, Spain

<sup>8</sup>Universidad de La Laguna (ULL), Dpto. Astrofísica, E-38206 La Laguna, Tenerife, Spain

<sup>9</sup>Istituto di Astrofisica e Planetologia Spaziali (INAF-IAPS), Via Fosso del Cavaliere 100, I-00133 Roma, Italy

<sup>10</sup>Naval Research Laboratory, Remote Sensing Division, 4555 Overlook Ave SW, Washington, DC 20375, USA

<sup>11</sup>INAF - Osservatorio Astronomico di Trieste, via Tiepolo 11, 34131 Trieste, Italy

<sup>12</sup>INAF - Osservatorio Astronomico di Bologna, Via Gobetti 93/3, 40129 Bologna, Italy

<sup>13</sup>European Southern Observatory, Karl-Schwarzschild-Str. 2, D-85748 Garching bei München, Germany

<sup>14</sup>National Astronomical Observatory of Japan, National Institutes of Natural Sciences (NINS), 2-21-1 Osawa, Mitaka, Tokyo, Japan

<sup>15</sup>Institute of Space and Astronautical Science (ISAS), JAXA, 3-1-1 Yoshinodai, Chuo-ku, Sagamihara, Kanagawa 252-5210, Japan

<sup>16</sup>Graduate School of Science, Nagoya University, Furo-cho, Chikusa-ku, Nagoya 464-8602, Japan

<sup>17</sup>Astronomical Observatory, Jagiellonian University, ul. Orla, PL-30-244 Kraków, Poland

<sup>18</sup>Department of Physics and Astronomy, University of California, Los Angeles, CA, 90024, USA

<sup>19</sup>Centro de Astrobiología (CSIC-INTA), Ctra. de Torrejón a Ajalvir km 4, E-28850, Torrejón de Ardoz, Madrid, Spain

<sup>20</sup>Centro de Astrobiología (CSIC-INTA), Depto. de Astrofísica, ESAC campus, Camino Bajo del Castillo s/n, E-28692 Villanueva de la Cañada, Spain

<sup>21</sup>Dipartimento di Fisica e Astronomia, Alma Mater Studiorum, Università degli Studi di Bologna, Via Gobetti 93/2, 40129 Bologna, Italy

<sup>22</sup>Dipartimento di Fisica e Astronomia, Università di Padova, vicolo dell'Osservatorio 2, 35122, Padova, Italy

<sup>23</sup>SRON Netherlands Institute for Space Research, Postbus 800, 9700, AV Groningen, The Netherlands

<sup>24</sup>Cornell University, Cornell Center for Astrophysics and Planetary Science, Ithaca, NY 14853, USA

<sup>25</sup>Max-Planck-Institute for Extraterrestrial Physics (MPE), Giessenbachstraße 1, 85748 Garching, Germany

<sup>26</sup>SRON Netherlands Institute for Space Research, Landleven 12, 9747 AD, Groningen, The Netherlands

<sup>27</sup>Kapteyn Astronomical Institute, University of Groningen, Postbus 800, 9700 AV Groningen, the Netherlands

## Abstract

A far-infrared observatory such as the *SPace Infrared telescope for Cosmology and Astrophysics (SPICA)*, with its unprecedented spectroscopic sensitivity, would unveil the role of feedback in galaxy evolution during the last  $\sim 10$  Gyr of the Universe ( $z = 1.5 - 2$ ), through the use of far- and mid-infrared molecular and ionic fine structure lines that trace outflowing and infalling gas. Outflowing gas is identified in the far-infrared through P-Cygni line shapes and absorption blueshifted wings in molecular lines with high dipolar moments, and through emission line wings of fine-structure lines of ionized gas. We quantify the detectability of galaxy-scale massive molecular and ionized outflows as a function of redshift in AGN-dominated, starburst-dominated, and main-sequence galaxies, explore the detectability of metal-rich inflows in the local Universe, and describe the most significant synergies with other current and future observatories that will measure feedback in galaxies via complementary tracers at other wavelengths.

**Keywords:** galaxies: evolution – galaxies: high-redshift – galaxies: kinematics and dynamics – ISM: jets and outflows – infrared: galaxies – galaxies: active

## Preface

The following set of papers describe in detail the science goals of the future Space Infrared telescope for Cosmology and Astrophysics (SPICA). The SPICA satellite will employ a 2.5-m telescope, actively cooled to around 6 K, and a suite of mid- to far-IR spectrometers and photometric cameras, equipped with state of the art detectors. In particular the SPICA Far Infrared Instrument (SAFARI) will be a grating spectrograph with low ( $R=300$ ) and medium ( $R \simeq 3000\text{--}11000$ ) resolution observing modes instantaneously covering the  $35\text{--}230\ \mu\text{m}$  wavelength range. The SPICA Mid-Infrared Instrument (SMI) will have three operating modes: a large field of view ( $12' \times 10'$ ) low-resolution  $17\text{--}36\ \mu\text{m}$  spectroscopic ( $R \sim 50\text{--}120$ ) and photometric camera at  $34\ \mu\text{m}$ , a medium resolution ( $R \simeq 2000$ ) grating spectrometer covering wavelengths of  $17\text{--}36\ \mu\text{m}$  and a high-resolution echelle module ( $R \simeq 28000$ ) for the  $12\text{--}18\ \mu\text{m}$  domain. A large field of view ( $80'' \times 80''$ ), three channel, ( $110\ \mu\text{m}$ ,  $220\ \mu\text{m}$  and  $350\ \mu\text{m}$ ) polarimetric camera will also be part of the instrument complement. These articles will focus on some of the major scientific questions that the SPICA mission aims to address, more details about the mission and instruments can be found in Roelfsema et al. (2017).

## 1 INTRODUCTION

The tight correlations found between the masses of supermassive black holes (SMBH) and the velocity dispersion, the stellar mass, and luminosity of the spheroidal components of their host galaxies (e.g. Magorrian et al. 1998; Ferrarese & Merritt 2000; Tremaine et al. 2002) suggest a link between the growth of the BH and galaxy formation/evolution. In addition, the bimodality of the color distribution of local galaxies (e.g. Strateva et al. 2001; Baldry et al. 2004), with the blue galaxies actively forming stars and red-and-dead galaxies evolving passively from the earlier epochs of peak star formation ( $z \sim 2$ ), strongly suggests that the color must have evolved rapidly, with star formation terminated on short timescales (e.g. Hopkins et al. 2006a; Schawinski et al. 2014). These observations are consistent with a self-regulated feedback model in which funneling of large amounts of gas into the nuclear regions of galaxies generate both a nuclear starburst (SB) and the growth of a SMBH. Once the SMBH reaches a threshold in mass/luminosity, the energy and momentum released by the accreting SMBH couples with the surrounding interstellar medium (ISM), limiting the accretion onto the SMBH and quenching the SBs via injection of turbulence or through a fast sweeping out of the ISM gas from which stars are formed (negative feedback), ultimately yielding the  $M_{\text{BH}} - \sigma$  relationship

(Silk & Rees 1998; di Matteo et al. 2005; Springel et al. 2005; Murray et al. 2005; Hopkins et al. 2006b).

In the local Universe, evidence for galaxy-scale feedback is observed in all phases of the interstellar medium (ISM) in luminous systems, and is now established as a key ingredient of galaxy evolution. The most extreme cases of feedback are observed in luminous and ultraluminous infrared galaxies ((U)LIRGs, with  $L_{\text{IR}} > 10^{11}$  and  $> 10^{12} L_{\odot}$ , respectively) and SBs, where superwinds observed in lines of ions and neutral atoms are common (e.g. Heckman et al. 1990, 2015; Lípari et al. 2005; Veilleux et al. 2005; Rupke et al. 2005; Martin 2006; Spoon & Holt 2009; Rodríguez-Zaurín et al. 2013; Janssen et al. 2016). The molecular phase is also crucial to understand feedback, because stars are formed from molecular gas and indeed most gas mass in the central regions of gas rich/obscured galaxies is in molecular form and the column densities associated with the molecular gas are the highest. Far-infrared (far-IR) spectroscopic observations by *Herschel*/PACS<sup>1</sup> have revealed powerful molecular outflows in ULIRGs, traced by hydroxyl (OH), with velocities exceeding 1000 km/s in some sources and mass outflow rates of at least several hundreds  $M_{\odot} \text{ yr}^{-1}$  (Fischer et al. 2010; Sturm et al. 2011; González-Alfonso et al. 2014, 2017, hereafter GA14 and GA17). The outflows seen in low excitation lines of OH were found to be ubiquitous in local ULIRGs (Fig. 1, Spoon et al. 2013; Veilleux et al. 2013; Stone et al. 2016). These investigations also revealed a correlation between the terminal outflow velocity and the active galactic nucleus (AGN) luminosity. The molecular outflows are also widely observed at (sub)millimeter wavelengths in lines of CO, HCN, HCO<sup>+</sup>, and CS (Sakamoto et al. 2009; Feruglio et al. 2010, 2015; Alatalo et al. 2011, 2015; Cicone et al. 2012, 2014; Dasyra & Combes 2012; Aalto et al. 2012, 2015; Combes et al. 2013; Lindberg et al. 2016; García-Burillo et al. 2015; Pereira-Santaella et al. 2016; Imanishi et al. 2016; Privon et al. 2017; Veilleux et al. 2017) and in ro-vibrational H<sub>2</sub> lines at near-IR wavelengths (Rupke & Veilleux 2013a), providing evidence for molecular feedback in both AGN and SB sources up to scales of  $\gtrsim 1$  kpc. Recently, modeling of outflows observed in OH in local ULIRGs has shown that their mechanical power and momentum fluxes are in most sources (0.1 – 0.3)% of  $L_{\text{IR}}$  and  $(2 - 5) \times L_{\text{IR}}/c$ , respectively, although some sources with AGN luminosities at or above the quasar level significantly exceed these values (GA17). Depletion timescales are estimated to be  $< 10^8$  yr and, notably, shorter than the consumption timescales. Comparison with CO indicates that the

<sup>1</sup>*Herschel Space Observatory* Photoconductor Array Camera and Spectrometer (PACS) (Pilbratt et al. 2010; Poglitsch et al. 2010).

OH observations are reliably calibrated with an overall abundance  $[\text{OH}]/[\text{H}] = 2.5 \times 10^{-6}$ <sup>2</sup>.

At high redshifts, however, direct evidence for outflows and the impact of feedback, particularly on the dense ISM, is much less constrained. Observations of outflows in high- $z$  sources have been widely reported in lines of ions (e.g. Villar-Martín et al. 2011; Farrah et al. 2012; Cano-Díaz et al. 2012; Harrison et al. 2012; Barrows et al. 2013; Genzel et al. 2014; Carniani et al. 2015; Zakamska et al. 2016; Nesvadba et al. 2016), indicating that AGN feedback in the warm ionized phase is common at high  $z$ . However, the outflowing molecular phase is basically unknown with only a few (possible) detections reported so far (Polletta et al. 2011; Nesvadba et al. 2011; Geach et al. 2014; Falgarone et al. 2015; Feruglio et al. 2017), which limits our knowledge of a key physical process that may strongly impact galaxy evolution on cosmic timescales – at least of luminous systems. While in the local Universe the most powerful molecular outflows are observed in AGN-dominated merger ULIRGs, analysis of deep *Hubble* fields based on structural parameters indicate a merger fraction of massive ( $> 10^{10} M_{\odot}$ ) galaxies increasing with redshift up to  $\gtrsim 10\%$  at  $z = 1.2$ , implying that a typical present-day massive galaxy has undergone  $\sim 1$  major merger during the last  $\sim 9$  Gyr (Conselice et al. 2009; Robaina et al. 2010; Xu et al. 2012). This merging rate is capable of explaining the build-up of the red sequence during the last  $\sim 8$  Gyr (Eliche-Moral et al. 2010; Xu et al. 2012; Prieto et al. 2013), and it is in general concordance with the  $\Lambda$ CDM galaxy mass assembly model (Conselice et al. 2014)<sup>3</sup>. Alternatively, smooth cold mode accretion of intergalactic gas, which is expected from simulations to be the main gas supply for star formation over cosmic times (e.g. Murali et al. 2002; Kereš et al. 2005, 2009), could conceivably present accretion “peaks” at high redshifts generating bright nuclear SBs and AGN activity, and thus powerful feedback. In either case, the increasing importance of feedback processes at high redshifts is also expected from the sharp increase of the IR luminosity function as derived from the Spectral Energy Distribution (SED) analysis of *Herschel*/PACS selected galaxies (Gruppioni et al. 2013), as well as from the increase in AGN activity (Hopkins et al. 2007; Merloni & Heinz 2008; Delvecchio et al. 2014). *SPICA* would indeed measure with unprecedented accuracy and depth the cosmic evolution of AGN activity using both spectroscopic and photometric techniques

(see the accompanying papers Spinoglio et al. 2017; Gruppioni et al. 2017).

Our very limited knowledge of the role of feedback on galaxy evolution at high redshifts leaves crucial questions unanswered until observations of outflow characteristics as a function of redshift can be obtained: 1) What is the incidence of molecular outflows during the last  $\sim 10$  Gyr (up to  $z \sim 1.5$ ) from the peak of star formation and SMBH accretion activity? How are these outflows related to the steep decline in star formation during this epoch? In the framework of the two-fold evolutionary dichotomy for IR galaxies proposed by Gruppioni et al. (2013), with a strong SB-dominated phase accompanied by SMBH growth leading to ellipticals, and a more moderate mode of star-formation that may generate the local spiral population, are feedback processes mainly responsible for the evolution along the SB-SMBH branch? An estimate of the outflow luminosity/momentum function is needed to answer this question.

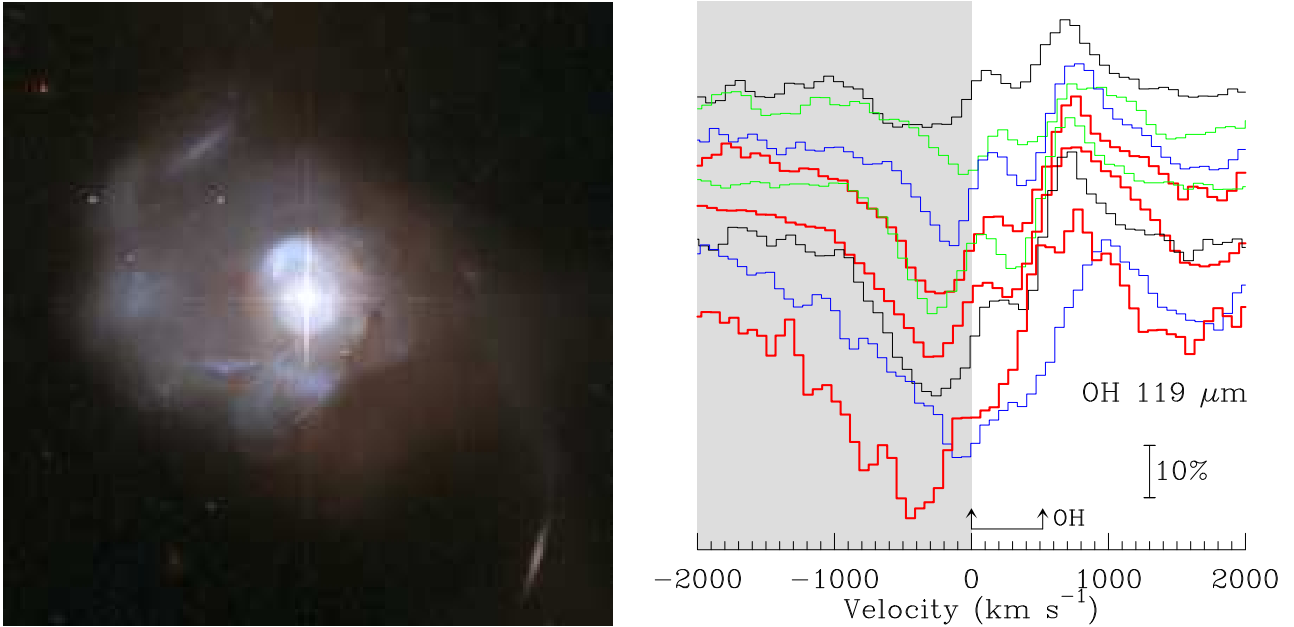
2) In the local Universe, massive molecular outflows in OH are observed in (U)LIRGs, which present specific star-formation rates (sSFR) well above Main Sequence (MS) galaxies at  $z \leq 0.1$  (e.g. Elbaz et al. 2007); but what is the situation at  $z \sim 1 - 1.5$ ? Are outflows found only in sources above the MS, or do they also take place in MS galaxies, i.e. in disk galaxies with normal rates of star formation per stellar mass? Genzel et al. (2014) have found that 2/3 of the most massive galaxies (both MS and non-MS) at  $z = 1 - 3$  (44 sources) display broad ( $\sim 1000$  km/s) nuclear emission in  $\text{H}\alpha$ ,  $[\text{S II}]$ , and  $[\text{N II}]$  lines suggesting AGN feedback, but very little is known about the molecular component.

3) What is the physical link between AGN feedback on small scales and the molecular outflows seen on large spatial scales ( $> 100$  pc)? Is there any correlation between the feedback and black hole accretion and SB activities, *to be measured also in the far-IR* (see Spinoglio et al. 2017; Gruppioni et al. 2017) as well as in X-Rays (*Athena* observatory in late 2020s, Nandra et al. 2013)? Is the coupling due to expanding bubbles driven by ultra-fast outflows (UFOs) that are generated in accretion disks around the SMBH, as observationally inferred in a few sources (Tombesi et al. 2015; Feruglio et al. 2015; Veilleux et al. 2017) and theoretically well described (e.g. Faucher-Giguère & Quataert 2012; King & Pounds 2015; Richings & Faucher-Giguère 2017), or due to radiation pressure on dust grains (Murray et al. 2005; Roth et al. 2012; Thompson et al. 2015; Ishibashi & Fabian 2015)? What are the roles of nuclear SBs and of radio jets on molecular outflows?

4) What is the physical environment (dust temperatures, continuum optical depths at IR wavelengths, radiation densities, enclosed gas masses, the grav-

<sup>2</sup>This abundance would be scaled in high- $z$  sources according to the metallicity studies to be performed also with *SPICA* (Fernández-Ontiveros et al. 2017).

<sup>3</sup>This may contradict the observed fraction of present-day large spirals unless their fragile disks, easily destroyed in a major merger, regenerate efficiently (e.g. Hammer et al. 2009; Puech et al. 2012).



**Figure 1.** *Left:* Image of the nearest QSO Mrk 231 taken by the *Hubble Space Telescope* [Credit: NASA, ESA, the Hubble Heritage Team (STScI/AURA)- ESA/Hubble Collaboration, and A. Evans (University of Virginia, Charlottesville/NRAO/Stony Brook University)]. Mrk 231 shows evidence for powerful outflows at basically all wavelengths and ISM phases, with the molecular phase dominating the energetics (mass, momentum, and energy rates). *Right:* the OH doublet at  $119 \mu\text{m}$  in 9 local ULIRGs observed with *Herschel/PACS*, selected as examples of ULIRGs with P-Cygni profiles to illustrate that the molecular gas is outflowing at high velocities ( $800 - 1500 \text{ km s}^{-1}$ ) in many such local gas-rich mergers. The three thick profiles in red correspond to the three local templates we use in this paper: IRAS 23365+3604, Mrk 231, and IRAS 03158+4227 (from top to bottom). While the spectral resolution of *Herschel/PACS* at  $119 \mu\text{m}$  is  $R \approx 1000$ , *SPICA/SAFARI* will attain an even better resolution in its high resolution mode.

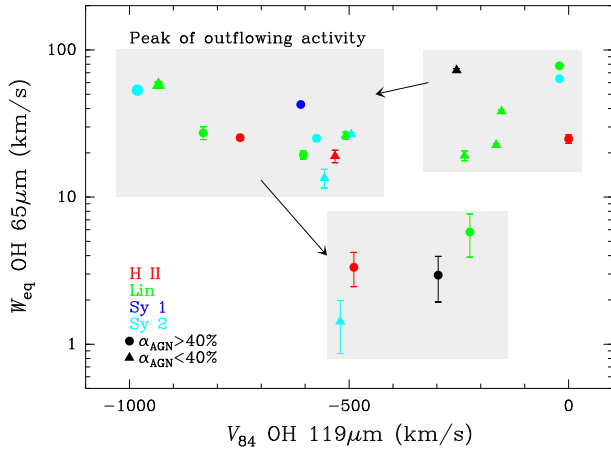
itational potential well, isotopic enrichment and metallicities, star-formation rates) in the intermediate regions surrounding the SMBH ( $\sim 100 \text{ pc}$ )? Observations indicate that quenching of star formation proceeds inside-out (Tacchella et al. 2015), so it is crucial to observationally trace all regions of the quenching activity. Far-IR spectroscopy of a small sample of local galaxies with *Herschel/PACS* have shown extremely high excitation of OH,  $\text{H}_2\text{O}$ , and other molecular species in most ULIRGs and in some LIRGs, seen in high-lying absorption lines that are pumped through absorption of far-IR photons. Even though the regions probed by these lines are not resolved with far-IR facilities, absorption profiles in multiple high-excitation levels enable the estimation of the dust temperatures in these inner regions and provide direct proof that the circumnuclear environments in most local ULIRGs are warm and optically thick even at far-IR wavelengths ( $T_{\text{dust}} > 60 \text{ K}$ , GA14, González-Alfonso et al. 2015, hereafter GA15). A source with  $R = 100 - 170 \text{ pc}$ ,  $T_{\text{dust}} = 90 - 70 \text{ K}$ , and  $\tau(100\mu\text{m}) = 1$  emits  $10^{12} L_{\odot}$ , constraining the spatial scales that are probed in ULIRGs with high-lying absorption lines in the far-IR. What are the properties of the circumnuclear regions, locally characterized by extremely high brightness and

gas surface densities and representing the most buried stages of SB-AGN co-evolution, in high- $z$  ULIRGs?

5) How is the thermal energy and dynamical state of the molecular gas affected by the outflow? In particular, how is star formation in the molecular reservoir impacted by feedback from the AGN and SB? How is this molecular reservoir chemically affected when loaded by the outflow? Specifically, what is the ionization rate of the molecular gas?

## 2 The promise of *SPICA*

With its expected exceptional sensitivity and spectroscopic capabilities (Swinyard et al. 2009; Nakagawa et al. 2014; Sibthorpe et al. 2016; Roelfsema et al. 2017; Spinoglio et al. 2017), the far-IR observatory *SPICA* would address these questions by spectroscopically observing galaxies from  $z = 0$  to  $z \sim 1.5$  in multiple molecular and atomic lines. The SpicA FAR Infrared instrument (SAFARI) (Swinyard et al. 2009; Pastor et al. 2016; Spinoglio et al. 2017), covering the wavelength range  $34 - 230 \mu\text{m}$ , is designed to provide two spectroscopic observing modes, the low-resolution (LR) mode with nominal  $R_{\text{nom}} = 300$ , and the high-resolution (HR)



**Figure 2.** The equivalent width of the OH65 doublet at systemic velocities ( $-200$  to  $+200$   $\text{km s}^{-1}$ ), probing buried and warm sources in the far-IR, as a function of  $V_{84}$  (OH119) –84% of the absorption in the OH119 doublet is produced at velocities more positive than  $V_{84}$ , so that this quantity is a measure of the outflow velocity (Veilleux et al. 2013). A possible evolutionary sequence is depicted, in which the peak of outflowing activity, characterized by high outflowing velocities within a (still) buried phase, is preceded by an extremely buried phase (a “greenhouse” galaxy) with low velocities (and dominated by accretion in some cases) and followed by a stage where the nuclear columns of gas have decreased and the outflowing activity has subsided (adapted from GA17).

mode with  $R_{\text{nom}} = 2 \times 10^3 \times 200 \mu\text{m}/\lambda$ . As shown below, a ULIRG with  $L_{\text{IR}} \sim 3 \times 10^{12} L_{\odot}$  at  $z = 1.5$  would only require  $\sim 2$  h of observing time in the LR mode to obtain  $1\sigma$  noise of  $\sim 1\%$  the continuum level, enabling the detection of molecular outflows (as seen in the local Universe) including the simultaneous detection of lines of OH and  $\text{H}_2\text{O}$ , and thus enabling the exploration of multiple transitions of several species in significant samples of galaxies. From multitransition observations of OH,  $\text{H}_2\text{O}$ ,  $\text{OH}^+$ , and other molecules (mostly light hydrides), the nuclear molecular outflow and related characteristics, e.g. the properties of the far-IR continuum emission, the column densities, mass outflow rates, momentum boost, depletion timescales, and the molecular richness would be probed by SPICA as a function of redshift.

Ground-based interferometric observations at (sub)millimeter wavelengths have also traced molecular outflows in local ULIRGs with CO emission line wings (e.g. Feruglio et al. 2010; Cicone et al. 2012, 2014; García-Burillo et al. 2015) and HCN- $\text{HCO}^+$  wings (e.g. Sakamoto et al. 2009; Aalto et al. 2012, 2015; Lindberg et al. 2016; Privon et al. 2017). In the next years, ALMA and NOEMA in the (sub)millimeter, and the X-ray observatory *Athena* in late 2020s, will continue observing outflows in galaxies. Nevertheless, the observations in the far-IR domain by SPICA would

be crucial and complementary, as they would provide unique information that cannot be obtained at other wavelengths:

(i) Far-IR observations unambiguously identify the outflow kinematics through P-Cygni profiles or blueshifted absorption wings, ruling out other possibilities as inflow, injection of turbulent energy (Guillard et al. 2015), or motions associated with merging. Because the blueshifted line wings are observed in absorption in the far-IR, low-velocity ( $100 - 300$   $\text{km/s}$ ) outflowing gas that carries a significant fraction of the outflowing mass in ULIRGs, would also be identified and analyzed with a sensitive far-IR observatory with high spectral resolution. This component may be missed with pure emission lines because of confusion with the line core. While molecular P-Cygni and absorption line shapes are also observed in the submillimeter toward extremely buried galaxy cores (Sakamoto et al. 2009; Imanishi et al. 2016), the far-IR domain provides a very sensitive probe of outflows owing to both the increase of continuum optical depth with decreasing wavelengths and to the high transition probabilities of light hydrides. The far-IR observations also probe the physical and chemical conditions in the circumnuclear regions on a few  $\times 100$  pc scales through the observation of high-lying lines in absorption at systemic velocities (González-Alfonso et al. 2012; Falstad et al. 2015, 2017, GA14, GA15, GA17), thus enabling the characterization of the spatial components of the observed SED at the wavelengths where most of the galaxy luminosity is emitted. This connection between lines and SEDs is an exclusive virtue of far-IR spectroscopy.

(ii) While *Athena* will probe the extremely hot phase of the outflows around the SMBHs, and ALMA will explore the cold phase (with energy levels at typically up to few tens K), the far-IR observatory SPICA would probe the intermediate molecular/warm phase and hence the key link between the innermost (pc-scale) and the outermost (kpc-scale) regions. In its most extended configuration ( $\sim 16$  km), ALMA provides an angular resolution of  $\sim 15$  mas at 300 GHz ( $\sim 100$  pc at  $z = 0.5$ ). By measuring multiple energy level line profiles with sufficient signal-to-noise, SPICA/SAFARI - despite its low angular resolution,  $\sim 4.5''$  to  $19''$  - would probe similar spatial scales for the most excited outflowing components. This is because the high-lying lines (pumped through the far-IR field) require very high far-IR radiation densities, and high  $T_{\text{dust}} - \tau(100 \mu\text{m})$  implies small sizes for given luminosities (GA14 & GA17 and references therein).

(iii) The circumnuclear environments that are traced in the far-IR provide relevant clues to interpret global galaxy properties such as the line deficits, the far-IR colors in galaxies, as well as their layered structure (i.e. temperature and column density as a function of extent; GA12). At  $z < 1$ , a very rich, unique chemistry

can be studied in the far-IR through the observation of high-lying lines of OH, H<sub>2</sub>O, CO, OH<sup>+</sup>, H<sub>2</sub>O<sup>+</sup>, H<sub>3</sub>O<sup>+</sup>, NH, NH<sub>2</sub>, NH<sub>3</sub>, CH, CH<sup>+</sup>, C<sub>3</sub>, etc. The excited lines of the O-bearing molecular ions are specially interesting as they directly probe the ionization rate of the gas due to cosmic rays and/or X-rays in the nuclear region (González-Alfonso et al. 2013), filtering out more spatially extended environments that are best probed with the ground-state lines (van der Tak et al. 2016). The best tracers of photon dominated regions (PDRs) and the corresponding kinematics, i.e. [O I]63-145 $\mu$ m and [C II]157 $\mu$ m, also lie in the far-IR, and outflowing gas has been detected in the [C II]157 $\mu$ m line in local ULIRGs (Janssen et al. 2016) and in a bright quasar at  $z > 6$  (Maiolino et al. 2012; Cicone et al. 2015).

Lastly and importantly, far-IR spectroscopy in these same transitions opens the exciting possibility of the detection of the feeding of the galaxy cores: at low redshifts, inflowing gas will be identified through inverse P-Cygni profiles or redshifted absorption wings of OH and [O I]63 $\mu$ m, as seen in the local NGC 4418, Zw 049, Arp 299a, IRAS 11506–3851, IRAS 15250+3609, and Circinus (González-Alfonso et al. 2012; Falstad et al. 2015, 2017; Stone et al. 2016, GA17). While inflowing motions can also be inferred from skewed profiles of pure emission lines and HI redshifted absorption (Costagliola et al. 2013), the far-IR offers a very sensitive probe of inflow due to the increasing continuum optical depth.

In summary, while extraordinary results will be obtained in the years to come from observatories working on a wide range of wavelengths, there is no replacement for the unique capabilities of the far-IR counterpart *SPICA* in the late 2020s.

## 2.1 Molecular outflows in the far-IR: P-Cygni profiles and blueshifted absorption wings

We adopt 3 local template ULIRGs to make predictions on the detectability of molecular outflows at high- $z$ , by scaling the far-IR spectroscopic observations obtained with *Herschel*/PACS: IRAS 03158+4227, Mrk 231, and IRAS 23365+3604 (GA17). The IR luminosities (8 – 1000  $\mu$ m,  $L_{\text{IR}}$ ) are listed in Table 1. All three sources, as well as many other local ULIRGs, show clear evidence for massive molecular outflows from P-Cygni line profiles in the ground-state OH119 and OH79 doublets (e.g. Fischer et al. 2010). In the cases of IRAS 03158+4227 and Mrk 231, high-velocity ( $\gtrsim 1000 \text{ km s}^{-1}$ ) absorption wings are also detected in the excited OH84 and OH65 doublets, indicating compact outflowing gas with high column densities (GA17). We use the currently expected sensitivities of the *SPICA*/SAFARI instrument as shown in Appendix A and described in Roelfsema et al. (2017).

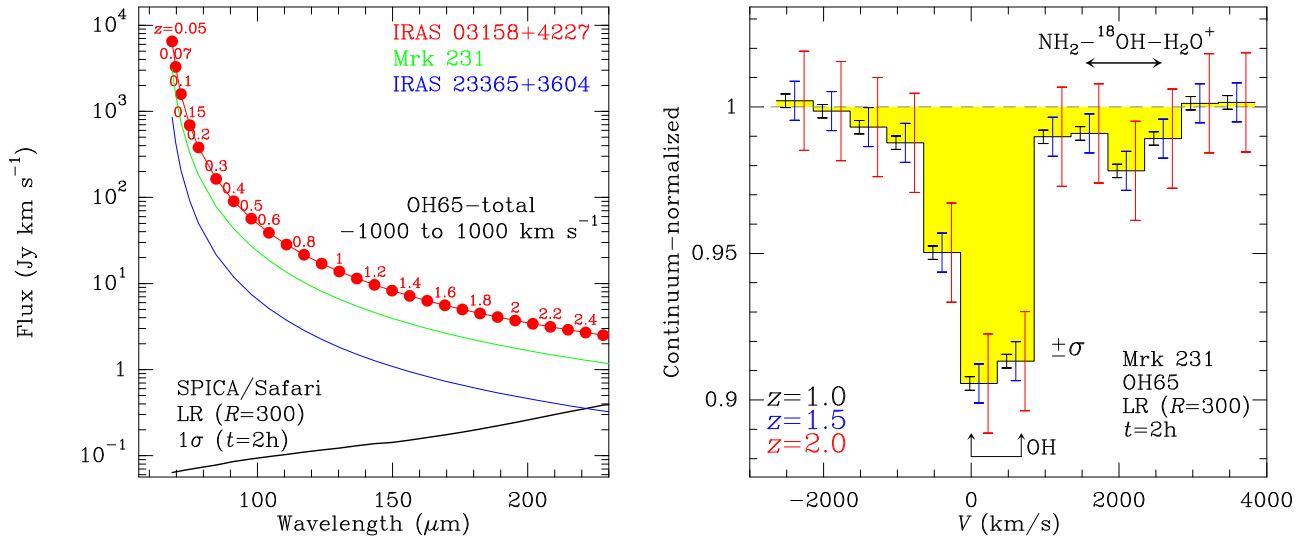
**Table 1** Local template ULIRGs used to make *SPICA* detectability predictions at high redshift.

Galaxy	$L_{\text{IR}}$ ( $10^{12} L_{\odot}$ )
IRAS 03158+4227	4.3
Mrk 231	3.4
IRAS 23365+3604	1.4

### 2.1.1 Identifying massive molecular outflow candidates

It has been proposed that the most active stages of SMBH growth and nuclear SB co-evolution, involving high columns of gas funneled towards the nuclear regions of galaxies mostly as a consequence of merging or interactions, are also the stages in which feedback is expected to be most powerful, regulating the SMBH growth and star-formation burst. A unique, unambiguous probe of this buried stage comes from the absorption at far-IR wavelengths in high-lying transitions of hydrides, requiring both high dust temperatures and molecular columns over relatively compact regions (less than a few  $\times 100$  pc). The OH65 doublet, with  $E_{\text{low}} \approx 300$  K, is particularly well suited for the identification of these buried and warm sources, because it can only be excited through absorption of far-IR photons in these type of environments and is correlated in local galaxies with global galaxy properties: the [C II]158 $\mu$ m deficit, the luminosity-to-gas mass ratio, the silicate absorption feature at 10  $\mu$ m, and the 60-to-100  $\mu$ m far-IR color (GA15). In addition, we show in Fig. 2 the relationship found in local sources between the equivalent width of the OH65 doublet at systemic velocities and the velocity of the outflowing molecular gas as traced by the OH119 doublet (GA17), indicating that indeed the highest (more blueshifted) observed outflowing velocities are found in sources with high OH65 absorption ( $W_{\text{eq}} > 10 \text{ km s}^{-1}$ ). This is entirely consistent with the finding that the highest outflow velocities in OH are found in sources with strong silicate absorption (the upper branch of the fork diagram in Spoon et al. 2007, 2013).

The OH65 doublet provides a unique tool to easily identify high nuclear activity, that is, the most compact and buried sources which pinpoint a particular phase in the evolution of galaxies where feedback might be expected to be strong. While *Herschel*/PACS has observed this doublet in only  $\sim 30$  local galaxies, Fig. 3 shows that the population of ULIRGs capable of generating strong absorption in OH65 would be identified up to  $z \sim 2$ , i.e. out to 3/4 of the Hubble time, through observations with *SPICA*/SAFARI in LR mode with only 2 hours of observing time per source. Details on



**Figure 3.** *Left:* Predicted integrated absorbing flux of the OH65 doublet in three local ULIRGs (IRAS 03158+4227, Mrk 231, and IRAS 23365+3604, from  $-1000$  to  $1000$   $\text{km s}^{-1}$ ) as a function of redshift (red numbers) and observed wavelength (abscissa). The black curve shows the expected sensitivity ( $1\sigma$ ) of *SPICA*/SAFARI LR ( $R = 300$ ) for 2 hours of observing time, indicating that the doublet, probing buried stages, would be easily detected in similar ULIRGs up to  $z = 1.9 - 2.5$ . *Right:* The continuum-normalized OH65 spectrum of Mrk 231 observed with *Herschel*/PACS smoothed to the resolution of *SPICA*/SAFARI LR, with 2 spectral points per resolution element. The three errorbars in each spectral channel indicate the  $\pm\sigma$  uncertainty expected with SAFARI for 2 hours of observing time at the selected redshifts of  $z = 1.0, 1.5,$  and  $2.0$ . The weak absorption around  $V \sim 2000$   $\text{km s}^{-1}$  is a blend of  $\text{NH}_2$ ,  $^{18}\text{OH}$ , and  $\text{H}_2\text{O}^+$  lines.

flux calculations based on currently expected SAFARI sensitivities are given in Appendix A.

### 2.1.2 Molecular outflows in OH at $z > 1$ : the LR mode

The extremely efficient *SPICA*/SAFARI LR mode would enable the detection of molecular outflows at moderately high- $z$ . The ground-state OH79 doublet, showing P-Cygni line shapes and correlated with the CO 1-0 luminosities in the blueshifted line wings in local ULIRGs (Sturm et al. 2011, GA17), would be observable with *SPICA*/SAFARI up to  $z \approx 1.9$  and provides the best tool for identifying molecular feedback. We compare in Fig. 4 (upper-left panel) the predictions for the blueshifted OH79 absorption flux as a function of  $z$  with the expected *SPICA*/SAFARI sensitivity in LR, with only 2 hours of observing time (see details in Appendix A). Strong outflow sources as IRAS 03158+4227 and Mrk 231 would be detected up to the maximum observable redshift (set by the instrumental limit), and more moderate outflow sources like IRAS 23365+3604 would be detectable up to at least  $z \approx 1.3$ . The upper-right panel of Fig. 4 shows that the LR mode predicts a clear P-Cygni line shape for the OH79 doublet in out-

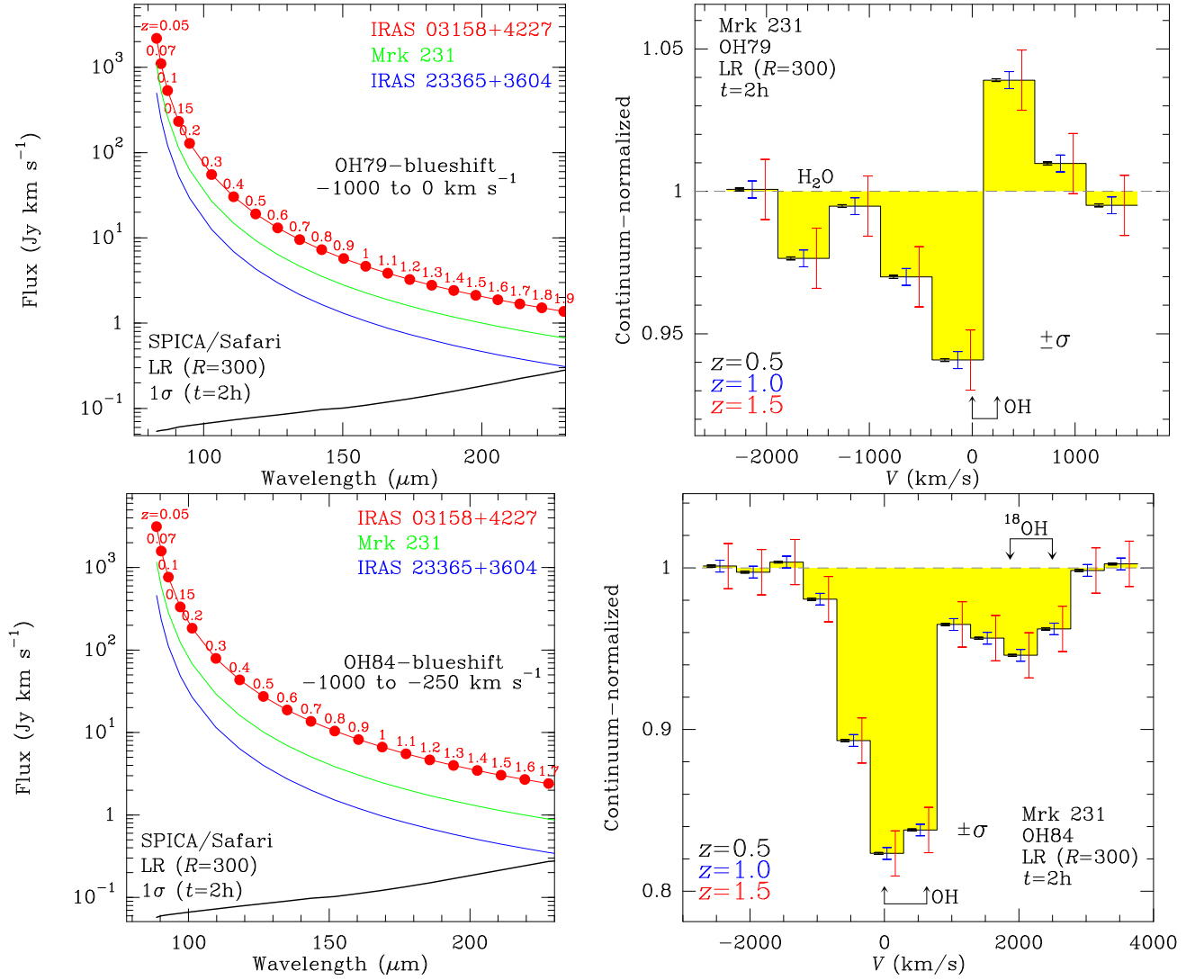
flowing sources, thus unambiguously revealing massive molecular outflows<sup>4</sup>.

Excited outflowing gas would also be detected through the OH84 doublet (lower panels in Fig. 4). In the LR mode, the two  $l$ -doubling components are blended in one single feature, which shows a “blue” asymmetry characteristic of outflowing gas with predicted fluxes well above the sensitivity limits up to at least  $z \approx 1.3$ . This asymmetry is also apparent in the OH65 doublet (Fig. 3).

Observations of the cross-ladder, ground-state OH doublets at 35 and 53.3  $\mu\text{m}$  would enable the exploration of sources at  $z > 2$ . The equivalent width of the OH35 doublet in Mrk 231, detected with *Spitzer*/IRS, is  $\approx 50$   $\text{km s}^{-1}$ , and would be detected at  $z = 3$  with  $5\sigma$  confidence using the LR mode and 10 hours of observing time. The observation would detect simultaneously the OH53.3 at  $8\sigma$  level, though the blueshifted wing in this doublet is blended with highly excited lines of  $\text{H}_2\text{O}$  and OH (GA14).

We also remark that hyper-luminous galaxies like HFLS3 ( $L_{\text{FIR}} \sim 3 \times 10^{13}$   $L_{\odot}$  Riechers et al. 2013) would be easily detected with *SPICA*/SAFARI in the LR mode. This extraordinary source at  $z = 6.3$ , rich in molecular lines including OH,  $\text{H}_2\text{O}$ , and  $\text{OH}^+$ , shows a

<sup>4</sup>In sources like IRAS 23365+3604, signal will be obtained in two consecutive channels in absorption and emission, and outflow detection at  $4\sigma$  level will rely on  $\sim 3\sigma$  detection in both channels.

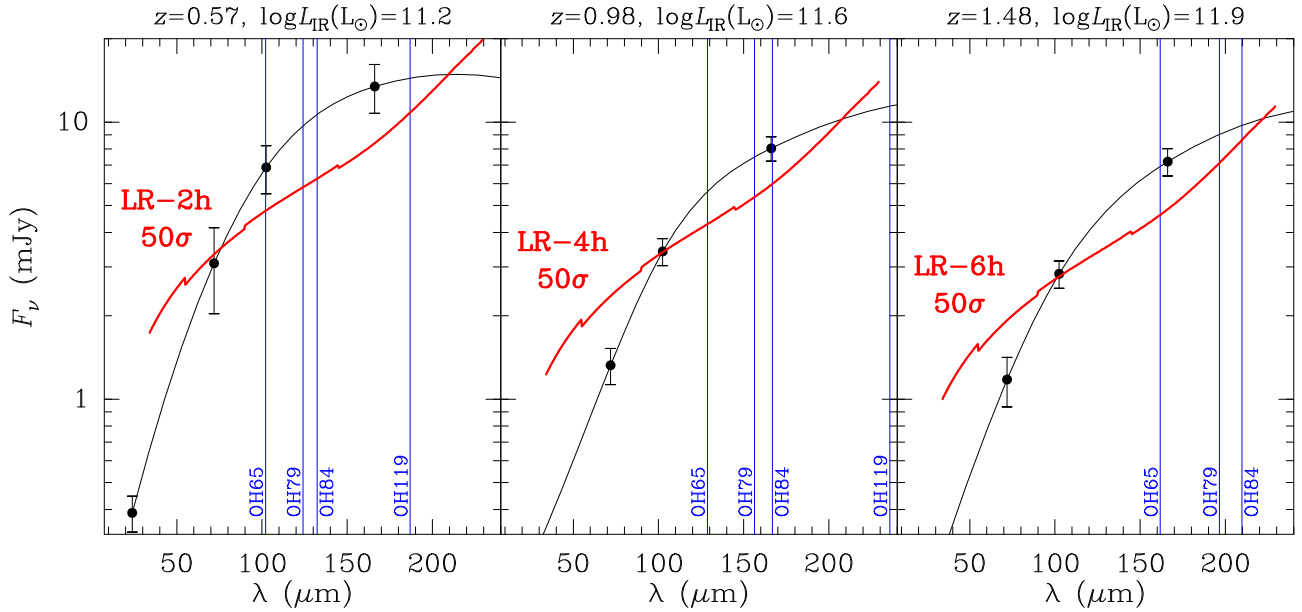


**Figure 4. Upper panels.** *Left:* Predicted integrated absorbing flux of the OH79 doublet in three local ULIRGs (IRAS 03158+4227, Mrk 231, and IRAS 23365+3604, all showing P-Cygni profiles in OH79) at blueshifted velocities (from  $-1000$  km s $^{-1}$  to  $0$  km s $^{-1}$ ) as a function of redshift (red numbers) and observed wavelength (abscissa). The black curve shows the sensitivity ( $1\sigma$ ) expected for SPICA/SAFARI LR ( $R = 300$ ) with 2 hours of observing time, indicating that molecular outflows would be easily detected in ULIRGs up to  $z = 1.3 - 1.9$ . *Right:* The continuum-normalized OH79 spectrum of Mrk 231 as observed with *Herschel*/PACS smoothed to the resolution of SPICA/SAFARI LR, with 2 spectral points per resolution element. The three errorbars in each spectral channel indicate the  $\pm\sigma$  uncertainty for SAFARI with 2 hours of observing time at the selected redshifts of  $z = 0.5, 1.0,$  and  $1.5$ . The absorption at  $V < -1300$  km s $^{-1}$  is due to H $_2$ O  $4_{23} - 3_{12}$ . Note that not only the blueshifted absorption wing would be detected, but also the redshifted emission feature (i.e. P-Cygni), unambiguously revealing outflowing gas. **Lower panels.** The corresponding predictions for the excited OH84 doublet. Fluxes are shown for velocities between  $-1000$  and  $-250$  km s $^{-1}$ . In the right-hand panel the absorption around  $2000$  km s $^{-1}$  is due to  $^{18}$ OH with possible contribution by NH $_3$  in some sources (see GA12).

continuum flux density of  $20$  mJy at  $\lambda_{\text{rest}} \sim 150$   $\mu$ m, expectedly similar to the flux density at  $35$   $\mu$ m. In such luminous galaxies with broad molecular linewidths ( $500 - 1500$  km s $^{-1}$  except CO 1-0), the OH35 doublet would be detected in LR mode up to the maximum observable redshift,  $z \approx 5.5$ , possibly showing blueshifted line wings in absorption. Some H $_2$ O lines at shorter wavelengths could be also detected at even higher  $z$ .

Likewise, gravitational lensing enables the detection of submillimeter lines of H $_2$ O, H $_2$ O $^+$ , and CH $^+$  in  $z = 2 - 4$  galaxies (Omont et al. 2011, 2013; Yang et al. 2013, 2016; Falgarone et al. 2015) and will enable the studies of the molecular phase in splendid detail with the SPICA observatory.





**Figure 5.** The black points with errorbars and black curves show the SED of Main Sequence galaxies in the highest  $\log M_*(M_\odot) = 11.2$  bin at different redshifts (from Schreiber et al. 2015), and the vertical blue lines indicate the observed wavelengths of the OH65, OH79, OH84, and OH119 doublets. The red curves show the expected  $50\sigma$  sensitivities in LR mode and for one spectral channel attained in 2 – 6h, indicating the capability of the designed SPICA/SAFARI instrument to explore the possible outflow origin of the “bending” of the  $M_*$ -SFR (MS) correlation in the high  $M_*$  bin.

### 2.1.3 The bending of the Main Sequence at high $M_*$

Main Sequence (MS) galaxies, dominating the IR luminosity function at all redshifts (Gruppioni et al. 2013), show the well-known correlation between the stellar mass ( $M_*$ ) and the star formation rate (SFR) from the local Universe up to at least  $z \sim 3$  (e.g. Noeske et al. 2007; Elbaz et al. 2007; Rodighiero et al. 2011; Schreiber et al. 2015), indicating that most galaxies produce stars at a relatively constant rate over their lifetime, gradually declining in intensity over a significant fraction of cosmic time (e.g. Noeske et al. 2007; Peng et al. 2015). The correlation is consistent with having a linear slope (in the log) at low  $M_*$ , then flattening at high  $M_*$ . This “bending” is more pronounced at low redshifts (e.g. Lee et al. 2015; Schreiber et al. 2016). The cause of this bending has not been established, but it has been suggested that it might be associated with the formation of ellipticals through environmental quenching (e.g. Dekel & Birnboim 2006), strangulation (Peng et al. 2015), or outflows (negative feedback; e.g. Springel et al. 2005).

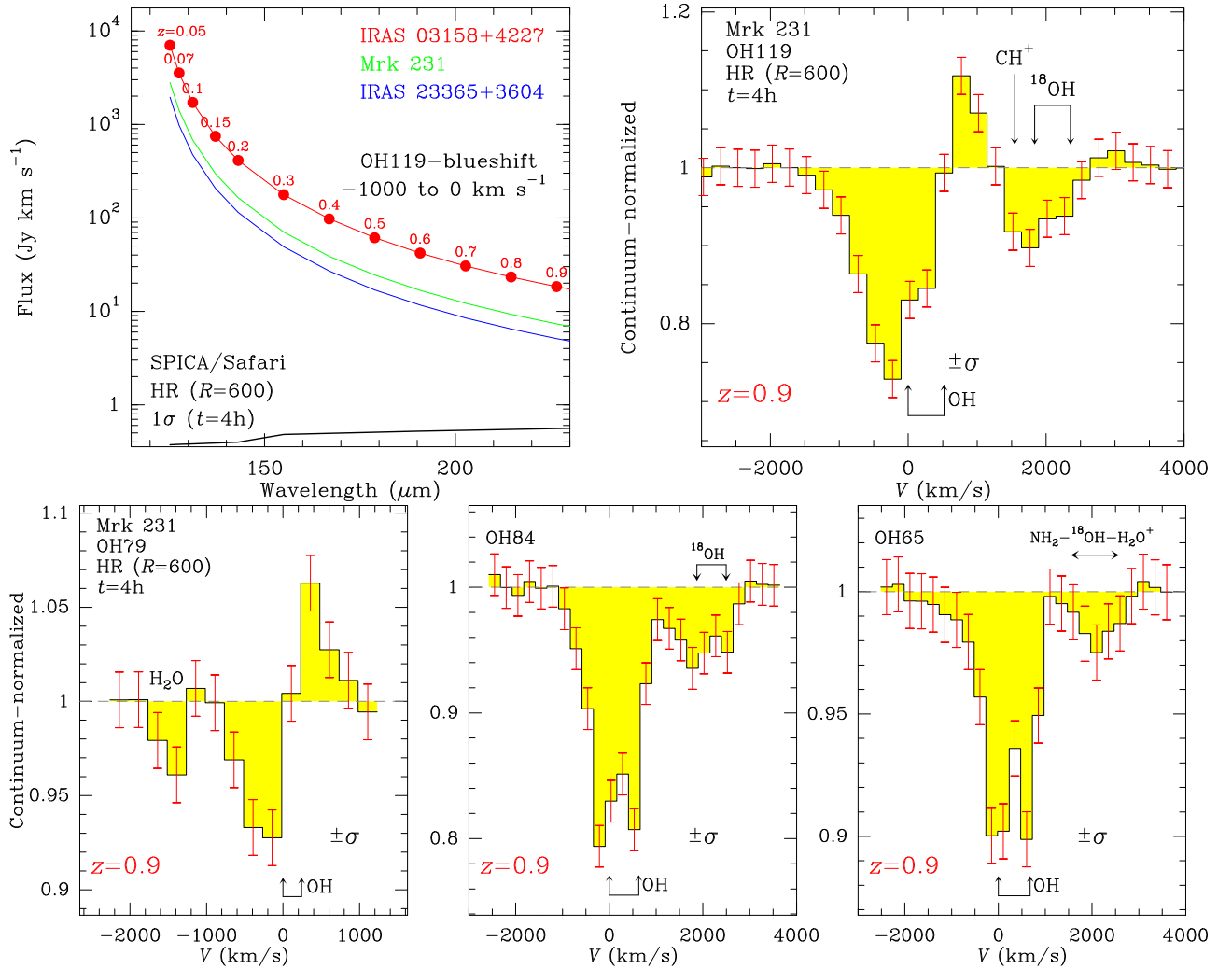
With the SPICA observatory, we would be able to address the importance of outflows by taking IR spectra of a large sample of massive, MS galaxies. The SEDs of MS galaxies with  $\log M_*(M_\odot) = 11.2$  in 3 redshift bins are shown in Fig. 5, and the positions of the OH doublets at 65, 79, 84, and 119  $\mu\text{m}$  (GA14, GA17) are shown with vertical lines. With the currently expected sensitivities

of the LR mode, we have shown in Figs. 3 and 4 that a  $1\sigma$  uncertainty of  $\approx 2\%$  of the continuum would enable the detection of massive molecular outflows. We thus show in Fig. 5 that this level of sensitivity is reachable for high-mass MS galaxies with  $< 6\text{h}$  of observing time per source. SPICA/SAFARI would thus enable a systematic search for outflows in high-mass MS galaxies.<sup>5</sup>

### 2.1.4 Molecular outflows in OH at $z < 1$ : the HR mode

The ground-state OH119 doublet shows ubiquitous P-Cygni line shapes in local ULIRGs (Spoon et al. 2013; Veilleux et al. 2013), and would be detectable with SPICA/SAFARI ( $\lambda_{\text{max}} = 230 \mu\text{m}$ ) up to  $z = 0.94$ . The doublet is usually strong with blueshifted absorption deeper than 20% of the continuum, which would enable its observation with SPICA/SAFARI in HR mode. Any P-Cygni line shape would be easily detectable with 4h of observing time, providing high-quality spectra in this doublet (see Fig. 6). With  $R = 600$ , the four doublets OH119, OH79, OH84, and OH65 (see lower panels of Fig. 6) would be analyzed enabling an estimate of the energetics associated with the outflows (GA17).

<sup>5</sup>Judging from the low  $f_{60}/f_{100} \sim 0.5$  ratios in Fig. 5, as compared with local galaxies with high nuclear activity (GA15), we would not expect massive feedback in MS sources unless it occurred in an earlier phase. It would therefore be most compelling an exploration based on the OH119 doublet, i.e. up to  $z \sim 1$ .



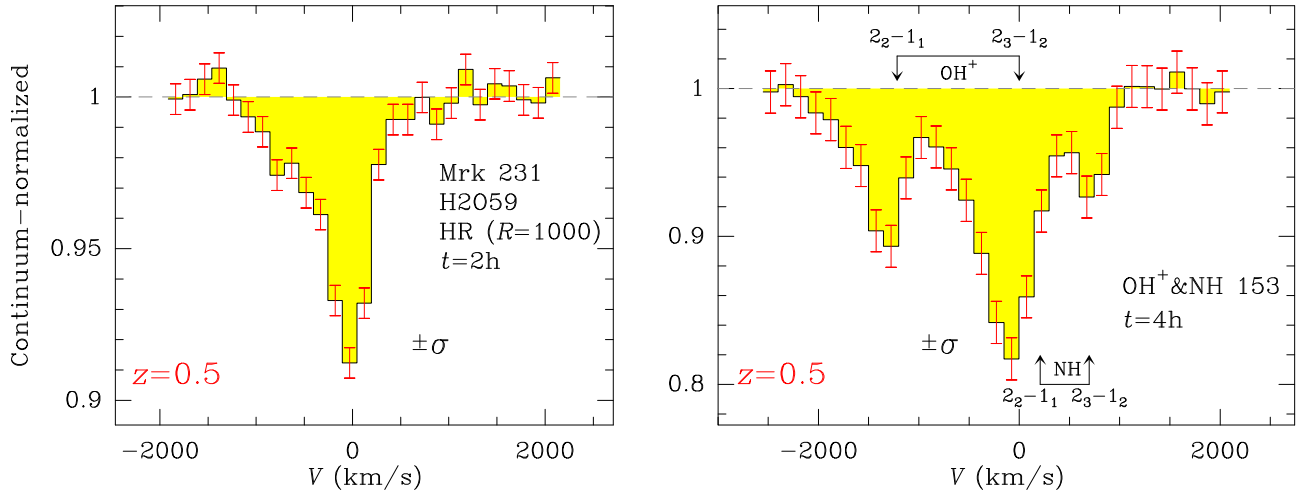
**Figure 6. Upper panels.** Same as Fig. 4 for the OH119 doublet in HR mode smoothed to a spectral resolution of  $R = 600$  and with 4 hours of observing time, illustrating the high-quality spectra that would be obtained with *SPICA/SAFARI* in this OH doublet up to the maximum observable redshift,  $z \approx 0.94$ . Contribution to the absorption by <sup>18</sup>OH would also be detectable, constraining the metallicity of the sources (see also the companion paper [Fernández-Ontiveros et al. 2017](#)). **Lower panels.** Continuum-normalized spectra of the OH79, OH84, and OH65 doublets in Mrk 231 as observed with *Herschel/PACS* with the resolution of *SPICA/SAFARI* HR smoothed to  $R = 600$ . The errorbars indicate the expected  $\pm\sigma$  uncertainty reachable with SAFARI with 4 hours of observing time at  $z = 0.9$ .

We remark that the strongest drop in IR luminosity density occurs at  $0 < z \leq 1$  ([Gruppioni et al. 2013](#)), and *SPICA/SAFARI* would potentially enable the determination of molecular outflow statistics during this crucial epoch (the last  $\sim 8$  Gyr of the Universe) through surveys. Hundreds of galaxies would be potentially detected in the OH119 doublet and other doublets with  $\sim 500$ h of observing time, enabling to constrain the outflow luminosity function in several redshift bins up to  $z \sim 1$ . In addition, the statistics of the outflow velocity ([Sturm et al. 2011](#); [Spoon et al. 2013](#); [Veilleux et al. 2013](#); [Stone et al. 2016](#)), as well as of the mass outflow rates, momentum and energy fluxes (GA17) as a function of the AGN and SB luminosities would be estab-

lished for large numbers of galaxies over more than half the age of the Universe.

### 2.1.5 Probing the outflows with H<sub>2</sub>O and their ionization rates with OH<sup>+</sup>

H<sub>2</sub>O couples very well to the IR radiation field and presents dozens of absorption lines in the far-IR spectra of buried galaxies (e.g. GA12). At high redshifts, the submillimeter emission lines of H<sub>2</sub>O have been detected in several sources ([van der Werf et al. 2011](#); [Omont et al. 2011, 2013](#); [Yang et al. 2013, 2016](#); [Riechers et al. 2013](#); [Gullberg et al. 2016](#)). Based on our Mrk 231 template and the expected SAFARI sensitivities, several H<sub>2</sub>O lines with  $\lambda_{\text{rest}} < 77 \mu\text{m}$



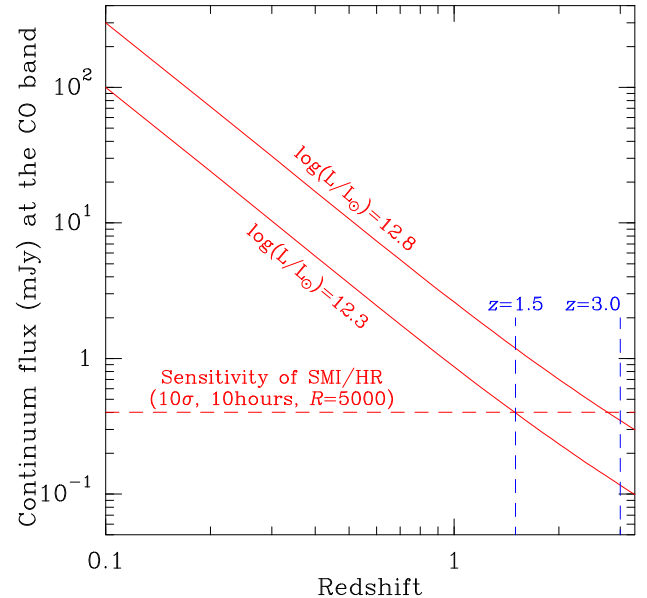
**Figure 7.** The  $\text{H}_2\text{O}$   $4_{32} - 3_{21}$  line at  $59 \mu\text{m}$ , and the spectrum around  $153 \mu\text{m}$  including  $2_J - 1_{J'}$  lines of  $\text{OH}^+$  and  $\text{NH}$ , observed with *Herschel*/PACS in Mrk 231, smoothed to a resolution of 1000 (adapted from Fischer et al., in preparation). The reference velocity corresponds the  $2_3 - 1_2$  line of  $\text{OH}^+$ , which dominates over the partially blended  $\text{NH}$   $2_2 - 1_1$  line. Errorbars indicate the expected  $\pm\sigma$  uncertainties for *SPICA*/SAFARI in HR mode with 2 (left) and 4 (right) hours of observing time. The  $\text{H}_2\text{O}$  and  $\text{OH}^+$  lines show blueshifted absorption wings indicative of outflowing gas.

would be detected up to  $z \sim 2$  with the LR mode of *SPICA*/SAFARI in only 2 hours of observing time. In Mrk 231, these lines peak at systemic velocities and show a blueshifted absorption wing, which would be too weak even for *SPICA* to detect at high redshifts. Nevertheless, averaging the profiles of several  $\text{H}_2\text{O}$  lines, or the profile of a given line in a sample of observed galaxies, could enable the detection of a blue line-shape asymmetry in strong sources at  $z > 1$ . At  $z < 1$ , the wings of the individual lines are detectable in the HR mode with  $R = 600 - 1000$ , as illustrated in Fig. 7 for the  $\text{H}_2\text{O}$   $4_{32} - 3_{21}$  transition at  $\lambda_{\text{rest}} = 59 \mu\text{m}$  ( $E_{\text{lower}} \approx 300 \text{ K}$ ).

Figure 7 also shows the *Herschel*/PACS spectrum of Mrk 231 smoothed to  $R = 1000$  around  $\lambda_{\text{rest}} = 153 \mu\text{m}$  (adapted from Fischer et al., in preparation), showing strong absorption in two (of the allowed six) fine-structure  $2_J - 1_{J'}$  lines of  $\text{OH}^+$  and  $\text{NH}$ . The  $\text{OH}^+$  lines show blueshifted absorption wings extended to  $\sim -1000 \text{ km s}^{-1}$  in both transitions, as well as in other fine-structure lines. Together with the  $3_J - 2_{J'}$  (at  $\sim 100 \mu\text{m}$ ) and  $4_J - 3_{J'}$  (at  $\sim 76 \mu\text{m}$ ) lines, and in combination with lines of  $\text{H}_2\text{O}^+$ ,  $\text{H}_3\text{O}^+$ , and  $\text{OH}$ , the  $\text{OH}^+$  lines *SPICA*/SAFARI would provide an excellent data set for modeling the ionization rates of the molecular outflows (González-Alfonso et al. 2013; van der Tak et al. 2016).

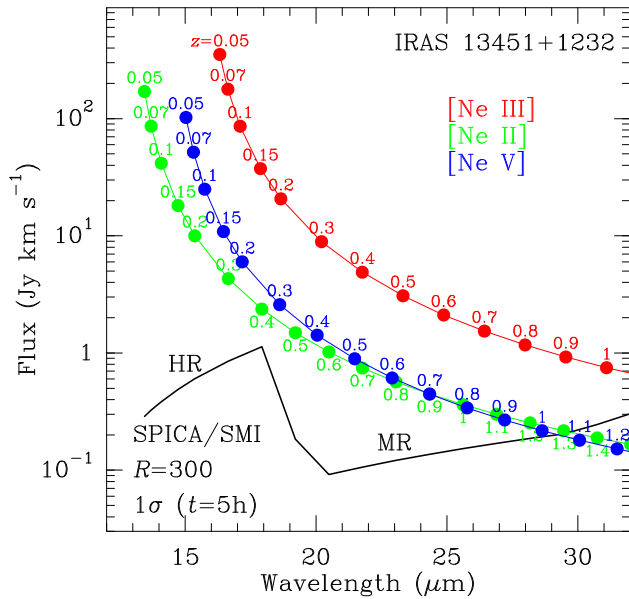
## 2.2 Physical conditions of the molecular outflows using the CO band at $4.7 \mu\text{m}$ in the mid-IR

Another crucial piece of information to study the physical conditions of the molecular outflows is the near-IR



**Figure 8.** The flux densities of ULIRGs at the wavelength of the CO band ( $\sim 4.7 \mu\text{m}$ ) together with the expected sensitivity of *SPICA*/SMI/HR with the spectral resolution binned optimal for this study. With the spectral coverage of  $12 - 18 \mu\text{m}$ , which corresponds to a redshift of  $z = 1.5 - 3$  for the CO band, *SPICA*/SMI can observe this feature toward luminous ULIRGs.

CO ro-vibrational transitions ( $\Delta v = 1$ ,  $\Delta J = \pm 1$ ,  $\lambda \sim 4.7 \mu\text{m}$ ). Shirahata et al. (2013) observed the CO band in absorption toward the nucleus of IRAS 08572+3915, clearly showing that the main component of the absorption is blueshifted and thus probes the outflow from



**Figure 9.** Predicted integrated flux of the [Ne III]15.5 $\mu\text{m}$  (red), [Ne II]12.8 $\mu\text{m}$  (green), and [Ne V]14.3 $\mu\text{m}$  (blue) lines, in IRAS 13451+1232 at blueshifted velocities (from  $-3500 \text{ km s}^{-1}$  to  $-500 \text{ km s}^{-1}$ , from Spoon & Holt 2009) as a function of redshift (small numbers) and observed wavelength. The black curve shows the sensitivity ( $1\sigma$ ) expected for *SPICA/SMI* HR and MR with a resolution of  $R = 300$  with 5 hours of observing time. The ionized phase of the outflows in the mid-IR is detectable up to  $z \sim 0.7 - 1$ .

the nucleus. The observed line absorption of  $\sim 50\%$  of the continuum indicates that the outflowing CO is covering a large fraction of the mid-IR continuum, providing a sensitive probe of molecular feedback close to the central engine. Moreover, since many lines at various excitation levels can be observed simultaneously, Shirahata et al. (2013) could estimate the gas temperature of the outflowing gas, and hence the column density of the CO gas with very little uncertainty.

We can extend this work to the high-redshift universe with *SPICA/SMI* and the James Webb Space Telescope (*JWST*, see also §2.6). Figure 8 shows the estimated flux of ULIRGs at the wavelength around the CO feature together with the expected sensitivity of *SPICA/SMI/HR*. A spectral resolution of  $R = 5000$  is required to avoid blending of adjacent CO lines and thus to correctly place the continuum. With the spectral coverage of  $12 - 18 \mu\text{m}$ , which corresponds to a redshift of  $z = 1.5 - 3$  for the CO band, *SPICA/SMI* can observe the band toward luminous ULIRGs with enough S/N ratio for the absorption study. Additional potential probes of molecular outflows in the mid-IR include the bands of  $\text{H}_2\text{O}$  (6.3  $\mu\text{m}$ ), HCN (14  $\mu\text{m}$ ),  $\text{CO}_2$  (15  $\mu\text{m}$ ), and  $\text{C}_2\text{H}_2$  (13.7  $\mu\text{m}$ ).

### 2.3 The ionized phase of outflows: fine-structure lines of Ne ions in the mid-IR and the [C II]157 $\mu\text{m}$ line

With *Spitzer/IRS*, blueshifted emission in the [Ne III]15.5 $\mu\text{m}$ , [Ne II]12.8 $\mu\text{m}$ , and [Ne V]14.3 $\mu\text{m}$  fine-structure lines was found in  $\sim 30\%$  of local ULIRGs, most of them classified as AGNs (Spoon & Holt 2009; Spoon et al. 2009). In some sources, the wings were detected up to  $-3500 \text{ km s}^{-1}$ , with indications of higher blueshift with increasing ionization state of the gas. The high ionization potential of  $\text{Ne}^{3+}$ ,  $\approx 97 \text{ eV}$ , ensures that the [Ne V] line can only be produced in gas directly irradiated by an AGN, thus unambiguously probing the ionized phase of AGN feedback at wavelengths where extinction is less severe than in the UV, optical, or near-IR. Since the high velocity Ne gas is only seen in sources with weak silicate absorption (the lower branch of the fork diagram in Spoon et al. 2007), indicating a very low dust column to the nucleus, a direct comparison of sources with molecular outflows and outflows in the high ionization gas might probe different evolutionary states (Spoon et al. 2013).

We use IRAS 13451+1232, where the three Ne lines are detected with blueshifted emission up to at least  $-3000 \text{ km s}^{-1}$  (Spoon & Holt 2009), as a local template to compare in Fig. 9 the expected fluxes for the blueshifted emission as a function of redshift with sensitivity expectations for *SPICA/SMI*. The three lines, at rest wavelengths of 12.8 – 15.5  $\mu\text{m}$ , shift with increasing redshift from the SMI/HR band (12 – 18  $\mu\text{m}$ ,  $R_{\text{nom}} = 28000$ ) into the SMI/MR band (18 – 36  $\mu\text{m}$ ,  $R_{\text{nom}} = 1300 - 2300$ ); our sensitivity calculations correspond to a smoothed resolution of  $R = 300$  (black curve in Fig. 9). Very interestingly, strong outflows in the [Ne III] line will be detected in 5h of observing time up to  $z \sim 1$ , enabling direct comparison with OH119 across the cosmic epoch of most pronounced decrease in star formation rate.

In a sample of local far-IR bright galaxies, Janssen et al. (2016) have reported on the detection of broad wings in the [C II]157 $\mu\text{m}$  line, and have shown that these wings are found in sources with high velocity outflowing gas as seen in OH119. In addition, the outflow masses derived from OH and broad [C II] show a tentative 1 : 1 relationship, suggesting that the atomic and molecular gas phases of the outflow are connected (Janssen et al. 2016). Furthermore, the molecular outflow masses inferred from Na I D (Rupke & Veilleux 2013b), CO (Cicone et al. 2014), and OH (GA17), appear to show similar agreement. The similarity of the derived masses using tracers that are expected to arise from different phases or components, suggesting a phase change of the outflow material or high ionization rate of the outflowing molecular gas, deserves a more statistically significant observational study. With

the *SPICA*/SAFARI instrument, the [C II]157 $\mu$ m line would be observed in the local Universe up to  $z \approx 0.45$ .

## 2.4 Inflows

In the local Universe, evidence for galaxy-scale inflows has come from *inverse* P-Cygni line shapes and redshifted absorption seen primarily in both the [O I]63  $\mu$ m line and in the ground-state OH doublets. These inflows are usually spatially extended in comparison with the size of the nuclei, thus probing the feeding of galaxy cores (Falstad et al. 2015, 2017, GA12, GA17). While simulations predict that high- $z$  galaxies are fed by relatively pristine gas, there is growing evidence that the immediate environments of high- $z$  sources may be metal-rich (Prochaska et al. 2014; Emonts et al. 2016; Neeleman et al. 2017), in which case *SPICA*/SAFARI can play an important role in studying galaxy-scale inflows on significant cosmic timescales. In local sources, the velocities associated with these motions are low, and thus the HR mode of *SPICA*/SAFARI will be required to study the inflows.

Inflow signatures are found in *all* observed (in the far-IR) local LIRGs (with  $\sim (1 - 4) \times 10^{11} L_{\odot}$ ) that host a very compact and warm nucleus (NGC 4418, Zw 049.057, Arp 299a, and IRAS 11506–3851), which may represent galaxies in an early stage of merging, or accreting metal-rich gas from the intergalactic medium via efficient “cold” inflows. We show in Fig. 10 the inverse P-Cygni observed in the [O I]63  $\mu$ m line towards NGC 4418 ( $L_{\text{IR}} \sim 10^{11} L_{\odot}$ ,  $z \approx 0.007$ ) smoothed to a resolution of  $R = 1000$ . The errorbars indicate the  $\pm\sigma$  uncertainty expected for *SPICA*/SAFARI in 5 hours of observing time at  $z = 0.2$ . For a LIRG with  $L_{\text{IR}} \sim 4 \times 10^{11} L_{\odot}$ , this type of line shape would be detected up to  $z \approx 0.4$ . *SPICA*/SAFARI would thus obtain an estimate of massive inflow rates ( $\gtrsim 10 M_{\odot} \text{ yr}^{-1}$ ) in LIRGs in the local Universe and beyond.

In the sample of sources observed with *Herschel*/PACS, there is one local ULIRG with prominent redshifted absorption in the OH doublets, IRAS 15250+3609 ( $L_{\text{IR}} \sim 10^{12} L_{\odot}$ , GA17), probably indicating massive funneling of gas toward the central galaxy core as a consequence of merging. The spectrum of HCO<sup>+</sup> 3-2 at submillimeter wavelengths also shows a redshifted absorption feature, but the profile is dominated by redshifted emission and blueshifted absorption of the continuum characteristic of an outflow (Imanishi et al. 2016)<sup>6</sup>. The redshifted OH119 absorption in this source is shown with  $R = 1000$  in Fig. 10. The emission feature at negative velocities is expected

to be associated with outflowing gas, but the redshifted absorption represents a massive inflow. The errorbars illustrate that these type of profiles in ULIRGs can be traced to  $z \gtrsim 0.5$  with SAFARI. The absorption feature at 1600 – 2200  $\text{km s}^{-1}$ , almost as strong as OH119, appears to be primarily due to redshifted CH<sup>+</sup>, suggesting intense dissipation of mechanical energy (Falgarone et al. 2015).

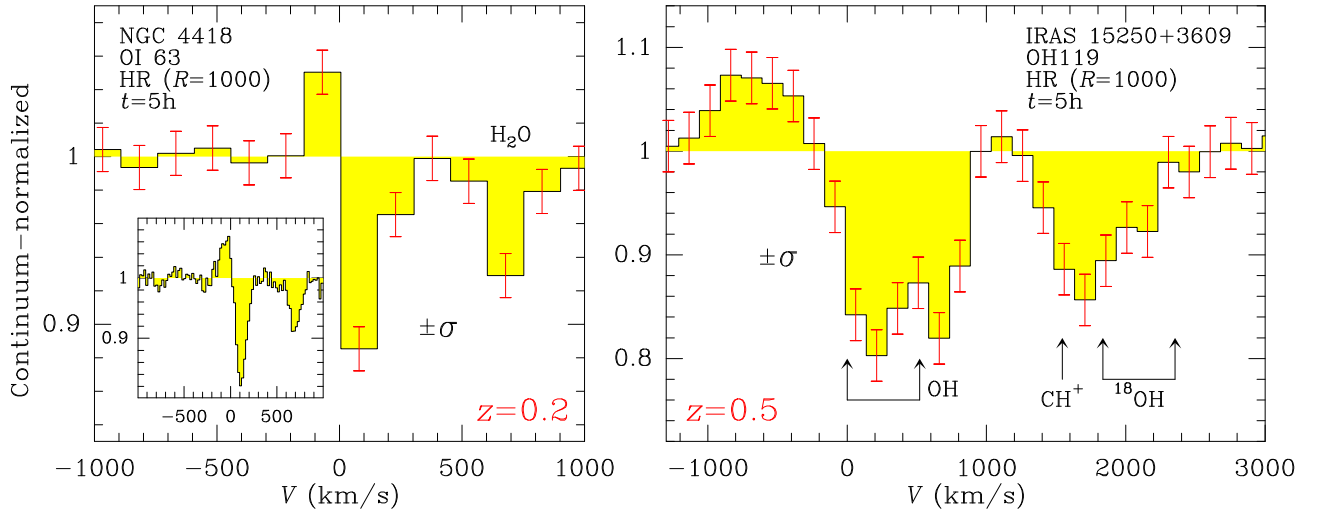
## 2.5 Constraining SEDs from lines

Decomposition of the SED of galaxies into AGN and SB contributions is a key aspect of studies of the corresponding luminosity functions based on multi-wavelength photometric data-sets (e.g. Gruppioni et al. 2013, 2016; Delvecchio et al. 2014). While the fractional contributions to the luminosities by the AGN and the SB are in most cases very well defined, there are cases where it may be relevant to distinguish between nuclear and extended star formation, or where the columns towards the nuclear regions are not well constrained with photometric means, or where exceptionally high gas column densities may partially mask the AGN. In these cases, observations of absorption, radiatively pumped molecular lines in the far-IR can help resolve these ambiguities, as  $T_{\text{dust}}$  and the continuum optical depth are constrained from line modeling (e.g. GA15). The continuum emitted by these far-IR optically thick, warm components is usually blended with and diluted within the contribution from colder dust, and hence the only way to disentangle the cold ( $\lesssim 45$  K) and warm ( $\gtrsim 65$  K) components is through lines. The technique has been applied to local (U)LIRGs, enabling the characterization of the SEDs associated with buried galaxy nuclei (e.g. Falstad et al. 2015, 2017, GA12, GA17), and would be applied to high- $z$  sources with the advent of *SPICA*.

Information from *emission* lines can also potentially be used as a prior in SED fitting with the MCMC SED fitting codes which have already been developed (e.g. the SED Analysis Through Markov Chains, Johnson et al. 2013). Efstathiou et al. (2014) also discussed whether the line information in IRAS 08572+3915 is consistent with the idea that the ULIRG is powered by an AGN and a young SB, which included calculations with CLOUDY (Ferland et al. 2013).

An interesting way of linking the feedback studies with SED fitting is to try determine whether outflows are associated with galaxies in which the SBs are relatively old, which is expected within the negative feedback scenario of star formation quenching. As shown in earlier works, the age of the SB can be an important parameter which determines the shape of the IR spectrum and especially the prevalence of PAH features (e.g. Efstathiou et al. 2000; Rowan-Robinson & Efstathiou 2009). High quality rest-frame mid-IR data of galaxies

<sup>6</sup>While the far-IR is mostly sensitive to the gas in front of the continuum source, blocking to some extent the emission from behind, the submillimeter traces the gas in front and behind the continuum more evenly, which may explain the observed differences.



**Figure 10.** *Left:* The [O I]63  $\mu\text{m}$  line at 63  $\mu\text{m}$  in the LIRG NGC 4418 observed with *Herschel*/PACS, showing an inverse P-Cygni profile characteristic of galaxy-scale inflowing gas (GA12). The spectrum is smoothed to a resolution of  $R = 1000$ , and errorbars indicate the expected  $\pm\sigma$  uncertainties at  $z = 0.2$  for *SPICA*/SAFARI in HR mode with 5 hours of observing time. The spectral feature at  $\sim 700 \text{ km s}^{-1}$  is a very excited  $\text{H}_2\text{O}$  line formed in the inner galaxy core. The insert shows the unsmoothed spectrum. *Right:* the OH119 spectrum in IRAS 15250+3609, showing redshifted absorption. The strong feature at 1600 – 2200  $\text{km s}^{-1}$  is due to redshifted  $\text{CH}^+$ , because the red component of the  $^{18}\text{OH}$  doublet is not detected. Errorbars indicate the expected  $\pm\sigma$  uncertainties at  $z = 0.5$  for *SPICA*/SAFARI in HR mode with 5 hours of observing time.

will enable this kind of SED modeling, available with *JWST* and also potentially with *SPICA* itself.

## 2.6 Synergies with other missions

The study of outflows is among the strongest synergies between *SPICA* and *JWST*, *Athena*, ALMA, NOEMA, SKA, and the E-ELT. Specific questions that could be addressed with the combined capabilities of the four facilities include:

- 1) What are the morphologies, masses, mass outflow rates, and kinetic energies of the observed outflows, and how do they relate to the properties of the nucleus and the host?
- 2) What are the best tracers to obtain reliable estimates of the outflow properties?
- 3) How common are massive outflows at the peak epoch of AGN and galaxy assembly ( $z = 1 - 3$ )?
- 4) In which galaxy/AGN types do massive outflows occur? In which phase of the evolution of a galaxy and how long does the active feedback phase lasts?
- 5) How are molecular outflows linked to the ionized and atomic outflows and how do they propagate?

E-ELT/HARMONI will provide integral-field unit (IFU) observations in the optical and near-IR (0.47 – 2.45  $\mu\text{m}$ ) enabling the mapping of host-galaxy kinematics to distinguish between rotation signatures, irregular kinematics, and high-velocity components (i.e. potential signatures of outflowing gas) presumably up to redshifts of  $\sim 3$  (e.g. [Kendrew et al. 2016](#)). Because E-

ELT/HARMONI is a single IFU, obtaining constraints for a large sample of AGNs will be observationally expensive. The second generation multi-IFU E-ELT/MOS will enable observations of the kinematic components of several AGNs within a single field of view at 0.8 – 1.8  $\mu\text{m}$ , thus providing a catalogue of a statistically significant AGN sample. E-ELT spectroscopy will also provide additional diagnostics such as broad [Ne v] emission, Al III and other UV absorption features, that will characterize ionized gas outflows at substantially higher redshifts than is currently possible. The *SPICA* observatory would probe in  $z < 2$  galaxies the molecular counterpart, to verify whether the observed feedback is accompanied by significant amounts of star-formation material.

With the help of VLT-SINFONI IFU spectroscopy, [Cano-Díaz et al. \(2012\)](#) obtained the [O III] $\lambda 5007$  emission-line kinematics map of the luminous quasar 2QZJ002830.4-281706 at  $z = 2.4$ , that revealed a massive outflow on scales of several kpc. The detection of narrow  $\text{H}\alpha$  emission revealed non-uniformly distributed star formation in the host galaxy, with an SFR of  $\sim 100 M_{\odot} \text{ yr}^{-1}$  strongly suppressed in the region where the highest outflow velocity and velocity dispersion are found. With an angular resolution and sampling of 0.01 arcsec at 2  $\mu\text{m}$ , E-ELT/HARMONI will be able to image the same field of view over  $250 \times 250$  pixels with a spatial resolution of 80 pc. Such observations will have a major impact on our understanding of the effect of ionized gas winds on the star formation of the host galaxy

and, given the extremely high  $L_{\text{AGN}} \approx 10^{13} L_{\odot}$ , *SPICA* would trace the clearing of the molecular gas reservoir from the galactic disk (Section 2.1.2).

In the foreseeable future, ALMA and NOEMA will continue to lead the way at (sub)millimeter wavelengths, providing maps of the cold gas components in CO and also denser tracers such as HCN, HCO<sup>+</sup>, and CS. Given the long observing time required for obtaining spatially resolved observations of line wings at high redshifts, and given that *SPICA*/SAFARI would enable the observation of  $\sim 1000$  galaxies in the LR mode at  $z = 0.5 - 3.5$ , a possible strategy could consist of *SPICA* providing samples of galaxies with massive outflows to be subsequently mapped with interferometers. Cross-check of outflows detected in the far-IR and (sub)millimeter would also be important to calibrate the inferred energetics.

*JWST*, which is scheduled to launch in late 2018, will provide unprecedented imaging and spectroscopic capabilities in the near and mid-infrared. Specifically, the Near Infrared Spectrograph (NIRSpec), which will cover  $0.6 - 5.3 \mu\text{m}$  at  $R \sim 2700$ , and the Mid Infrared Instrument (MIRI), which will cover  $4.9 - 28.8 \mu\text{m}$  at  $R \sim 1500 - 3500$ , will both have Integral Field Unit (IFU) modes, enabling high sensitivity, spatially-resolved spectra of star-forming galaxies and AGN. As has been shown in studies of nearby AGN (e.g., Müller-Sánchez et al. 2016; Riffel et al. 2016) and  $z \sim 1 - 2$  starbursts (e.g., Genzel et al. 2014; Livermore et al. 2015; Mieda et al. 2016), IFUs are powerful tools to disentangle the excitation and kinematics of the atomic and molecular gas in the nuclei of galaxies. At low redshifts, MIRI and NIRSpec will provide access to rest-frame near-IR and mid-IR diagnostic features that can be used to separate out photoionization and heating from shock excitation, on spatial scales that range from tens to hundreds of parsecs. At high redshifts, the bright optical emission lines (e.g. H $\alpha$ , [N II], [O I], [S II]) will all pass into the NIRSpec bands, enabling traditional diagnostic diagrams (e.g. the Baldwin, Phillips and Terlevich or BPT diagram) to be used to identify shocked gas on scales of a few kpc. In the rest-frame near-IR, there are key diagnostics of shocks ([Fe II] at  $1.25$  and  $1.64 \mu\text{m}$ ) and warm ( $500 - 1000$  K) molecular gas (the  $1 - 0$  S(1) H<sub>2</sub> line at  $2.21 \mu\text{m}$ ), which can be directly compared to the H II-region emission from hot, young stars as traced by the Paschen and Bracket series recombination lines, and the PDR emission as traced by the  $3.3$  PAH emission feature. The mid-IR provides access to a suite of PAH features to probe grain ionization and size, which can be altered by fast shocks in outflowing winds (e.g., Beirão et al. 2015). In addition, the H<sub>2</sub> S(0)–S(7) lines, and bright fine-structure cooling lines provide a sensitive probe of the warm ( $100 - 500$  K) molecular gas and the ioniza-

tion and density of the atomic ISM, respectively. Slow shocks can heat the molecular gas providing enhanced H<sub>2</sub> emission, and the large range in ionization potential and critical density of the fine structure lines can be used to not only detect buried AGN (see Spinoglio et al. 2017, this issue), but also to uncover the presence of shocks (Allen et al. 2008; Inami et al. 2013). A number of molecular bands in the mid-IR (CO, H<sub>2</sub>O, HCN, C<sub>2</sub>H<sub>2</sub>, and CO<sub>2</sub>) can also provide a unique view of the structure of the innermost phase of molecular outflows.

The Square Kilometre Array (SKA, e.g. Morganti et al. 2015), with early science planned for 2020 and fully operational in 2030, will provide HI 21 cm absorption surveys with unprecedented sensitivity, enabling the detection of the atomic phase of outflows up to  $z \sim 3$  (Morganti et al. 2015). Galaxy feedback processes at high redshifts would be studied in both the atomic and molecular phases with SKA and *SPICA*. In addition, inflows are potentially detectable in the HI 21 cm with SKA (as observed in the local NGC 4418, Costagliola et al. 2013), enabling the study of their metallicity when compared with *SPICA* observations of the [O I]63  $\mu\text{m}$  line and the OH doublets (Section 2.4).

The observing plans for *Athena* currently envisage an ambitious Wide Field Imager (WFI, Meidinger et al. 2016) survey including medium and deep pointings which would allow the detection of thousands of (mostly mildly) Compton-thick (CT) AGN up to a redshift of  $3 - 4$  and their recognition as such up to a redshift of  $3$  (Carrera et al. 2014), characterising a few tens of those up to  $z \sim 3$ . In addition, it would also uncover X-ray nuclear UFOs in a few thousand type 1 AGN up to  $z \sim 3$  (Carrera et al. 2015). This is a rich harvest of potential targets for detailed *SPICA* follow-up spectroscopy: CT sources could be targeted to ascertain the putative relationship between heavy obscuration and molecular outflows (Section 2.1.1) comparing the incidence of these features at different obscuration levels; *SPICA* could also observe populations of type 1 AGN with and without UFOs, looking for the incidence of molecular outflows in both populations, to investigate the connection between the energy injected in the circumnuclear region by the AGN and the galaxy-wide outflows that provide an effective feedback (Sections 2.1.2 and 2.1.5).

In addition, *Athena* will also obtain high resolution X-IFU (Barret et al. 2016) spectroscopy of samples of AGNs out to  $z \sim 2$  showing moderately ionised outflows, to measure the mechanical energy associated to those outflows (Carrera et al. 2015). X-IFU spectroscopy will also be carried out on nearby AGN outflows, to measure their kinetic energy and to understand how the outflows are launched, also probing the interaction of winds from AGN and star-formation with their surroundings (Ponti et al. 2015). This would help understand how BHs quench their own mass reservoir and

even how the  $M - \sigma$  relation is established. At the same time, *SPICA* would observe the molecular phase, and the putative relationship between nuclear (parsec-scale) AGN winds and the more extended molecular outflows (Tombesi et al. 2015; Feruglio et al. 2015) would be revealed on the basis of significant galaxy samples.

### 3 Conclusions

A breakthrough in our knowledge of molecular outflows through cosmic time is expected with the IR observatory *SPICA*. We have shown in this paper that the unprecedented sensitivities predicted for the SAFARI instrument would enable the detection and accurate description of outflows in OH up to  $z \sim 1$ , the limiting redshift for the observation of the most sensitive OH doublet at  $119 \mu\text{m}$ . It is in this epoch when the strongest drop in IR luminosity density and star formation takes place, and *SPICA* would check the role of massive outflows in star formation quenching. In addition, bright sources will also be detected in the more optically thin OH transition at  $79 \mu\text{m}$  up to  $z \sim 1.5 - 2$ , i.e. the last  $\sim 10$  Gyr of the Universe. For the first time it will be possible to study molecular outflows in the infrared in massive, main sequence galaxies near their peak of activity, testing the relationship between feedback and the shape of the MS. We have shown predictions for lines of  $\text{H}_2\text{O}$  and  $\text{OH}^+$  in the far-IR, and also for the CO band at  $4.7 \mu\text{m}$  and the strongest lines of ionized Ne in the mid-IR. Inflowing gas associated with mergers or accretion of metal-rich intergalactic gas will also be an exciting topic of study with *SPICA*, through spectroscopic observations of the  $[\text{O I}]63\mu\text{m}$  and OH transitions. Finally, we have discussed the most important synergies that *SPICA* will have with other current and future observatories in the study of feedback and galactic evolution.

### 4 ACKNOWLEDGEMENTS

This paper is dedicated to the memory of Bruce Swinyard, who initiated the *SPICA* project in Europe, but unfortunately died on 22 May 2015 at the age of 52. He was ISO-LWS calibration scientist, *Herschel*/SPIRE instrument scientist, first European PI of *SPICA* and first design lead of SAFARI.

We thank Corentin Schreiber and David Elbaz for providing us with the SEDs of MS galaxies in electronic form (reported in Schreiber et al. 2015). EGA is a Research Associate at the Harvard-Smithsonian Center for Astrophysics, and thanks the Spanish Ministerio de Economía y Competitividad for support under projects FIS2012-39162-C06-01 and ESP2015-65597-C4-1-R. EGA and JF acknowledge support under NASA grant ADAP NNX15AE56G. Basic research in IR astronomy at NRL is funded by the US ONR. FJC acknowledges financial support through grant AYA2015-64346-C2-1-P

(MINECO/FEDER). This research has made use of NASA’s Astrophysics Data System (ADS) and of GILDAS software (<http://www.iram.fr/IRAMFR/GILDAS>).

### A Scaling flux densities with redshift and sensitivities

We use the spectra observed by *Herschel*/PACS in some templates and scale the flux densities with redshift  $z$  according to  $F_{\nu, \text{Jy}} \propto (1+z)/D_L^2$ , where  $D_L$  is the luminosity distance. We use for  $D_L$  a flat Universe with  $H_0 = 69.6 \text{ km s}^{-1} \text{ Mpc}^{-1}$  and  $\Omega_M = 0.286$  (Bennett et al. 2014).

Figure A1 shows the estimated  $1\sigma$ -1h sensitivities currently expected *SPICA*/SAFARI (Spinoglio et al. 2017; Grupponi et al. 2017) in low-resolution (LR) and high-resolution (HR) modes, at their nominal resolution ( $R_{\text{nom}} = 300$  for LR and  $R_{\text{nom}} = 2 \times 10^3 \times 200 \mu\text{m}/\lambda$  for HR, where  $\lambda$  is the observed wavelength). The corresponding sensitivities for the flux densities are given by

$$\sigma_{\text{mJy}} = 10^{29} \times \frac{\sigma_{\text{W/m}^2} \lambda_{\mu\text{m}}}{c_{\mu\text{m/s}}} \times \sqrt{\frac{R_{\text{nom}} R}{t_{\text{h}}}}, \quad (\text{A1})$$

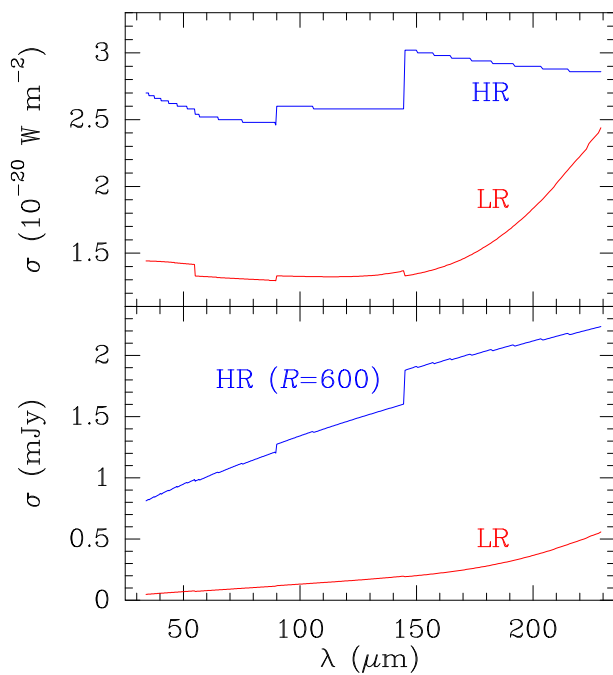
where the subscripts indicate units,  $t$  is the observing time, and  $R \leq R_{\text{nom}}$  is the desired spectral resolution. Fig. A1 shows the calculated  $\sigma_{\text{mJy}}$  applied to both the LR and HR modes (the latter smoothed to  $R = 600$ ) for  $t_{\text{h}} = 1$ . For the LR mode with  $R = R_{\text{nom}}$ ,  $t_{\text{h}} = 2$ ,  $\lambda_{\mu\text{m}} = 200$  (the wavelength of the OH79 doublet at  $z = 1.5$ ), and  $\sigma_{\text{W/m}^2} = 1.8 \times 10^{-20}$  (Fig. A1),  $\sigma_{\text{mJy}} \approx 0.25$ , or  $\sigma_{\text{norm}} \approx 1\%$  of the continuum level for a continuum source of  $F_{\nu} = 24 \text{ mJy}$  (i.e. Mrk 231 scaled at  $z = 1.5$ , see Fig. 4). For the HR mode at  $\lambda_{\mu\text{m}} = 226$  (the wavelength of the OH119 doublet at  $z = 0.9$ , with  $R_{\text{nom}} = 1.77 \times 10^3$ ), eq. (A1) with  $R = 600$ ,  $t_{\text{h}} = 4$ , and  $\sigma_{\text{W/m}^2} = 2.9 \times 10^{-20}$  (Fig. A1) yields  $\sigma_{\text{mJy}} \approx 1.1$ , or  $\sigma_{\text{norm}} \approx 2.5\%$  of the continuum level for a continuum source of  $F_{\nu} = 45 \text{ mJy}$  (i.e. Mrk 231 scaled at  $z = 0.9$ , see Fig. 6).

The  $1\sigma$  uncertainties of the line fluxes integrated from  $v_{\text{min}}$  to  $v_{\text{max}}$  (black lines in the left panels of Figs. 4 and 6) are calculated according to  $\sigma_{\text{Jy km/s}} = 0.5 \times 10^{-3} \Delta v_{\text{km/s}} \sqrt{N_{\text{spec}}} \sigma_{\text{mJy}}$ , where  $\Delta v_{\text{km/s}}$  is the spectral resolution of the (smoothed) spectrum, and  $N_{\text{spec}} = 2 \times (v_{\text{max}} - v_{\text{min}})/\Delta v_{\text{km/s}}$  is the number of spectral points in the velocity interval (assuming a sampling of 2 points per resolution element).

### REFERENCES

- Aalto, S., García-Burillo, S., Muller, S., Winters, J. M., van der Werf, P., Henkel, C., Costagliola, F., & Neri, R. 2012, *A&A*, 537, A44
- Aalto, S., García-Burillo, S., Muller, S., Winters, J. M., González-Alfonso, E., van der Werf, P., Henkel, C., Costagliola, F., & Neri, R. 2015, *A&A*, 574, A85
- Alatalo, K.; Blitz, L.; Young, L. M., et al. 2011, *ApJ*, 735, 88
- Alatalo, K., Lacy, M., Lanz, L., et al. 2015, *ApJ*, 798, 31





**Figure A1.** *Upper:* Expected *SPICA/SAFARI*  $1\sigma$ -1h sensitivities in low-resolution (LR, red) and high-resolution (HR, blue) modes, at the nominal instrumental resolution (Spinoglio et al. 2017; Roelfsema et al. 2017). *Lower:* *SPICA/SAFARI*  $1\sigma$ -1h sensitivities for flux densities in low-resolution and high-resolution modes, the latter smoothed to  $R = 600$  (see eq. A1).

Allen, M. G., Groves, B. A., Dopita, M. A., Sutherland, R. S., & Kewley, Lisa J. 2008, *ApJS*, 178, 20

Baldry, I. K., Glazebrook, K., Brinkmann, J., Ivezić, Z., Lupton, R. H., Nichol, R. C., & Szalay, A. S. 2004, *ApJ*, 600, 681

Barret D., et al., 2016, *SPIE*, 9905, 99052F (arXiv: 1608.0815)

Barrows, R. S., Sandberg Lacy, C. H., Kennefick, J., Comerford, J. M., Kennefick, D., & Berrier, J. C. 2013, *ApJ*, 769, 95

Beirão, P., Armus, L., Lehnert, M. D., et al. 2015, *MNRAS*, 451, 2640

Bennett, C. L., Larson, D., Weiland, J. L., & Hinshaw, G. 2014, *ApJ*, 794, 135

Cano-Díaz, M., Maiolino, R., Marconi, A., Netzer, H., Shemmer, O., & Cresci, G. 2012, *A&A*, 537, L8

Carniani, S., Marconi, A., Maiolino, R., et al. 2015, *A&A*, 580, A102

Carrera, F., Georgakakis, A., Akylas, T., et al. 2014, *The X-ray Universe 2014*, 45

Carrera, F., Georgakakis, A., Ueda, Y., et al. 2015, *Exploring the Hot and Energetic Universe: The first scientific conference dedicated to the Athena X-ray observatory*, 28

Cicone, C., Feruglio, C., Maiolino, R., et al. 2012, *A&A*, 543, A99

Cicone, C., Maiolino, R., Sturm, E., et al. 2014, *A&A*, 562, A21

Cicone, C., Maiolino, R., Gallerani, S., et al. 2015, *A&A*, 574, A14

Combes, F., García-Burillo, S., Casasola, V., et al. 2013, *A&A*, 558, A124

Conselice, C. J., Yang, C., & Bluck, A. F. L. 2009, *MNRAS*, 394, 1956

Conselice, C. J., Bluck, A. F. L., Mortlock, A., Palamara, D., & Benson, A. J. 2014, *MNRAS*, 444, 1125

Costagliola, F., Aalto, S., Sakamoto, K., Martín, S., Beswick, R., Muller, S., Klöckner, H.-R. 2013, *A&A*, 556, A66

Dasyra, K. M., & Combes, F. 2012, *A&A*, 541, L7

Dekel, A., & Birnboim, Y. 2006, *MNRAS*, 368, 2

Delvecchio, I., Gruppioni, C., Pozzi, F., et al. 2014, *MNRAS*, 439, 2736

di Matteo, T., Springel, V., & Hernquist, L. 2005, *Nature*, 433, 604

Efstathiou, A., Rowan-Robinson, M., & Siebenmorgen, R. 2000, *MNRAS*, 313, 734

Rowan-Robinson, M., & Efstathiou, A., 2009, *MNRAS*, 399, 615

Efstathiou, A., Pearson, C., Farrah, D., et al. 2014, *MNRAS*, 437, L16

Elbaz, D., Daddi, E., Le Borgne, D., et al. 2007, *A&A*, 468, 33

Eliche-Moral, M. C., Prieto, M., Gallego, J., et al. 2010, *A&A*, 519, A55

Emonts, B. H. C., Lehnert, M. D., Villar-Martín, M., et al. 2016, *Science*, 354, 1128

Falgarone, E., Zwaan, M., Godard, B., Bussmann, S., Bergin, E., Omont, A., Bournaud, F., Elbaz, D., Andreani, P. 2015, *ASP Conference Series*, 499, 55

Falstad, N., González-Alfonso, E., Aalto, S., van der Werf, P. P., Fischer, J., Veilleux, S., Meléndez, M., Farrah, D., & Smith, H. A. 2015, *A&A*, 580, A52

Falstad, N., González-Alfonso, E., Aalto, S., & Fischer, J. 2017, *A&A*, in press (arXiv:1611.01071)

Farrah, D., Urrutia, T., Lacy, M., et al. 2012, *ApJ*, 745, 178

Faucher-Giguère, C.-A., & Quataert, E. 2012, *MNRAS*, 425, 605

Ferland, G. J., Porter, R. L., van Hoof, P. A. M., et al. 2013, *RMxAA*, 49, 137

Fernández-Ontiveros, J., et al. 2017, *PASA*, this issue

Ferrarese, L., & Merritt, D. 2000, *ApJ*, 539, L9

Feruglio, C., Maiolino, R., Piconcelli, E., Menci, N., Aussel, H., Lamastra, A., & Fiore, F. 2010, *A&A*, 518, L155

Feruglio, C., Fiore, F., Carniani, S., et al. 2015, *A&A*, 583, A99

- Feruglio, C., Ferrara, A., Bischetti, M., et al. 2017, *A&A*, submitted ([arXiv:1706.05527](https://arxiv.org/abs/1706.05527))
- Fischer, J., Sturm, E., González-Alfonso, et al. 2010, *A&A*, 518, L41
- García-Burillo, S., Combes, F., Usero, A., et al. 2015, *A&A*, 580, A35
- Geach, J. E., Hickox, R. C., Diamond-Stanic, A. M., et al. 2014, *Nature*, 516, 68
- Genzel, R., Förster Schreiber, N. M., Rosario, D., et al. 2014, *ApJ*, 796, 7
- González-Alfonso, E., Fischer, J., Graciá-Carpio, et al. 2012, *A&A*, 541, A4
- González-Alfonso, E., Fischer, J., Bruderer, S., et al. 2013, *A&A*, 550, A25
- González-Alfonso, E., et al. 2014a, *A&A*, 561, A27 (GA14)
- González-Alfonso, E., Fischer, J., Sturm, E., et al. 2015, *ApJ*, 800, 69
- González-Alfonso, E., Fischer, J., Spoon, H. W. W., et al. 2017, *ApJ*, in press ([arXiv:1612.08181](https://arxiv.org/abs/1612.08181))
- Gruppioni, C., Pozzi, F., Rodighiero, G., et al. 2013, *MNRAS*, 432, 23
- Gruppioni, C., Berta, S., Spinoglio, L., et al. 2016, *MNRAS*, 458, 4279
- Gruppioni, C., et al. 2017, *PASA*, this issue
- Guillard, P., Boulanger, F., Lehnert, M. D., Pineau des Forêts, G., Combes, F., Falgarone, E., & Bernard-Salas, J. 2015, *A&A*, 574, A32
- Gullberg, B., Lehnert, M. D., De Breuck, C., et al. 2016, *A&A*, 591, A73
- Hammer, F., Flores, H., Puech, M., et al. 2009, *A&A*, 507, 1313
- Harrison, C. M., Alexander, D. M., Swinbank, A. M., et al. 2012, 426, 1073
- Heckman, T. M., Armus, L., & Miley, G. K. 1990, *ApJS*, 74, 833
- Heckman, T. M., Alexandroff, R. M., Borthakur, S., Overzier, R., & Leitherer, C. 2015, 809, 147
- Hopkins, P. F.; Hernquist, L., Cox, T. J., Robertson, B., & Springel, V. 2006a, *ApJS*, 163, 50
- Hopkins, P. F., Hernquist, L., Cox, T. J., di Matteo, T., Robertson, B., & Springel, V. 2006b, *ApJS*, 163, 1
- Hopkins, P. F., Richards, G. T., & Hernquist, L. 2007, *ApJ*, 654, 731
- Imanishi, M., Nakanishi, K., & Izumi, T. 2016, *AJ*, 152, 218
- Inami, H., Armus, L., Charmandaris, V., et al. 2013, *ApJ*, 777, 156
- Ishibashi, W., & Fabian, A. C. 2015, *MNRAS*, 451, 931
- Janssen, A. W., Christopher, N., Sturm, E., et al. 2016, *ApJ*, 822, 43
- Johnson, S. P., Wilson, G. W., Tang, Y., & Scott, K. S. 2013, *MNRAS*, 436, 2535
- Kendrew S., Zieleniewski S., Houghton R. C. W., Thatte N., Devriendt J., Tecza M., Clarke F., O'Brien K., Häussler B. 2016, *MNRAS*, 458, 2405
- Kereš, D., Katz, N., Weinberg, D. H., & Davé, R. 2005, *MNRAS*, 363, 2
- Fardal, M., Weinberg, D. H. 2009, *MNRAS*, 396, 2332
- Kereš, D., Katz, N., Davé, R., Fardal, M., Weinberg, D. H. 2009, *MNRAS*, 396, 2332
- King, A., & Pounds, K. 2015, *ARA&A*, 53, 115
- Lee, N., Sanders, D. B., Casey, C. M., et al. 2015, *ApJ*, 801, 80
- Lindberg, J. E., Aalto, S., Muller, S., et al. 2016, *A&A*, 587, A15
- Lípari, S., Terlevich, R., Zheng, W., García-Lorenzo, B., Sánchez, S. F., & Bergmann, M. 2005, *MNRAS*, 360, 416
- Livermore, R. C.; Jones, T. A.; Richard, J., et al. 2015, *MNRAS*, 450, 1812
- Magorrian, J., Tremaine, S., Richstone, D. et al. 1998, *AJ*, 115, 2285
- Maiolino, R., Gallerani, S., Neri, R., et al. 2012, *MNRAS*, 425, 66
- Martin, C. L. 2006, *ApJ*, 647, 222
- Meidinger N., Eder J., Eraerds T., Nandra K., Pietschner D., Plattner M., Rau A., Strecker R., 2016, *SPIE*, 9905, 99052A
- Merloni, A., & Heinz, S. 2008, *MNRAS*, 388, 1011
- Mieda, E., Wright, S. A., Larkin, J. E., Armus, L., Juneau, S., Salim, S., & Murray, N. 2016, *ApJ*, 831, 78
- Morganti, R., Sadler, E. M., & Curran, S. J. 2015, *Proceedings of Advancing Astrophysics with the Square Kilometre Array*
- Müller-Sánchez, F., Comerford, J., Stern, D., & Harrison, F. A. 2016, *ApJ*, 830, 50
- Murali, C., Katz, N., Hernquist, L., Weinberg, D. H., & Davé, R. 2002, *ApJ*, 571, 1
- Murray, N., Quataert, E., & Thompson, T. A. 2005, *ApJ*, 618, 569
- Nakagawa, T., Shibai, H., Onaka, T., Matsuhara, H., Kaneda, H., Kawakatsu, Y., & Roelfsema, P. 2014, *Proceedings of the SPIE*, 9143, id. 91431
- Nandra K., et al., 2013, *arXiv*, [arXiv:1306.2307](https://arxiv.org/abs/1306.2307)
- Neeleman, M., Kanekar, N., Prochaska, J. X., Rafelski, M., Carilli, C. L., & Wolfe, A. M. 2017, *Science*, 355, 1285
- Nesvadba, N. P. H., Polletta, M., Lehnert, M. D., Bergeron, J., De Breuck, C., Lagache, G., & Omont, A. 2011, *MNRAS*, 415, 2359
- Nesvadba, N., De Breuck, C., Lehnert, M. D., Best, P. N., & Collet, C. 2016, *A&A*, in press ([arXiv:1610.02057](https://arxiv.org/abs/1610.02057))
- Noeske, K. G., Weiner, B. J., Faber, S. M., et al. 2007, *ApJ*, 660, L43

- Omont, A., Neri, R., Cox, P., et al. 2011, *A&A*, 530, L30
- Omont, A., Yang, C., Cox, P., et al. 2013, *A&A*, 551, A115
- Pastor, C., Jellema, W., Zuluaga-Ramírez, P., et al. 2016, *Proceedings of the SPIE*, 9904, 3
- Peng, Y., Maiolino, R., & Cochrane, R. 2015, *Nature*, 521, 192
- Pereira-Santaella, M., Colina, L., García-Burillo, S., et al. 2016, *A&A*, 594, A81
- Pilbratt, G. L.; Riedinger, J. R.; Passvogel, T., et al. 2010, *A&A*, 518, L1
- Poglitsch, A., Waelkens, C., Geis, N., et al. 2010, *A&A*, 518, L2
- Polletta, M., Nesvadba, N. P. H., Neri, R., Omont, A., Berta, S., & Bergeron, J. 2011, *A&A*, 533, A20
- Ponti G., Ptak A., Tsuru T. G., Members of SWAG2. 3, 2015, *eheu.conf*, 29
- Prieto, M., Eliche-Moral, M. C., Balcells, M., et al. 2013, *MNRAS*, 428, 999
- Privon, G. C., Aalto, S., Falstad, N., et al. 2017, *ApJ*, in press ([arXiv:1612.04401](https://arxiv.org/abs/1612.04401))
- Prochaska, J. X., Lau, M. W., & Hennawi, J. F. 2014, *ApJ*, 796, 140
- Puech, M., Hammer, F., Hopkins, P. F., Athanassoula, E., Flores, H., Rodrigues, M., Wang, J. L., & Yang, Y. B. 2012, *ApJ*, 753, 128
- Richings, A. J., & Faucher-Giguère, C.-A. 2017, *MNRAS*, submitted ([arXiv:1706.03784](https://arxiv.org/abs/1706.03784))
- Riechers, D. A., Bradford, C. M., Clements, D. L., et al. 2013, *Nature*, 496, 329
- Rieke, G. H., Wright, G. S., Böker, T., et al. 2015, *PASP*, 127, 584
- Riffel, R. A., Colina, L., Storchi-Bergmann, T., et al. 2016, *MNRAS*, 461, 4192
- Robaina, A. R., Bell, E. F., van der Wel, A., et al. 2010, *ApJ*, 719, 844
- Rodighiero, G., Daddi, E., Baronchelli, I., et al. 2011, *ApJ*, 739, L40
- Rodríguez-Zaurín, J., Tadhunter, C. N., Rose, M., & Holt, J. 2013, *MNRAS*, 432, 138
- Roelfsema, P., et al. 2017, submitted to *A&A*
- Roth, N., Kasen, D., Hopkins, P. F., & Quataert, E. 2012, *ApJ*, 759, 36
- Rupke, D. S., Veilleux, S., & Sanders, D. B. 2005, *ApJ*, 632, 751
- Rupke, D. S., & Veilleux, S. 2013a, *ApJ*, 775, L15
- Rupke, D. S., & Veilleux, S. 2013a, *ApJ*, 768, 75
- Sakamoto, K., Aalto, S., Wilner, D. J., et al. 2009, *ApJ*, 725, L228
- Schawinski, K., Urry, C. M., Simmons, B. D., et al. 2014, *MNRAS*, 440, 889
- Schreiber, C., Pannella, M., Elbaz, D., et al. 2015, *A&A*, 575, A74
- Schreiber, C., Elbaz, D., Pannella, M., et al. 2016, *A&A*, 589, A35
- Shirahata, M., Nakagawa, T., Usuda, T., Goto, M., Suto, H., & Geballe, T. R. 2013, *PASJ*, 65, 5
- Sibthorpe, B., Helmich, F., Roelfsema, P., Kaneda, H., & Shibai, H. 2016, *EAS Publications Series*, 75-76, 411
- Silk, J., & Rees, M. J. 1998, *A&A*, 331, L1
- Spinoglio, L., et al. 2017, *PASA*, this issue
- Spoon, H. W. W., Marshall, J. A., Houck, J. R., Elitzur, M., Hao, L., Armus, L., Brandl, B. R., & Charmandaris, V. 2007, *ApJ*, 654, L49
- Spoon, H. W. W., & Holt, J. 2009, *ApJ*, 702, L42
- Spoon, H. W. W., Armus, L., Marshall, J. A., Bernard-Salas, J., Farrah, D., Charmandaris, V., & Kent, B. R. 2009, *ApJ*, 693, 1223
- Spoon, H. W. W., Farrah, D., Leboutteiller, V., et al. 2013, *ApJ*, 775, 127
- Springel, V., Di Matteo, T., & Hernquist, L. 2005, *ApJ*, 620, L79
- Stone, M., Veilleux, S., Meléndez, M., Sturm, E., Graciá-Carpio, J., & González-Alfonso, E. 2016, *ApJ*, in press ([arXiv:1605.06512](https://arxiv.org/abs/1605.06512))
- Strateva, I., Ivezić, Z., Knapp, G., et al. 2001, *AJ*, 122, 1861
- Sturm, E., González-Alfonso, E., Veilleux, S., et al. 2011, *ApJ*, 733, L16
- Swinyard, B., Nakagawa, T., Merken, P., et al. 2009, *Experimental Astronomy*, 23, 193
- Tacchella, S., Carollo, C. M., Renzini, A., et al. 2015, *Science*, 348, 314
- Thompson, T. A., Fabian, A. C., Quataert, E., & Murray, N. 2015, *MNRAS*, 449, 147
- Tombesi, F., Meléndez, M., Veilleux, S., Reeves, J. N., González-Alfonso, E., & Reynolds, C. S. 2015, *Nature*, 519, 436
- Tremaine, S., Gebhardt, K., Bender, R., et al. 2002, *ApJ*, 574, 740
- van der Tak, F. F. S., Weiß, A., Liu, L., & Güsten, R. 2016, *A&A*, 593, A43
- van der Werf, P., Berciano Alba, A., Spaans, M., Loeenen, A. F., et al. 2011, *ApJ*, 741, L38
- Veilleux, S., Cecil, G., & Bland-Hawthorn, J. 2005, *ARA&A*, 43, 769
- Veilleux, S., Meléndez, M.; Sturm, E., et al. 2013, *ApJ*, 776, 27
- Veilleux, S., Bolatto, A., Tombesi, F., Meléndez, M., Sturm, E., González-Alfonso, E., Fischer, J., & Rupke, D. S. N. 2017, *ApJ*, 843, 18
- Villar-Martín, M., Humphrey, A., Delgado, R. G., Colina, L., & Arribas, S. 2011, *MNRAS*, 418, 2032
- Wright, G. S., Wright, D., Goodson, G. B., et al. 2015, *PASP*, 127, 595

- Xu, C. K., Zhao, Y., Scoville, N., Capak, P., Drory, N., & Gao, Y. 2012, *ApJ*, 747, 85
- Yang, C., Gao, Y., Omont, A., et al. 2013, *ApJ*, 771, L24
- Yang, C., Omont, A., Beelen, A., et al. 2016, *A&A*, 595, A80
- Zakamska, N. L., Hamann, F., Pâris, I., et al. 2016, *MNRAS*, 459, 3144