

# Testing for Global Network Structure Using Small Subgraph Statistics

Chao Gao<sup>1</sup> and John Lafferty<sup>2</sup>

**Abstract:** We study the problem of testing for community structure in networks using relations between the observed frequencies of small subgraphs. We propose a simple test for the existence of communities based only on the frequencies of three-node subgraphs. The test statistic is shown to be asymptotically normal under a null assumption of no community structure, and to have power approaching one under a composite alternative hypothesis of a degree-corrected stochastic block model. We also derive a version of the test that applies to multivariate Gaussian data. Our approach achieves near-optimal detection rates for the presence of community structure, in regimes where the signal-to-noise is too weak to explicitly estimate the communities themselves, using existing computationally efficient algorithms. We demonstrate how the method can be effective for detecting structure in social networks, citation networks for scientific articles, and correlations of stock returns between companies on the S&P 500.

## 1. Introduction

The statistical properties of graphs and networks have been intensively studied in recent years, resulting in a rich and detailed body of knowledge on stochastic graph models. Examples include graphons and the stochastic block model (Holland et al., 1983; Lovász, 2012), preferential attachment models (Barabási and Albert, 1999; de Solla Price, 1976), and other generative network models (Bollobás, 2001). This work often seeks to model the network structures observed in “naturally occurring” settings, such as social media. The focus has been on developing simple models that can be rigorously studied, while still capturing some of the phenomena observed in actual data. Related work has developed procedures to find structure in networks, for example using spectral algorithms for finding communities (Arias-Castro and Verzelen, 2014; Jin, 2015; Rohe et al., 2011). Another line of research has studied estimation and detection of signals on graphs where the structure of the signal is exploited to develop efficient procedures (Arias-Castro et al., 2011; Padilla et al., 2016).

In this work our focus is on understanding how global structural properties of networks might be inferred from purely local properties. In the absence of a probability model to generate the graph, this is a classical mathematical topic. For example, convex polyhedra and planar graphs satisfy

---

<sup>1</sup>Department of Statistics, University of Chicago; email: chaogao@galton.uchicago.edu

<sup>2</sup>Department of Statistics and Data Science, Yale University; email: john.lafferty@yale.edu

the invariant  $\chi = 2$ , where the Euler-Poincaré characteristic  $\chi = V - E + F$  is defined in terms of the number of vertices, edges and faces of the polyhedron or associated planar graph. More general relations between local structure and global invariants lie at the heart of combinatorics and algebraic topology; topological data analysis is the study of such relations under a data sampling model. In this paper we study how the presence of communities in a network is related to relations between the densities of small subgraphs, such as edges, vees, and triangles.

Our investigation was in part inspired by the work of [Ugander et al. \(2013\)](#), who present striking data on the empirical distributions of 3-node and 4-node subgraphs of Facebook friend networks, comparing them to the distributions that would be obtained under an Erdős-Rényi model. In particular, it is noted that the small subgraph frequencies of the Facebook subnetworks can be close to the corresponding probabilities under an Erdős-Rényi model, even though the subnetworks are expected to exhibit community structure. However, the subgraph frequencies are not arbitrary. In fact, the global graph structure places purely combinatorial restrictions on the subgraph probabilities, sometimes called homomorphism constraints ([Razborov, 2008](#)). The interplay between the structural properties and homomorphism constraints is discussed by [Ugander et al. \(2013\)](#), who pose the broad research question “What properties of social graphs are ‘social’ properties and what properties are ‘graph’ properties?” Their work develops two complementary methods to shed light on this question. First, they propose a generative model that extends the Erdős-Rényi model and better matches the empirical data. Second, they develop methods to bound the homomorphism constraints that determine the feasible space of subgraph probabilities.

In the present paper we take a statistical approach to distinguishing graphs with community structure from unstructured random graphs using only small subgraph frequencies, framing the problem in terms of statistical testing. The starting point for our analysis is the degree-corrected stochastic block model, a simple generative model for random networks that captures two salient properties that are observed empirically in social networks and other data—community structure and degree heterogeneity. While the precise specification of the model is deferred to the following section, it is characterized by a few key parameters, including the number of communities  $k \geq 1$ , the within-community connectivity probability  $a$ , and the between-community connectivity probability  $b$ . For random networks, we define

$$\chi_{ez} = T - \left( \frac{V}{E} \right)^3,$$

where now  $E$ ,  $V$ , and  $T$  are the expected densities of edges ( $\leftrightarrow$ ), vees ( $\vee$ ), and triangles ( $\blacktriangledown$ ) in the graph. A simple calculation, which we present in the following section, shows that under the degree-corrected stochastic block model,

$$\chi_{ez} = (k - 1) \left( \frac{a - b}{k} \right)^3. \quad (1.1)$$

We thus see that  $\chi_{ez} = 0$  if and only if the network has no communities, under the assumed model, meaning that  $a = b$  or  $k = 1$ . In particular, an Erdős-Rényi random graph with edge probability  $p$

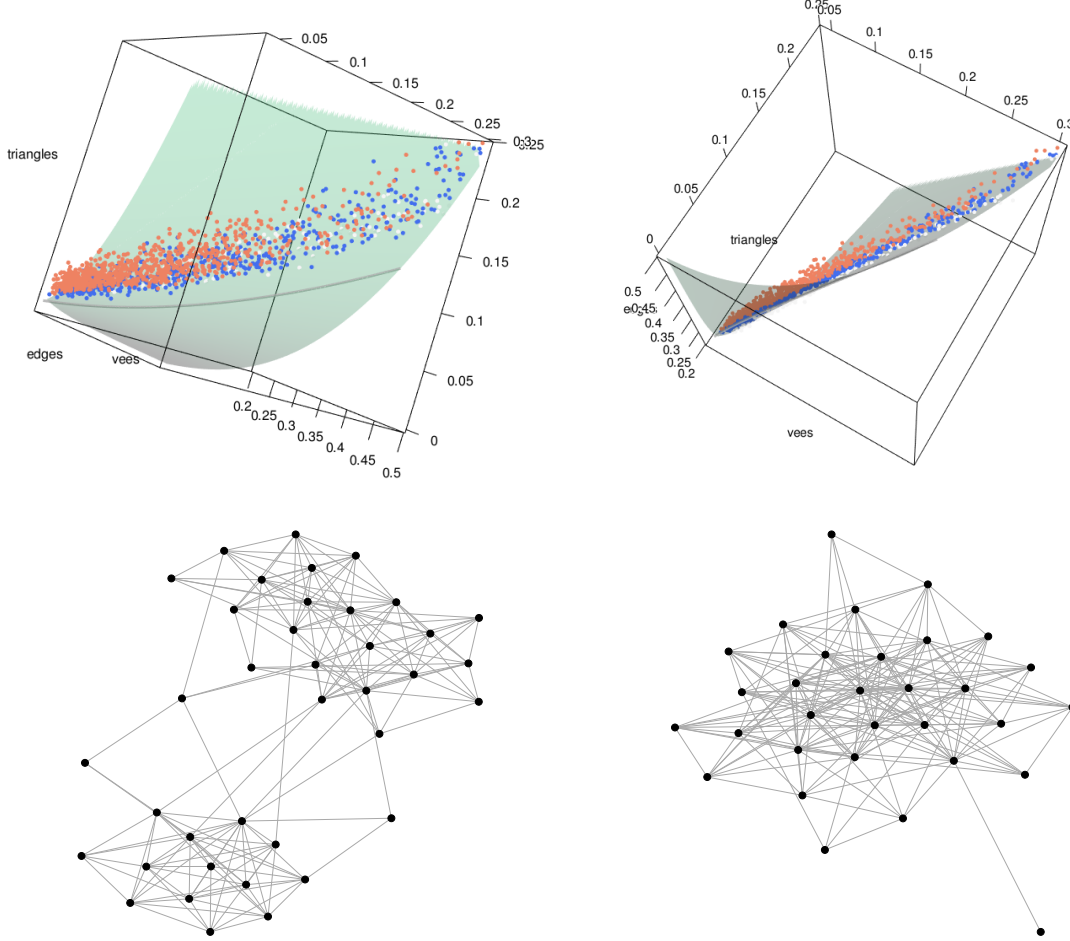


FIG 1. Top row: Two different views of 3-dimensional plots of the triangle, vee, and edge densities of a collection of Facebook subnetworks. Each point represents a single subnetwork, the induced graph of the friends of a single Facebook user (ego), in the fb100 data. Each subnetwork in this collection has between 20 and 40 nodes. The coordinates  $(\hat{E}, \hat{V}, \hat{T})$  of a given point are the relative frequencies of edges, vees, and triangles in the network. The points are colored according to the  $p$ -value of the EZ score test: red, smaller than  $10^{-5}$ ; blue, in the range  $(10^{-5}, 10^{-2})$ ; white, larger than  $10^{-2}$ . The shaded surface indicates the subfamily of degree-corrected stochastic block models for which  $\chi_{ev} = T - (V/E)^3 = 0$ , and no community structure is present. The curve on the surface, visible in the left plot, corresponds to the subfamily of Erdős-Rényi graphs where  $(E, V, T) = (p, p^2, p^3)$ . Qualitatively, we see that even the points that lie relatively close to the Erdős-Zuckerberg surface  $\chi_{ez} = 0$ , are far from the Erdős-Rényi curve, which may be attributed to degree heterogeneity. Bottom row: Typical Facebook subnetworks with small and large  $p$ -values. The left graph, with an EZ score of 8.25 and  $p$ -value of  $10^{-16}$ , has clear community structure. The right graph, with an EZ score of 0.498 and  $p$ -value of 0.62, exhibits no community structure.

satisfies

$$\chi_{ez} = p^3 - \left(\frac{p^2}{p}\right)^3 = 0.$$

Since  $\chi_{ez} = 0$  distinguishes unstructured random networks from those with community structure, within the large class of degree-corrected stochastic block models, we refer to  $\chi_{ez}$  as the *Erdős-Zuckerberg characteristic*, or the *EZ characteristic*, for short.

Starting from the simple relation in (1.1), this paper explores the mathematical, statistical, and empirical properties of the Erdős-Zuckerberg characteristic as a test for global community structure. We find that this simple functional has remarkable properties, both theoretically and empirically. We develop a testing framework for the null hypothesis corresponding to  $\chi_{ez} = 0$ , and analyze its power and scaling behavior. Empirically, we find that the test is effective on the types of Facebook subnetworks studied by [Ugander et al. \(2013\)](#). In particular, graphs with small p-values under this test exhibit clear community structure, while unstructured subnetworks typically lie close to the cubic surface defined by the invariant  $\chi_{ez} = 0$ , with correspondingly large p-values; see Figure 1. However, even the unstructured subnetworks are relatively far from the curve in this surface traced out by the Erdős-Rényi subfamily, and a closely related test based on an Erdős-Rényi null hypothesis is ineffective.

In related recent work, [Maugis et al. \(2017\)](#) consider the use of small subgraph counts to test whether a collection of networks is drawn from a known graphon null model. [Bubeck et al. \(2014\)](#) study tests based on signed triangles for distinguishing Erdős-Rényi graphs from random geometric graphs in the dense regime. [Banerjee \(2016\)](#) and [Banerjee and Ma \(2017\)](#) study tests based on signed circles and establish a relation to the likelihood ratio statistic for stochastic block models.

In the following section we provide further detail on the relation (1.1), which is the key equation in our testing approach, and then develop a central limit theorem for this characteristic based on empirical estimates of the densities of edges, veees and triangles. The power and scaling behavior of the resulting test is analyzed in Section 2.2. In Section 2.4 we comment on a related test when the null model is chosen to be an Erdős-Rényi model rather than a configuration model, the essential difference being degree heterogeneity. The discussion in this section sheds light on the empirical findings shown in Figure 1, where the Facebook subnetworks are relatively far from the Erdős-Rényi subfamily, but close to the surface defined by  $\chi_{ez} = 0$ . Section 3 gives illustrations of our testing framework on Facebook social networks, citations from statistics journal articles, and stock returns of companies on the S&P 500. In each of these settings, we find that the Erdős-Zuckerberg test gives interesting and interpretable results, and is effective at identifying community structure using only the local information available in two and three node subgraph statistics. Finally, in the supplementary material, we give some extensions of the Erdős-Zuckerberg characteristic and present the proofs of the results of the paper. Section A introduces a rigorous framework of tests for neighborhood graphs. Section B considers correlation structures for multivariate Gaussian data, and derives an analogous test for community structure under this model.

## 2. The Erdős-Zuckerberg Test

One of the most popular network models of community structure is the degree-corrected stochastic block model (DCBM) (Dasgupta et al., 2004; Karrer and Newman, 2011). Under this model, a random adjacency matrix  $A$  is generated according to  $A_{ij} | \theta_{ij} \sim \text{Bernoulli}(\theta_{ij})$  independently for each edge  $(i, j)$ , where the mean parameters  $\theta_{ij}$  have a blockwise low rank structure that models degree heterogeneity and community structure. For community structure, latent variables  $Z_i \sim \text{Uniform}([k])$  are generated independently for each node  $i$ , where the integer  $k \geq 1$  is the number of communities. For degree heterogeneity, variables  $W_i \sim \mathcal{W}$  are generated independently for each node from a distribution  $\mathcal{W}$ ; the value  $W_i$  can be thought of as a measure of the “sociability” of node  $i$ . Conditional on  $Z$  and  $W$ , the mean parameters  $\theta_{ij}$  are then given by

$$\theta_{ij} | W, Z = \begin{cases} W_i W_j a, & Z_i = Z_j, \\ W_i W_j b, & Z_i \neq Z_j, \end{cases} \quad (2.1)$$

where  $a$  is the within-community connectivity probability, and  $b$  is the between-community connectivity probability.

Thus, the distribution of  $\{A_{ij}\}_{1 \leq i < j \leq n}$  is fully determined by the parameters  $a, b, k$  and the distribution  $\mathcal{W}$ . The parameterization (2.1) is not identifiable, since the model is invariant to multiplying  $a$  and  $b$  by some arbitrary number  $t > 0$ , and dividing each  $W_i$  by  $\sqrt{t}$ . Thus, without loss of generality, we introduce the constraint

$$\mathbb{E}(W^2) = 1, \quad (2.2)$$

for the distribution  $\mathcal{W}$ , so that the parameters  $a$  and  $b$  are uniquely determined.

The problem of community detection in the setting of the DCBM has been well studied in the literature (Chen et al., 2015; Gulikers et al., 2015; Jin, 2015; Lei and Rinaldo, 2015; Zhao et al., 2012). Gao et al. (2016) derive the minimax rate of the problem with respect to the Hamming loss. All of this work assumes there exists a clustering structure in the model and the number of clusters  $k$  is given. In the current paper, we shift the focus to testing for community structure, without estimating  $k$  or the clusters themselves. Under the DCBM, the lack of such structure is equivalent to  $k = 1$  or  $a = b$ .

The following result is central to our testing procedure and analysis.

**Proposition 2.1.** *Define the population edge, vee, and triangle probabilities by*

$$E = \mathbb{P}(A_{12} = 1), \quad (2.3)$$

$$V = \mathbb{P}(A_{12}A_{13} = 1), \quad (2.4)$$

$$T = \mathbb{P}(A_{12}A_{13}A_{23} = 1). \quad (2.5)$$

Then under the degree-corrected stochastic block model (2.1) and assuming the identifiability condition (2.2), we have

$$E = (\mathbb{E}W)^2 \left( \frac{1}{k}a + \frac{k-1}{k}b \right), \quad (2.6)$$

$$V = (\mathbb{E}W)^2 \left( \frac{1}{k}a + \frac{k-1}{k}b \right)^2, \quad (2.7)$$

$$T = \frac{1}{k^2}a^3 + \frac{3(k-1)}{k^2}ab^2 + \frac{(k-1)(k-2)}{k^2}b^3. \quad (2.8)$$

From these relations, it follows that

$$\chi_{ez} \equiv T - \left( \frac{V}{E} \right)^3 = \frac{(k-1)(a-b)^3}{k^3}. \quad (2.9)$$

*Proof.* The identities follow from direct calculation. For example, because  $\{W_i\}$  and  $\{Z_i\}$  are sampled independently, we have that

$$\begin{aligned} E &= \mathbb{E}(A_{12}) = \mathbb{E}(\mathbb{E}(A_{12} \mid Z_1, Z_2, W_1, W_2)) \\ &= \mathbb{E}(W_1 W_2 (a \mathbb{1}(Z_1 = Z_2) + b \mathbb{1}(Z_1 \neq Z_2))) \\ &= \mathbb{E}\left(W_1 W_2 \left( a \frac{1}{k} + b \frac{k-1}{k} \right)\right) \\ &= (\mathbb{E}W)^2 \left( a \frac{1}{k} + b \frac{k-1}{k} \right). \end{aligned}$$

Equations (2.7) and (2.8) are derived similarly, using the constraint  $\mathbb{E}(W^2) = 1$ . The relation (2.1) is then seen to hold after some algebra.  $\square$

The relation (2.9) implies that  $k = 1$  or  $a = b$  if and only if  $\chi_{ez} = 0$ , which characterizes whether or not the network has community structure. When  $\chi_{ez} = 0$ , the model is reduced to  $\theta_{ij} = aW_i W_j$ , which is also recognized as the configuration model ([van der Hofstad, 2016](#)). If  $\chi_{ez} > 0$ , then the network has an assortative clustering structure; such a network will induce more triangles compared with the configuration model. Conversely, the network will have disassortative clustering structure if  $\chi_{ez} < 0$ , in which case there will be fewer triangles. We see both types of structure in our empirical studies, described below.

## 2.1. The EZ test

We now develop a statistical test for the null hypothesis  $H_0 : \chi_{ez} = 0$ . The empirical versions of relations (2.3)–(2.5) are

$$\begin{aligned}\widehat{E} &= \frac{1}{\binom{n}{2}} \sum_{1 \leq i < j \leq n} A_{ij}, \\ \widehat{V} &= \frac{1}{\binom{n}{3}} \sum_{1 \leq i < j < l \leq n} \frac{A_{ij}A_{il} + A_{ij}A_{jl} + A_{il}A_{jl}}{3}, \\ \widehat{T} &= \frac{1}{\binom{n}{3}} \sum_{1 \leq i < j < l \leq n} A_{ij}A_{il}A_{jl}.\end{aligned}$$

Therefore, we can reject the null hypothesis once the magnitude of the plug-in test statistic

$$\widehat{\chi}_{ez} \equiv \widehat{T} - \left(\widehat{V}/\widehat{E}\right)^3 \quad (2.10)$$

passes a threshold. The following result gives the asymptotic distribution of  $\widehat{\chi}_{ez}$ , and allows us to set the threshold and significance level of the test.

**Theorem 2.2.** *Assume  $\mathbb{E}W^4 = O(1)$  and  $n^{-1} \ll a \asymp b \ll n^{-2/3}$ . Suppose*

$$\delta = \lim_n \frac{(k-1)(a-b)^3}{\sqrt{6}} \left( \frac{n}{k(a+(k-1)b)} \right)^{3/2} \in [0, \infty). \quad (2.11)$$

*Then the following three convergence results hold:*

$$\frac{\sqrt{\binom{n}{3}} \widehat{\chi}_{ez}}{\sqrt{\widehat{T}}} \rightsquigarrow N(\delta, 1) \quad (2.12)$$

$$\frac{\sqrt{\binom{n}{3}} \widehat{\chi}_{ez}}{\sqrt{\left(\widehat{V}/\widehat{E}\right)^3}} \rightsquigarrow N(\delta, 1) \quad (2.13)$$

$$2\sqrt{\binom{n}{3}} \left( \sqrt{\widehat{T}} - \left(\widehat{V}/\widehat{E}\right)^{3/2} \right) \rightsquigarrow N(\delta, 1). \quad (2.14)$$

Theorem 2.2 shows that the asymptotic distribution of the testing statistic is Gaussian. We can either normalize  $\sqrt{\binom{n}{3}} \widehat{\chi}_{ez}$  by  $\sqrt{\widehat{T}}$  or by  $\sqrt{\left(\widehat{V}/\widehat{E}\right)^3}$ . However, it may be possible that  $\widehat{T} = 0$  or  $\widehat{V} = 0$ . Thus, we prefer the normalization by  $\frac{1}{2} \left( \sqrt{\widehat{T}} + \left(\widehat{V}/\widehat{E}\right)^{3/2} \right)$ , which results in (2.14). This square-root normalization can be seen as a form of variance-stabilizing transformation ([Anscombe, 1948](#)).

The assumption  $n^{-1} \ll a \asymp b \ll n^{-2/3}$  controls the sparsity of the graph. It covers the most interesting nontrivial range studied in the community detection literature, which is from  $n^{-1}$  to



$n^{-1} \log n$ . Below the order of  $n^{-1}$ , the graph is so sparse that consistent community detection is not possible (Mossel et al., 2012, 2013). Above the order of  $n^{-1} \log n$ , the graph carries sufficient information and strong consistency of community detection can be proved (Abbe et al., 2016; Bickel and Chen, 2009).

## 2.2. Power of the EZ test

The mean of the asymptotic distribution is given in (2.11). When  $\chi_{ez} = 0$ , we get  $\delta = 0$ , and the asymptotic distribution is  $N(0, 1)$ . Therefore, the p-value of the test can be calculated from the standard Gaussian quantile function. When  $k \rightarrow \infty$ , the order of (2.11) is

$$\delta \asymp \left( \frac{n(a-b)^2}{k^{4/3}(a+b)} \right)^{3/2}.$$

This leads to the following result on the power of the test.

**Theorem 2.3.** Assume  $\mathbb{E}W^4 = O(1)$  and  $n^{-1} \ll a \asymp b \ll n^{-2/3}$ . Suppose

$$\frac{n(a-b)^2}{k^{4/3}(a+b)} \rightarrow \infty. \quad (2.15)$$

Then, for any constant  $t \asymp 1$ , we have

$$\mathbb{P} \left( \left| 2\sqrt{\binom{n}{3}} \left( \sqrt{\widehat{T}} - \left( \widehat{V}/\widehat{E} \right)^{3/2} \right) \right| > t \right) \rightarrow 1.$$

This result characterizes the power of the proposed test under the condition (2.15). Conditions of a similar form are common in the community detection literature. For example, in the setting of the DCBM, Gao et al. (2016) require  $\frac{n(a-b)^2}{k^5(a+b)} \rightarrow \infty$  for minimax optimal community detection. The scaling in (2.15) is the same except for a much weaker dependence on  $k$ , indicating that the problem of testing for network structure may be statistically easier than network clustering.

When  $k = O(1)$ , the condition (2.15) reduces to  $\frac{n(a-b)^2}{a+b} \rightarrow \infty$ . The optimality of this condition has been studied in the setting of the stochastic block model, which is a special setting of the DCBM. For example, when  $k = 2$ , Mossel et al. (2012) show that distinguishing between an Erdős-Rényi model and a stochastic block model is impossible when  $\frac{n(a-b)^2}{2(a+b)} < 1$ . On the other hand, Banerjee (2016); Banerjee and Ma (2017); Mossel et al. (2012) show that when  $\frac{n(a-b)^2}{2(a+b)} > 1$ , there exists a consistent test to distinguish Erdős-Rényi model and a stochastic block model. For a growing number of communities  $k$ , the impossibility result was extended by Banks et al. (2016), showing that an Erdős-Rényi model is indistinguishable from a stochastic block model if  $\frac{n(a-b)^2}{k \log k(a+b)}$  is bounded by some constant. Here, we simplify the expression by assuming that  $a \asymp b$ .

In this paper, we study the more general setting of the DCBM. Therefore, established lower bounds for the stochastic block model also apply here. The Erdős-Zuckerberg test requires the condition  $\frac{n(a-b)^2}{k^{4/3}(a+b)} \rightarrow \infty$ , which is nearly optimal compared to these lower bound results.



### 2.3. Computation of the test statistic for sparse networks

Sparse matrix multiplication can be used to efficiently compute the test statistic  $\hat{\chi}_{ez}$ . If  $A$  is the binary adjacency matrix of the graph, then  $(A^l)_{ij}$  is the number of paths of length  $l$  from  $i$  to  $j$ . It follows that

$$\hat{E} = \frac{1}{2\binom{n}{2}} \langle \mathbb{1}, A \rangle \quad (2.16)$$

$$\hat{V} = \frac{1}{6\binom{n}{3}} (\langle \mathbb{1}, A^2 \rangle - \text{tr}(A^2)) \quad (2.17)$$

$$\hat{T} = \frac{1}{6\binom{n}{3}} \text{tr}(A^3) \quad (2.18)$$

where  $\text{tr}(\cdot)$  denotes the matrix trace,  $\langle A, B \rangle = \text{tr}(A^T B)$  is the matrix inner product, and the symbol  $\mathbb{1}$  denotes a matrix of all ones. These relations were used to efficiently calculate the test statistic in the experiments presented in Section 3.

### 2.4. An EZ test for stochastic block models

When  $\mathcal{W}$  becomes a delta measure on 1, the DCBM reduces to the SBM. A simplified Erdős-Zuckerberg characteristic holds in this setting, which only requires the estimation of the edge and the triangle densities.

**Proposition 2.4.** *When  $\mathbb{E}W = \mathbb{E}W^2 = 1$ , we have*

$$T - E^3 = \frac{(k-1)(a-b)^3}{k^3}.$$

This result is easily derived from Proposition 2.1 via the relation  $V = E^2$  when  $\mathbb{E}W = 1$  by (2.6) and (2.7). Analogous results to Theorem 2.2 and Theorem 2.3 also hold for the plug-in statistic  $\hat{T} - \hat{E}^3$  under the SBM. In particular,  $2\sqrt{\binom{n}{3}} (\sqrt{\hat{T}} - \sqrt{\hat{E}^3}) \rightsquigarrow N(\delta, 1)$ , where  $\delta$  shares the same definition in (2.11). Moreover, the power of the corresponding test goes to one under the alternative hypothesis of a stochastic block model with the same signal-to-noise ratio condition (2.15). See [Gao and Lafferty \(2017\)](#) for further detail.

While the form of this test is similar, there is a significant difference between the Erdős-Zuckerberg characterizations for the SBM and the DCBM. Consider a DCBM with  $k = 1$ —in other words, a configuration model. By Proposition 2.1,  $T - (V/E)^3 = 0$ . However, a simple calculation using the expressions in (2.6)–(2.8) gives

$$T - E^3 = a^3(1 - (1 - \text{Var}(W))^3).$$

Thus, as long as  $\text{Var}(W) > 0$ , the statistic satisfies  $T - E^3 > 0$ .

This calculation shows that while the configuration model is the benchmark of triangle frequency used in our EZ test, this model will have more triangles compared with the benchmark of an Erdős-Rényi model. This phenomenon is apparent in the plots of Figure 1, where the surface indicates the subfamily of degree-corrected stochastic block models for which  $\chi_{ev} = T - (V/E)^3 = 0$ , and no community structure is present. The curve on the surface, visible in the upper left plot, corresponds to the subfamily of Erdős-Rényi graphs where  $(E, V, T) = (p, p^2, p^3)$ . Each point represents a Facebook subnetwork; the points that lie relatively close to the Erdős-Zuckerberg surface  $\chi_{ez} = 0$  are still far from the Erdős-Rényi curve. This is attributable to degree heterogeneity in the Facebook networks, which is captured by the configuration model.

### 3. Examples

In this section we describe experiments with the proposed testing framework on three types of data: social networks, citations from journal articles, and stock returns of companies on the S&P 500. In each setting, we demonstrate the performance of the test qualitatively, by showing examples of the networks that have large and small p-values. For each of the three data sets, we find that the Erdős-Zuckerberg test gives interesting and interpretable results, and is effective at identifying community structure.

#### 3.1. Facebook friend networks

The current work was motivated by the empirical findings of [Ugander et al. \(2013\)](#), which compared the distributions of 3-node and 4-node subgraphs of Facebook friend networks to those obtained under an Erdős-Rényi baseline model. In this section we apply our testing method to Facebook subnetworks similar to those used in this previous work.

The data we use are from the “Facebook 100” dataset, comprised of Facebook friend networks from 100 U.S. universities, collected in 2005. In addition to the friend relations user attributes such as dorm, gender, graduation year, and academic major are included in the data; however, we do not use these attributes in our analysis.

The data are divided into separate networks for each of the 100 universities. For a given university, we form the induced graph of a given user  $e$  by forming an adjacency matrix  $A^{(e)} = (A_{ij}^{(e)})$  with respect to the friends of  $e$ , with  $A_{ij}^{(e)} = 1$  if  $i$  is a friend of  $j$  (or vice-versa), and  $A_{ij}^{(e)} = 0$  otherwise. A discussion of the inferential properties of selecting neighborhood graphs this way is given in the supplementary material (see Section A).

We display sample results for the Carnegie Mellon University subnetwork; the results for other universities are qualitatively very similar. Restricting to subgraphs having between 30 and 40 nodes results in 556 graphs for the CMU subnetwork. The p-values were computed according to the Erdős-Zuckerberg test implied by equation (2.14). A histogram of these 556 p-values is displayed in Figure 3, where it is seen that most of the p-values are very small, indicating significant structure.




FIG 2. Facebook neighborhood graphs, each with between 30 and 40 nodes, extracted from the Carnegie Mellon University portion of the Facebook 100 dataset. Top: 12 randomly selected graphs with  $p$ -values smaller than  $10^{-12}$ , under the EZ test. Bottom: 12 graphs with  $p$ -values larger than 0.1. The results for other universities are similar. Community structure is readily apparent in the top graphs, and lacking in the bottom graphs.

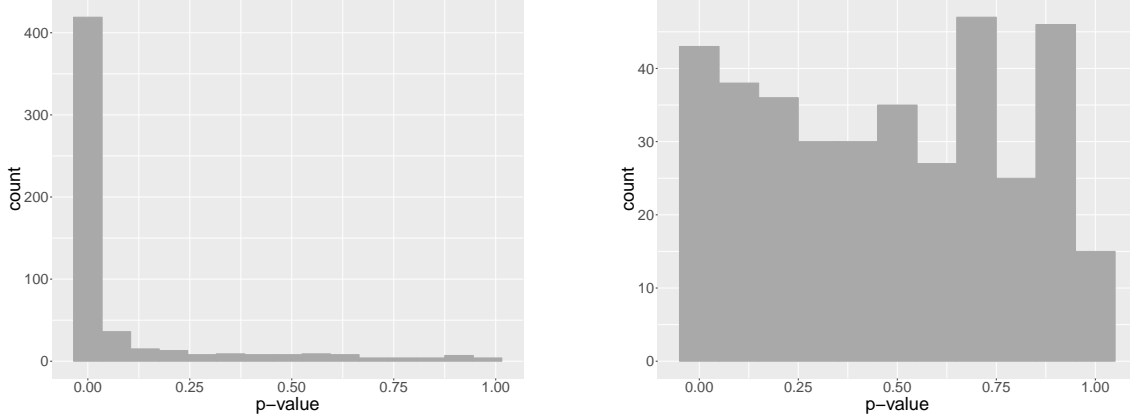


FIG 3. Histograms of  $p$ -values of the Facebook graphs and journal citation graphs. Left: histogram of the 556 neighborhood graphs in the Carnegie Mellon subnetwork that have between 30 and 40 nodes. Most of the graphs have significant community structure according to the EZ test. Right: histogram of the  $p$ -values for subnetworks of the citation data. In the case, the  $p$ -values are typically large, indicating a lack of community structure.

Figure 2 shows 12 randomly selected graphs having large ( $> 0.1$ ) and small ( $< 10^{-12}$ )  $p$ -values under the test. Community structure is readily apparent in the graphs with small  $p$ -values. Structure is absent in the graphs with large  $p$ -values, while they clearly have degree heterogeneity, as modeled by the configuration model.

### 3.2. Citation networks from statistics journals

The data used to illustrate the proposed test in this section are associated with citations from several statistics journals, including the Annals of Statistics, Biometrika, the Journal of the American Statistical Association, and the Journal of the Royal Statistical Society, Series B. The citations are from papers published between 2003 and 2012 (Ji and Jin, 2016).

We work with the “giant component” of the citation network from this dataset, where each node in the network corresponds to one of 2,654 authors. A directed edge from author  $i$  to  $j$  indicates that author  $i$  has cited one or more papers by author  $j$ . We extract subnetworks  $A^{(a)} = (A_{ij}^{(a)})$  for a given author  $a$ . This graph is over the authors cited by  $a$ , with  $A_{ij}^{(a)} = 1$  if  $i$  cites  $j$  (or vice-versa), and  $A_{ij}^{(a)} = 0$  otherwise.

For these data, 387 authors have induced graphs of size 15 or larger. A histogram of the  $p$ -values for these graphs is shown in the right plot of Figure 3. This shows that the  $p$ -values are much closer to uniform, indicating a general lack of community structure, compared with the Facebook networks. Two sample graphs that have small  $p$ -values are shown in Figure 4. The top graph shows the induced graph for Berkeley statistician Michael I. Jordan (Berkeley). This graph has a  $p$ -value of  $9 \times 10^{-5}$  and an EZ score of 3.91. Three communities are apparent in the subnetwork; knowledge of the authors in these groups leads one to interpret them as “nonparametric Bayes,” “statistical learning theory” and “North Carolina statistics.” A similar discovery is also made by

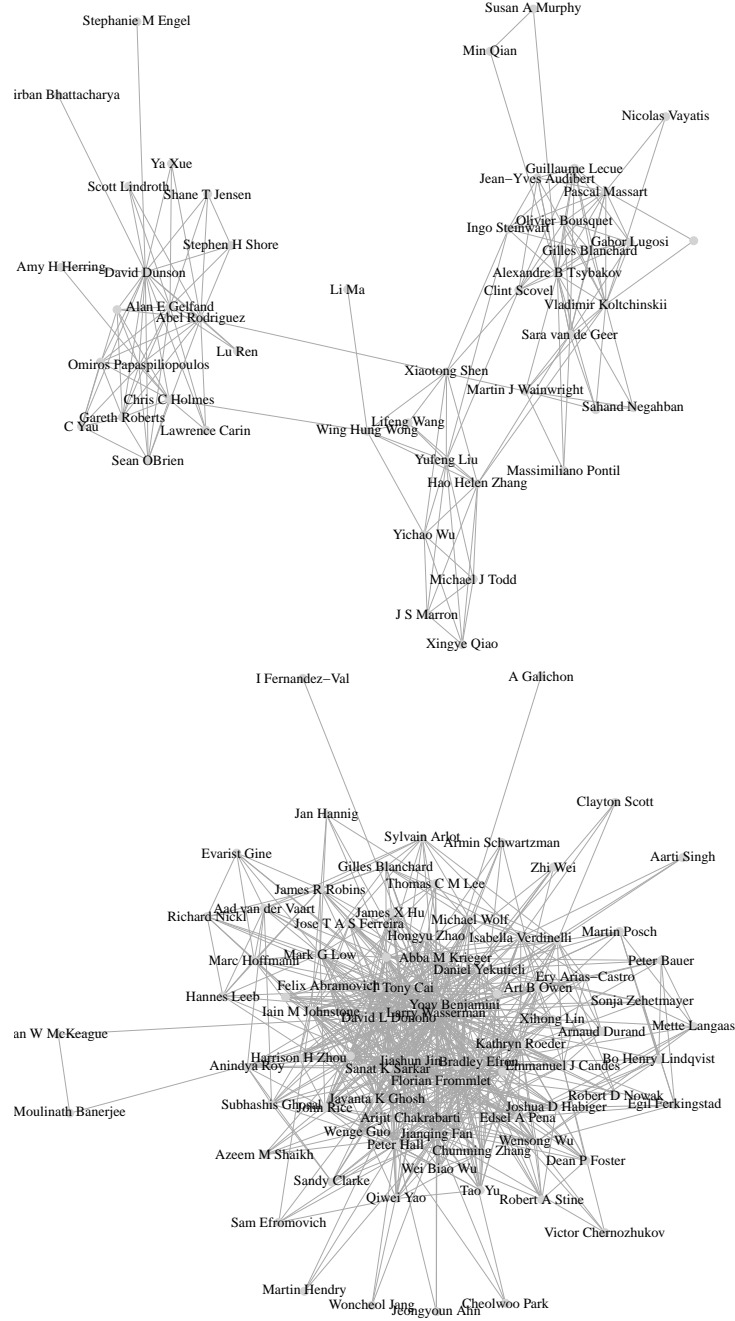


FIG 4. Two networks from the statistics citation data. Top: induced network for the statistician Michael I. Jordan (Berkeley), with a small  $p$ -value of  $9 \times 10^{-5}$  and an EZ score of 3.91. Clustering structure is evident in the subnetwork, with three groups that might be labeled “nonparametric Bayes,” “statistical learning theory” and “North Carolina statistics.” Bottom: network for Christopher Genovese (Carnegie Mellon), with a  $p$ -value of  $2 \times 10^{-12}$ . The EZ score for this network has a negative value of  $-7.03$ , indicating a model with  $a < b$ , and a smaller number of triangles compared with a configuration model. The nodes on the periphery are highly connected to the inner cluster, but not highly connected among themselves. (Some of the node labels have been removed for better readability.)

Jin et al. (2017) with a different analysis under a mixed-membership model. The bottom network is interesting because it has a large negative EZ score of  $-7.03$ . This is the network associated with Christopher Genovese, from Carnegie Mellon University. The dense core of the network includes researchers from CMU, and other statisticians who work in similar areas. The nodes on the periphery are highly connected to the inner cluster, but very weakly connected among themselves. Thus, researchers in this outer group tend not to cite each other, but cite (or are cited by) researchers in the inner group.

### 3.3. Correlations among stocks on the S&P 500

In this third illustration, we treat correlations among the returns of stocks on the S&P 500. The data are derived from prices posted on the Yahoo Finance site, [finance.yahoo.com](http://finance.yahoo.com). The daily closing prices were obtained for 452 stocks that consistently were in the S&P 500 index between January 1, 2003 through January 1, 2011. We restrict to the subset of the data between January 1, 2003 to January 1, 2008, before the onset of the 2008–2009 financial crisis. After this event, stocks tended to become much more tightly correlated as investors became more cautious. We consider the variables  $X_{t,j} = \log(S_{t,j}/S_{t1,j})$  where  $S_{t,j}$  denotes the closing price of stock  $j$  on day  $t$ . The 452 stocks are categorized into 10 Global Industry Classification Standard (GICS) sectors, including Consumer Discretionary (70 stocks), Consumer Staples (35 stocks), Energy (37 stocks), Financials (74 stocks), Health Care (46 stocks), Industrials (59 stocks), Information Technology (64 stocks), Materials (29 stocks), Telecommunications Services (6 stocks), and Utilities (32 stocks).

Stocks within a sector are generally strongly correlated—stocks within an industry tend to move together. For a given company, we form a subnetwork that is analogous to the Facebook subnetworks considered in Section 3.1 (see also Section A). Specifically, we create an edge  $A_{ij} = 1$  between companies  $i$  and  $j$  if their returns are strongly correlated, and each is strongly correlated with the given company. We take “strongly correlated” to mean a Spearman rank correlation in the 95th percentile, which is a correlation above 0.45.

Example networks are shown in Figure 5; three have apparent community structure, one shows no apparent community structure. For example, the upper right figure shows the correlation graph for Consol Energy, which is based outside of Pittsburgh, PA, and has interests in coal and natural gas production; its customers include electric utilities and steel mills.<sup>1</sup> Two communities are seen in the graph, with companies from the Energy sector (including oil companies and other energy companies) and the Materials sector (including the US Steel Corporation and Alcoa Inc.).

## 4. Summary

Our results show how global structural characteristics of networks can be inferred from local subgraph frequencies, without requiring the global community structure to be explicitly estimated. We

---

<sup>1</sup>Wikipedia, [https://en.wikipedia.org/wiki/Consol\\_Energy](https://en.wikipedia.org/wiki/Consol_Energy)

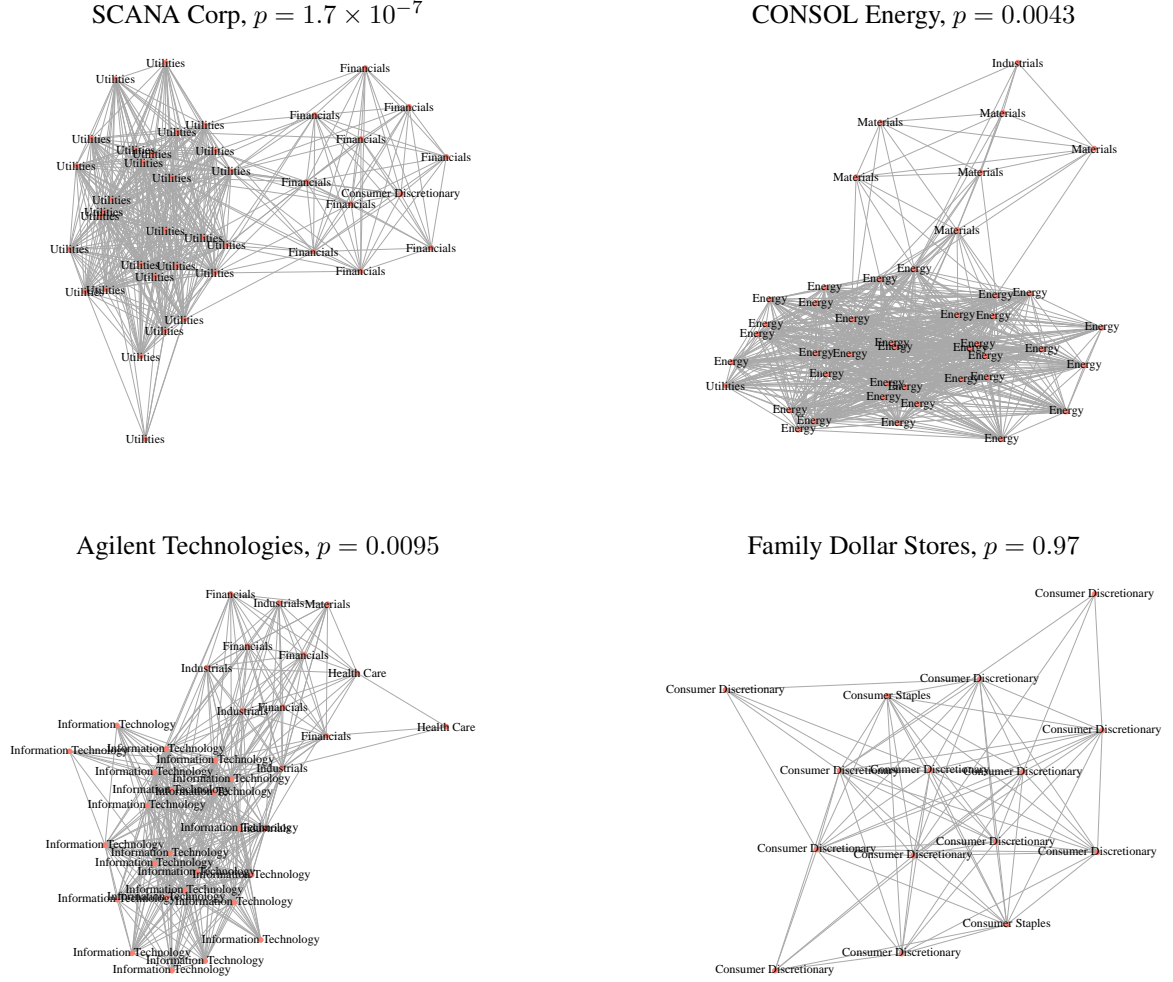


FIG 5. Example correlation graphs for companies on the S&P 500. For a given company we form a subnetwork among all companies having high correlation (larger than 0.45) with that company. We then compute the EZ score and  $p$ -value for this correlation graph. This figure shows four representative subnetworks, three with relatively small  $p$ -values and cluster structure, and one with a large  $p$ -value and no apparent cluster structure. The node labels are the GICS industry of the company corresponding to that node.

develop a testing framework based on the simple invariant  $\chi_{ez} = T - (V/E)^3 = 0$  satisfied by all configuration models that lack community structure. Our theory indicates that the signal-to-noise ratio required for the hypothesis test to find community structure, when it is present, is weaker than what is required by existing procedures that rely on explicitly estimating the communities. Experiments with social network data, scientific citations and equity returns show that the test can be very effective. Our findings shed light on the question of how global graph properties are reflected in local subgraph statistics. Lower bounds for detecting community structure, as well as the development of more powerful tests for particular settings such as Gaussian data and time series, are promising directions for further study.



## Acknowledgements

The authors thank Rina Barber and Tracy Ke for many helpful comments on this work, including the suggestion of the configuration null model. We also thank Fengnan Gao for suggesting the martingale central limit theorem in [Hall and Heyde \(2014\)](#), and Scarlett Li for help with the simulations.

## References

- Abbe, E., Bandeira, A. S., and Hall, G. (2016). Exact recovery in the stochastic block model. *Information Theory, IEEE Transactions on*, 62(1):471–487.
- Anscombe, F. J. (1948). The transformation of Poisson, binomial and negative-binomial data. *Biometrika*, 35(3/4):246–254.
- Arias-Castro, E., Candès, E., and Durand, A. (2011). Detection of an anomalous cluster in a network. *Ann. Statist.*, 39(1):278–304.
- Arias-Castro, E. and Verzelen, N. (2014). Community detection in dense random networks. *Ann. Statist.*, 42(3):940–969.
- Banerjee, D. (2016). Contiguity and non-reconstruction results for planted partition models: the dense case. *arXiv preprint arXiv:1609.02854*.
- Banerjee, D. and Ma, Z. (2017). Optimal hypothesis testing for stochastic block models with growing degrees. *working manuscript*.
- Banks, J., Moore, C., Neeman, J., and Netrapalli, P. (2016). Information-theoretic thresholds for community detection in sparse networks. In *Conference on Learning Theory*, pages 383–416.
- Barabási, A. L. and Albert, R. (1999). Emergence of scaling in random networks. *Science*, 286(5439):509–512.
- Bickel, P. J. and Chen, A. (2009). A nonparametric view of network models and Newman–Girvan and other modularities. *Proceedings of the National Academy of Sciences*, 106(50):21068–21073.
- Bollobás, B. (2001). *Random Graphs*. Cambridge University Press.
- Bubeck, S., Ding, J., Eldan, R., and Rácz, M. (2014). Testing for high-dimensional geometry in random graphs. *arXiv:1411.5713*.
- Bunea, F., Giraud, C., and Luo, X. (2015). Minimax optimal variable clustering in g-models via cord. *arXiv preprint arXiv:1508.01939*.
- Chen, Y., Li, X., and Xu, J. (2015). Convexified modularity maximization for degree-corrected stochastic block models. *arXiv preprint arXiv:1512.08425*.
- Dasgupta, A., Hopcroft, J. E., and McSherry, F. (2004). Spectral analysis of random graphs with

- skewed degree distributions. In *Foundations of Computer Science, 2004. Proceedings. 45th Annual IEEE Symposium on*, pages 602–610. IEEE.
- de Solla Price, D. (1976). A general theory of bibliometric and other cumulative advantage processes. *J. Amer. Soc. Inform. Sci.*, 27(5):292–306.
- Gao, C. and Lafferty, J. (2017). Testing network structure using relations between small subgraph probabilities. *arXiv preprint arXiv:1704.06742*.
- Gao, C., Ma, Z., Zhang, A. Y., and Zhou, H. H. (2016). Community detection in degree-corrected block models. *arXiv preprint arXiv:1607.06993*.
- Gulikers, L., Lelarge, M., and Massoulié, L. (2015). An impossibility result for reconstruction in a degree-corrected planted-partition model. *arXiv preprint arXiv:1511.00546*.
- Hall, P. and Heyde, C. C. (2014). *Martingale limit theory and its application*. Academic press.
- Holland, P. W., Laskey, K., and Leinhardt, S. (1983). Stochastic blockmodels: First steps. *Social Networks*, 5(2):109–137.
- Isserlis, L. (1918). On a formula for the product-moment coefficient of any order of a normal frequency distribution in any number of variables. *Biometrika*, 12:134–139.
- Ji, P. and Jin, J. (2016). Coauthorship and citation networks for statisticians. *Ann. Appl. Stat.*, 10(4):1779–1812.
- Jin, J. (2015). Fast community detection by SCORE. *Ann. Statist.*, 43(1):57–89.
- Jin, J., Ke, Z. T., and Luo, S. (2017). Estimating network memberships by simplex vertex hunting. *arXiv preprint arXiv:1708.07852*.
- Johnstone, I. M. and Lu, A. Y. (2009). On consistency and sparsity for principal components analysis in high dimensions. *Journal of the American Statistical Association*, 104(486):682–693.
- Karrer, B. and Newman, M. E. (2011). Stochastic blockmodels and community structure in networks. *Physical Review E*, 83(1):016107.
- Lei, J. and Rinaldo, A. (2015). Consistency of spectral clustering in stochastic block models. *The Annals of Statistics*, 43(1):215–237.
- Lovász, L. (2012). *Large Networks and Graph Limits*, volume 60 of *Colloquium Publications*. American Mathematical Society.
- Maugis, P.-A. G., Priebe, C. E., Olhede, S. C., and Wolfe, P. J. (2017). Statistical inference for network samples using subgraph counts. *arXiv:1701.00505*.
- Mossel, E., Neeman, J., and Sly, A. (2012). Stochastic block models and reconstruction. *arXiv preprint arXiv:1202.1499*.
- Mossel, E., Neeman, J., and Sly, A. (2013). A proof of the block model threshold conjecture. *arXiv preprint arXiv:1311.4115*.

- Padilla, O. H. M., Scott, J. G., Sharpnack, J., and Tibshirani, R. J. (2016). The DFS fused lasso: Linear-time denoising over general graphs. arXiv:1608.03384.
- Razborov, A. (2008). On the minimal density of triangles in graphs. *Combinatorics, Probability and Computing*, 17(4):603–618.
- Rohe, K., Chatterjee, S., and Yu, B. (2011). Spectral clustering and the high-dimensional stochastic blockmodel. *The Annals of Statistics*, 39(4):1878–1915.
- Tipping, M. E. and Bishop, C. M. (1999). Probabilistic principal component analysis. *Journal of the Royal Statistical Society: Series B (Statistical Methodology)*, 61(3):611–622.
- Ugander, J., Backstrom, L., and Kleinberg, J. (2013). Subgraph frequencies: Mapping the empirical and extremal geography of large graph collections. In *Proceedings of the 22nd international conference on World Wide Web*, pages 1307–1318. ACM.
- van der Hofstad, R. (2016). Random graphs and complex networks.
- Wick, G. C. (1950). The evaluation of the collision matrix. *Physical Review*, 80(2):268–272.
- Zhao, Y., Levina, E., and Zhu, J. (2012). Consistency of community detection in networks under degree-corrected stochastic block models. *The Annals of Statistics*, 40(4):2266–2292.

## Appendix A: An Application to Neighborhood Graphs

The Facebook friend networks we study in the paper are all neighborhood graphs. In this section, we introduce a rigorous probabilistic setting for studying neighborhood graphs and derive an analogous EZ characterization.

Consider an adjacency matrix  $\{A_{ij}\}_{0 \leq i < j \leq n}$  of  $n + 1$  nodes. For the 0th node, its neighborhood nodes are  $\mathcal{M} = \{i \in [n] : A_{0i} = 1\}$ . Then, the neighborhood graph is the induced subgraph of  $\mathcal{M}$ .

Suppose there is a clustering structure in the network. We are interested in testing whether the 0th node belongs a single cluster or multiple clusters. We propose the following natural setting for this problem. First, assume  $\{A_{ij}\}_{1 \leq i < j \leq n}$  are sampled from a DCBM with parameters  $a, b, k$  and distribution  $\mathcal{W}$  for the degree latent variable with  $\mathbb{E}W^2 = 1$ . Recall that  $Z_i$  is a uniform random variable that takes value in  $[k]$ , and it stands for the label of the cluster that the  $i$ th node belongs to. Then, there is a subset  $\mathcal{R} \subset [k]$  with cardinality  $|\mathcal{R}| = r$ , such that  $A_{0i} \sim \text{Bernoulli}(p)$  if  $Z_i \in \mathcal{R}$  and  $A_{0i} = 0$  otherwise independently for each  $i \in [n]$ . Because of the symmetry of the model, we can assume  $\mathcal{R} = [r]$  without loss of generality. The model setting implicitly requires  $r \leq k$ .

The subgraph frequencies of edge, V-shape and triangle in the neighborhood graph are

$$E = \mathbb{P}(A_{12} = 1 | 1, 2 \in \mathcal{M}), \quad (\text{A.1})$$

$$V = \mathbb{P}(A_{12}A_{13} = 1 | 1, 2, 3 \in \mathcal{M}), \quad (\text{A.2})$$

$$T = \mathbb{P}(A_{12}A_{13}A_{23} = 1 | 1, 2, 3 \in \mathcal{M}). \quad (\text{A.3})$$

With direct calculation, the Erdős-Zuckerberg characterization also holds for the above definitions.

**Proposition A.1.** *Under the setting described above,*

$$E = (\mathbb{E}W)^2 \left( \frac{1}{r}a + \frac{r-1}{r}b \right), \quad (\text{A.4})$$

$$V = (\mathbb{E}W)^2 \left( \frac{1}{r}a + \frac{r-1}{r}b \right)^2, \quad (\text{A.5})$$

$$T = \frac{1}{r^2}a^3 + \frac{3(r-1)}{r^2}ab^2 + \frac{(r-1)(r-2)}{r^2}b^3. \quad (\text{A.6})$$

As a consequence,

$$T - \left( \frac{V}{E} \right)^3 = \frac{(r-1)(a-b)^3}{r^3}.$$

We can use this result to test whether the 0th node belongs a single cluster or not, which is equivalent to testing whether  $(r-1)(a-b) = 0$  or not. The forms given by (A.1)-(A.3) suggests empirical subgraph frequencies using only the neighborhood graph. For example, since

$$E = \frac{\mathbb{P}(A_{12} = 1, A_{01} = 1, A_{02} = 1)}{\mathbb{P}(A_{01} = 1, A_{02} = 1)} = \frac{\mathbb{E}A_{12}A_{01}A_{02}}{\mathbb{E}A_{01}A_{02}},$$

a natural estimator for  $E$  is

$$\hat{E} = \frac{\frac{1}{\binom{n}{2}} \sum_{1 \leq i < j \leq n} A_{ij}A_{0i}A_{0j}}{\frac{1}{\binom{n}{2}} \sum_{1 \leq i < j \leq n} A_{0i}A_{0j}} = \frac{1}{\binom{m}{2}} \sum_{1 \leq i < j \leq n} A_{ij}A_{0i}A_{0j}, \quad (\text{A.7})$$

where  $m = |\mathcal{M}|$  so that  $\sum_{1 \leq i < j \leq n} A_{0i}A_{0j} = \binom{m}{2}$ . Similarly, estimators for  $V$  and  $T$  are

$$\hat{V} = \frac{1}{3\binom{m}{3}} \sum_{1 \leq i < j < k \leq n} (A_{ij}A_{ik} + A_{ij}A_{jk} + A_{ik}A_{jk})A_{0i}A_{0j}A_{0k}, \quad (\text{A.8})$$

$$\hat{T} = \frac{1}{\binom{m}{3}} \sum_{1 \leq i < j < k \leq n} A_{ij}A_{jk}A_{ik}A_{0i}A_{0j}A_{0k}. \quad (\text{A.9})$$

The  $\hat{E}, \hat{V}, \hat{T}$  are subgraph frequencies for the neighborhood graph.

**Theorem A.2.** *Assume  $\mathbb{E}W^4 = O(1)$ ,  $\frac{nrpa}{k} \rightarrow \infty$ ,  $p = o(1)$  and  $a^6 \asymp b^6 = o\left(\left(\frac{k}{nr}\right)^3 \wedge p^2 \left(\frac{k}{nr}\right)^4\right)$ . Suppose*

$$\delta = \lim_n \frac{(r-1)(a-b)^3}{\sqrt{6}} \left( \frac{\mathbb{E}m}{r(a + (r-1)b)} \right)^{3/2} \in [0, \infty).$$

Then,

$$2\sqrt{\binom{m}{3}} \left( \sqrt{\hat{T}} - \left( \frac{\hat{V}}{\hat{E}} \right)^{3/2} \right) \rightsquigarrow N(\delta, 1).$$

Theorem A.2 can be viewed as an extension of Theorem 2.2. The results of Theorem 2.2 are recovered when  $r = k$  and  $p = 1$ . In the setting of neighborhood graphs, the roles of  $k$  and  $n$  in Theorem 2.2 are replaced by  $r$  and  $m$  (or  $\mathbb{E}m$ ) in Theorem A.2. Similar to Theorem 2.3, we also present a result for the asymptotic power of the test.

**Theorem A.3.** Assume  $\mathbb{E}W^4 = O(1)$ ,  $\frac{nrpa}{k} \rightarrow \infty$ ,  $p = o(1)$  and  $a^6 \asymp b^6 = o\left(\left(\frac{k}{nr}\right)^3 \wedge p^2 \left(\frac{k}{nr}\right)^4\right)$ . Suppose

$$\frac{(\mathbb{E}m)(a-b)^2}{r^{4/3}(a+b)} \rightarrow \infty. \quad (\text{A.10})$$

Then, for any constant  $t \asymp 1$ , we have

$$\mathbb{P}\left(\left|2\sqrt{\binom{m}{3}}\left(\sqrt{\widehat{T}} - \left(\frac{\widehat{V}}{\widehat{E}}\right)^{3/2}\right)\right| > t\right) \rightarrow 1.$$

## Appendix B: Testing for Structure in Gaussian Correlations

In multivariate analysis, it is important to identify community structures in variables. In this section, we show how an analogous EZ test can be derived to find community structure in multivariate data  $X = (X_1, \dots, X_p)^T \in \mathbb{R}^p$ . Specifically, we consider the multivariate Gaussian model  $X | \theta \sim N(0, \Sigma)$ , where  $\Sigma$  is a  $p \times p$  covariance matrix with diagonal entries 1, and off-diagonal entries  $\Sigma_{jl} = \theta_{jl}$  where  $\theta$  follows the DCBM. Thus, we model the correlation matrix as  $\text{Corr}(X_j, X_l | \theta_{jl}) = \theta_{jl}$  for  $j \neq l$ , where

$$\theta_{jl} | W, Z = W_j W_l (a \mathbb{1}(Z_j = Z_l) + b \mathbb{1}(Z_j \neq Z_l)), \quad (\text{B.1})$$

as in (2.1). A similar model for variable clustering was considered in [Bunea et al. \(2015\)](#) without the latent variables  $\{W_j\}$ . In this setting, under the null hypothesis of no community structure ( $a = b$  or  $k = 1$ ), the covariance  $\Sigma$  can be decomposed into the sum of a diagonal matrix and a rank-one matrix. This is the spiked covariance model commonly adopted in the PCA literature ([Johnstone and Lu, 2009](#); [Tipping and Bishop, 1999](#)).

Defining

$$E = \mathbb{E}(\mathbb{E}(X_1 X_2 | \theta)), \quad (\text{B.2})$$

$$V = \mathbb{E}(\mathbb{E}(X_1 X_2 | \theta) \mathbb{E}(X_2 X_3 | \theta)), \quad (\text{B.3})$$

$$T = \mathbb{E}(\mathbb{E}(X_1 X_2 | \theta) \mathbb{E}(X_2 X_3 | \theta) \mathbb{E}(X_1 X_3 | \theta)), \quad (\text{B.4})$$

we see that the same relations (2.6)–(2.9) stated in Proposition 2.1 hold in this Gaussian setting. To estimate  $E$ ,  $V$  and  $T$  from data, we exploit Wick's formula ([Isserlis, 1918](#); [Wick, 1950](#)) in the form  $\mathbb{E}\left(\prod_{j=1}^{2h-1} X_j\right) = 0$  and

$$\mathbb{E}\left(\prod_{j=1}^{2h} X_j\right) = \sum \mathbb{E}\left(\prod \mathbb{E}(X_j X_l | \theta)\right), \quad (\text{B.5})$$

where the sum is over all ways of partitioning the components  $X_1, \dots, X_{2h}$  into disjoint pairs, and the product is over those  $h$  pairs. In particular, we have

$$\begin{aligned}\mathbb{E}(X_1 X_2^2 X_3) &= 2\mathbb{E}(\mathbb{E}(X_1 X_2 | \theta) \mathbb{E}(X_2 X_3 | \theta)) + \mathbb{E}(\mathbb{E}(X_1 X_3 | \theta) \mathbb{E}(X_2^2 | \theta)) \\ &= 2V + E,\end{aligned}\tag{B.6}$$

since we assume that  $\mathbb{E}(X_j^2 | \theta) = 1$  and  $\mathbb{E}(W^2) = 1$ . Similarly, we have that

$$\mathbb{E}(X_1^2 X_2^2 X_3^2) = \mathbb{E}(\mathbb{E}(X_1^2 | \theta)^3) + 6\mathbb{E}(\mathbb{E}(X_1 X_2 | \theta)^2 \mathbb{E}(X_3^2 | \theta)) + 8T \tag{B.7}$$

$$= 1 + 6\mathbb{E}(\mathbb{E}(X_1 X_2 | \theta)^2) + 8T \tag{B.8}$$

$$= 1 + 3(\mathbb{E}(X_1^2 X_2^2) - 1) + 8T \tag{B.9}$$

$$= 3\mathbb{E}(X_1^2 X_2^2) + 8T - 2. \tag{B.10}$$

Therefore, given an i.i.d. sample  $\{X_i\}_{i=1}^n$  of size  $n$ , unbiased estimates of  $E$ ,  $V$ , and  $T$  are given by  $\hat{E} = \frac{1}{n} \sum_{i=1}^n \hat{E}_i$ ,  $\hat{V} = \frac{1}{n} \sum_{i=1}^n \hat{V}_i$ , and  $\hat{T} = \frac{1}{n} \sum_{i=1}^n \hat{T}_i$ , where

$$\hat{E}_i = \frac{1}{\binom{p}{2}} \sum_{j < l} X_{ij} X_{il}, \tag{B.11}$$

$$\hat{V}_i = \frac{1}{6\binom{p}{3}} \sum_{j < l < m} (X_{ij}^2 X_{il} X_{im} + X_{ij} X_{il}^2 X_{im} + X_{ij} X_{il} X_{im}^2) - \frac{1}{2} \hat{E}_i, \tag{B.12}$$

$$\hat{T}_i = \frac{1}{8\binom{p}{3}} \sum_{j < l < m} X_{ij}^2 X_{il}^2 X_{im}^2 - \frac{3}{8\binom{p}{2}} \sum_{j < l} X_{ij}^2 X_{il}^2 + \frac{1}{4}. \tag{B.13}$$

Let  $A$  be a block-diagonal matrix with the  $i$ th block

$$A_{jl}^{(i)} = \begin{cases} X_{ij} X_{il} & \text{if } j \neq l, \\ 0 & \text{otherwise.} \end{cases}$$

Then, as in (2.16)–(2.18), the quantities  $\hat{E}$ ,  $\hat{V}$ , and  $\hat{T}$  can be computed using matrix operations as

$$\hat{E} = \frac{1}{2n\binom{p}{2}} \langle \mathbb{1}, A \rangle, \tag{B.14}$$

$$\hat{V} = \frac{1}{12n\binom{p}{3}} (\langle \mathbb{1}, A^2 \rangle - \text{tr}(A^2)) - \frac{1}{2} \hat{E}, \tag{B.15}$$

$$\hat{T} = \frac{1}{48n\binom{p}{3}} \text{tr}(A^3) - \frac{3}{16n\binom{p}{2}} \|A\|^2 + \frac{1}{4}, \tag{B.16}$$

where  $\|A\| = \sqrt{\langle A, A \rangle}$  is the Frobenius norm.

As before, we reject the null hypothesis once the magnitude of the testing statistic  $\hat{\chi}_{ez} = \hat{T} - \left(\hat{V}/\hat{E}\right)^3$  passes a threshold. For the network models discussed in Section 2, the square root

transformation automatically normalizes the testing statistic, as shown in Theorem 2.2. Here, we need a different normalization for the Gaussian covariance model. Under some mild conditions, we have the decomposition

$$\widehat{\chi}_{ez} - \chi_{ez} = \frac{1}{n} \sum_{i=1}^n \Delta_i + r_n,$$

where  $r_n$  is a negligible term, and

$$\Delta_i = \widehat{T}_i - \mathbb{E}(\widehat{T}_i | \theta) - 3 \frac{V^2}{E^3} (\widehat{V}_i - \mathbb{E}(\widehat{V}_i | \theta)) + 3 \frac{V^3}{E^4} (\widehat{E}_i - \mathbb{E}(\widehat{E}_i | \theta)).$$

This suggests a natural estimator of the variance given by

$$\widehat{\sigma}^2 = \frac{1}{n-1} \sum_{i=1}^n (Q_i - \overline{Q}_n)^2,$$

where

$$Q_i = T_i - 3 \frac{\widehat{V}^2}{\widehat{E}^3} \widehat{V}_i + 3 \frac{\widehat{V}^3}{\widehat{E}^4} \widehat{E}_i,$$

and  $\overline{Q}_n = \frac{1}{n} \sum_{i=1}^n Q_i$ .

**Theorem B.1.** Assume  $\mathbb{E}W^4 = O(1)$ ,  $p^{-1} \vee n^{-1/2} \ll |a| \asymp |b|$ , and  $a^4 = o(1 \wedge (p/n))$ , and suppose that

$$\delta = \lim_n \frac{\sqrt{n}(k-1)(a-b)^3}{k^3 \sqrt{\frac{9}{32} \left( \frac{1}{k} a^2 + \frac{k-1}{k} b^2 \right)}} \in [0, \infty).$$

Then as  $n \rightarrow \infty$ , we have

$$\frac{\sqrt{n} \left( \widehat{T} - \left( \frac{\widehat{V}}{\widehat{E}} \right)^3 \right)}{\sqrt{\widehat{\sigma}^2}} \rightsquigarrow N(\delta, 1). \quad (\text{B.17})$$

Theorem B.1 characterizes the asymptotic behavior of the testing statistic. Note that for a growing number of communities  $k$ , the magnitude of the mean  $|\delta|$  is of order  $\sqrt{n}|a-b|^3/k^2a$ , which is the natural signal-to-noise ratio of the problem. When this quantity tends to infinity, the power of the test approaches one.

**Theorem B.2.** Assume  $\mathbb{E}W^4 = O(1)$ ,  $p^{-1} \vee n^{-1/2} \ll |a| \asymp |b|$ , and  $a^4 = o(1 \wedge (p/n))$ . Suppose

$$\frac{\sqrt{n}|a-b|^3}{k^2a} \rightarrow \infty.$$

Then, for any constant  $t \asymp 1$ , we have

$$\mathbb{P} \left( \left| \sqrt{\frac{n}{\widehat{\sigma}^2}} \left( \widehat{T} - \left( \frac{\widehat{V}}{\widehat{E}} \right)^3 \right) \right| > t \right) \rightarrow 1.$$



## Appendix C: Proofs

In this section, we give proofs of all theorems in the paper. The main results are proved in Section C.1 with the assistance of some technical lemmas, whose proofs are deferred to Section C.2 and Section C.3.

### C.1. Proofs of Main Results

The proofs of Theorem 2.2 and Theorem 2.3 requires the following lemmas, whose proofs will be given in Section C.2.

**Lemma C.1.** Assume  $\mathbb{E}W^4 = O(1)$  and  $n^{-1} \ll a \asymp b = o(1)$ . Then

$$\mathbb{E}(\hat{E} - E)^2 = O\left(\frac{a^2}{n}\right), \quad \text{and} \quad \mathbb{E}(\hat{V} - V)^2 = O\left(\frac{a^4}{n}\right).$$

**Lemma C.2.** Assume  $\mathbb{E}W^4 = O(1)$  and  $n^{-1} \ll a \asymp b \ll n^{-2/3}$ . Then

$$\mathbb{E}(\hat{T} - T)^2 \asymp \frac{a^3}{n^3} \quad \text{and} \quad \frac{\sqrt{\binom{n}{3}}(\hat{T} - T)}{\sqrt{T}} \rightsquigarrow N(0, 1).$$

*Proof of Theorem 2.2.* We first give the expansion

$$\begin{aligned} \hat{T} - \left(\frac{\hat{V}}{\hat{E}}\right)^3 &= T - \left(\frac{V}{E}\right)^3 + (\hat{T} - T) \\ &\quad - 3\left(\frac{V}{E}\right)^2 \frac{\hat{V} - V}{E} - 3\left(\frac{V}{E}\right)^2 \left(\frac{1}{\hat{E}} - \frac{1}{E}\right) V \\ &\quad - 3\left(\frac{V}{E}\right)^2 (\hat{V} - V) \left(\frac{1}{\hat{E}} - \frac{1}{E}\right) \\ &\quad - 3\left(\frac{V}{E}\right) \left(\frac{\hat{V}}{\hat{E}} - \frac{V}{E}\right)^2 - \left(\frac{\hat{V}}{\hat{E}} - \frac{V}{E}\right)^3. \end{aligned} \tag{C.1}$$

By Lemma C.1 and Lemma C.2,  $T - \left(\frac{V}{E}\right)^3 + \hat{T} - T$  is the dominating term. Therefore,

$$\frac{\sqrt{\binom{n}{3}} \left( \hat{T} - \left(\frac{\hat{V}}{\hat{E}}\right)^3 \right)}{\sqrt{T}} \rightsquigarrow N(\delta, 1),$$

where

$$\delta = \lim_n \frac{\sqrt{\binom{n}{3}} \left( T - \left(\frac{V}{E}\right)^3 \right)}{\sqrt{T}}.$$

Moreover, under the assumption, we have

$$\frac{\hat{T}}{T} = (1 + o_P(1)) \frac{\left(\frac{\hat{V}}{\hat{E}}\right)^3}{T} = (1 + o_P(1)).$$

This gives the desired results.  $\square$

*Proof of Theorem 2.3.* Similar to the argument that we have used in the proof of Theorem 2.2,  $T - \left(\frac{V}{E}\right)^3 + \hat{T} - T$  is the dominating term of  $\hat{T} - \left(\frac{\hat{V}}{\hat{E}}\right)^3$ . Thus, the dominating term of  $2\sqrt{\binom{n}{3}} \left(\sqrt{\hat{T}} - \left(\frac{\hat{V}}{\hat{E}}\right)^{3/2}\right)$  is

$$2\sqrt{\binom{n}{3}} \frac{T - \left(\frac{V}{E}\right)^3 + \hat{T} - T}{\sqrt{\hat{T}} + \left(\frac{\hat{V}}{\hat{E}}\right)^{3/2}}.$$

Under the assumption,

$$\left| 2\sqrt{\binom{n}{3}} \frac{T - \left(\frac{V}{E}\right)^3}{\sqrt{\hat{T}} + \left(\frac{\hat{V}}{\hat{E}}\right)^{3/2}} \right| \rightarrow \infty,$$

in probability, and

$$\left| 2\sqrt{\binom{n}{3}} \frac{\hat{T} - T}{\sqrt{\hat{T}} + \left(\frac{\hat{V}}{\hat{E}}\right)^{3/2}} \right| = O_P(1).$$

Hence, the desired result follows.  $\square$

To prove Theorem A.2 and Theorem A.3, we need the following lemmas, and their proofs will be given in Section C.2. Recall the definitions of  $\hat{E}$ ,  $\hat{V}$  and  $\hat{T}$  in (A.7)-(A.9).

**Lemma C.3.** Assume  $\mathbb{E}W^4 = O(1)$ ,  $\frac{nrpa}{k} \rightarrow \infty$ ,  $p = o(1)$  and  $a \asymp b = o(1)$ . Then

$$(\hat{E} - E)^2 = O_P\left(a^2 \left(\frac{k}{prn}\right)\right) \quad \text{and} \quad (\hat{V} - V)^2 = O_P\left(a^4 \left(\frac{k}{prn}\right)\right).$$

**Lemma C.4.** Assume  $\mathbb{E}W^4 = O(1)$ ,  $\frac{nrpa}{k} \rightarrow \infty$ ,  $p = o(1)$  and  $a^6 \asymp b^6 = o\left(\left(\frac{k}{nr}\right)^3 \wedge p^2 \left(\frac{k}{nr}\right)^4\right)$ . Then,

$$\mathbb{E}(\hat{T} - T)^2 \asymp \frac{a^3 k^3}{n^3 r^3} \quad \text{and} \quad \frac{\sqrt{\binom{n}{3}} \left(\frac{r}{k}\right)^3 (\hat{T} - T)}{\sqrt{T}} \rightsquigarrow N(0, 1).$$

*Proofs of Theorem A.2 and Theorem A.3.* The results follow the same argument used in the proofs of Theorem 2.2 and Theorem 2.3. We note that under the required conditions, we have

$$\frac{\binom{m}{3}}{\binom{n}{3} \left(\frac{r}{k}\right)^3} = 1 + o_P(1),$$

so that  $\binom{n}{3} \left(\frac{r}{k}\right)^3$  can be replaced by  $\binom{m}{3}$ .  $\square$

To prove Theorem B.1 and Theorem B.2, we need the following lemmas, and their proofs will be given in Section C.2.

**Lemma C.5.** Assume  $\mathbb{E}W^4 = O(1)$  and  $p^{-1} \ll |a| \asymp |b| = o(1)$ . Then

$$(\hat{E} - E)^2 = O_P\left(\frac{a^2}{n} + \frac{a^2}{p}\right), \quad (\hat{V} - V)^2 = O_P\left(\frac{a^2}{n} + \frac{a^4}{p}\right).$$

**Lemma C.6.** Assume  $\mathbb{E}W^4 = O(1)$  and  $p^{-1} \vee n^{-1/2} \ll |a| \asymp |b| = o(1 \wedge (p/n)^{1/4})$ . Then,

$$(\hat{T} - T)^2 \asymp_P \frac{a^2}{n} \quad \text{and} \quad \frac{\hat{T} - T}{\sqrt{\mathbb{E}\text{Var}(\hat{T}|\theta)}} \rightsquigarrow N(0, 1).$$

*Proofs of Theorem B.1 and Theorem B.2.* By Lemma C.5, Lemma C.6, and the expansion (C.1),  $T - \left(\frac{V}{E}\right)^3 + \hat{T} - T$  is the dominating term that we need to analyze under the conditions. Lemma C.6 implies that

$$\frac{\hat{T} - \left(\frac{\hat{V}}{\hat{E}}\right)^3}{\sqrt{\mathbb{E}\text{Var}(\hat{T}|\theta)}} \rightsquigarrow N(\delta, 1),$$

where  $\delta = \lim_n \frac{\sqrt{n}(T - (\frac{V}{E})^3)}{\sqrt{\frac{9}{32}(\frac{1}{k}a^2 + \frac{k-1}{k}b^2)}}$ . Finally, it is sufficient to show  $\hat{\sigma}^2/\mathbb{E}\text{Var}(\hat{T}|\theta) = 1 + o_P(1)$ . By Lemma C.5,  $\hat{\sigma}^2 = (1 + o_P(1)) \frac{1}{n-1} \sum_{i=1}^n (T_i - \bar{T})^2$ . Since  $\mathbb{E}T_i^4 = O(a^2)$ ,  $\hat{\sigma}^2/\mathbb{E}\text{Var}(\hat{T}|\theta) = 1 + o_P(1)$  holds under the condition. The proof of Theorem B.2 follows the same argument used in the proof of Theorem 2.3.  $\square$

## C.2. Proofs of Auxiliary Results

This section gives proofs of all lemmas in Section C.1. To better organize the proofs, we delay some lengthy calculations in propositions in Section C.3.

*Proof of Lemma C.1.* We introduce the notation  $\eta_{ij} = a\mathbb{I}\{Z_i = Z_j\} + b\mathbb{I}\{Z_i \neq Z_j\}$ . Then,  $\theta_{ij} = W_i W_j \eta_{ij}$ .

First, note that

$$\mathbb{E}(\hat{E} - E)^2 = \mathbb{E}(\hat{E} - \mathbb{E}(\hat{E}|W, Z))^2 + \mathbb{E}(\mathbb{E}(\hat{E}|W, Z) - \mathbb{E}(\hat{E}|Z))^2 + \mathbb{E}(\mathbb{E}(\hat{E}|Z) - E)^2.$$

Thus, we need to bound the three terms on the right hand side of the above equality respectively. The first term has bound

$$\mathbb{E}(\hat{E} - \mathbb{E}(\hat{E}|W, Z))^2 = \mathbb{E}\text{Var}(\hat{E}|W, Z) \leq \frac{1}{\binom{n}{2}^2} \sum_{i < j} \mathbb{E}\theta_{ij} = O\left(\frac{a}{n^2}\right).$$

By Proposition C.7, the second term is

$$\mathbb{E}(\mathbb{E}(\widehat{E}|W, Z) - \mathbb{E}(\widehat{E}|Z))^2 = \mathbb{E} \left( \frac{1}{\binom{n}{2}} \sum_{i < j} \eta_{ij} (W_i W_j - (\mathbb{E}W)^2) \right)^2 = O \left( \frac{a^2}{n} \right).$$

The last term has bound

$$\begin{aligned} \mathbb{E}(\mathbb{E}(\widehat{E}|Z) - E)^2 &= (\mathbb{E}W)^4 \mathbb{E} \left( \frac{1}{\binom{n}{2}} \sum_{i < j} (\eta_{ij} - \mathbb{E}\eta_{ij}) \right)^2 \\ &\leq 2(\mathbb{E}W)^4 (a^2 + b^2) \mathbb{E} \left( \frac{1}{\binom{n}{2}} \sum_{i < j} (\mathbb{I}\{Z_i = Z_j\} - \mathbb{P}(Z_i = Z_j)) \right)^2 \\ &= O \left( \frac{a^2}{n} \right), \end{aligned}$$

by Proposition C.8. Under the condition  $n^{-1} \ll a$ , we get  $\mathbb{E}(\widehat{E} - E)^2 = O \left( \frac{a^2}{n} \right)$ .

Next, we study  $\mathbb{E}(\widehat{V} - V)^2$ . Again, it can be decomposed into the sum of three terms.

$$\mathbb{E}(\widehat{V} - V)^2 = \mathbb{E}(\widehat{V} - \mathbb{E}(\widehat{V}|W, Z))^2 + \mathbb{E}(\mathbb{E}(\widehat{V}|W, Z) - \mathbb{E}(\widehat{V}|Z))^2 + \mathbb{E}(\mathbb{E}(\widehat{V}|Z) - V)^2.$$

To study the first term, note that

$$\begin{aligned} &\widehat{V} - \mathbb{E}(\widehat{V}|W, Z) \\ &= \frac{1}{\binom{n}{3}} \sum_{i < j < l} \frac{(A_{ij}A_{jl} - \theta_{ij}\theta_{jl}) + (A_{ji}A_{il} - \theta_{ij}\theta_{il}) + (A_{il}A_{kj} - \theta_{il}\theta_{jl})}{3} \\ &= \frac{1}{\binom{n}{3}} \sum_{i < j < l} \frac{(A_{ij} - \theta_{ij})(A_{jl} - \theta_{jl}) + (A_{ij} - \theta_{ij})(A_{il} - \theta_{il}) + (A_{il} - \theta_{il})(A_{jl} - \theta_{jl})}{3} \\ &\quad + \frac{1}{\binom{n}{2}} \sum_{i < j} \left[ \frac{1}{n-2} \sum_{l \notin \{i, j\}} (\theta_{jl} + \theta_{il}) \right] (A_{ij} - \theta_{ij}). \end{aligned}$$

Write

$$L_{ijl} = \frac{(A_{ij} - \theta_{ij})(A_{jl} - \theta_{jl}) + (A_{ij} - \theta_{ij})(A_{il} - \theta_{il}) + (A_{il} - \theta_{il})(A_{jl} - \theta_{jl})}{3}.$$

It is not hard to see that  $L_{ijl}$  and  $L_{i'j'l'}$  are uncorrelated if the sets  $\{i, j, l\}$  and  $\{i', j', l'\}$  are different.

Thus,

$$\mathbb{E} \left( \frac{1}{\binom{n}{3}} \sum_{i < j < l} L_{ijl} \right)^2 = \frac{1}{\binom{n}{3}^2} \sum_{i < j < l} \mathbb{E} L_{ijl}^2 = O \left( \frac{a^2}{n^3} \right).$$

Moreover,

$$\mathbb{E} \left( \frac{1}{\binom{n}{2}} \sum_{i < j} \left[ \frac{1}{n-2} \sum_{l \notin \{i, j\}} (\theta_{jl} + \theta_{il}) \right] (A_{ij} - \theta_{ij}) \right)^2 = O \left( \frac{a^3}{n^2} \right).$$

Thus,

$$\mathbb{E}(\widehat{V} - \mathbb{E}(\widehat{V}|W, Z))^2 = O\left(\frac{a^3}{n^2}\right),$$

under the condition  $n^{-1} \ll a$ . The second term is

$$\begin{aligned} & \mathbb{E}(\mathbb{E}(\widehat{V}|W, Z) - \mathbb{E}(\widehat{V}|Z))^2 \\ = & \mathbb{E} \left( \frac{1}{\binom{n}{3}} \sum_{i < j < l} \frac{(W_i^2 W_j W_l - \mathbb{E}W^2(\mathbb{E}W)^2)\eta_{ij}\eta_{il}}{3} \right. \\ & \left. + \frac{(W_j^2 W_i W_l - \mathbb{E}W^2(\mathbb{E}W)^2)\eta_{ij}\eta_{jl} + (W_l^2 W_j W_i - \mathbb{E}W^2(\mathbb{E}W)^2)\eta_{jl}\eta_{il}}{3} \right)^2. \\ = & O\left(\frac{a^4}{n}\right), \end{aligned}$$

by Proposition C.9. The third term is

$$(\mathbb{E}W^2)(\mathbb{E}W)^2 \text{Var} \left( \frac{1}{\binom{n}{3}} \sum_{i < j < l} \frac{\eta_{ij}\eta_{il} + \eta_{ij}\eta_{jl} + \eta_{il}\eta_{jl}}{3} \right) = O\left(\frac{a^4}{n}\right),$$

by Proposition C.10. Under the condition  $n^{-1} \ll a$ , we have  $\mathbb{E}(\widehat{V} - V)^2 = O\left(\frac{a^4}{n}\right)$ .  $\square$

*Proof of Lemma C.2.* Recall the notation  $\eta_{ij} = a\mathbb{I}\{Z_i = Z_j\} + b\mathbb{I}\{Z_i \neq Z_j\}$  that we have used in Lemma C.1. It is helpful to state the decomposition

$$\widehat{T} - T = \widehat{T} - \mathbb{E}(\widehat{T}|W, Z) + \mathbb{E}(\widehat{T}|W, Z) - \mathbb{E}(\widehat{T}|Z) + \mathbb{E}(\widehat{T}|Z) - T.$$

We are going to argue that  $\widehat{T} - \mathbb{E}(\widehat{T}|W, Z)$  is the dominating term. We first give bounds on the order of  $\mathbb{E}(\widehat{T}|W, Z) - \mathbb{E}(\widehat{T}|Z)$  and  $\mathbb{E}(\widehat{T}|Z) - T$ . First, by Proposition C.11,

$$\mathbb{E} \left( \mathbb{E}(\widehat{T}|W, Z) - \mathbb{E}(\widehat{T}|Z) \right)^2 = \mathbb{E} \left( \frac{1}{\binom{n}{3}} \sum_{i < j < l} \eta_{ij}\eta_{jl}\eta_{il}(W_i^2 W_j^2 W_l^2 - (\mathbb{E}W^2)^3) \right)^2 = O\left(\frac{a^6}{n}\right).$$

Then, by Proposition C.12,

$$\mathbb{E} \left( \mathbb{E}(\widehat{T}|Z) - T \right)^2 = (\mathbb{E}W^2)^3 \text{Var} \left( \frac{1}{\binom{n}{3}} \sum_{i < j < l} \eta_{ij}\eta_{jl}\eta_{il} \right) = O\left(\frac{a^6}{n}\right).$$

Now we study  $\widehat{T} - \mathbb{E}(\widehat{T}|W, Z)$ . It has the following expansion.

$$\begin{aligned}
\widehat{T} - \mathbb{E}(\widehat{T}|W, Z) &= \frac{1}{\binom{n}{3}} \sum_{i < j < l} (A_{ij}A_{jl}A_{il} - \theta_{ij}\theta_{jl}\theta_{il}) \\
&= \frac{1}{\binom{n}{3}} \sum_{i < j < l} (A_{ij} - \theta_{ij})(A_{jl} - \theta_{jl})(A_{il} - \theta_{il}) \\
&\quad + \frac{1}{\binom{n}{3}} \sum_{i < j < l} [\theta_{ij}(A_{jl} - \theta_{jl})(A_{il} - \theta_{il}) + \theta_{jl}(A_{ij} - \theta_{ij})(A_{il} - \theta_{il}) \\
&\quad + \theta_{il}(A_{ij} - \theta_{ij})(A_{jl} - \theta_{jl})] \\
&\quad + \frac{3}{\binom{n}{2}} \sum_{i < j} \left[ \frac{1}{n-2} \sum_{l \notin \{i, j\}} \theta_{il}\theta_{jl} \right] (A_{ij} - \theta_{ij}).
\end{aligned}$$

Write

$$H_{ijl} = \theta_{ij}(A_{jl} - \theta_{jl})(A_{il} - \theta_{il}) + \theta_{jl}(A_{ij} - \theta_{ij})(A_{il} - \theta_{il}) + \theta_{il}(A_{ij} - \theta_{ij})(A_{jl} - \theta_{jl}).$$

It is not hard to see that  $H_{ijl}$  and  $H_{i'j'l'}$  are uncorrelated if the sets  $\{i, j, l\}$  and  $\{i', j', l'\}$  are different. Thus,

$$\mathbb{E} \left( \frac{1}{\binom{n}{3}} \sum_{i < j < l} H_{ijl} \right)^2 = \frac{1}{\binom{n}{3}^2} \sum_{i < j < l} \mathbb{E} H_{ijl}^2 = O \left( \frac{a^4}{n^3} \right).$$

Moreover,

$$\mathbb{E} \left( \frac{3}{\binom{n}{2}} \sum_{i < j} \left[ \frac{1}{n-2} \sum_{l \notin \{i, j\}} \theta_{il}\theta_{jl} \right] (A_{ij} - \theta_{ij}) \right)^2 = O \left( \frac{a^5}{n^2} \right).$$

Write

$$G_{ijl} = (A_{ij} - \theta_{ij})(A_{jl} - \theta_{jl})(A_{il} - \theta_{il}).$$

It is not hard to see that  $G_{ijl}$  and  $G_{i'j'l'}$  are uncorrelated if the sets  $\{i, j, l\}$  and  $\{i', j', l'\}$  are different. Therefore,

$$\mathbb{E} \left( \frac{1}{\binom{n}{3}} \sum_{i < j < l} G_{ijl} \right)^2 = \frac{1}{\binom{n}{3}^2} \sum_{i < j < l} \mathbb{E} \theta_{ij}\theta_{jl}\theta_{il}(1 - \theta_{ij})(1 - \theta_{jl})(1 - \theta_{il}) = (1 + o(1)) \frac{T}{\binom{n}{3}}.$$

Since  $T/\binom{n}{3} \asymp \frac{a^3}{n^3}$ ,  $\frac{1}{\binom{n}{3}} \sum_{i < j < l} G_{ijl}$  is the dominating term of  $\widehat{T} - T$  under the condition  $n^{-1} \ll a \asymp b \ll n^{-2/3}$ . Thus, the asymptotic distribution of  $\widehat{T} - T$  is the same as that of  $\frac{1}{\binom{n}{3}} \sum_{i < j < l} G_{ijl}$ .

Define the set

$$\widetilde{W}_n = \left\{ \left| \frac{1}{n} \sum_{i=1}^n W_i^2 - \mathbb{E} W^2 \right| \leq n^{-1/3} \right\}.$$

Under the condition  $\mathbb{E}W^4 = O(1)$ , we obtain  $\mathbb{P}(\widetilde{W}_n^c) = O(n^{-1/3})$  by Chebyshev's inequality. Moreover, for any  $(W_1, \dots, W_n) \in \widetilde{W}_n$ , we have  $\frac{1}{n} \sum_{i=1}^n W_i^2 = (1 + o(1))\mathbb{E}W^2 = 1 + o(1)$ . In order to show  $\frac{1}{\binom{n}{3}} \sum_{i < j < l} G_{ijl}$  converges to a Gaussian distribution, we construct a martingale conditioning on  $Z$  and  $W$ , and then apply the martingale central limit theorem in [Hall and Heyde \(2014\)](#). Define

$$S_{n,m} = \frac{\sum_{i=1}^{m-2} \sum_{j=i+1}^{m-1} \sum_{l=j+1}^m (A_{ij}A_{jl}A_{il} - \theta_{ij}\theta_{jl}\theta_{il})}{\sqrt{\sum_{1 \leq i < j < l \leq n} \theta_{ij}\theta_{jl}\theta_{il}(1 - \theta_{ij})(1 - \theta_{il})(1 - \theta_{jl})}}.$$

Then,  $\{S_{n,m}\}$  is a conditional martingale with respect to the filtration  $\sigma(\{A_{ij}\}_{1 \leq i < j \leq m} | W, Z)$ . When  $\theta_{ij}$  is a constant for all  $(i, j)$ , this martingale was analyzed in [Gao and Lafferty \(2017\)](#). In addition, the same analysis in [Gao and Lafferty \(2017\)](#) can also be applied to the setting here almost without any change. The only difference we need to check here is a lower bound for  $\sum_{1 \leq i < j < l \leq n} \theta_{ij}\theta_{jl}\theta_{il}(1 - \theta_{ij})(1 - \theta_{il})(1 - \theta_{jl})$ . Since  $a \asymp b = o(1)$ , it is of the same order as  $\sum_{1 \leq i < j < l \leq n} \theta_{ij}\theta_{jl}\theta_{il}$ , which is lower bounded by  $\binom{n}{3}(a \wedge b)^3 \asymp n^3 a^3$ . Hence, we can apply the same argument in [Gao and Lafferty \(2017\)](#) and obtain

$$\frac{\sum_{i < j < l} G_{ijl}}{\sqrt{\sum_{1 \leq i < j < l \leq n} \theta_{ij}\theta_{jl}\theta_{il}(1 - \theta_{ij})(1 - \theta_{il})(1 - \theta_{jl})}} \Big| (W, Z) \rightsquigarrow N(0, 1).$$

This asymptotic result holds for all  $w \in \widetilde{W}_n$  and  $Z$ . Since  $\mathbb{P}(\widetilde{W}_n^c) = O(n^{-1/3})$ , it also holds without conditioning on  $W$  and  $Z$ . Moreover, since

$$\frac{1}{\binom{n}{3}} \sum_{1 \leq i < j < l \leq n} \theta_{ij}\theta_{jl}\theta_{il}(1 - \theta_{ij})(1 - \theta_{il})(1 - \theta_{jl}) = (1 + o_P(1)) \frac{1}{\binom{n}{3}} \sum_{1 \leq i < j < l \leq n} \theta_{ij}\theta_{jl}\theta_{il},$$

which is exactly  $\mathbb{E}(\widehat{T} | W, Z)$ . We have just obtained that  $\mathbb{E}(\widehat{T} - \mathbb{E}(\widehat{T} | W, Z))^2 = O\left(\frac{a^3}{n^3}\right) = o(T^2)$ . Thus,

$$\frac{\frac{1}{\sqrt{\binom{n}{3}}} \sum_{i < j < l} G_{ijl}}{\sqrt{T}} \rightsquigarrow N(0, 1),$$

by Slutsky Theorem. Since  $\frac{1}{\binom{n}{3}} \sum_{i < j < l} G_{ijl}$  is the dominating term of  $\widehat{T} - T$ , the desired result is obtained.  $\square$

*Proof of Lemma C.3.* We first introduce some notations. Define

$$\begin{aligned} \widetilde{E} &= \frac{1}{\binom{n}{2} \binom{rp}{k}^2} \sum_{1 \leq i < j \leq n} A_{ij} A_{0i} A_{0j}, \\ \widetilde{V} &= \frac{1}{3 \binom{n}{3} \binom{rp}{k}^3} \sum_{1 \leq i < j < l \leq n} (A_{ij} A_{il} + A_{ij} A_{jl} + A_{il} A_{jl}) A_{0i} A_{0j} A_{0l}. \end{aligned}$$

By the definition of each  $A_{0i}$ , it can be written as  $A_{0i} = \mathbb{I}\{Z_i \in \mathcal{R}\} S_i$ , where  $S_i \sim \text{Bernoulli}(p)$ . We use the notations

$$\widetilde{A}_{ij} = A_{ij} \mathbb{I}\{Z_i \in \mathcal{R}\} \mathbb{I}\{Z_j \in \mathcal{R}\} \quad \text{and} \quad \widetilde{\theta}_{ij} = \theta_{ij} \mathbb{I}\{Z_i \in \mathcal{R}\} \mathbb{I}\{Z_j \in \mathcal{R}\}.$$



It is easy to see that  $\tilde{A}_{ij}|(W, Z) \sim \text{Bernoulli}(\tilde{\theta}_{ij})$ . We also define  $\tilde{\eta}_{ij} = \eta_{ij}\mathbb{I}\{Z_i \in \mathcal{R}\}\mathbb{I}\{Z_j \in \mathcal{R}\}$ , so that  $\tilde{\theta}_{ij} = W_i W_j \tilde{\eta}_{ij}$ .

We first bound  $(\hat{E} - \tilde{E})^2$  and  $(\hat{V} - \tilde{V})^2$ . Recall that  $m = \sum_{i=1}^n A_{0i}$ . Since  $A_{0i} \sim \text{Bernoulli}\left(\frac{rp}{k}\right)$ , by Proposition C.13, we have

$$\left(\binom{n}{2} \left(\frac{rp}{k}\right)^2 - \sum_{i < j} A_{0i} A_{0j}\right)^2 = \left(\sum_{i < j} \left(A_{0i} A_{0j} - \left(\frac{rp}{k}\right)^2\right)\right)^2 = O_P\left(\left(\frac{nrp}{k}\right)^3\right),$$

and

$$\left(\binom{n}{3} \left(\frac{rp}{k}\right)^3 - \sum_{i < j < l} A_{0i} A_{0j} A_{0l}\right)^2 = \left(\sum_{i < j < l} \left(A_{0i} A_{0j} A_{0l} - \left(\frac{rp}{k}\right)^3\right)\right)^2 = O_P\left(\left(\frac{nrp}{k}\right)^5\right),$$

under the condition  $\frac{nrp}{k} \rightarrow \infty$ . This leads to

$$(\hat{E} - \tilde{E})^2 = \left(\sum_{1 \leq i < j \leq n} A_{ij} A_{0i} A_{0j}\right)^2 \left|\frac{1}{\sum_{i < j} A_{0i} A_{0j}} - \frac{1}{\binom{n}{2} \left(\frac{rp}{k}\right)^2}\right|^2 = O_P\left(\frac{a^2 k}{nrp}\right).$$

A similar argument leads to

$$(\hat{V} - \tilde{V})^2 = O_P\left(\frac{a^4 k}{nrp}\right).$$

Next, we give bounds for  $(\tilde{E} - E)^2$  and  $(\tilde{V} - V)^2$ . We use  $A$  to represent  $\{A_{ij}\}_{1 \leq i < j \leq n}$ . We have the decomposition

$$\begin{aligned} \mathbb{E}(\tilde{E} - E)^2 &= \mathbb{E}(\tilde{E} - \mathbb{E}(\tilde{E}|A, W, Z))^2 + \mathbb{E}(\mathbb{E}(\tilde{E}|A, W, Z) - \mathbb{E}(\tilde{E}|W, Z))^2 \\ &\quad + \mathbb{E}(\mathbb{E}(\tilde{E}|W, Z) - \mathbb{E}(\tilde{E}|Z))^2 + \mathbb{E}(\mathbb{E}(\tilde{E}|Z) - E)^2, \end{aligned}$$

Note that

$$\mathbb{E}(\tilde{E}|A, W, Z) = \left(\frac{k}{r}\right)^2 \frac{1}{\binom{n}{2}} \sum_{1 \leq i < j \leq n} \tilde{A}_{ij}.$$

This gives,

$$\tilde{E} - \mathbb{E}(\tilde{E}|A, W, Z) = \left(\frac{k}{rp}\right)^2 \frac{1}{\binom{n}{2}} \sum_{1 \leq i < j \leq n} \tilde{A}_{ij} (S_i S_j - p^2),$$

where  $\{S_i\}$  are independent of  $\{\tilde{A}_{ij}\}$ . Thus, by Proposition C.17, under the condition  $\frac{nrpa}{k} \rightarrow \infty$ ,

$$\mathbb{E}(\tilde{E} - \mathbb{E}(\tilde{E}|A, W, Z))^2 = O\left(\frac{a^2 k}{prn}\right).$$

For the second term,

$$\mathbb{E}(\tilde{E}|A, W, Z) - \mathbb{E}(\tilde{E}|W, Z) = \left(\frac{k}{r}\right)^2 \frac{1}{\binom{n}{2}} \sum_{1 \leq i < j \leq n} (\tilde{A}_{ij} - \tilde{\theta}_{ij}).$$

Therefore,

$$\mathbb{E} \left( \mathbb{E}(\tilde{E}|A, W, Z) - \mathbb{E}(\tilde{E}|W, Z) \right)^2 \leq \left( \frac{k}{r} \right)^4 \frac{1}{\binom{n}{2}} \sum_{1 \leq i < j \leq n} \mathbb{E} \tilde{\theta}_{ij} = O \left( a \left( \frac{k}{rn} \right)^2 \right).$$

For the third term,

$$\mathbb{E}(\tilde{E}|W, Z) - \mathbb{E}(\tilde{E}|Z) = \left( \frac{k}{r} \right)^2 \frac{1}{\binom{n}{2}} \sum_{1 \leq i < j \leq n} \tilde{\eta}_{ij} (W_i W_j - (\mathbb{E}W)^2).$$

By Proposition C.14,

$$\mathbb{E} \left( \mathbb{E}(\tilde{E}|W, Z) - \mathbb{E}(\tilde{E}|Z) \right)^2 = O \left( a^2 \left( \frac{k}{rn} \right) \right).$$

For the last term,

$$\mathbb{E}(\tilde{E}|Z) - E = \left( \frac{k}{r} \right)^2 \frac{1}{\binom{n}{2}} \sum_{1 \leq i < j \leq n} (\tilde{\eta}_{ij} - \mathbb{E} \tilde{\eta}_{ij}) (\mathbb{E}W)^2.$$

By Proposition C.20,

$$\mathbb{E} \left( \mathbb{E}(\tilde{E}|Z) - E \right)^2 = O \left( a^2 \left( \frac{k}{rn} \right) \right).$$

Combining above bounds, we get  $\mathbb{E}(\tilde{E} - E)^2 = O \left( a^2 \left( \frac{k}{prn} \right) \right)$ . This leads to  $(\hat{E} - E)^2 = O_P \left( a^2 \left( \frac{k}{prn} \right) \right)$ .

We analyze  $(\tilde{V} - V)^2$  in a similar way. First, we have the decomposition

$$\begin{aligned} \mathbb{E}(\tilde{V} - V)^2 &= \mathbb{E}(\tilde{V} - \mathbb{E}(\tilde{V}|A, W, Z))^2 + \mathbb{E}(\mathbb{E}(\tilde{V}|A, W, Z) - \mathbb{E}(\tilde{V}|W, Z))^2 \\ &\quad + \mathbb{E}(\mathbb{E}(\tilde{V}|W, Z) - \mathbb{E}(\tilde{V}|Z))^2 + \mathbb{E}(\mathbb{E}(\tilde{V}|Z) - V)^2. \end{aligned}$$

Note that

$$\mathbb{E}(\tilde{V}|A, W, Z) = \left( \frac{k}{r} \right)^3 \frac{1}{3 \binom{n}{3}} \sum_{1 \leq i < j < l \leq n} (\tilde{A}_{ij} \tilde{A}_{il} + \tilde{A}_{ij} \tilde{A}_{jl} + \tilde{A}_{il} \tilde{A}_{jl}).$$

We can also obtain bounds for  $\mathbb{E}(\tilde{V} - \mathbb{E}(\tilde{V}|A, W, Z))^2$ ,  $\mathbb{E}(\mathbb{E}(\tilde{V}|A, W, Z) - \mathbb{E}(\tilde{V}|W, Z))^2$ ,  $\mathbb{E}(\mathbb{E}(\tilde{V}|W, Z) - \mathbb{E}(\tilde{V}|Z))^2$ , and  $\mathbb{E}(\mathbb{E}(\tilde{V}|Z) - V)^2$ . Under the condition  $\frac{nrpa}{k} \rightarrow \infty$ , we have

$$\mathbb{E}(\tilde{V} - \mathbb{E}(\tilde{V}|A, W, Z))^2 = O \left( \frac{a^4 k}{prn} \right),$$

$$\mathbb{E}(\mathbb{E}(\tilde{V}|A, W, Z) - \mathbb{E}(\tilde{V}|W, Z))^2 = O \left( a^3 \left( \frac{k}{rn} \right)^2 \right),$$

$$\mathbb{E}(\mathbb{E}(\tilde{V}|W, Z) - \mathbb{E}(\tilde{V}|Z))^2 = O\left(a^4 \left(\frac{k}{rn}\right)\right),$$

and

$$\mathbb{E}(\mathbb{E}(\tilde{V}|Z) - V)^2 = O\left(a^4 \left(\frac{k}{rn}\right)\right).$$

See Proposition C.15, Proposition C.18 and Proposition C.21 for derivations. Thus,  $(\tilde{V} - V)^2 = O_P\left(\frac{a^4 k}{prn}\right)$ , which leads to  $(\hat{V} - V)^2 = O_P\left(\frac{a^4 k}{prn}\right)$ .  $\square$

*Proof of Lemma C.4.* Similar to the proof of Lemma C.3, we define

$$\tilde{T} = \frac{1}{\binom{n}{3} \left(\frac{rp}{k}\right)^3} \sum_{1 \leq i < j < l \leq n} A_{ij} A_{il} A_{jl} A_{0i} A_{0j} A_{0l}.$$

By Proposition C.13, we have

$$\left( \binom{n}{3} \left(\frac{rp}{k}\right)^3 - \sum_{i < j < l} A_{0i} A_{0j} A_{0l} \right)^2 = \left( \sum_{i < j < l} \left( A_{0i} A_{0j} A_{0l} - \left(\frac{rp}{k}\right)^3 \right) \right)^2 = O_P\left(\left(\frac{nrp}{k}\right)^5\right),$$

under the condition  $\frac{nrp}{k} \rightarrow \infty$ . Thus,

$$\begin{aligned} (\hat{T} - \tilde{T})^2 &= \left( \sum_{1 \leq i < j < l \leq n} A_{ij} A_{il} A_{jl} A_{0i} A_{0j} A_{0l} \right)^2 \left| \frac{1}{\binom{n}{3} \left(\frac{rp}{k}\right)^3} - \frac{1}{\sum_{i < j < l} A_{0i} A_{0j} A_{0l}} \right|^2 \\ &= O\left(\frac{a^6 k}{nrp}\right). \end{aligned}$$

Recall the definition of  $\{S_i\}$ ,  $\tilde{A}_{ij}$ ,  $\tilde{\theta}_{ij}$  and  $\tilde{\eta}_{ij}$  in the proof of Lemma C.3. Note that

$$\mathbb{E}(\tilde{T}|A, W, Z) = \left(\frac{k}{r}\right)^3 \frac{1}{\binom{n}{2}} \sum_{1 \leq i < j < l \leq n} \tilde{A}_{ij} \tilde{A}_{il} \tilde{A}_{jl}.$$

Then,

$$\tilde{T} - \mathbb{E}(\tilde{T}|A, W, Z) = \frac{1}{\binom{n}{3} \left(\frac{rp}{k}\right)^3} \sum_{1 \leq i < j < l \leq n} \tilde{A}_{ij} \tilde{A}_{il} \tilde{A}_{jl} (S_i S_j S_l - p^3).$$

By Proposition C.19, we have

$$\mathbb{E}(\tilde{T} - \mathbb{E}(\tilde{T}|A, W, Z))^2 = O\left(\frac{a^6 k}{nrp}\right),$$

under the condition  $\frac{nrpa}{k} \rightarrow \infty$ .

Now we study  $\mathbb{E}(\tilde{T}|A, W, Z) - T$ . It has the following expansion,

$$\begin{aligned}
\mathbb{E}(\tilde{T}|A, W, Z) - T &= \left(\frac{k}{r}\right)^3 \frac{1}{\binom{n}{3}} \sum_{i < j < l} (\tilde{A}_{ij} - \tilde{\theta}_{ij})(\tilde{A}_{jl} - \tilde{\theta}_{jl})(\tilde{A}_{il} - \tilde{\theta}_{il}) \\
&\quad + \left(\frac{k}{r}\right)^3 \frac{1}{\binom{n}{3}} \sum_{i < j < l} \left[ \tilde{\theta}_{ij}(\tilde{A}_{jl} - \tilde{\theta}_{jl})(\tilde{A}_{il} - \tilde{\theta}_{il}) + \tilde{\theta}_{jl}(\tilde{A}_{ij} - \tilde{\theta}_{ij})(\tilde{A}_{il} - \tilde{\theta}_{il}) \right. \\
&\quad \left. + \tilde{\theta}_{il}(\tilde{A}_{ij} - \tilde{\theta}_{ij})(\tilde{A}_{jl} - \tilde{\theta}_{jl}) \right] \\
&\quad + \left(\frac{k}{r}\right)^3 \frac{3}{\binom{n}{2}} \sum_{i < j} \left[ \frac{1}{n-2} \sum_{l \notin \{i, j\}} \tilde{\theta}_{il} \tilde{\theta}_{jl} \right] (\tilde{A}_{ij} - \tilde{\theta}_{ij}) \\
&\quad + \mathbb{E}(\tilde{T}|W, Z) - T.
\end{aligned}$$

Among the four terms in the expansion, we will argue that the first term is the dominating term. The variance of the first term is

$$\begin{aligned}
&\mathbb{E} \left( \left( \frac{k}{r} \right)^3 \frac{1}{\binom{n}{3}} \sum_{i < j < l} (\tilde{A}_{ij} - \tilde{\theta}_{ij})(\tilde{A}_{jl} - \tilde{\theta}_{jl})(\tilde{A}_{il} - \tilde{\theta}_{il}) \right)^2 \\
&= \left( \frac{k}{r} \right)^6 \frac{1}{\binom{n}{3}^2} \sum_{i < j < l} \mathbb{E} \tilde{\theta}_{ij} \tilde{\theta}_{jl} \tilde{\theta}_{il} (1 - \tilde{\theta}_{ij})(1 - \tilde{\theta}_{jl})(1 - \tilde{\theta}_{il}) \\
&= (1 + o(1)) \left( \frac{k}{r} \right)^3 \frac{1}{\binom{n}{3}^2} \sum_{i < j < l} \mathbb{E} \theta_{ij} \theta_{jl} \theta_{il} \\
&\asymp \frac{a^3 k^3}{n^3 r^3}.
\end{aligned}$$

Using similar calculation, the variances of the second and the third terms can be bounded by  $O\left(\frac{a^4 k^3}{n^3 r^3}\right)$  and  $O\left(\frac{a^5 k^2}{n^2 r^2}\right)$ , respectively. For the fourth term, we have

$$\begin{aligned}
&\mathbb{E} \left( \mathbb{E}(\tilde{T}|W, Z) - T \right)^2 \\
&= \mathbb{E} \left( \mathbb{E}(\tilde{T}|W, Z) - \mathbb{E}(\tilde{T}|Z) \right)^2 + \mathbb{E}(\mathbb{E}(\tilde{T}|Z) - T)^2 \\
&= \mathbb{E} \left( \left( \frac{k}{r} \right)^3 \frac{1}{\binom{n}{3}} \sum_{i < j < l} \tilde{\eta}_{ij} \tilde{\eta}_{jl} \tilde{\eta}_{il} (W_i^2 W_j^2 W_l^2 - (\mathbb{E} W^2)^3) \right)^2 \\
&\quad + (\mathbb{E} W^2)^3 \text{Var} \left( \left( \frac{k}{r} \right)^3 \frac{1}{\binom{n}{3}} \sum_{i < j < l} \tilde{\eta}_{ij} \tilde{\eta}_{jl} \tilde{\eta}_{il} \right) \\
&= O \left( \frac{a^6 k}{nr} \right),
\end{aligned}$$

by Proposition C.16 and Proposition C.22.

Combining all the bounds above, under the condition  $a^6 = o\left(\left(\frac{k}{nr}\right)^3 \wedge p^2 \left(\frac{k}{nr}\right)^4\right)$ , the dominating term of  $\widehat{T} - T$  is

$$\left(\frac{k}{r}\right)^3 \frac{1}{\binom{n}{3}} \sum_{i < j < l} (\tilde{A}_{ij} - \tilde{\theta}_{ij})(\tilde{A}_{jl} - \tilde{\theta}_{jl})(\tilde{A}_{il} - \tilde{\theta}_{il}),$$

and we will find its asymptotic distribution. By the same martingale argument that we have used in the proof of Lemma C.3, we obtain

$$\sqrt{\left(\frac{k}{r}\right)^3 \frac{1}{\binom{n}{3}}} \sum_{i < j < l} (\tilde{A}_{ij} - \tilde{\theta}_{ij})(\tilde{A}_{jl} - \tilde{\theta}_{jl})(\tilde{A}_{il} - \tilde{\theta}_{il}) / \sqrt{T} \rightsquigarrow N(0, 1).$$

This completes the proof. □

*Proof of Lemma C.5.* Note that

$$\mathbb{E}(\widehat{E} - E)^2 = \mathbb{E}(\widehat{E} - \mathbb{E}(\widehat{E}|\theta))^2 + \mathbb{E}(\mathbb{E}(\widehat{E}|\theta) - E)^2.$$

The second term  $\mathbb{E}(\mathbb{E}(\widehat{E}|\theta) - E)^2$  has the same expression as the one in the network setting, which has already been bounded in the proof of Lemma C.1. Therefore,  $\mathbb{E}(\mathbb{E}(\widehat{E}|\theta) - E)^2 = O(\frac{a^2}{p})$  under the condition  $p^{-1} \ll |a|$ . The first term is

$$\mathbb{E}(\widehat{E} - \mathbb{E}(\widehat{E}|\theta))^2 = \frac{1}{n^2} \sum_{i=1}^n \mathbb{E}(E_i - \mathbb{E}(E_i|\theta))^2.$$

For each  $i$ ,

$$\mathbb{E}(E_i - \mathbb{E}(E_i|\theta))^2 \leq \mathbb{E}E_i^2 = \frac{1}{\binom{p}{2}^2} \sum_{j < l} \sum_{j' < l'} \mathbb{E}X_j X_l X_{j'} X_{l'}.$$

There are three situations for calculating  $\mathbb{E}X_j X_l X_{j'} X_{l'}$ . When the sets  $\{j, l\}$  and  $\{j', l'\}$  do not have intersection,

$$\mathbb{E}X_j X_l X_{j'} X_{l'} = 3(\mathbb{E}W)^4 \left(\frac{1}{k}a + \frac{k-1}{k}b\right)^2 = O(a^2).$$

When the sets  $\{j, l\}$  and  $\{j', l'\}$  are intersected by one element, we have

$$\mathbb{E}X_j X_l X_{j'} X_{l'} = 2(\mathbb{E}W)^2 \left(\frac{1}{k}a + \frac{k-1}{k}b\right)^2 + (\mathbb{E}W)^2 \left(\frac{1}{k}a + \frac{k-1}{k}b\right) = O(|a|).$$

When the sets  $\{j, l\}$  and  $\{j', l'\}$  are identical,

$$\mathbb{E}X_j X_l X_{j'} X_{l'} = 1 + 2 \left(\frac{1}{k}a^2 + \frac{k-1}{k}b^2\right) = O(1).$$

All of the above moments calculation can be done through Wick's formula. Under the condition  $p^{-1} \ll |a|$ , we have  $\mathbb{E}(E_i - \mathbb{E}(E_i|\theta))^2 = O(a^2)$ , and thus  $\mathbb{E}(\widehat{E} - \mathbb{E}(\widehat{E}|\theta))^2 = O\left(\frac{a^2}{n}\right)$ .

We study  $(\widehat{V} - V)^2$  in the same way. First, we have

$$\mathbb{E}(\widehat{V} - V)^2 = \mathbb{E}(\widehat{V} - \mathbb{E}(\widehat{V}|\theta))^2 + \mathbb{E}(\mathbb{E}(\widehat{V}|\theta) - V)^2.$$

By the proof of Lemma C.1, we have  $\mathbb{E}(\mathbb{E}(\widehat{V}|\theta) - V)^2 = O(\frac{a^4}{p})$  under the condition  $p^{-1} \ll |a|$ . For the first term, we have

$$\mathbb{E}(\widehat{V} - \mathbb{E}(\widehat{V}|\theta))^2 = \frac{1}{n^2} \sum_{i=1}^n \mathbb{E}(V_i - \mathbb{E}(V_i|\theta))^2.$$

For each  $i$ , we have  $\mathbb{E}(V_i - \mathbb{E}(V_i|\theta))^2 \leq \mathbb{E}V_i^2$ . By the definition of  $V_i$ , it is sufficient to bound  $\mathbb{E}\left(\frac{1}{\binom{p}{3}} \sum_{j<h<l} X_{ij}X_{ih}X_{il}(X_{ij} + X_{ih} + X_{il})\right)^2$ . By its definition, it can be written as

$$\frac{1}{\binom{p}{3}^2} \sum_{j<h<l} \sum_{j'<h'<l'} \mathbb{E}X_{ij}X_{ih}X_{il}(X_{ij} + X_{ih} + X_{il})X_{ij'}X_{ih'}X_{il'}(X_{ij'} + X_{ih'} + X_{il'}).$$

To make the presentation concise, we will omit some details in the application of Wick's formula when calculating various moments. When the sets  $\{j, h, l\}$  and  $\{j', h', l'\}$  do not intersect, we have

$$\mathbb{E}X_{ij}X_{ih}X_{il}(X_{ij} + X_{ih} + X_{il})X_{ij'}X_{ih'}X_{il'}(X_{ij'} + X_{ih'} + X_{il'}) = O(a^2).$$

Therefore, using the similar argument in bounding  $\mathbb{E}E_i^2$ , we have  $\mathbb{E}V_i^2 = O(a^2)$  under the condition  $p^{-1} \ll |a|$ . This completes the proof.  $\square$

*Proof of Lemma C.6.* First, observe that

$$\widehat{T} - T = \widehat{T} - \mathbb{E}(\widehat{T}|\theta) + \mathbb{E}(\widehat{T}|\theta) - T.$$

According to the proof of Lemma C.2,  $(\mathbb{E}(\widehat{T}|\theta) - T)^2 = O_P\left(\frac{a^6}{p}\right)$  under the condition  $p^{-1} \ll |a|$ .

Next, we calculate the expected variance of  $\widehat{T} - \mathbb{E}(\widehat{T}|\theta)$ . Note that

$$\mathbb{E}\text{Var}(T_i|\theta) = \mathbb{E}T_i^2 - (\mathbb{E}T_i)^2 - \mathbb{E}(\mathbb{E}(\widehat{T}|\theta) - T)^2.$$

The first term is

$$\begin{aligned} \mathbb{E}T_i^2 &= \frac{1}{64\binom{p}{3}^2} \sum_{j<h<l} \sum_{j'<h'<l'} \mathbb{E}X_{ij}^2X_{ih}^2X_{il}^2X_{ij'}^2X_{ih'}^2X_{il'}^2 \\ &\quad + \frac{9}{64\binom{p}{2}^2} \sum_{j<h} \sum_{j'<h'} \mathbb{E}X_{ij}^2X_{ih}^2X_{ij'}^2X_{ih'}^2 \\ &\quad - \frac{6}{64\binom{p}{2}\binom{p}{3}} \sum_{j<h<l} \sum_{j'<h'} \mathbb{E}X_{ij}^2X_{ih}^2X_{il}^2X_{ij'}^2X_{ih'}^2 \\ &\quad + \frac{1}{16\binom{p}{3}} \sum_{j<h<l} \mathbb{E}X_{ij}^2X_{ih}^2X_{il}^2 - \frac{3}{16\binom{p}{2}} \sum_{j<h} \mathbb{E}X_{ij}^2X_{ih}^2 + \frac{1}{16} \end{aligned}$$

The following calculations by Wick's formula are helpful

$$\begin{aligned}
\mathbb{E}X_1^2X_2^2 &= 1 + 2\mathbb{E}\theta_{12}^2, \\
\mathbb{E}X_1^2X_2^2X_3^2 &= 1 + 6\mathbb{E}\theta_{12}^2 + o(a^2), \\
\mathbb{E}X_1^2X_2^2X_3^2X_4^2 &= 1 + 12\mathbb{E}\theta_{12}^2 + o(a^2), \\
\mathbb{E}X_1^2X_2^2X_3^2X_4^2X_5^2 &= 1 + 20\mathbb{E}\theta_{12}^2 + o(a^2), \\
\mathbb{E}X_1^2X_2^2X_3^2X_4^2X_5^2X_6^2 &= 1 + 30\mathbb{E}\theta_{12}^2 + o(a^2).
\end{aligned}$$

Therefore, under the condition  $p^{-1} \ll |a|$ , we have  $\mathbb{E}T_i^2 = (1+o(1))\frac{9}{32}\mathbb{E}\theta_{12}^2$ . Since  $(\mathbb{E}T_i)^2 = O(a^6)$  and  $\mathbb{E}(\mathbb{E}(\hat{T}|\theta) - T)^2 = O(a^6/p)$ , we have  $\mathbb{E}\text{Var}(T_i|\theta) = (1+o(1))\frac{9}{32}\mathbb{E}\theta_{12}^2 \asymp a^2$ . This leads to

$$\mathbb{E}(\hat{T} - \mathbb{E}(\hat{T}|\theta))^2 = \frac{1}{n^2} \sum_{i=1}^n \mathbb{E}\text{Var}(T_i|\theta) \asymp \frac{a^2}{n}.$$

Under the condition  $a^4 = o(p/n)$ ,  $\hat{T} - \mathbb{E}(\hat{T}|\theta)$  is the dominating term of  $\hat{T} - T$ . Thus, the asymptotic distribution of  $\hat{T} - T$  is determined by that of  $\hat{T} - \mathbb{E}(\hat{T}|\theta)$ .

To prove a central limit theorem for  $\hat{T} - \mathbb{E}(\hat{T}|\theta)$ , we need to establish the Lyapunov's condition,

$$\frac{\sum_{i=1}^n \mathbb{E} \left[ (T_i - \mathbb{E}(\hat{T}|\theta))^4 | \theta \right]}{(\sum_{i=1}^n \text{Var}(T_i|\theta))^2} = o_P(1). \quad (\text{C.2})$$

Note that

$$\begin{aligned}
& |\text{Var}(T_i|\theta) - \mathbb{E}\text{Var}(T_i|\theta)|^2 \\
& \leq 3(\mathbb{E}(T_i^2|\theta) - \mathbb{E}T_i^2)^2 + 3((\mathbb{E}(T_i|\theta))^2 - (\mathbb{E}T_i)^2)^2 + 3(\mathbb{E}(\mathbb{E}(\hat{T}|\theta) - T)^2)^2.
\end{aligned}$$

The first term in the above bound can be bounded by  $O_P(a^4/p)$  by using similar analysis as in the proof of previous lemmas. The second and the third term can be bounded by  $O_P(a^{12}/p)$  and  $O_P(a^{12}/p^2)$  by  $\mathbb{E}(\mathbb{E}(\hat{T}|\theta) - T)^2 = O(a^6/p)$ . Since  $\mathbb{E}\text{Var}(T_i|\theta) \asymp a^2$ , we get  $\text{Var}(T_i|\theta) = (1 + o_P(1))\mathbb{E}\text{Var}(T_i|\theta)$ . As a result  $(\sum_{i=1}^n \text{Var}(T_i|\theta))^2 \asymp_P n^2 a^4$ , which serves as a lower bound for the denominator of (C.2).

To bound the numerator of (C.2), it is sufficient to give a bound for  $\mathbb{E}T_i^4$ . Since

$$\mathbb{E} \left( \frac{1}{\binom{p}{3}} \sum_{j < h < l} X_{ij}^2 X_{ih}^2 X_{il}^2 - 1 \right)^4 = O(a^2),$$

and

$$\mathbb{E} \left( \frac{1}{\binom{p}{2}} \sum_{j < h} X_{ij}^2 X_{ih}^2 - 1 \right)^4 = O(a^2),$$

we have  $\mathbb{E}T_i^4 = O(a^2)$ . This implies that Lyapunov's condition holds if  $n^{-1} \ll a^2$ . Therefore,  $\frac{\hat{T} - \mathbb{E}(\hat{T}|\theta)}{\sqrt{\text{Var}(\hat{T}|\theta)}} \rightsquigarrow N(0, 1)$ , which leads to the desired result.  $\square$

### C.3. Proofs of Technical Results

**Proposition C.7.** *Under the same setting of Lemma C.1,*

$$\mathbb{E} \left( \frac{1}{\binom{n}{2}} \sum_{i < j} \eta_{ij} (W_i W_j - (\mathbb{E}W)^2) \right)^2 = O \left( \frac{a^2}{n} \right).$$

*Proof.* Note that

$$W_i W_j - (\mathbb{E}W)^2 = (\mathbb{E}W)(W_i - \mathbb{E}W + W_j - \mathbb{E}W) + (W_i - \mathbb{E}W)(W_j - \mathbb{E}W). \quad (\text{C.3})$$

We observe that the two terms on the right hand side of the above display are uncorrelated. Thus,

$$\begin{aligned} & \mathbb{E} \left( \frac{1}{\binom{n}{2}} \sum_{i < j} \eta_{ij} (W_i W_j - (\mathbb{E}W)^2) \right)^2 \\ &= \mathbb{E} \left( \frac{1}{\binom{n}{2}} \sum_{i < j} \eta_{ij} (\mathbb{E}W)(W_i - \mathbb{E}W + W_j - \mathbb{E}W) \right)^2 \\ & \quad + \mathbb{E} \left( \frac{1}{\binom{n}{2}} \sum_{i < j} \eta_{ij} (W_i - \mathbb{E}W)(W_j - \mathbb{E}W) \right)^2. \end{aligned}$$

Since  $\eta_{ij} = O(a)$  and  $\{\eta_{ij}\}$  are independent of  $\{W_i\}$ , we have

$$\begin{aligned} & \mathbb{E} \left( \frac{1}{\binom{n}{2}} \sum_{i < j} \eta_{ij} (\mathbb{E}W)(W_i - \mathbb{E}W + W_j - \mathbb{E}W) \right)^2 \\ &\leq \mathbb{E} \left( \frac{1}{\binom{n}{2}} \sum_{i \neq j} \eta_{ij} (\mathbb{E}W)(W_i - \mathbb{E}W) \right)^2 \\ &= \frac{1}{\binom{n}{2}^2} \sum_{i=1}^n \mathbb{E} \left( \sum_{\{j: j \neq i\}} \eta_{ij} (\mathbb{E}W) \right)^2 \text{Var}(W_i) \\ &= O \left( \frac{a^2}{n} \right). \end{aligned}$$

For the second term, observe that  $(W_i - \mathbb{E}W)(W_j - \mathbb{E}W)$  and  $(W_{i'} - \mathbb{E}W)(W_{j'} - \mathbb{E}W)$  are uncorrelated if the sets  $\{i, j\}$  and  $\{i', j'\}$  do not intersect. Thus,

$$\begin{aligned} & \mathbb{E} \left( \frac{1}{\binom{n}{2}} \sum_{i < j} \eta_{ij} (W_i - \mathbb{E}W)(W_j - \mathbb{E}W) \right)^2 \\ &= \frac{1}{\binom{n}{2}^2} \sum_{i < j} \mathbb{E} \eta_{ij}^2 \text{Var}(W_i) \text{Var}(W_j) \\ &= O \left( \frac{a^2}{n^2} \right), \end{aligned}$$



which leads to the desired result.  $\square$

**Proposition C.8.** *Under the same setting of Lemma C.1,*

$$\mathbb{E} \left( \frac{1}{\binom{n}{2}} \sum_{i < j} (\mathbb{I}\{Z_i = Z_j\} - \mathbb{P}(Z_i = Z_j)) \right)^2 = O \left( \frac{1}{n} \right).$$

*Proof.* Define  $z_{il} = \mathbb{I}\{Z_i = l\}$ . It is easy to see that  $z_{il} \sim \text{Bernoulli}(k^{-1})$ . Moreover,  $z_{il}$  and  $z_{jl}$  are independent if  $i \neq j$ , which implies  $\mathbb{E}(z_{il}z_{jl}) = (\mathbb{E}z_{il})(\mathbb{E}z_{jl})$ . Then,  $\mathbb{I}\{Z_i = Z_j\} = \sum_{l=1}^k z_{il}z_{jl}$ . Observe the inequality

$$\begin{aligned} & \mathbb{E} \left( \frac{1}{\binom{n}{2}} \sum_{i < j} (\mathbb{I}\{Z_i = Z_j\} - \mathbb{P}(Z_i = Z_j)) \right)^2 \\ & \leq \frac{1}{\binom{n}{2}^2} k \sum_{l=1}^k \left( \sum_{i < j} z_{il}z_{jl} - (\mathbb{E}z_{il})(\mathbb{E}z_{jl}) \right)^2. \end{aligned}$$

Similar to (C.3), we have

$$\begin{aligned} & z_{il}z_{jl} - (\mathbb{E}z_{il})(\mathbb{E}z_{jl}) \\ &= (\mathbb{E}z_{jl})(z_{il} - \mathbb{E}z_{il}) + (\mathbb{E}z_{il})(z_{jl} - (\mathbb{E}z_{jl})) + (z_{il} - \mathbb{E}z_{il})(z_{jl} - (\mathbb{E}z_{jl})) \\ &= k^{-1}(z_{il} - \mathbb{E}z_{il}) + k^{-1}(z_{jl} - (\mathbb{E}z_{jl})) + (z_{il} - \mathbb{E}z_{il})(z_{jl} - (\mathbb{E}z_{jl})). \end{aligned}$$

Therefore,

$$\begin{aligned} & \mathbb{E} \left( \sum_{i < j} z_{il}z_{jl} - (\mathbb{E}z_{il})(\mathbb{E}z_{jl}) \right)^2 \\ & \leq \frac{3}{4} \mathbb{E} \left( \sum_{i \neq j} k^{-1}(z_{il} - \mathbb{E}z_{il}) \right)^2 + \frac{3}{4} \mathbb{E} \left( \sum_{i \neq j} k^{-1}(z_{jl} - \mathbb{E}z_{jl}) \right)^2 \\ & \quad + \frac{3}{4} \mathbb{E} \left( \sum_{i \neq j} (z_{il} - \mathbb{E}z_{il})(z_{jl} - (\mathbb{E}z_{jl})) \right)^2 \\ & = O \left( \frac{n^3}{k^3} + \frac{n^2}{k^2} \right). \end{aligned}$$

Hence,

$$\mathbb{E} \left( \frac{1}{\binom{n}{2}} \sum_{i < j} (\mathbb{I}\{Z_i = Z_j\} - \mathbb{P}(Z_i = Z_j)) \right)^2 = O \left( \frac{1}{nk} \right) = O \left( \frac{1}{n} \right).$$

$\square$

**Proposition C.9.** *Under the same setting of Lemma C.1,*

$$\mathbb{E} \left( \frac{1}{\binom{n}{3}} \sum_{i < j < l} \frac{(W_i^2 W_j W_l - \mathbb{E} W^2 (\mathbb{E} W)^2) \eta_{ij} \eta_{il}}{3} \right. \\ \left. + \frac{(W_j^2 W_i W_l - \mathbb{E} W^2 (\mathbb{E} W)^2) \eta_{ij} \eta_{jl} + (W_l^2 W_j W_i - \mathbb{E} W^2 (\mathbb{E} W)^2) \eta_{jl} \eta_{il}}{3} \right)^2 = O \left( \frac{a^4}{n} \right).$$

*Proof.* It is sufficient to bound

$$\mathbb{E} \left( \frac{1}{\binom{n}{3}} \sum_{i < j < l} (W_i^2 W_j W_l - \mathbb{E} W^2 (\mathbb{E} W)^2) \eta_{ij} \eta_{il} \right)^2. \quad (\text{C.4})$$

Observe the following decomposition

$$\begin{aligned} & W_i^2 W_j W_l - \mathbb{E} W^2 (\mathbb{E} W)^2 \\ &= (\mathbb{E} W)^2 (W_i^2 - \mathbb{E} W^2) + \mathbb{E} W^2 (\mathbb{E} W) (W_j - \mathbb{E} W) + \mathbb{E} W^2 (\mathbb{E} W) (W_l - \mathbb{E} W) \\ &+ (\mathbb{E} W^2) (W_j - \mathbb{E} W) (W_l - \mathbb{E} W) + (\mathbb{E} W) (W_i^2 - \mathbb{E} W^2) (W_j - \mathbb{E} W) \\ &+ (\mathbb{E} W) (W_i^2 - \mathbb{E} W^2) (W_l - \mathbb{E} W) + (W_i^2 - \mathbb{E} W^2) (W_j - \mathbb{E} W) (W_l - \mathbb{E} W). \end{aligned}$$

Let  $\xi_{ijl}$  be an arbitrary array such that  $0 \leq \xi_{ijl} \leq a^2$  for all  $i, j, l$ . Then,

$$\begin{aligned} & \mathbb{E} \left( \sum_{i=1}^n \left( \sum_{\{(j,l): j,l \neq i\}} (\mathbb{E} W)^2 \xi_{ijl} \right) (W_i^2 - \mathbb{E} W^2) \right)^2 = O(n^5 a^4), \\ & \mathbb{E} \left( \sum_{i=1}^n \left( \sum_{\{(j,l): j,l \neq i\}} (\mathbb{E} W) (\mathbb{E} W^2) \xi_{ijl} \right) (W_i - \mathbb{E} W) \right)^2 = O(n^5 a^4), \\ & \mathbb{E} \left( \sum_{i \neq j} \left( \sum_{\{l: l \neq i, j\}} (\mathbb{E} W^2) \xi_{ijl} \right) (W_j - \mathbb{E} W) (W_i - \mathbb{E} W) \right)^2 = O(n^4 a^4), \\ & \mathbb{E} \left( \sum_{i \neq j} \left( \sum_{\{l: l \neq i, j\}} (\mathbb{E} W) \xi_{ijl} \right) (W_j - \mathbb{E} W) (W_i^2 - \mathbb{E} W^2) \right)^2 = O(n^4 a^4), \\ & \mathbb{E} \left( \sum_{i < j < l} \xi_{ijl} (W_i^2 - \mathbb{E} W^2) (W_j - \mathbb{E} W) (W_l - \mathbb{E} W) \right) = O(n^3 a^4). \end{aligned}$$

Therefore, (C.4) is bounded by  $O \left( \frac{a^4}{n} \right)$ . □

**Proposition C.10.** *Under the same setting of Lemma C.1,*

$$\text{Var} \left( \frac{1}{\binom{n}{3}} \sum_{i < j < l} \frac{\eta_{ij} \eta_{il} + \eta_{ij} \eta_{jl} + \eta_{il} \eta_{jl}}{3} \right) = O \left( \frac{a^4}{n} \right).$$

*Proof.* We first give a very general result. Define  $z_{ih} = \mathbb{I}\{Z_i = h\} \sim \text{Bernoulli}(k^{-1})$ . Let  $H$  be a subset of  $[k]^3$ . Then,

$$\mathbb{E} \left( \sum_{i < j < l} \sum_{(h_1, h_2, h_3) \in H} (z_{ih_1} z_{jh_2} z_{lh_3} - \mathbb{E} z_{ih_1} \mathbb{E} z_{jh_2} \mathbb{E} z_{lh_3}) \right)^2 \quad (\text{C.5})$$

$$\leq |H| \sum_{(h_1, h_2, h_3) \in H} \mathbb{E} \left( \sum_{i < j < l} (z_{ih_1} z_{jh_2} z_{lh_3} - \mathbb{E} z_{ih_1} \mathbb{E} z_{jh_2} \mathbb{E} z_{lh_3}) \right)^2. \quad (\text{C.6})$$

We observe the decomposition,

$$\begin{aligned} & z_{ih_1} z_{jh_2} z_{lh_3} - \mathbb{E} z_{ih_1} \mathbb{E} z_{jh_2} \mathbb{E} z_{lh_3} \\ = & k^{-2}(z_{ih_1} - k^{-1}) + k^{-2}(z_{jh_2} - k^{-1}) + k^{-2}(z_{lh_3} - k^{-1}) \\ & + k^{-1}(z_{ih_1} - k^{-1})(z_{jh_2} - k^{-1}) + k^{-1}(z_{ih_1} - k^{-1})(z_{lh_3} - k^{-1}) + k^{-1}(z_{jh_2} - k^{-1})(z_{lh_3} - k^{-1}) \\ & + (z_{ih_1} - k^{-1})(z_{jh_2} - k^{-1})(z_{lh_3} - k^{-1}). \end{aligned}$$

It is not hard to see

$$\begin{aligned} \mathbb{E} \left( \sum_{i < j < l} k^{-2}(z_{ih_1} - k^{-1}) \right)^2 &= O \left( \frac{n^5}{k^5} \right), \\ \mathbb{E} \left( \sum_{i < j < l} k^{-1}(z_{ih_1} - k^{-1})(z_{jh_2} - k^{-1}) \right)^2 &= O \left( \frac{n^4}{k^4} \right), \\ \mathbb{E} \left( \sum_{i < j < l} (z_{ih_1} - k^{-1})(z_{jh_2} - k^{-1})(z_{lh_3} - k^{-1}) \right)^2 &= O \left( \frac{n^3}{k^3} \right). \end{aligned}$$

By the inequality (C.6),

$$\mathbb{E} \left( \sum_{i < j < l} \sum_{(h_1, h_2, h_3) \in H} (z_{ih_1} z_{jh_2} z_{lh_3} - \mathbb{E} z_{ih_1} \mathbb{E} z_{jh_2} \mathbb{E} z_{lh_3}) \right)^2 = O \left( |H|^2 \frac{n^5}{k^5} \right). \quad (\text{C.7})$$

Now we derive a bound for

$$\text{Var} \left( \frac{1}{\binom{n}{3}} \sum_{i < j < l} \eta_{ij} \eta_{il} \right).$$

By the definition of  $\eta_{ij}$ ,

$$\begin{aligned} \text{Var} \left( \frac{1}{\binom{n}{3}} \sum_{i < j < l} \eta_{ij} \eta_{il} \right) &\leq O(a^4) \text{Var} \left( \frac{1}{\binom{n}{3}} \sum_{i < j < l} \mathbb{I}\{Z_i = Z_j = Z_l\} \right) \\ &\quad + O(a^2 b^2) \text{Var} \left( \frac{1}{\binom{n}{3}} \sum_{i < j < l} \mathbb{I}\{Z_j = Z_i \neq Z_l\} \right) \\ &\quad + O(a^2 b^2) \text{Var} \left( \frac{1}{\binom{n}{3}} \sum_{i < j < l} \mathbb{I}\{Z_j \neq Z_i = Z_l\} \right) \\ &\quad + O(b^4) \text{Var} \left( \frac{1}{\binom{n}{3}} \sum_{i < j < l} \mathbb{I}\{Z_j \neq Z_i \neq Z_l\} \right), \end{aligned}$$

The four terms above are all special cases of (C.5). For example,  $\mathbb{I}\{Z_j = Z_i \neq Z_l\}$  can be written as

$$\sum_{(h_1, h_2, h_3) \in H} z_{ih_1} z_{jh_2} z_{lh_3}, \quad (\text{C.8})$$

where  $H = \{(h_1, h_2, h_3) \in [k]^3 : h_1 = h_2 = h_3\}$  and  $|H| = k$ . The indicator  $\mathbb{I}\{Z_j = Z_i \neq Z_l\}$  can be written as (C.8) with an  $H$  such that  $|H| = O(k^2)$ . The indicator  $\mathbb{I}\{Z_j \neq Z_i = Z_l\}$  can also be written as (C.8) with an  $H$  such that  $|H| = O(k^2)$ . Finally, note that

$$\begin{aligned} \mathbb{I}\{Z_j \neq Z_i \neq Z_l\} &= 1 - \mathbb{I}\{Z_i = Z_j = Z_l\} - \mathbb{I}\{Z_i \neq Z_j = Z_l\} \\ &\quad - \mathbb{I}\{Z_j = Z_i \neq Z_l\}. \end{aligned}$$

Thus, the variance of  $\frac{1}{\binom{n}{3}} \sum_{i < j < l} \mathbb{I}\{Z_j \neq Z_i \neq Z_l\}$  can be further decomposed according to the above equality. Each term in the decomposition can be represented by (C.8) with an  $H$  such that  $|H| = O(k^2)$ . Hence, we obtain

$$\text{Var} \left( \frac{1}{\binom{n}{3}} \sum_{i < j < l} \eta_{ij} \eta_{il} \right) = O \left( \frac{a^4}{nk} \right) = O \left( \frac{a^4}{n} \right).$$

This completes the proof.  $\square$

**Proposition C.11.** *Under the same setting of Lemma C.2,*

$$\mathbb{E} \left( \frac{1}{\binom{n}{3}} \sum_{i < j < l} \eta_{ij} \eta_{jl} \eta_{il} (W_i^2 W_j^2 W_l^2 - (\mathbb{E} W^2)^3) \right)^2 = O \left( \frac{a^6}{n} \right).$$

*Proof.* Observe the decomposition

$$\begin{aligned} &W_i^2 W_j^2 W_l^2 - (\mathbb{E} W^2)^3 \\ &= (\mathbb{E} W^2)^2 (W_i^2 - \mathbb{E} W^2) + (\mathbb{E} W^2)^2 (W_j^2 - \mathbb{E} W^2) + (\mathbb{E} W^2)^2 (W_l^2 - \mathbb{E} W^2) \\ &\quad + (\mathbb{E} W^2) (W_i^2 - \mathbb{E} W^2) (W_j^2 - \mathbb{E} W^2) + (\mathbb{E} W^2) (W_i^2 - \mathbb{E} W^2) (W_l^2 - \mathbb{E} W^2) \\ &\quad + (\mathbb{E} W^2) (W_l^2 - \mathbb{E} W^2) (W_j^2 - \mathbb{E} W^2) + (W_i^2 - \mathbb{E} W^2) (W_j^2 - \mathbb{E} W^2) (W_l^2 - \mathbb{E} W^2). \end{aligned}$$

Let  $\xi_{ijl}$  be an arbitrary array such that  $0 \leq \xi_{ijl} \leq a^3$  for all  $i, j, l$ . Then,

$$\begin{aligned} \mathbb{E} \left( \sum_{i=1}^n \left( \sum_{\{(j,l): j,l \neq i\}} (\mathbb{E}W^2)^2 \xi_{ijl} \right) (W_i^2 - \mathbb{E}W^2) \right)^2 &= O(n^5 a^6), \\ \mathbb{E} \left( \sum_{i \neq j} \left( \sum_{\{l: l \neq i, j\}} (\mathbb{E}W^2) \xi_{ijl} \right) (W_j^2 - \mathbb{E}W^2)(W_i^2 - \mathbb{E}W^2) \right)^2 &= O(n^4 a^6), \\ \mathbb{E} \left( \sum_{i < j < l} \xi_{ijl} (W_i^2 - \mathbb{E}W^2)(W_j^2 - \mathbb{E}W^2)(W_l^2 - \mathbb{E}W^2) \right)^2 &= O(n^3 a^6). \end{aligned}$$

Therefore, we obtain the bound  $O\left(\frac{a^6}{n}\right)$ . □

**Proposition C.12.** *Under the same setting of Lemma C.2,*

$$\text{Var} \left( \frac{1}{\binom{n}{3}} \sum_{i < j < l} \eta_{ij} \eta_{jl} \eta_{il} \right) = O\left(\frac{a^6}{n}\right).$$

*Proof.* Since

$$\begin{aligned} \eta_{ij} \eta_{il} \eta_{jl} &= (a\mathbb{I}\{Z_i = Z_j\} + b\mathbb{I}\{Z_i \neq Z_j\}) \\ &\quad \times (a\mathbb{I}\{Z_i = Z_l\} + b\mathbb{I}\{Z_i \neq Z_l\}) \\ &\quad \times (a\mathbb{I}\{Z_l = Z_j\} + b\mathbb{I}\{Z_l \neq Z_j\}), \end{aligned}$$

it can be expanded as

$$\eta_{ij} \eta_{il} \eta_{jl} = \sum_{t=1}^8 \xi_t \sum_{(h_1, h_2, h_3) \in H_t} z_{ih_1} z_{jh_2} z_{lh_3},$$

where each  $\xi_t$  takes value in  $\{a^3, a^2b, ab^2, b^3\}$ . For each  $t \in [7]$ ,  $|H_t| = O(k^2)$ , and thus

$$\text{Var} \left( \sum_{i < j < l} \sum_{(h_1, h_2, h_3) \in H_t} z_{ih_1} z_{jh_2} z_{lh_3} \right) = O\left(\frac{n^5}{k}\right), \quad (\text{C.9})$$

by (C.7). For  $H_8$ , we have

$$\begin{aligned} \sum_{(h_1, h_2, h_3) \in H_8} z_{ih_1} z_{jh_2} z_{lh_3} &= \mathbb{I}\{Z_i \neq Z_j \neq Z_l \neq Z_i\} \\ &= 1 - \mathbb{I}\{Z_i = Z_j = Z_l\} - \mathbb{I}\{Z_i \neq Z_j = Z_l\} \\ &\quad - \mathbb{I}\{Z_j = Z_i \neq Z_l\} - \mathbb{I}\{Z_i = Z_j \neq Z_l\}. \end{aligned}$$

Thus, the variance of  $\frac{1}{\binom{n}{3}} \sum_{i < j < l} \mathbb{I}\{Z_j \neq Z_i \neq Z_l \neq Z_j\}$  can be further decomposed according to the above equality. Each term in the decomposition can be represented by (C.8) with an  $H$  such that  $|H| = O(k^2)$ . Therefore, (C.9) also holds for  $t = 8$ . Finally, we have the result

$$\text{Var} \left( \frac{1}{\binom{n}{3}} \sum_{i < j < l} \eta_{ij} \eta_{il} \eta_{jl} \right) = O \left( \frac{a^6}{nk} \right) = O \left( \frac{a^6}{n} \right).$$

This completes the proof.  $\square$

**Proposition C.13.** *Under the same settings of Lemma C.3 and Lemma C.4,*

$$\begin{aligned} \mathbb{E} \left( \sum_{i < j} \left( A_{0i} A_{0j} - \left( \frac{rp}{k} \right)^2 \right) \right)^2 &= O \left( \left( \frac{nrp}{k} \right)^3 \right), \\ \mathbb{E} \left( \sum_{i < j < l} \left( A_{0i} A_{0j} A_{0l} - \left( \frac{rp}{k} \right)^3 \right) \right)^2 &= O \left( \left( \frac{nrp}{k} \right)^5 \right). \end{aligned}$$

*Proof.* The proof is similar to those of Proposition C.7 and Proposition C.11. Similar to the argument in the proof of Proposition C.7, to bound  $\mathbb{E} \left( \sum_{i < j} \left( A_{0i} A_{0j} - \left( \frac{rp}{k} \right)^2 \right) \right)^2$ , it is sufficient to bound

$$\mathbb{E} \left( \sum_{i \neq j} \frac{rp}{k} \left( A_{0i} - \frac{rp}{k} \right) \right)^2,$$

and

$$\mathbb{E} \left( \sum_{i \neq j} \left( A_{0i} - \frac{rp}{k} \right) \left( A_{0j} - \frac{rp}{k} \right) \right)^2.$$

By the fact that  $A_{0i} \sim \text{Bernoulli} \left( \frac{rp}{k} \right)$ , the above two terms can be bounded by  $O \left( \left( \frac{nrp}{k} \right)^3 \right)$  and  $O \left( \left( \frac{nrp}{k} \right)^2 \right)$ , respectively. Therefore,

$$\mathbb{E} \left( \sum_{i < j} \left( A_{0i} A_{0j} - \left( \frac{rp}{k} \right)^2 \right) \right)^2 = O \left( \left( \frac{nrp}{k} \right)^3 \right),$$

if  $\frac{nrp}{k} > 1$ .

Similar to the argument in the proof of Proposition C.11, to bound  $\mathbb{E} \left( \sum_{i < j < l} \left( A_{0i} A_{0j} A_{0l} - \left( \frac{rp}{k} \right)^3 \right) \right)^2$ , it is sufficient to bound

$$\mathbb{E} \left( \sum_{i=1}^n \left( \sum_{\{(j,l): j,l \neq i\}} \left( \frac{rp}{k} \right)^2 \right) \left( A_{0i} - \frac{rp}{k} \right) \right)^2,$$

$$\mathbb{E} \left( \sum_{i \neq j} \left( \sum_{\{l: l \neq i, j\}} \frac{rp}{k} \right) \left( A_{0i} - \frac{rp}{k} \right) \left( A_{0j} - \frac{rp}{k} \right) \right)^2,$$

$$\mathbb{E} \left( \sum_{i < j < l} \left( A_{0i} - \frac{rp}{k} \right) \left( A_{0j} - \frac{rp}{k} \right) \left( A_{0l} - \frac{rp}{k} \right) \right).$$

The three terms above can be bounded by  $O\left(\left(\frac{nrp}{k}\right)^5\right)$ ,  $O\left(\left(\frac{nrp}{k}\right)^4\right)$  and  $O\left(\left(\frac{nrp}{k}\right)^3\right)$ , respectively. Under the condition  $\frac{nrp}{k} > 1$ , we have

$$\mathbb{E} \left( \sum_{i < j < l} \left( A_{0i} A_{0j} A_{0l} - \left(\frac{rp}{k}\right)^3 \right) \right)^2 = O\left(\left(\frac{nrp}{k}\right)^5\right).$$

□

**Proposition C.14.** *Under the same setting of Lemma C.3,*

$$\mathbb{E} \left( \sum_{1 \leq i < j \leq n} \tilde{\eta}_{ij} (W_i W_j - (\mathbb{E}W)^2) \right)^2 = O(a^2 r^3 n^3 / k^3).$$

*Proof.* We use the notation  $R_i = \mathbb{I}\{Z_i \in \mathcal{R}\} \sim \text{Bernoulli}\left(\frac{r}{k}\right)$ . Then,  $\tilde{\eta}_{ij} = \eta_{ij} R_i R_j$ . It is sufficient to bound the following two terms,

$$a^2 \mathbb{E} \left( \sum_{i < j} \mathbb{I}\{Z_i = Z_j\} R_i R_j (W_i W_j - (\mathbb{E}W)^2) \right)^2, \quad (\text{C.10})$$

and

$$b^2 \mathbb{E} \left( \sum_{i < j} \mathbb{I}\{Z_i \neq Z_j\} R_i R_j (W_i W_j - (\mathbb{E}W)^2) \right)^2, \quad (\text{C.11})$$

Note that  $\mathbb{I}\{Z_i \neq Z_j\} = 1 - \mathbb{I}\{Z_i = Z_j\}$ , (C.11) can be further bounded by the sum of the following two terms,

$$2b^2 \mathbb{E} \left( \sum_{i < j} R_i R_j (W_i W_j - (\mathbb{E}W)^2) \right)^2, \quad (\text{C.12})$$

$$2b^2 \mathbb{E} \left( \sum_{i < j} \mathbb{I}\{Z_i = Z_j\} R_i R_j (W_i W_j - (\mathbb{E}W)^2) \right)^2. \quad (\text{C.13})$$

Define  $\tilde{z}_{ih} = \mathbb{I}\{Z_i = h, Z_i \in \mathcal{R}\} = z_{ih} R_i \sim \text{Bernoulli}(\mathbb{E}\tilde{z}_{ih})$ , with  $\mathbb{E}\tilde{z}_{ih} = k^{-1}$  if  $h \in \mathcal{R} = [r]$ ,

and  $\mathbb{E}\tilde{z}_{ih} = 0$ , otherwise. To bound (C.10), we have

$$\begin{aligned}
& a^2 \mathbb{E} \left( \sum_{i < j} \mathbb{I}\{Z_i = Z_j\} R_i R_j (W_i W_j - (\mathbb{E}W)^2) \right)^2 \\
&= a^2 \mathbb{E} \left( \sum_{i < j} \sum_{h=1}^r \tilde{z}_{ih} \tilde{z}_{jh} (W_i W_j - (\mathbb{E}W)^2) \right)^2 \\
&\leq a^2 r \sum_{h=1}^r \mathbb{E} \left( \sum_{i < j} \tilde{z}_{ih} \tilde{z}_{jh} (W_i W_j - (\mathbb{E}W)^2) \right)^2.
\end{aligned}$$

Similarly (C.13) can be bounded by

$$2b^2 r \sum_{h=1}^r \mathbb{E} \left( \sum_{i < j} \tilde{z}_{ih} \tilde{z}_{jh} (W_i W_j - (\mathbb{E}W)^2) \right)^2.$$

Therefore, it is essential to bound  $\mathbb{E} \left( \sum_{i < j} \tilde{z}_{ih} \tilde{z}_{jh} (W_i W_j - (\mathbb{E}W)^2) \right)^2$  for  $h \in [r]$ . Observe the decomposition

$$\begin{aligned}
& \mathbb{E} \left( \sum_{i < j} \tilde{z}_{ih} \tilde{z}_{jh} (W_i W_j - (\mathbb{E}W)^2) \right)^2 \\
&= \mathbb{E} \left( \sum_{i < j} (\tilde{z}_{ih} \tilde{z}_{jh} - k^{-2}) (W_i W_j - (\mathbb{E}W)^2) \right)^2 + \mathbb{E} \left( \sum_{i < j} k^{-2} (W_i W_j - (\mathbb{E}W)^2) \right)^2,
\end{aligned}$$

where the second term in the above decomposition can be bounded as  $O(n^3 k^{-4})$ . For the first term,  $W_i W_j - (\mathbb{E}W)^2$  can be decomposed as what we have done in the proof of Proposition C.7. We have a similar decomposition for  $\tilde{z}_{ih} \tilde{z}_{jh} - k^{-2}$ . As a result, the product  $(\tilde{z}_{ih} \tilde{z}_{jh} - k^{-2}) (W_i W_j - (\mathbb{E}W)^2)$  has the decomposition

$$\begin{aligned}
& (\tilde{z}_{ih} \tilde{z}_{jh} - k^{-2}) (W_i W_j - (\mathbb{E}W)^2) \\
&= ((\mathbb{E}W)(W_i - \mathbb{E}W + W_j - \mathbb{E}W) + (W_i - \mathbb{E}W)(W_j - \mathbb{E}W)) \\
&\quad \times (k^{-1}(\tilde{z}_{il} - \mathbb{E}\tilde{z}_{il}) + k^{-1}(\tilde{z}_{jl} - \mathbb{E}\tilde{z}_{jl})) + (\tilde{z}_{il} - \mathbb{E}\tilde{z}_{il})(\tilde{z}_{jl} - \mathbb{E}\tilde{z}_{jl}) \\
&= (\mathbb{E}W)k^{-1}(W_i - \mathbb{E}W)(\tilde{z}_{il} - \mathbb{E}\tilde{z}_{il}) + (\mathbb{E}W)k^{-1}(W_j - \mathbb{E}W)(\tilde{z}_{jl} - \mathbb{E}\tilde{z}_{jl}) + \dots.
\end{aligned}$$

We highlight the first two terms in the above expansion, and we only analyze the first term. The effects of other terms are negligible. We have

$$\mathbb{E} \left( \sum_{i < j} (\mathbb{E}W)k^{-1}(W_i - \mathbb{E}W)(\tilde{z}_{il} - \mathbb{E}\tilde{z}_{il}) \right)^2 = O \left( \left( \frac{n}{k} \right)^3 \right).$$



Thus,  $\mathbb{E} \left( \sum_{i < j} \tilde{z}_{ih} \tilde{z}_{jh} (W_i W_j - (\mathbb{E} W)^2) \right)^2 = O \left( \left( \frac{n}{k} \right)^3 \right)$ , and both (C.10) and (C.13) can be bounded by  $O \left( a^2 r^2 \left( \frac{n}{k} \right)^3 \right)$ .

Finally, we still need to bound (C.12). Using a similar argument that replaces  $\tilde{z}_{ih}$  by  $R_i$ , we can bound this term by  $O(a^2 r^3 n^3 / k^3)$ .  $\square$

**Proposition C.15.** *Under the same setting of Lemma C.3,*

$$\mathbb{E} \left( \sum_{i < j < l} \frac{(W_i^2 W_j W_l - \mathbb{E} W^2 (\mathbb{E} W)^2) \tilde{\eta}_{ij} \tilde{\eta}_{il}}{3} + \frac{(W_j^2 W_i W_l - \mathbb{E} W^2 (\mathbb{E} W)^2) \tilde{\eta}_{ij} \tilde{\eta}_{jl} + (W_l^2 W_j W_i - \mathbb{E} W^2 (\mathbb{E} W)^2) \tilde{\eta}_{jl} \tilde{\eta}_{il}}{3} \right)^2 = O(a^4 r^5 n^5 k^{-5}).$$

*Proof.* It is sufficient to bound  $\mathbb{E} \left( \sum_{i < j < l} (W_i^2 W_j W_l - \mathbb{E} W^2 (\mathbb{E} W)^2) \tilde{\eta}_{ij} \tilde{\eta}_{il} \right)^2$ . Recall the notations  $R_i$ ,  $z_{ih}$  and  $\tilde{z}_{ih}$  in previous proofs. First, we realize that  $\eta_{ij} \eta_{jl}$  can be decomposed into four terms. For example, the first term is  $a^2 \mathbb{I}\{Z_i = Z_j = Z_l\}$ . Then,  $\mathbb{I}\{Z_i = Z_j = Z_l\} R_i R_j R_l$  can be written as

$$\sum_{(h_1, h_2, h_3) \in H} \tilde{z}_{ih_1} \tilde{z}_{jh_2} \tilde{z}_{lh_3}, \quad (\text{C.14})$$

for some  $H$ . This is also the case for  $\mathbb{I}\{Z_i \neq Z_j = Z_l\} R_i R_j R_l$  and  $\mathbb{I}\{Z_i = Z_j \neq Z_l\} R_i R_j R_l$ . Each of the three terms can be represented as (C.14) with some  $H$  such that  $|H| \leq r^2$ . The last term  $\mathbb{I}\{Z_i \neq Z_j \neq Z_l\}$  can be analyzed by the relation  $1 - \mathbb{I}\{Z_i = Z_j = Z_l\} - \mathbb{I}\{Z_i = Z_j \neq Z_l\} - \mathbb{I}\{Z_i \neq Z_j = Z_l\}$ . Therefore, the following two terms determine the order of the bound,

$$O(a^4) |H| \sum_{(h_1, h_2, h_3) \in H} \mathbb{E} \left( \sum_{i < j < l} \tilde{z}_{ih_1} \tilde{z}_{jh_2} \tilde{z}_{lh_3} (W_i^2 W_j W_l - (\mathbb{E} W^2)(\mathbb{E} W)^2) \right)^2, \quad (\text{C.15})$$

$$O(a^4) \mathbb{E} \left( \sum_{i < j < l} R_i R_j R_l (W_i^2 W_j W_l - (\mathbb{E} W^2)(\mathbb{E} W)^2) \right)^2. \quad (\text{C.16})$$

We analyze  $\mathbb{E} \left( \sum_{i < j < l} \tilde{z}_{ih_1} \tilde{z}_{jh_2} \tilde{z}_{lh_3} (W_i^2 W_j W_l - (\mathbb{E} W^2)(\mathbb{E} W)^2) \right)^2$ . It can be further decomposed into the following two terms,

$$\mathbb{E} \left( \sum_{i < j < l} k^{-3} (W_i^2 W_j W_l - (\mathbb{E} W^2)(\mathbb{E} W)^2) \right)^2, \\ \mathbb{E} \left( \sum_{i < j < l} (\tilde{z}_{ih_1} \tilde{z}_{jh_2} \tilde{z}_{lh_3} - k^{-3}) (W_i^2 W_j W_l - (\mathbb{E} W^2)(\mathbb{E} W)^2) \right)^2,$$

where the first term can be bounded using the same argument in the proof of Proposition C.9, which leads to the order  $O(n^5 k^{-6})$ . The detailed analysis of the second term is lengthy. The idea is to study the expansion

$$\begin{aligned} & (\tilde{z}_{ih_1} \tilde{z}_{jh_2} \tilde{z}_{lh_3} - k^{-3}) (W_i^2 W_j W_l - (\mathbb{E}W^2)(\mathbb{E}W)^2) \\ &= k^{-2} (\mathbb{E}W)^2 (\tilde{z}_{ih_1} - k^{-1}) (W_i^2 - (\mathbb{E}W^2)) + \dots \end{aligned}$$

We only highlight the first term in the expansion. Its contribution is through

$$\mathbb{E} \left( \sum_{i < j < l} k^{-2} (\mathbb{E}W)^2 (\tilde{z}_{ih_1} - k^{-1}) (W_i^2 - (\mathbb{E}W^2)) \right)^2 = O(n^5 k^{-5}).$$

One can similarly analyze each term in the expansion, and the overall bound is of order  $O(n^5 k^{-5})$ . The same analysis also applies to  $\mathbb{E} \left( \sum_{i < j < l} R_i R_j R_l (W_i^2 W_j W_l - (\mathbb{E}W^2)(\mathbb{E}W)^2) \right)^2$ . The only difference is that  $R_i \sim \text{Bernoulli}(r/k)$  compared with  $\tilde{z}_{ih} \sim \text{Bernoulli}(k^{-1})$ . Therefore, we can obtain a bound of order  $O(n^5 (r/k)^5)$ . Finally, these bounds imply that (C.15) and (C.16) have bounds  $O(a^4 r^4 n^5 k^{-5})$  and  $O(a^4 r^5 n^5 k^{-5})$ , respectively. The proof is complete by realizing that  $O(a^4 r^5 n^5 k^{-5})$  is the dominating order.  $\square$

**Proposition C.16.** *Under the same setting of Lemma C.4,*

$$\mathbb{E} \left( \sum_{i < j < l} \tilde{\eta}_{ij} \tilde{\eta}_{jl} \tilde{\eta}_{il} (W_i^2 W_j^2 W_l^2 - (\mathbb{E}W^2)^3) \right)^2 = O(a^6 r^5 n^5 k^{-5}).$$

*Proof.* This proof is very similar to that of Proposition C.15. Similar to the arguments used there, we also need to analyze two terms that are analogous to (C.15) and (C.16). These two corresponding terms are

$$\begin{aligned} & O(a^6) |H| \sum_{(h_1, h_2, h_3) \in H} \mathbb{E} \left( \sum_{i < j < l} \tilde{z}_{ih_1} \tilde{z}_{jh_2} \tilde{z}_{lh_3} (W_i W_j W_l - (\mathbb{E}W)^3) \right)^2, \\ & O(a^6) \mathbb{E} \left( \sum_{i < j < l} R_i R_j R_l (W_i W_j W_l - (\mathbb{E}W)^3) \right)^2. \end{aligned}$$

These two terms can be analyzed in the exactly same way as those for (C.15) and (C.16). They can be bounded by  $O(a^6 r^4 n^5 k^{-5})$  and  $O(a^6 r^5 n^5 k^{-5})$ , respectively. Therefore,  $O(a^6 r^5 n^5 k^{-5})$  is the overall bound.  $\square$

**Proposition C.17.** *Under the same condition of Lemma C.3,*

$$\mathbb{E} \left( \sum_{i < j} \tilde{A}_{ij} (S_i S_j - p^2) \right)^2 = O \left( a^2 \left( \frac{npr}{k} \right)^3 \right).$$

*Proof.* We decompose  $\tilde{A}_{ij}$  as the sum of  $\tilde{A}_{ij} - \tilde{\theta}_{ij}$  and  $\tilde{\theta}_{ij}$ . Then,

$$\begin{aligned} & \mathbb{E} \left( \sum_{i < j} (\tilde{A}_{ij} - \tilde{\theta}_{ij})(S_i S_j - p^2) \right)^2 \\ & \leq \sum_{i < j} \mathbb{E}[(S_i S_j - p^2)^2 \tilde{\theta}_{ij}] \\ & = O \left( a \left( \frac{npr}{k} \right)^2 \right). \end{aligned}$$

Next, we study  $\mathbb{E} \left( \sum_{i < j} \tilde{\theta}_{ij}(S_i S_j - p^2) \right)^2$ , where  $\tilde{\theta}_{ij} = \eta_{ij} W_i W_j R_i R_j$ . With the same argument used in the proof of Proposition C.14, it is sufficient to bound the following two terms,

$$O(a^2) r \sum_{h=1}^r \mathbb{E} \left( \sum_{i < j} \tilde{z}_{ih} \tilde{z}_{jh} W_i W_j (S_i S_j - p^2) \right)^2, \quad (\text{C.17})$$

$$O(a^2) \mathbb{E} \left( \sum_{i < j} R_i R_j W_i W_j (S_i S_j - p^2) \right)^2. \quad (\text{C.18})$$

We use the notation  $\tilde{z}_{ih} W_i = \bar{z}_{ih}$  and  $R_i W_i = \bar{R}_i$ . Then,  $\mathbb{E} \tilde{z}_{ih} = O(k^{-1})$ ,  $\text{Var}(\tilde{z}_{ih}) = O(k^{-1})$ ,  $\mathbb{E} \bar{R}_i = O(r/k)$  and  $\text{Var}(\bar{R}_i) = O(r/k)$ . Then, (C.17) and (C.18) are of the same forms that we have already analyzed in the proof of Proposition C.14. Here, we have  $\bar{z}_{ih}, S_i, p, \bar{R}_i$  instead of  $\tilde{z}_{ih}, W_i, \mathbb{E} W, R_i$  in the proof of Proposition C.14. Using the same argument there, both (C.17) and (C.18) can be bounded by  $O \left( a^2 \left( \frac{npr}{k} \right)^3 \right)$ , when  $npr/k > 1$ . Finally, when  $npra/k > 1$ , we have  $\mathbb{E} \left( \sum_{i < j} \tilde{A}_{ij}(S_i S_j - p^2) \right)^2 = O \left( a^2 \left( \frac{npr}{k} \right)^3 \right)$ .  $\square$

**Proposition C.18.** *Under the same setting of Lemma C.3,*

$$\mathbb{E} \left( \sum_{i < j < l} (\tilde{A}_{ij} \tilde{A}_{il} + \tilde{A}_{ij} \tilde{A}_{jl} + \tilde{A}_{jl} \tilde{A}_{il})(S_i S_j S_l - p^3) \right)^2 = O \left( a^4 \left( \frac{npr}{k} \right)^5 \right).$$

*Proof.* We analyze  $\mathbb{E} \left( \sum_{i < j < l} \tilde{A}_{ij} \tilde{A}_{il}(S_i S_j S_l - p^3) \right)^2$ . Decompose  $\tilde{A}_{ij} \tilde{A}_{il}$  as the sum of  $\tilde{A}_{ij} \tilde{A}_{il} - \tilde{\theta}_{ij} \tilde{\theta}_{il}$  and  $\tilde{\theta}_{ij} \tilde{\theta}_{il}$ , and we first analyze  $\mathbb{E} \left( \sum_{i < j < l} (\tilde{A}_{ij} \tilde{A}_{il} - \tilde{\theta}_{ij} \tilde{\theta}_{il})(S_i S_j S_l - p^3) \right)^2$ . Use the decomposition

$$\tilde{A}_{ij} \tilde{A}_{il} - \tilde{\theta}_{ij} \tilde{\theta}_{il} = \tilde{\theta}_{il}(\tilde{A}_{ij} - \tilde{\theta}_{ij}) + \tilde{\theta}_{ij}(\tilde{A}_{il} - \tilde{\theta}_{il}) + (\tilde{A}_{ij} - \tilde{\theta}_{ij})(\tilde{A}_{il} - \tilde{\theta}_{il}).$$

Then, we have

$$\begin{aligned}
& \mathbb{E} \left( \sum_{i < j, l \neq i, j} \tilde{\theta}_{il} (\tilde{A}_{ij} - \tilde{\theta}_{ij}) (S_i S_j S_l - p^3) \right)^2 \\
&= \mathbb{E} \left( \sum_{i < j} \left( \sum_{\{l: l \neq i, j\}} \tilde{\theta}_{il} (S_i S_j S_l - p^3) \right) (\tilde{A}_{ij} - \tilde{\theta}_{ij}) \right)^2 \\
&\leq \sum_{i < j} \mathbb{E} \left( \sum_{\{l: l \neq i, j\}} \tilde{\theta}_{il} (S_i S_j S_l - p^3) \right)^2 \tilde{\theta}_{ij} \\
&= \sum_{i < j} \mathbb{E} \left( \sum_{\{l: l \neq i, j\}} \tilde{\theta}_{il} (S_i S_j S_l - S_i S_j p) \right)^2 \tilde{\theta}_{ij} + \sum_{i < j} \mathbb{E} \left( \sum_{\{l: l \neq i, j\}} \tilde{\theta}_{il} (S_i S_j p - p^3) \right)^2 \tilde{\theta}_{ij} \\
&\leq \sum_{i < j} \sum_{\{l: l \neq i, j\}} \mathbb{E} \tilde{\theta}_{il}^2 \tilde{\theta}_{ij} S_i S_j p + \sum_{i < j} n^2 p^2 \mathbb{E} \tilde{\theta}_{il}^2 \tilde{\theta}_{ij} (S_i S_j - p^2)^2 \\
&= O \left( \left( \frac{anpr}{k} \right)^3 \right),
\end{aligned}$$

and

$$\begin{aligned}
& \mathbb{E} \left( \sum_{i < j < l} (\tilde{A}_{ij} - \tilde{\theta}_{ij}) (\tilde{A}_{il} - \tilde{\theta}_{il}) (S_i S_j S_l - p^3) \right)^2 \\
&\leq \sum_{i < j < l} \mathbb{E} (S_i S_j S_l - p^3)^2 \tilde{\theta}_{ij} \tilde{\theta}_{il} \\
&= O \left( a^2 \left( \frac{npr}{k} \right)^3 \right).
\end{aligned}$$

Therefore,

$$\mathbb{E} \left( \sum_{i < j < l} (\tilde{A}_{ij} \tilde{A}_{il} - \tilde{\theta}_{ij} \tilde{\theta}_{il}) (S_i S_j S_l - p^3) \right)^2 = O \left( a^2 \left( \frac{npr}{k} \right)^3 \right).$$

Next, we study  $\mathbb{E} \left( \sum_{i < j < l} \tilde{\theta}_{ij} \tilde{\theta}_{il} (S_i S_j S_l - p^3) \right)^2$ . Note that  $\tilde{\theta}_{ij} \tilde{\theta}_{il} = \eta_{ij} \eta_{il} W_i^2 W_j W_l R_i R_j R_l$ . With the same argument used in the proof of Proposition C.15, it is sufficient to bound the following two terms,

$$O(a^4) |H| \sum_{(h_1, h_2, h_3) \in H} \mathbb{E} \left( \sum_{i < j < l} \tilde{z}_{ih_1} \tilde{z}_{jh_2} W_i^2 W_j W_l \tilde{z}_{lh_3} (S_i S_j S_l - p^3) \right)^2, \quad (\text{C.19})$$

$$O(a^4) \mathbb{E} \left( \sum_{i < j < l} R_i R_j R_l W_i^2 W_j W_l (S_i S_j S_l - p^3) \right)^2. \quad (\text{C.20})$$

We use the notation  $\tilde{z}_{ih}W_i = \bar{z}_{ih}$  and  $R_iW_i = \bar{R}_i$ , (C.19) and (C.20) are of the same forms that we have already analyzed in the proof of Proposition C.15. Here, we have  $\bar{z}_{ih}, S_i, p, \bar{R}_i$  instead of  $\tilde{z}_{ih}, W_i, \mathbb{E}W, R_i$  in the proof of Proposition C.15. Using the same argument there, both (C.19) and (C.20) can be bounded by  $O\left(a^4\left(\frac{npr}{k}\right)^5\right)$ , when  $npr/k > 1$ . Finally, when  $npra/k > 1$ , we obtain the overall bound  $O\left(a^4\left(\frac{npr}{k}\right)^5\right)$ .  $\square$

**Proposition C.19.** *Under the same setting of Lemma C.4,*

$$\mathbb{E}\left(\sum_{i < j < l} \tilde{A}_{ij}\tilde{A}_{il}\tilde{A}_{jl}(S_iS_jS_l - p^3)\right)^2 = O\left(a^6\left(\frac{npr}{k}\right)^5\right).$$

*Proof.* We decompose  $\tilde{A}_{ij}\tilde{A}_{il}\tilde{A}_{jl}$  as the sum of  $\tilde{A}_{ij}\tilde{A}_{il}\tilde{A}_{jl} - \tilde{\theta}_{ij}\tilde{\theta}_{il}\tilde{\theta}_{jl}$  and  $\tilde{\theta}_{ij}\tilde{\theta}_{il}\tilde{\theta}_{jl}$ . We first bound  $\mathbb{E}\left(\sum_{i < j < l} (\tilde{A}_{ij}\tilde{A}_{il}\tilde{A}_{jl} - \tilde{\theta}_{ij}\tilde{\theta}_{il}\tilde{\theta}_{jl})(S_iS_jS_l - p^3)\right)^2$ . Use the decomposition

$$\begin{aligned} & \tilde{A}_{ij}\tilde{A}_{il}\tilde{A}_{jl} - \tilde{\theta}_{ij}\tilde{\theta}_{il}\tilde{\theta}_{jl} \\ = & \tilde{\theta}_{il}\tilde{\theta}_{jl}(\tilde{A}_{ij} - \tilde{\theta}_{ij}) + \tilde{\theta}_{ij}\tilde{\theta}_{jl}(\tilde{A}_{il} - \tilde{\theta}_{il}) + \tilde{\theta}_{ij}\tilde{\theta}_{il}(\tilde{A}_{jl} - \tilde{\theta}_{jl}) \\ & + \tilde{\theta}_{jl}(\tilde{A}_{ij} - \tilde{\theta}_{ij})(\tilde{A}_{il} - \tilde{\theta}_{il}) + \tilde{\theta}_{il}(\tilde{A}_{ij} - \tilde{\theta}_{ij})(\tilde{A}_{jl} - \tilde{\theta}_{jl}) + \tilde{\theta}_{ij}(\tilde{A}_{il} - \tilde{\theta}_{il})(\tilde{A}_{jl} - \tilde{\theta}_{jl}) \\ & + (\tilde{A}_{jl} - \tilde{\theta}_{jl})(\tilde{A}_{ij} - \tilde{\theta}_{ij})(\tilde{A}_{il} - \tilde{\theta}_{il}). \end{aligned}$$

Then, we have

$$\begin{aligned} & \mathbb{E}\left(\sum_{i < j, l \neq i, j} \tilde{\theta}_{il}\tilde{\theta}_{jl}(\tilde{A}_{ij} - \tilde{\theta}_{ij})(S_iS_jS_l - p^3)\right)^2 \\ = & \mathbb{E}\left(\sum_{i < j} \left(\sum_{\{l: l \neq i, j\}} \tilde{\theta}_{il}\tilde{\theta}_{jl}(S_iS_jS_l - p^3)\right) (\tilde{A}_{ij} - \tilde{\theta}_{ij})\right)^2 \\ \leq & \sum_{i < j} \mathbb{E}\left(\sum_{\{l: l \neq i, j\}} \tilde{\theta}_{il}\tilde{\theta}_{jl}(S_iS_jS_l - p^3)\right)^2 \tilde{\theta}_{ij} \\ = & \sum_{i < j} \mathbb{E}\left(\sum_{\{l: l \neq i, j\}} \tilde{\theta}_{il}\tilde{\theta}_{jl}(S_iS_jS_l - S_iS_jp)\right)^2 \tilde{\theta}_{ij} + \sum_{i < j} \mathbb{E}\left(\sum_{\{l: l \neq i, j\}} \tilde{\theta}_{il}\tilde{\theta}_{jl}(S_iS_jp - p^3)\right)^2 \tilde{\theta}_{ij} \\ \leq & \sum_{i < j} \sum_{\{l: l \neq i, j\}} \mathbb{E}\tilde{\theta}_{il}^2\tilde{\theta}_{jl}^2\tilde{\theta}_{ij}S_iS_jp + \sum_{i < j} n^2p^2\mathbb{E}\tilde{\theta}_{il}^2\tilde{\theta}_{jl}^2\tilde{\theta}_{ij}(S_iS_j - p^2)^2 \\ = & O\left(a^5\left(\frac{npr}{k}\right)^3\right), \end{aligned}$$

$$\begin{aligned}
& \mathbb{E} \left( \sum_{i < j < l} \tilde{\theta}_{jl} (\tilde{A}_{ij} - \tilde{\theta}_{ij}) (\tilde{A}_{il} - \tilde{\theta}_{il}) (S_i S_j S_l - p^3) \right)^2 \\
& \leq \sum_{i < j < l} \mathbb{E} \tilde{\theta}_{jl}^2 (S_i S_j S_l - p^3)^2 \tilde{\theta}_{ij} \tilde{\theta}_{il} \\
& = O \left( a^4 \left( \frac{npr}{k} \right)^3 \right),
\end{aligned}$$

and

$$\begin{aligned}
& \mathbb{E} \left( \sum_{i < j < l} (\tilde{A}_{jl} - \tilde{\theta}_{jl}) (\tilde{A}_{ij} - \tilde{\theta}_{ij}) (\tilde{A}_{il} - \tilde{\theta}_{il}) (S_i S_j S_l - p^3) \right)^2 \\
& \leq \sum_{i < j < l} \mathbb{E} (S_i S_j S_l - p^3)^2 \tilde{\theta}_{ij} \tilde{\theta}_{il} \tilde{\theta}_{jl} \\
& = O \left( \left( \frac{anpr}{k} \right)^3 \right).
\end{aligned}$$

Therefore,

$$\mathbb{E} \left( \sum_{i < j < l} (\tilde{A}_{ij} \tilde{A}_{il} \tilde{A}_{jl} - \tilde{\theta}_{ij} \tilde{\theta}_{il} \tilde{\theta}_{jl}) (S_i S_j S_l - p^3) \right)^2 = O \left( \left( \frac{anpr}{k} \right)^3 \right).$$

Next, we study  $\mathbb{E} \left( \sum_{i < j < l} \tilde{\theta}_{ij} \tilde{\theta}_{il} \tilde{\theta}_{jl} (S_i S_j S_l - p^3) \right)^2$ . Note that  $\tilde{\theta}_{ij} \tilde{\theta}_{il} \tilde{\theta}_{jl} = \eta_{ij} \eta_{jl} \eta_{il} W_i W_j W_l R_i R_j R_l$ . With the same argument used in the proof of Proposition C.16, it is sufficient to bound the following two terms

$$O(a^6) |H| \sum_{(h_1, h_2, h_3) \in H} \mathbb{E} \left( \sum_{i < j < l} \tilde{z}_{ih_1} \tilde{z}_{lh_3} \tilde{z}_{jh_2} W_i W_j W_l (S_i S_j S_l - p^3) \right)^2, \quad (\text{C.21})$$

$$O(a^6) \mathbb{E} \left( \sum_{i < j < l} R_i R_j R_l W_i W_j W_l (S_i S_j S_l - p^3) \right)^2. \quad (\text{C.22})$$

We use the notation  $\tilde{z}_{ih} W_i = \bar{z}_{ih}$  and  $R_i W_i = \bar{R}_i$ , (C.21) and (C.22) are of the same forms that we have already analyzed in the proof of Proposition C.16. Here, we have  $\bar{z}_{ih}, S_i, p, \bar{R}_i$  instead of  $\tilde{z}_{ih}, W_i, \mathbb{E}W, R_i$  in the proof of Proposition C.16. Using the same argument there, both (C.21) and (C.22) can be bounded by  $O \left( a^6 \left( \frac{npr}{k} \right)^5 \right)$ , when  $npr/k > 1$ . Finally, when  $npra/k > 1$ , we obtain the overall bound  $O \left( a^6 \left( \frac{npr}{k} \right)^5 \right)$ .  $\square$

**Proposition C.20.** *Under the same setting of Lemma C.3,*

$$\mathbb{E} \left( \sum_{1 \leq i < j \leq n} (\tilde{\eta}_{ij} - \mathbb{E} \tilde{\eta}_{ij}) \right)^2 = O \left( a^2 \left( \frac{nr}{k} \right)^3 \right).$$

*Proof.* Since

$$\tilde{\eta}_{ij} = a\mathbb{I}\{Z_i = Z_j\} - b\mathbb{I}\{Z_i = Z_j\} + bR_iR_j,$$

we use a similar argument in the proof of Proposition C.8, and it is sufficient to bound

$$O(a^2)r \sum_{h=1}^r \mathbb{E} \left( \sum_{i < j} \tilde{z}_{ih} \tilde{z}_{jh} - (\mathbb{E} \tilde{z}_{ih})(\mathbb{E} \tilde{z}_{jh}) \right)^2,$$

and

$$O(a^2)\mathbb{E} \left( \sum_{i < j} R_i R_j - (r/k)^2 \right)^2.$$

By the argument in the proof of Proposition C.7, these two terms can be bounded by  $O\left(a^2 r^2 \left(\frac{n}{k}\right)^3\right)$  and  $O\left(a^2 \left(\frac{nr}{k}\right)^3\right)$ , respectively.  $\square$

**Proposition C.21.** *Under the same setting of Lemma C.3,*

$$\text{Var} \left( \sum_{i < j < l} \frac{\tilde{\eta}_{ij} \tilde{\eta}_{il} + \tilde{\eta}_{ij} \tilde{\eta}_{jl} + \tilde{\eta}_{il} \tilde{\eta}_{jl}}{3} \right) = O \left( a^4 \left( \frac{nr}{k} \right)^5 \right).$$

*Proof.* We use a similar argument in the proof of Proposition C.10, and it is sufficient to bound

$$O(a^4)|H| \sum_{(h_1, h_2, h_3) \in H} \mathbb{E} \left( \sum_{i < j < l} \tilde{z}_{ih_1} \tilde{z}_{jh_2} \tilde{z}_{lh_3} - \mathbb{E}(\tilde{z}_{ih_1} \tilde{z}_{jh_2} \tilde{z}_{lh_3}) \right)^2,$$

and

$$O(a^4)\mathbb{E} \left( \sum_{i < j < l} R_i R_j R_l - (r/k)^3 \right)^2.$$

With the same argument in the proof of Proposition C.10, these two terms can be bounded by  $O\left(a^4 r^4 \left(\frac{n}{k}\right)^5\right)$  and  $O\left(a^4 \left(\frac{nr}{k}\right)^5\right)$ .  $\square$

**Proposition C.22.** *Under the same setting of Lemma C.4,*

$$\text{Var} \left( \sum_{i < j < l} \tilde{\eta}_{ij} \tilde{\eta}_{jl} \tilde{\eta}_{il} \right) = O \left( a^6 \left( \frac{nr}{k} \right)^5 \right).$$

*Proof.* We use a similar argument in the proof of Proposition C.12, and it is sufficient to bound

$$O(a^6)|H| \sum_{(h_1, h_2, h_3) \in H} \mathbb{E} \left( \sum_{i < j < l} \tilde{z}_{ih_1} \tilde{z}_{jh_2} \tilde{z}_{lh_3} - \mathbb{E}(\tilde{z}_{ih_1} \tilde{z}_{jh_2} \tilde{z}_{lh_3}) \right)^2,$$

and

$$O(a^6)\mathbb{E} \left( \sum_{i < j < l} R_i R_j R_l - (r/k)^3 \right)^2.$$

With the same argument in the proof of Proposition C.12, these two terms can be bounded by  $O\left(a^6 r^4 \left(\frac{n}{k}\right)^5\right)$  and  $O\left(a^6 \left(\frac{nr}{k}\right)^5\right)$ .  $\square$