

# Moving heavy quarkonium entropy, effective string tension and the QCD phase diagram

Xun Chen,<sup>1</sup> Sheng-Qin Feng,<sup>1,2,\*</sup> Ya-Fei Shi,<sup>1</sup> and Yang Zhong<sup>1</sup>

<sup>1</sup>*College of Science, China Three Gorges University, Yichang 443002, China*

<sup>2</sup>*Key Laboratory of Quark and Lepton Physics (MOE) and Institute of Particle Physics, Central China Normal University, Wuhan 430079, China*

(Dated: April 5, 2019)

## Abstract

The entropy and effective string tension of the heavy quark antiquark ( $Q\bar{Q}$ ) potential experienced by moving heavy quarkonia in strongly coupled plasmas dual to theories of gravity is calculated by taking into account the holographic Nambu-Goto string. The dependences of entropy of confinement and deconfinement on temperature and separation distance of heavy  $Q\bar{Q}$  pair are studied. A charged black hole is induced to give a description of finite temperature and density in the boundary theory. As well known, the free energy includes the attractive potential and repulsive potential. The effective string tension is closely related to the free energy. We will discuss the phase transition in the  $\mu - T$  plane by analyzing the characteristics of the effective string tension of heavy  $Q\bar{Q}$  pair varying with temperature, chemical potential and rapidity. The phase diagram in the  $\mu - T$  plane is investigated by considering moving heavy  $Q\bar{Q}$  pair. It is found that the larger the rapidity of moving quarkonium is, the smaller the phase transition temperature and chemical potential are.

PACS numbers: 11.25.Tq, 25.75.Nq

---

\* [fengsq@ctgu.edu.cn](mailto:fengsq@ctgu.edu.cn)

## I. INTRODUCTION

The study of a strongly coupled Yang-Mills theory, such as quantum chromodynamics(QCD), is a challenge in spite of the methods developed so far to deal with it. The string description of realistic QCD has not been successfully formulated yet. By deriving holographic QCD from the string theory[1–4], Many “top-down” methods are invested in searching for such a realistic description. In the other hand, the “bottom-up” approach was used to examine possible holographic QCD models from experimental data and lattice results. In the bottom-up approach, the most economic way might be to find out a deformed  $\text{AdS}_5$  metric[5–11], which can describe the known experimental data and lattice results of QCD, e.g. hadron spectra and the heavy-quark potential.

Since QCD is not conformal, a mechanism for breaking conformal invariance must be included in the dual model. The soft wall model has been introduced in Refs. [12, 13] at finite temperature, which is motivated by the zero temperature soft wall model[14] which had considerable success in describing various aspects of hadron physics. The deformed  $\text{AdS}_5$  metric corresponding to SYM[15] is multiplied by an overall warp factor is introduced by the soft-wall model. A black hole in the five-dimensional space is induced to depict the boundary theory at finite temperature[16–18] and also to discuss more general backgrounds[19].

QCD is an asymptotically free theory, thus its high temperature and high density phases are dominated by quarks and gluons as degrees of freedom. These phases play an important role in relativistic heavy ion collisions. In relativistic heavy ion collisions, Matsui and Satz[20] indicated that the binding interaction of the heavy  $Q\bar{Q}$  pair is screened by the QGP medium, leading to the melting of the heavy quarkonia. However, the  $Q\bar{Q}$  pair is unlikely generated at rest in the QGP and the effects of its motion through the plasma must be considered when taking into account the effects of the medium in the  $Q\bar{Q}$  interaction. It is found that the heavy quarkonia have finite probability to survive, even at infinitely high temperature. Study of heavy quarkonium moving in a QGP from effective field theory has been done in Refs. [21, 22].

The effect of finite quark density in QCD, on the other hand, is induced by adding the term  $J_D = \mu\psi^\dagger(x)\psi(x)$  to the Lagrangian in the generating functional. Therefore, the chemical potential  $\mu$  is characterized by the source of the quark density operator. The source of a QCD operator in the generating functional is related to the boundary value of a dual field in

the bulk according to the AdS/CFT correspondence. Therefore, the chemical potential can be treated as the boundary value of the time component of a U(1) gauge field  $A_M$  dual to the vector quark current. The solution is known as the AdS/Reissner-Nordström(AdS/RN) black-hole metric and describes a charged black hole interacting with the electromagnetic field[23–25]. To describe the finite temperature and density in the boundary theory, the dual space geometry of anti-de Sitter with a charged black hole is introduced[26].

Refs. [13, 27] use gauge/string duality to investigate the free energy of a heavy  $Q\bar{Q}$  pair in a Yang-Mills theory in strongly interacting matter, and introduce the notion of an effective string tension of finite temperature depending on the fifth coordinate  $z$ . As well known, the free energy includes the attractive potential and repulsive potential. The effective string tension comes from the calculation of the free energy. One[27] has used the effective string tension to discuss the phase transition problem.

The phase diagrams in the  $\mu$ - $T$  plane and entropy are investigated by considering moving heavy  $Q\bar{Q}$  pair in a Yang-Mills theory in strongly interacting matter in the article. It is found that the effective string tension is closely related to the free energy. By analyzing the characteristics of the effective string tension of heavy quark anti-quark pair varying with temperature, chemical potential and rapidity, we will discuss the phase transition in the  $\mu - T$  plane. The paper is organized as follows. In Sec. II we study a deformed AdS/RN black-hole metric setup. Sec. III we calculate the effective string tension and phase diagram in the  $\mu$ - $T$  plane. The entropy of a moving quarkonium are computed in Sec. IV. We make summaries and conclusions in Sec. V.

## II. THE SETUP

$N = 4$  SYM theory with a chemical potential  $\mu$  can be received by making the charged black hole in the holographic dimension in the holographic framework. The corresponding space-time is the deformed AdS/RN black-hole metric:

$$ds^2 = \frac{R^2 h(z)}{z^2} (-f(z) dt^2 + dx^2 + \frac{dz^2}{f(z)}) \quad (1)$$

$$f(z) = 1 - \left( \frac{1}{z_h^4} + Q^2 z_h^2 \right) z^4 + Q^2 z^6, \quad (2)$$

where  $h(z) = \exp(cz^2/2)$  is called as the warp factor, which determines the characteristics of the soft wall model, and the deformation parameter  $c$  determines the deviation from

conformality[28, 29]. And in Eq. (2)  $q$  is the black hole charge,  $z_h$  is the position of black hole horizon,  $R$  is the radius of curvature (set to 1),  $x$  is the spatial directions of the space-time and  $z$  is the fifth holographic coordinate. The Hawking temperature of the black hole is defined as

$$T = \frac{1}{4\pi} \left| \frac{df}{dz} \right|_{z=z_h} = \frac{1}{\pi z_h} \left( 1 - \frac{1}{2} Q^2 \right), \quad (3)$$

where  $Q = qz_h^3$  and  $0 \leq Q \leq \sqrt{2}$ . The relationship between the chemical potential  $\mu$  and  $q$  is given as:

$$\mu = \kappa \frac{Q}{z_h}, \quad (4)$$

where  $\kappa$  is a dimensionless parameter, and we fix the parameter  $\kappa$  to one in this paper.

A fundamental string connects the  $Q\bar{Q}$  as shown in Fig. 1(a), and a U-shape open string connects the  $Q\bar{Q}$  in the confinement phase. There is a dynamic wall  $z_m$  at low temperature, and the U-shape string can not exceed the dynamic wall with increasing the separating distances of the  $Q\bar{Q}$  pair as shown in the situation of  $T = 0.1$  GeV in Fig. 2. When the temperature rises to a certain value (critical temperature) and the horizon distance  $z_h$  becomes small, the system will undergo a confinement-deconfinement phase transition. Fig. 1(b) shows the deconfinement phase, which the U-shape string can reach the position of horizon and become two straight strings at large separating distances. In the situation, there is a large black hole and the dynamic wall disappears. The critical temperature  $T_c$  can be interpreted as confinement-deconfinement phase transition temperature. In the deconfinement phase, If the separating distances  $L$  of  $Q\bar{Q}$  pair is small, the U-shape string still exists. But when  $z_0$  increases, the separating distance  $L$  of  $Q\bar{Q}$  pair reaches the maximum and then decreases with the increase the turn point  $z_0$ , finally become two straight strings, as shown in the situation of  $T = 0.2$  GeV in Fig. 2.

The study of moving quarkonium of AdS/CFT correspondence has been carried out in Refs. [30, 31], but not in the deformed metric such as AdS/QCD. We will study the moving quarkonium in the deformed AdS/RN metric. It is well known that quarkonium which is observed experimentally is moving with relativistic velocities through the QGP in relativistic heavy ion collisions. We consider the general background (Minkowski metric).

$$ds^2 = -G_{tt} dt^2 + G_{xx} dx_i^2 + G_{zz} dz^2, \quad (5)$$

where  $x_i (i = 1, 2, 3)$  are the boundary coordinates. We assume the background is isotropic

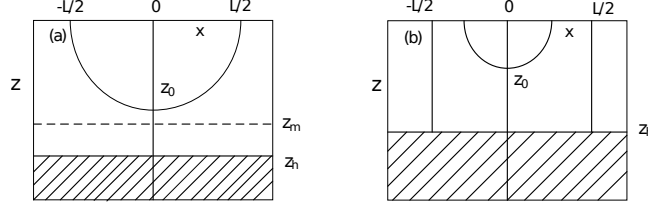


FIG. 1. (a) shows the feature of a U-shape open string connects the  $Q\bar{Q}$  in the confinement phase, and (b) shows two straight strings reach the position of horizon at large separating distances in the deconfinement phase.

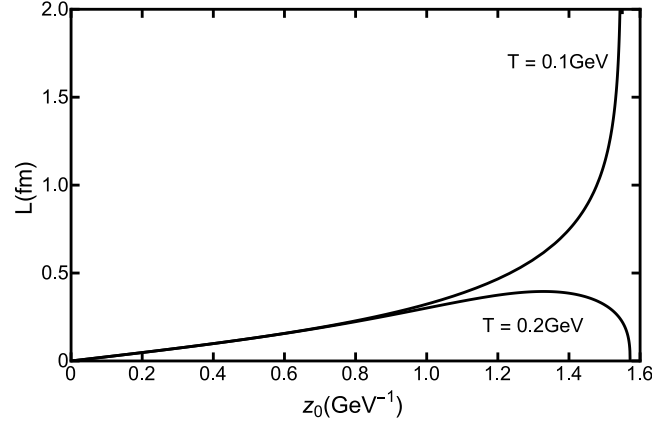


FIG. 2. The dependences of interquark distance  $L$  of  $Q\bar{Q}$  pair on  $z_0$  in the low temperature situation  $T = 0.1 \text{ GeV}$ ,  $\mu = 0.1 \text{ GeV}$  and in the high temperature situation  $T = 0.2 \text{ GeV}$ , and chemical potential  $\mu = 0.1 \text{ GeV}$ .

$G_{x_1x_1} = G_{x_2x_2} = G_{x_3x_3}$ , in which the thermal properties of static heavy  $Q\bar{Q}$  pair are studied in Refs. [19, 23, 24].

We define the rapidity of the  $Q\bar{Q}$  pair as  $\eta$  and boost the frame in the  $x_3$  direction

$$dt = dt' \cosh \eta - dx_3' \sinh \eta \quad (6)$$

$$dx_3 = -dt' \sinh \eta + dx_3' \cosh \eta. \quad (7)$$

After dropping the prime, we get the metric

$$\begin{aligned} ds^2 = & - (G_{tt} \cosh^2 \eta - G_{xx} \sinh^2 \eta) dt^2 \\ & + (G_{xx} \cosh^2 \eta - G_{tt} \sinh^2 \eta) dx_3^2 \\ & - 2 \sinh \eta \cosh \eta (G_{xx} - G_{tt}) dt dx_3 \\ & + G_{xx} (dx_1^2 + dx_2^2) + G_{zz} dz^2, \end{aligned} \quad (8)$$

where  $G_{xx} = \frac{R^2 h(z)}{z^2}$ ,  $G_{tt} = \frac{R^2 h(z)}{z^2} f(z)$ ,  $G_{zz} = \frac{R^2 h(z)}{z^2 f(z)}$  in the deformed AdS/RN black hole metric. We will discuss the moving  $Q\bar{Q}$  pair is aligned perpendicularly to the plasma wind.

The Nambu-Goto action of the worldsheet in the Minkowski metric:

$$S_{NG} = -\frac{1}{2\pi\alpha'} \int d^2\xi \sqrt{-\det g_{ab}}, \quad (9)$$

where  $g_{ab}$  is the induced metric on the worldsheet and  $\frac{1}{2\pi\alpha'}$  is the string tension,

$$g_{ab} = g_{MN} \partial_a X^M \partial_b X^N, \quad a, b = 0, 1 \quad (10)$$

where  $X^M$  and  $g_{MN}$  are the coordinates and the metric of the AdS space. We use the static gauge  $\xi^0 = t$ ,  $\xi^1 = x_1$ . The Nambu-Goto action is given as:

$$S_{NG} = -\frac{R^2}{2\pi\alpha'T} \int_{-L/2}^{L/2} dx_1 \sqrt{g_1(z) \frac{dz^2}{dx^2} + g_2(z)}, \quad (11)$$

where

$$\begin{aligned} g_1(z) &= a_1(z) \cosh^2 \eta - b_1(z) \sinh^2 \eta \\ g_2(z) &= a_2(z) \cosh^2 \eta - b_2(z) \sinh^2 \eta, \end{aligned} \quad (12)$$

and

$$a_1(z) = G_{tt} G_{zz}, \quad a_2(z) = G_{tt} G_{xx}, \quad b_1(z) = G_{xx} G_{zz}, \quad b_2(z) = G_{xx}^2, \quad (13)$$

The separating distances of  $Q\bar{Q}$  pair is

$$L = 2 \int_0^{z_0} \left[ \frac{g_2(z)}{g_1(z)} \left( \frac{g_2(z)}{g_2(z_0)} - 1 \right) \right]^{-1/2} dz. \quad (14)$$

The free energy of  $Q\bar{Q}$  pair is given as:

$$\frac{\pi F_{Q\bar{Q}}}{\sqrt{\lambda}} = \int_0^{z_0} dz \left( \sqrt{\frac{g_2(z) g_1(z)}{g_2(z) - g_2(z_0)}} - \sqrt{g_2(z \rightarrow 0)} \right) - \int_{z_0}^{\infty} \sqrt{g_2(z \rightarrow 0)} dz. \quad (15)$$

The concept of effective string tension was first proposed in Ref. [13], which was mainly used to discuss the thermal phase transition characteristics of static  $Q\bar{Q}$  pair. The effective string tension  $V = \sigma(z)$  for the moving quarkonium can be given as:

$$V = \sigma(z) = \sqrt{g_2(z)} = \frac{h}{z^2} \sqrt{f(z) \cosh^2 \eta - \sinh^2 \eta}. \quad (16)$$

The entropy of  $Q\bar{Q}$  pair can be calculated by

$$S_{Q\bar{Q}} = -\partial F_{Q\bar{Q}} / \partial T. \quad (17)$$

where  $T$  is the temperature of the plasma.

### III. EFFECTIVE STRING TENSION AND PHASE DIAGRAM

It is well known that QCD is in the deconfinement for the high temperature and large chemical potential, while it is in the confinement for the low temperature and small chemical potential. The study of phase structure of QCD is an important and challenging assignment. It is generally believed that there is a phase transition between the two phases. How to get phase diagrams in the  $\mu$ - $T$  plane is a rather difficult job because the QCD coupling constant becomes very large near the phase change region and the traditional perturbation QCD method can not be used. For a long time, the lattice QCD method is considered as the only way to solve the problem. Although lattice QCD works well for zero density, it encounters the sign problem when considering finite density, i.e.  $\mu \neq 0$ . However, the most interesting region in the QCD phase diagram is at finite density. The most concerned subjects, such as heavy-ion collisions and compact stars in astrophysics, are all related to QCD at finite density.

This situation has greatly improved with the advent of the AdS/CFT correspondence that resumed interest in finding a string description of strong interactions. Its evolving theory called AdS/QCD uses a five-dimensional effective description and attempts to fit it to QCD as much as possible. The temperature dependence of the effective string tension and thermal phase transition within AdS/QCD are explored in this paper.

In Eq. (16), we give the effective string tension  $V = \sigma(z)$  for the moving quarkonium. It is found that the effective string tension  $V = \sigma(z)$  is a quantity of temperature, chemical potential and rapidity dependent. For fixed values of the chemical potential  $\mu = 0.1 \text{ GeV}$ , rapidity  $\eta = 0.3$  and temperature  $T = 0.1 \text{ GeV}$ , the dependence of effective string tension  $V = \sigma(z)$  on the fifth holographic coordinate  $z$  in the confined situation is given in Fig. 3(a). The effective string tension  $V = \sigma(z)$  gets a minimum when  $z = z_{\min}$ , and  $V = \sigma(z)$  gets the maximum value when  $z = z_{\max}$ . The corresponding dependence of distance  $L(z)$  on  $z$  in the confined situation is shown in Fig. 3(b). The distance  $L$  increases monotonically from  $L(0) = 0$ , and diverges when  $z \rightarrow z_{\min}$  during  $0 \leq z \leq z_{\min}$ . But  $L$  monotonically decreases from a finite value  $L(z_{\max})$  down to  $L(z_h) = 0$  during  $z_{\max} \leq z \leq z_h$ .

The two points  $z_{\min}$  and  $z_{\max}$  along the  $z$  axis get more and more close with the increase of temperature  $T$ . When the temperature  $T$  increases to a certain value such as critical temperature  $T_c$ , the two points  $z_{\min}$  and  $z_{\max}$  coincide at  $z_{\min} = z_{\max} = z_m$ . Therefore,

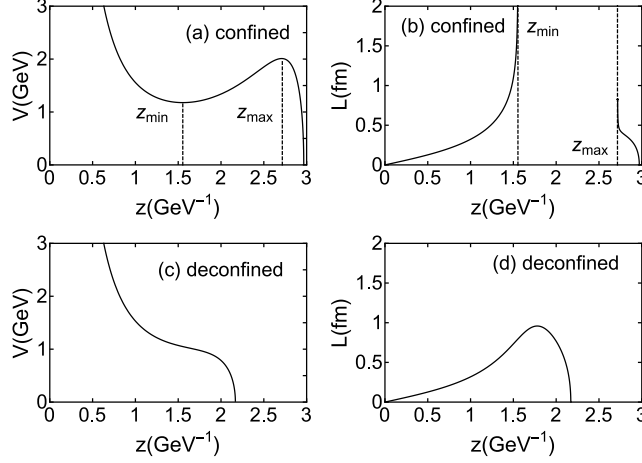


FIG. 3. The effective string tensions corresponding to the confined situation(a) and deconfined phase(c), respectively. The dependences of interquark distances  $L(z)$  on the fifth holographic coordinate  $z$  are shown in the confined(b) and deconfined phase(d), respectively.

taking  $\mu = \mu_c$  and  $T \geq T_c$ , effective potential  $V = \sigma(z)$  can be evaluated only for  $L \leq L(z_m)$  as shown in Fig. 3(c). For  $T \geq T_c$ ,  $L(z)$  is real for  $0 \leq z \leq z_h$  and never exceeds the value  $L(z_m)$ , as shown in Fig. 3(d). At the point  $(\mu_c, T_c)$  in the  $\mu$ - $T$  plane  $L(z)$  is always bounded.

For  $L > L(z_m)$  there is another string configuration as shown in Fig. 1(b). Two strings extend between the boundary  $z = 0$  and the black hole horizon  $z = z_h$  as plotted in Fig. 1(b). This string configuration holographically represents two deconfined quarks.

Fig. 4 shows the dependence of the effective string tensions on  $z$  at different rapidity of moving quarkonium under given  $\mu = 0.1$  GeV and temperature  $T = 0.1$  GeV. It is found that when  $\eta = 0.1$  and  $z = z_{\min}$ ,  $V = \sigma(z)$  gets a minimum, and when  $\eta = 0.1$  and  $z = z_{\max}$ ,  $V = \sigma(z)$  gets the maximum value. The two points  $z_{\min}$  and  $z_{\max}$  along the  $z$ -axis get more and more close with the increase of rapidity  $\eta$ . When the rapidity  $\eta$  increases to a certain value, the two points  $z_{\min}$  and  $z_{\max}$  coincide at  $z_{\min} = z_{\max} = z_m$ , which is accompanied by changes from confine to deconfined phase under given temperature and chemical potential for the moving quarkonium.

The dependences of the effective string tensions on  $z$  at different chemical potential  $\mu$  under given rapidity  $\eta = 0.3$  and temperature  $T = 0.1$  GeV of moving quarkonium are shown in Fig. 5. One finds that when  $\mu = 0.1$  GeV and  $z = z_{\min}$ ,  $V = \sigma(z)$  gets a minimum, and when  $\mu = 0.1$  GeV and  $z = z_{\max}$ ,  $V = \sigma(z)$  gets the maximum value. When the chemical potential  $\mu$  increases to a certain value such as critical chemical potential  $\mu_c$ , the two points



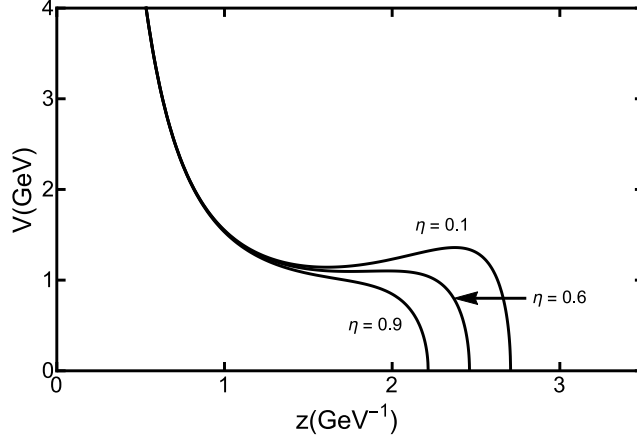


FIG. 4. The effective string tensions varies with  $z$  at different rapidity of moving quarkonium and is accompanied by changes from confine to deconfined phase under given temperature and chemical potential.

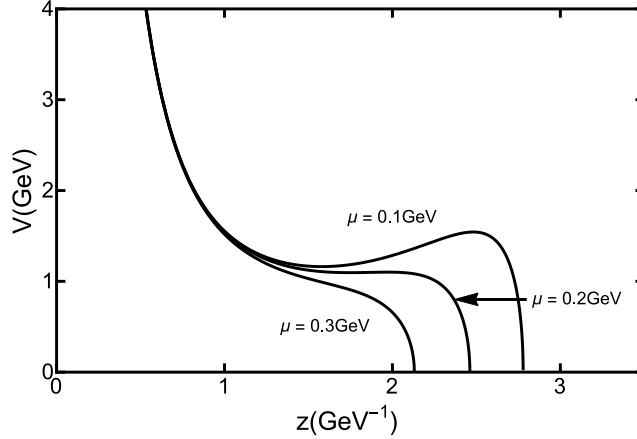


FIG. 5. The effective string tensions varies with  $z$  at different chemical potential and is accompanied by changes from confine to deconfined phase under given temperature and rapidity of moving quarkonium.

$z_{\min}$  and  $z_{\max}$  coincide at  $z_{\min} = z_{\max} = z_m$ , which is accompanied by changes from confine to deconfined phase under given temperature and rapidity of moving quarkonium.

Based on the above analysis and calculation, we can obtain the phase diagram in the  $\mu$ - $T$  plane. The calculated profile defined by the points  $(\mu, T(\mu))$  is shown in Fig. 6. This can be realized as a picture of the deconfinement transition in the QCD phase diagram. For low values of  $T$  and  $\mu$  there is a confined phase characterized by a linearly increasing interquark

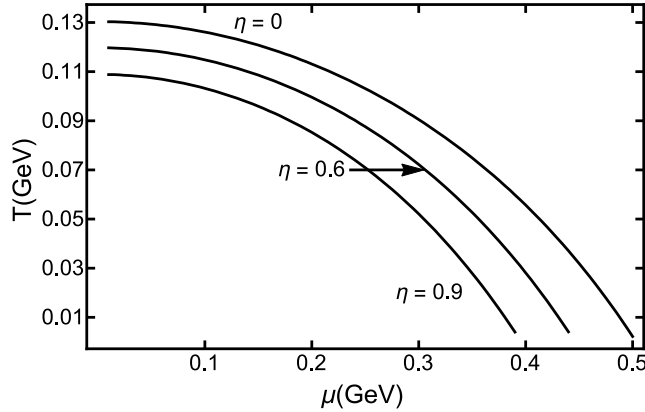


FIG. 6. The phase diagram in the  $\mu$ - $T$  plane at different rapidity of moving quarkonium.

potential. Outside this region, a finite amount of energy is sufficient to separate the  $Q\bar{Q}$  pair, as expected in a deconfined phase. As can be seen from Fig. 6, the larger the rapidity of moving quarkonium is, the smaller the phase transition temperature and chemical potential are. The picture agrees with the diagram obtained by, e.g., NambuJona-Lasinio[32] and other effective models[33].

#### IV. ENTROPY OF A MOVING QUARKONIUM IN DEFORMED ADS/REISSNER-NORDSTROM THEORY

The lattice QCD show that the presence of a significant additional entropy associated with a static heavy  $Q\bar{Q}$  pair in the QCD plasma, and there is a peak in the entropy of heavy quarkonium at the deconfinement transition[34–36] as shown in Fig. 7. Fig. 7 we calculate the entropy of a static heavy  $Q\bar{Q}$  pair at chemical potential  $\mu \rightarrow 0$  in the soft wall model. It is found that the our calculated result presents a peak in the entropy of heavy quarkonium at the deconfinement transition and fits well with the lattice QCD theory. Compared with the SYM theory to calculate the entropy[37], we find the necessity of replacing the AdS/CFT theory with the AdS/QCD theory.

To study the entropy destruction of the moving quarkonium, Ref. [30] calculated the entropy of the  $N = 4$  SYM moving quarkonium and considered the two angles of parallel ( $\theta = 0$ ) and perpendicular( $\theta = \pi/2$ ) to the wind. We calculate the entropy in the transverse direction ( $\theta = \pi/2$ ) to the plasma wind by considering the AdS/QCD theory.

Fig. 8 shows the dependence of entropy of heavy  $Q\bar{Q}$  pair on the interquark distance  $L$

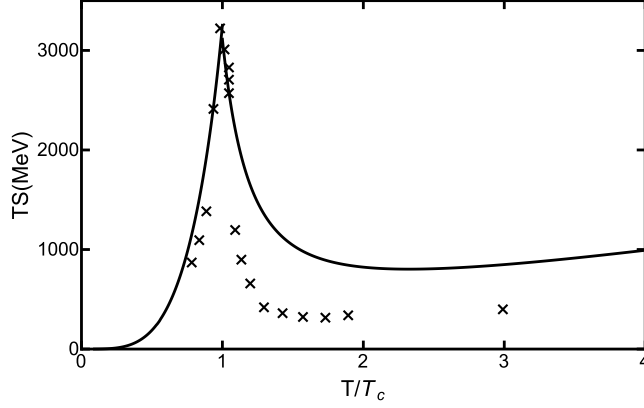


FIG. 7. A comparison between our calculated results with the lattice QCD results, the solid line is our calculated results, and the cross is the lattice QCD results.

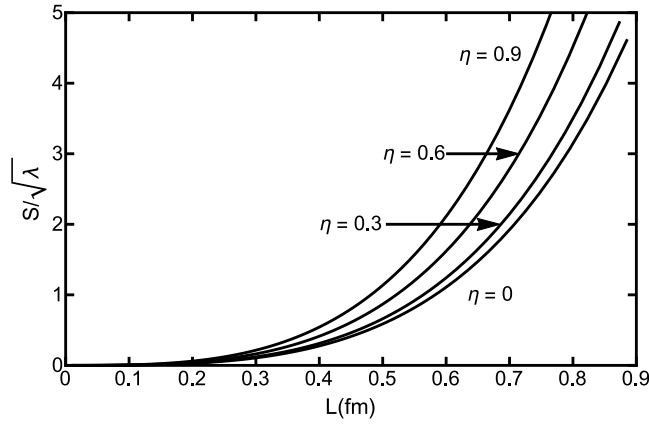


FIG. 8. The entropy of moving quarkonium on  $L$  at different rapidity. The chemical potential as  $\mu = 0.1 \text{ GeV}$  and the temperature as  $T = 0.1 \text{ GeV}$ .

of  $Q\bar{Q}$  pair at different rapidity. We fix the chemical potential as  $\mu = 0.1 \text{ GeV}$  and the temperature as  $T = 0.1 \text{ GeV}$  and this corresponds to confined heavy quark-antiquark pair. The entropy at small distances increases with the increasing of the rapidity of quarkonium. We can conclude that the quarkonium will dissociate easier by increasing the moving velocity of quarkonium.

Fig. 9 shows the dependence of entropy of heavy  $Q\bar{Q}$  pair on the interquark distance  $L$  of the  $Q\bar{Q}$  pair at different chemical potential. We fix the rapidity as  $\eta = 0.3 \text{ GeV}$  and the temperature as  $T = 0.1 \text{ GeV}$ . The entropy at small distances increases with the increase of the chemical potential. We also conclude that the quarkonium will dissociate easier by

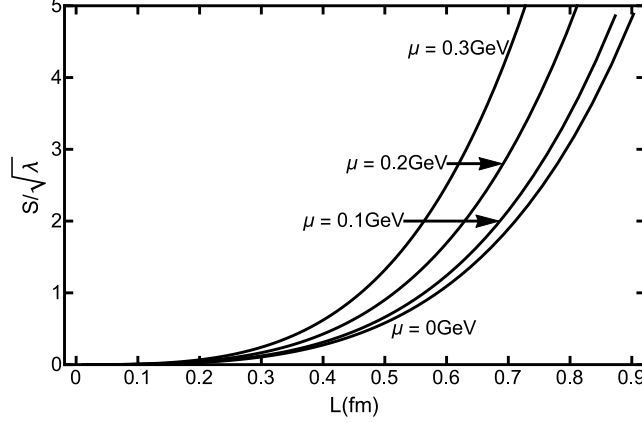


FIG. 9. The entropy of moving quarkonium on  $L$  at different chemical potential. The moving quarkonium rapidity as  $\eta = 0.3$  and the temperature as  $T = 0.1$  GeV.

increasing the chemical potential.

## V. SUMMARY AND CONCLUSIONS

Lattice QCD argues that the heavy  $Q\bar{Q}$  pair immersed in the QGP possess a large amount of entropy. This indicates a strong degree of entanglement between the pair and the rest of the system. The strong and sharp peak in the entropy of the  $Q\bar{Q}$  pair at the deconfinement transition is a salient and previously unexplained feature of the lattice data. It is very likely that the quark-gluon plasma around the deconfinement transition is strongly coupled, therefore in this paper we have used the AdS/QCD to study the entropy associated with the heavy  $Q\bar{Q}$  pair. We show that the quarkonium will dissociate easier by increasing the moving velocity of quarkonium and chemical potential.

It is generally believed that the AdS/QCD theory of moving heavy  $Q\bar{Q}$  pairs can be used to discuss the phase transition problem because the heavy quarkonia are usually moving, and the QGP near the transition temperature is a strongly coupled system in relativistic heavy ion collisions at RHIC and LHC. We use the 5-dimensional AdS/QCD theory to study the properties of a moving heavy quarkonium at finite temperature, which turns out to be remarkably consistent with the qualitative expectations of thermal gauge theory.

By analyzing the characteristics of the effective string tension of heavy  $Q\bar{Q}$  varying with temperature, chemical potential and rapidity, we study systematically the feature of phase

transition in the  $\mu - T$  plane. The phase diagram in the  $\mu - T$  plane is systematically investigated by considering moving heavy  $Q\bar{Q}$  pair. We find that the larger the rapidity of moving quarkonium is, the smaller the phase transition temperature and chemical potential are.

## ACKNOWLEDGMENTS

This work was supported by National Natural Science Foundation of China (Grant Nos. 11475068, 11247021, 11447023), the CCNU-QLPL Innovation Fund (Grant No. QLPL2014P01), the Excellent Youth Foundation of Hubei Scientific Committee (Grant No. 2006ABB036).

## REFERENCES

- 
- [1] S. He, M. Huang, Q.-S. Yan, and Y. Yang, [Eur. Phys. J. C \*\*66\*\*, 187 \(2010\)](#).
  - [2] M. Kruczenski, D. Mateos, R. C. Myers, and D. J. Winters, [JHEP \*\*05\*\*, 041 \(2004\)](#).
  - [3] T. Sakai and S. Sugimoto, [Prog. Theor. Phys. \*\*113\*\*, 843 \(2005\)](#).
  - [4] T. Sakai and S. Sugimoto, [Prog. Theor. Phys. \*\*114\*\*, 1083 \(2005\)](#).
  - [5] S. He, M. Huang, and Q.-S. Yan, [Phys. Rev. \*\*D83\*\*, 045034 \(2011\)](#).
  - [6] H. J. Pirner and B. Galow, [Phys. Lett. \*\*B679\*\*, 51 \(2009\)](#).
  - [7] J. P. Shock, F. Wu, Y.-L. Wu, and Z.-F. Xie, [JHEP \*\*03\*\*, 064 \(2007\)](#).
  - [8] D.-f. Zeng, [Phys. Rev. \*\*D78\*\*, 126006 \(2008\)](#).
  - [9] S. J. Brodsky, G. F. de Teramond, and A. Deur, [Phys. Rev. \*\*D81\*\*, 096010 \(2010\)](#).
  - [10] K. Ghoroku, M. Tachibana, and N. Uekusa, [Phys. Rev. \*\*D68\*\*, 125002 \(2003\)](#).
  - [11] U. Gursoy, E. Kiritsis, and F. Nitti, [JHEP \*\*02\*\*, 019 \(2008\)](#).
  - [12] A. Karch, E. Katz, D. T. Son, and M. A. Stephanov, [Phys. Rev. \*\*D74\*\*, 015005 \(2006\)](#).
  - [13] O. Andreev and V. I. Zakharov, [Phys. Lett. \*\*B645\*\*, 437 \(2007\)](#).
  - [14] K. Kajantie, T. Tahkokallio, and J.-T. Yee, [JHEP \*\*01\*\*, 019 \(2007\)](#).
  - [15] J. M. Maldacena, [Phys. Rev. Lett. \*\*80\*\*, 4859 \(1998\)](#).
  - [16] E. Witten, [Adv. Theor. Math. Phys. \*\*2\*\*, 505 \(1998\)](#).

- [17] A. Brandhuber, N. Izhaki, J. Sonnenschein, and S. Yankielowicz, [Phys. Lett. \*\*B434\*\*, 36 \(1998\)](#).
- [18] S.-J. Rey, S. Theisen, and J.-T. Yee, [Nucl. Phys. \*\*B527\*\*, 171 \(1998\)](#).
- [19] Y. Kinar, E. Schreiber, and J. Sonnenschein, [Nucl. Phys. \*\*B566\*\*, 103 \(2000\)](#).
- [20] T. Matsui and H. Satz, [Phys. Lett. \*\*B178\*\*, 416 \(1986\)](#).
- [21] T. Song, Y. Park, S. H. Lee, and C.-Y. Wong, [Phys. Lett. \*\*B659\*\*, 621 \(2008\)](#).
- [22] M. A. Escobedo, F. Giannuzzi, M. Mannarelli, and J. Soto, [Phys. Rev. \*\*D87\*\*, 114005 \(2013\)](#).
- [23] K. Jo, B.-H. Lee, C. Park, and S.-J. Sin, [JHEP \*\*06\*\*, 022 \(2010\)](#).
- [24] A. Chamblin, R. Emparan, C. V. Johnson, and R. C. Myers, [Phys. Rev. \*\*D60\*\*, 104026 \(1999\)](#).
- [25] B.-H. Lee, C. Park, and S.-J. Sin, [JHEP \*\*07\*\*, 087 \(2009\)](#).
- [26] P. Colangelo, F. Giannuzzi, and S. Nicotri, [Phys. Rev. \*\*D83\*\*, 035015 \(2011\)](#).
- [27] O. Andreev and V. I. Zakharov, [JHEP \*\*04\*\*, 100 \(2007\)](#).
- [28] O. Andreev and V. I. Zakharov, [Phys. Rev. \*\*D74\*\*, 025023 \(2006\)](#).
- [29] O. Andreev, [Phys. Rev. \*\*D81\*\*, 087901 \(2010\)](#).
- [30] K. Bitaghsir Fadafan and S. K. Tabatabaei, [Phys. Rev. \*\*D94\*\*, 026007 \(2016\)](#).
- [31] K. Bitaghsir Fadafan and S. K. Tabatabaei, [J. Phys. \*\*G43\*\*, 095001 \(2016\)](#).
- [32] M. Buballa, [Phys. Rept. \*\*407\*\*, 205 \(2005\)](#).
- [33] B.-J. Schaefer and J. Wambach, [Nucl. Phys. \*\*A757\*\*, 479 \(2005\)](#).
- [34] O. Kaczmarek, F. Karsch, P. Petreczky, and F. Zantow, [Phys. Lett. \*\*B543\*\*, 41 \(2002\)](#).
- [35] P. Petreczky and K. Petrov, [Phys. Rev. \*\*D70\*\*, 054503 \(2004\)](#).
- [36] O. Kaczmarek and F. Zantow, *Proceedings, 23rd International Symposium on Lattice field theory (Lattice 2005): Dublin, Ireland, Jul 25-30, 2005*, PoS **LAT2005**, 192 (2006).
- [37] K. Hashimoto and D. E. Kharzeev, [Phys. Rev. \*\*D90\*\*, 125012 \(2014\)](#).