

A general synthesis method of spherical metasurfaces based on susceptibility tensors

Xiao Jia and Fan Yang
Department of Electronic Engineering
Tsinghua University,
Beijing 100084, China

Yousef Vahabzadeh
and Christophe Caloz
Department of Electronic Engineering
Ecole Polytechnique de Montreal, QC, Canada
Email:christophe.caloz@polymtl.ca

Abstract—This paper presents a general synthesis method of spherical metasurfaces. In contrast to previous sheet impedance methods, which depends on incident angles, polarizations and frequencies of incident electromagnetic waves, developed for planar and cylindrical metasurfaces, our synthesis method is based on Generalized Sheet Transition Conditions (GSTCs) technique and the solution is susceptibilities which is the intrinsic character of metasurfaces. The proposed synthesis technique is verified by an illustrative example and the simulations performed using COMSOL.

Index Terms—spherical metasurface, GSTC

I. INTRODUCTION

Metasurfaces, composed of arrays of 2D scatterers, can manipulate amplitude, phase and polarization of electromagnetic waves. Therefore, it has a large range of applications, such as novel wave-guiding structures, absorbers, biomedical devices [1], etc.

However, most studies at present focus on planar [2] and cylindrical metasurfaces [3]. There is almost no study on the spherical metasurfaces, which has many potential applications, for instance, cloaking, virtual imaging, RCS reduction, brain stimulation, thermal therapy of cancer, etc.

A popular way to synthesis a metasurface is impedance distribution method, which uses desired electric fields and the method of moments (MoM) to calculate the surface impedance tensor, composed of real and imaginary parts [4]. However, the surface impedance is not the intrinsic character of the metasurface, because it depends on the incident angle, polarization, frequency of the incident electromagnetic waves.

Therefore, in this paper we propose a general method to synthesis an spherical metasurface based on generalized sheet transition conditions (GSTCs) [5]. Generalized sheet transition conditions (GSTCs) is believed to be very efficient in analyzing a surface of electrically small scatterers characterized by electric and magnetic polarizabilities, linking the electric and magnetic fields on opposite sides of a metasurface. Based on GSTCs, our synthesis results are susceptibilities which is calculated by using specified set of incident, reflected and transmitted fields.

At last, a conceptual example is demonstrated and the calculated susceptibilities is converted into constitutive parameters to conduct a simulation in COMSOL.

II. METHODOLOGY

The spherical metasurfaces synthesis problem is shown in Fig.1, where the metasurface is a spherical shell located at $r = a$, with sub-wavelength thickness. The metasurface is typically made of non-uniform set of scattering particles that transforms specified incident waves into specified reflected and transmitted waves. our objective is to obtain the metasurface material parameters, providing a solution expressed as susceptibility tensors, $\bar{\bar{\chi}}(\theta, \phi)$, which represents electric and magnetic polarizations responses to electric and magnetic fields acting on scatterers of the metasurface.

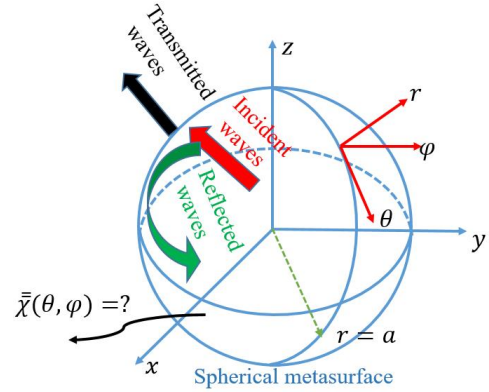


Fig. 1. Metasurface synthesis problem in spherical coordinates. The metasurface is placed at $r = a$. The synthesis methods give $\bar{\bar{\chi}}(\theta, \phi)$, which is calculated from specified incident, reflected and transmitted waves.

In this paper, we will just present the mathematical synthesis of the spherical metasurfaces, which is the first step in the broader framework of the synthesis procedure. The first step will always yields a solution, which is susceptibilities in this paper. The second main step of the synthesis procedure is sampling of the susceptibilities and mapping them into geometry of scatterers.

The determination of the susceptibilities from specified electromagnetic waves is based on GSTCs equations. GSTCs is first derived by Idemen [6] to treat discontinuities in the sense of distributions, which can be written as:

$$\hat{n} \times \Delta \mathbf{H} = j\omega \mathbf{P}_{\parallel} - \hat{n} \times \nabla_{\parallel} M_n \quad (1a)$$

$$\Delta \mathbf{E} \times \hat{n} = j\omega \mu \mathbf{M}_{\parallel} - \nabla_{\parallel} (P_n / \epsilon) \times \hat{n} \quad (1b)$$

where $\Delta \mathbf{H}$ and $\Delta \mathbf{E}$ represent the difference of the electromagnetic fields on the two sides of the metasurface and the subscript \parallel represents components transverse to \hat{n} . \mathbf{P} and \mathbf{M} can be written in the form

$$\mathbf{P} = \epsilon_0 \bar{\chi}_{ee} \mathbf{E}_{av} + \sqrt{(\mu_0 \epsilon_0)} \bar{\chi}_{em} \mathbf{H}_{av} \quad (2a)$$

$$\mathbf{M} = \sqrt{(\mu_0 / \epsilon_0)} \bar{\chi}_{me} \mathbf{E}_{av} + \bar{\chi}_{mm} \mathbf{H}_{av} \quad (2b)$$

where $\bar{\chi}$ is susceptibility tensors and \mathbf{E}_{av} is the average value of electrical field on the two sides of the metasurface, so as \mathbf{H}_{av} .

To derive this relations, the transverse derivatives of the normal components of the polarization densities, namely $\nabla_{\parallel} P_n$ and $\nabla_{\parallel} M_n$, is ignored for simplicity, as they require solving partial differential equations. However, the proposed method can still handle most general cases. Then, Eq.1 is expanded in the spherical coordinates (see Fig.1), which yields

$$\begin{bmatrix} -\Delta H_{\phi} \\ \Delta H_{\theta} \end{bmatrix} = j\omega\epsilon \begin{bmatrix} \chi_{ee}^{\theta\theta} & \chi_{ee}^{\theta\phi} \\ \chi_{ee}^{\phi\theta} & \chi_{ee}^{\phi\phi} \end{bmatrix} \begin{bmatrix} E_{\theta,av} \\ E_{\phi,av} \end{bmatrix} + j\omega\sqrt{\mu\epsilon} \begin{bmatrix} \chi_{em}^{\theta\theta} & \chi_{em}^{\theta\phi} \\ \chi_{em}^{\phi\theta} & \chi_{em}^{\phi\phi} \end{bmatrix} \begin{bmatrix} H_{\theta,av} \\ H_{\phi,av} \end{bmatrix} \quad (3)$$

and

$$\begin{bmatrix} \Delta E_{\phi} \\ -\Delta E_{\theta} \end{bmatrix} = j\omega\mu \begin{bmatrix} \chi_{mm}^{\theta\theta} & \chi_{mm}^{\theta\phi} \\ \chi_{mm}^{\phi\theta} & \chi_{mm}^{\phi\phi} \end{bmatrix} \begin{bmatrix} H_{\theta,av} \\ H_{\phi,av} \end{bmatrix} + j\omega\sqrt{\mu\epsilon} \begin{bmatrix} \chi_{me}^{\theta\theta} & \chi_{me}^{\theta\phi} \\ \chi_{me}^{\phi\theta} & \chi_{me}^{\phi\phi} \end{bmatrix} \begin{bmatrix} E_{\theta,av} \\ E_{\phi,av} \end{bmatrix} \quad (4)$$

In Eq.3 and Eq.4, there are 16 coefficients but only 4 equations, which results in many possible solutions. For simplicity and without lose generality, we Assume a mono-anisotropic ($\chi_{em} \equiv \chi_{me} = 0$) and uniaxial ($\chi_{ee}^{\theta\theta} \equiv \chi_{ee}^{\phi\phi} \equiv \chi_{mm}^{\theta\theta} \equiv \chi_{mm}^{\phi\phi} = 0$) metasurface, then the above equation is simplified into

$$\chi_{ee}^{\theta\theta} = -\frac{\Delta H_{\phi}}{j\omega\epsilon E_{\theta,av}} \quad (5a)$$

$$\chi_{ee}^{\phi\phi} = \frac{\Delta H_{\theta}}{j\omega\epsilon E_{\phi,av}} \quad (5b)$$

$$\chi_{mm}^{\theta\theta} = \frac{\Delta E_{\phi}}{j\omega\mu H_{\theta,av}} \quad (5c)$$

$$\chi_{mm}^{\phi\phi} = -\frac{\Delta E_{\theta}}{j\omega\mu H_{\phi,av}} \quad (5d)$$

From Eq.5, we can see clearly that susceptibilities distribution can be calculated from the specified electromagnetic waves on two sides of the metasurface

III. ILLUSTRATIVE

In this section we show an spherical metasurface sythesis example which can transform electromagnetic fields of an off-centered point source to a centered point source. Firstly, the

electromagnetic fields on two sides of the metasurface can be specified as

$$E_{int,\theta} = -\frac{I_0 L_0}{j\omega\epsilon} \frac{e^{-jk_0|\mathbf{r}-\mathbf{r}_0|}}{4\pi|\mathbf{r}-\mathbf{r}_0|} k_0^2 \sin(\theta) \quad (6)$$

$$H_{int,\phi} = I_0 L_0 \frac{e^{-jk_0|\mathbf{r}-\mathbf{r}_0|}}{4\pi|\mathbf{r}-\mathbf{r}_0|} jk_0 \sin(\theta) \quad (7)$$

$$E_{out,\theta} = -\frac{I_0 L_0}{j\omega\epsilon} \frac{e^{-jk_0|\mathbf{r}|}}{4\pi|\mathbf{r}|} k_0^2 \sin(\theta) \quad (8)$$

$$H_{out,\phi} = I_0 L_0 \frac{e^{-jk_0|\mathbf{r}|}}{4\pi|\mathbf{r}|} jk_0 \sin(\theta) \quad (9)$$

where the subscript "int" means the interior fields of the spherical metasurface and "out" means outside fields of the spherical metasurface. Using Eq.5, the susceptibilities can

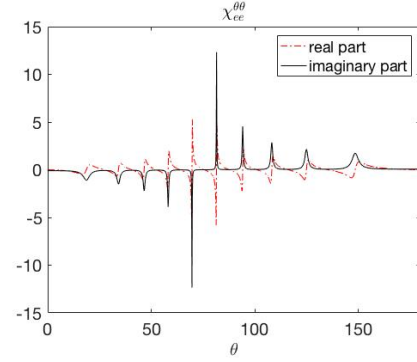


Fig. 2. susceptibility tensors of the designed metasurface transforming electromagnetic fields of off-centered point source into electromagnetic fields of centered point source.

then be calculated, shown in Fig.2. Because in this case $\chi_{ee}^{\theta\theta} = \chi_{mm}^{\phi\phi}$, here only shows one of them. It can be observed that susceptibility tensors vary with θ of spherical coordinates in this case.

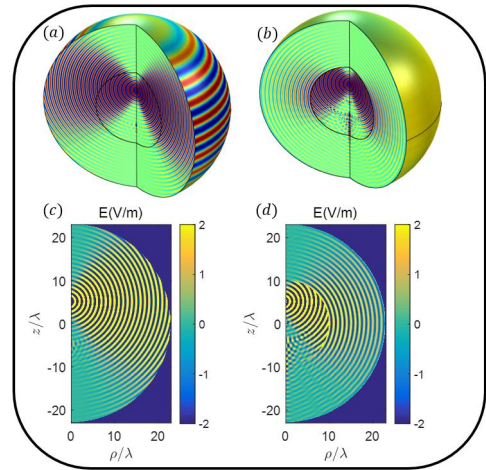


Fig. 3. simulation results in COMSOL: (a)electromagnetic fields of off-centered point source without the metasurface; (b) electromagnetic fields of off-centered point source with the metasurface; (c) a cross section of off-centered point source without the metasurface; (d)a cross section of off-centered point source under the influence of the metasurface.

At last, based on the relationship between relative permittivity and susceptibilities, a spherical shell whose thickness is far smaller than a wavelength is modeled to approximately represents the metasurface in COMSOL simulation, with $\epsilon_r = 1 + \chi_{ee}/d$ and $\mu_r = 1 + \chi_{mm}/d$, where d is the thickness of the spherical shell. The COMSOL simulation results is shown in Fig.3.

It can be observed that though the metasurface, the electromagnetic fields of off-centered point source is transformed into electromagnetic fields of centered point source.

IV. CONCLUSION

This paper presents a general synthesis method of spherical metasurfaces. The solution of our method is susceptibility tensors, which can then be discretized using a curved square lattice on the $\theta\phi$ plane to guide the design of spherical metasurfaces. One conceptual example is shown at the last section. The synthesis of other complicated situation will follow a similar procedure.

REFERENCES

- [1] C. L. Holloway, E. F. Kuester, J. A. Gordon, J. O'Hara, J. Booth, and D. R. Smith, "An overview of the theory and applications of metasurfaces: The two-dimensional equivalents of metamaterials," *IEEE Antennas and Propagation Magazine*, vol. 54, no. 2, pp. 10–35, 2012.
- [2] K. Achouri, M. A. Salem, and C. Caloz, "General metasurface synthesis based on susceptibility tensors," *IEEE Transactions on Antennas and Propagation*, vol. 63, no. 7, pp. 2977–2991, July 2015.
- [3] B. O. Raeker and S. M. Rudolph, "Verification of arbitrary radiation pattern control using a cylindrical impedance metasurface," *IEEE Antennas and Wireless Propagation Letters*, vol. 16, pp. 995–998, 2017.
- [4] —, "Arbitrary transformation of radiation patterns using a spherical impedance metasurface," *IEEE Transactions on Antennas and Propagation*, vol. 64, no. 12, pp. 5243–5250, 2016.
- [5] E. F. Kuester, M. A. Mohamed, M. Piket-May, and C. L. Holloway, "Averaged transition conditions for electromagnetic fields at a metafilm," *IEEE Transactions on Antennas and Propagation*, vol. 51, no. 10, pp. 2641–2651, 2003.
- [6] M. Idemen, "Discontinuities in the electromagnetic field," *IEEE Antennas and Propagation Magazine*, vol. 56, no. 1, pp. 300–300, 2011.