

Linearization of the box-ball system: an elementary approach

SABURO KAKEI

Department of Mathematics, Rikkyo University, Toshima-ku, Tokyo 171-8501, Japan

JONATHAN J.C. NIMMO

School of Mathematics and Statistics, University of Glasgow, Glasgow G12 8QW, UK

SATOSHI TSUJIMOTO

*Department of Applied Mathematics and Physics, Graduate School of Informatics,
Kyoto University, Sakyo-ku, Kyoto 606-8501, Japan*

AND

RALPH WILLOX

Graduate School of Mathematical Sciences, the University of Tokyo, Meguro-ku, 153-8914 Tokyo, Japan

Abstract

Kuniba, Okado, Takagi and Yamada have found that the time-evolution of the Takahashi-Satsuma box-ball system can be linearized by considering rigged configurations associated with states of the box-ball system. We introduce a simple way to understand the rigged configuration of \mathfrak{sl}_2 -type, and give an elementary proof of the linearization property. Our approach can be applied to a box-ball system with finite carrier, which is related to a discrete modified KdV equation, and also to the combinatorial R -matrix of $A_1^{(1)}$ -type. We also discuss combinatorial statistics and related fermionic formulas associated with the states of the box-ball systems. A fermionic-type formula we obtain for the finite carrier case seems to be new.

Keywords: soliton cellular automata; box-ball systems; rigged configuration; combinatorics.

1 Introduction

The box-ball system (BBS for short) was introduced in 1990 as a cellular automaton model that exhibits solitonic behaviour [TS]. Since then it has been studied from various perspectives such as ultra-discretisation of discrete soliton equations [TTMS, TM, TH, KNW1, KNW2, GNN], representation theory of quantum groups [HHIKTT, IKT, Ta2], and combinatorics [TTS, A, F, FOY]. In particular, it is known to be related to the ultra-discrete limit of the discrete KdV equation [TTMS, TH, KNW1], a link which allowed for the obtention of its N -soliton solution in [TTMS, MIT2] and for the solution of its general initial value problem by means of IST techniques, similar to those for the continuous KdV equation, in [WNSRG, WRSG].

Kuniba, Okado, Takagi, and Yamada found that the time-evolution of the BBS can be linearized by considering rigged configurations associated with states of the BBS [KOTY, KOSTY, Ta1, Ta2]. Originally, rigged configurations were introduced as combinatorial objects that label the solutions to the Bethe ansatz equations for integrable spin chains [KKR, Sc1] and later they were investigated from the viewpoint of Kashiwara crystals [HKOTT, O, Sc2]. The linearization property for the BBS was conjectured in [KOTY] and proved in [Ta1, KOSTY, Sa]. The original proof in [Ta1] is

formulated in terms of integer-valued two-row matrices that correspond to states of the BBS. A representation-theoretical proof has been presented in [KOSTY, Sa]. In the works [KTT, Ta1, Ta2], the term “inverse scattering transform (IST)” is used to indicate that the time-evolution is linearized in terms of riggings, which is different from the “IST” in [WNSRG, WRSG].

The linearization property is useful in considering the initial value problem for the BBS with periodic boundary condition [KTT]. Mada, Idzumi and Tokihiro developed another approach for the same initial value problem based on “10-eliminations” [MIT1]. The relationship between these two approaches, rigged configurations and 10-eliminations, has been discussed in great detail in [KS] in crystal-theoretic terms.

In this paper we shall give a simple and elementary proof of the linearization property, based on the correspondence between “10-eliminations” and “01-eliminations”. Our construction has a more visual flavour than previous approaches and can be easily extended to the time-evolution of a BBS with finite carrier [TM], for which we shall also establish its linearization in elementary terms.

Throughout the paper, we shall use the following notation:

- Semi-infinite binary sequences: $\mathbf{u} = (u_0, u_1, u_2, \dots)$, $u_j \in \{0, 1\}$ ($j = 0, 1, 2, \dots$).
For later convenience we impose the restriction that $u_0 = 0$.
- The j th component of $\mathbf{u} = (u_0, u_1, u_2, \dots)$: $(\mathbf{u})_j = u_j$.
- The truth function χ : $\chi(A) = 1$ if A is true, and $\chi(A) = 0$ otherwise.
- The number of “balls” in \mathbf{u} : $\mathcal{N}(\mathbf{u}) = \sum_{j=0}^{\infty} \chi((\mathbf{u})_j = 1)$.

We also use some terminology and notation that is standard in combinatorics [Mac, Man, Kr]:

- The descent number of \mathbf{u} :

$$\text{des}(\mathbf{u}) = \sum_{j=0}^{\infty} \chi((\mathbf{u})_j > (\mathbf{u})_{j+1}), \quad (1.1)$$

which is the number of times the “10” pattern appears in \mathbf{u} .

- The descent sequence for \mathbf{u} :

$$\text{Des}(\mathbf{u}) = \{d_j \in \mathbb{Z}_{\geq 0} \mid (\mathbf{u})_{d_j} > (\mathbf{u})_{d_j+1}, d_1 > \dots > d_{\text{des}(\mathbf{u})}\}, \quad (1.2)$$

obtained from the positions of the descends in \mathbf{u} (Figure 1).

- The ascent number of \mathbf{u} :

$$\text{asc}(\mathbf{u}) = \sum_{j=0}^{\infty} \chi((\mathbf{u})_j < (\mathbf{u})_{j+1}), \quad (1.3)$$

which is the number of times the “01” pattern appears in \mathbf{u} .

- The ascent sequence for \mathbf{u} :

$$\text{Asc}(\mathbf{u}) = \{a_j \in \mathbb{Z}_{\geq 0} \mid (\mathbf{u})_{a_j} < (\mathbf{u})_{a_j+1}, a_1 > \dots > a_{\text{asc}(\mathbf{u})}\}, \quad (1.4)$$

obtained from the positions of the ascends in \mathbf{u} (Figure 2).

This article is organized as follows; In Section 2, using the above notation, we present the necessary background on the box-ball system needed to prove the linearization property. In particular, we introduce the notion of “01-elimination with rigging”, which is actually equivalent to that of a rigged configuration. In Section 3, we extend our approach to the BBS with a carrier of finite size. In Section 4, we consider combinatorial statistics associated with the BBS and its relation to fermionic formulas. We derive a similar fermionic-type formula for the BBS with finite carrier.

$$\begin{array}{cccccccccccccccc}
j & : & 0 & \cdots & d_N & \cdots & \cdots & d_{N-1} & \cdots & \cdots & \cdots & d_2 & \cdots & \cdots & d_1 & \cdots & \cdots \\
(\mathbf{u})_j & : & 0 & \cdots & 1 & 0 & \cdots & 1 & 0 & \cdots & \cdots & 1 & 0 & \cdots & 1 & 0 & \cdots
\end{array}$$

Figure 1: $\text{Des}(\mathbf{u}) = \{d_1 > d_2 > \cdots > d_N\}$, $N = \text{des}(\mathbf{u})$

$$\begin{array}{cccccccccccccccc}
j & : & 0 & \cdots & a_N & \cdots & \cdots & a_{N-1} & \cdots & \cdots & \cdots & a_2 & \cdots & \cdots & a_1 & \cdots & \cdots \\
(\mathbf{u})_j & : & 0 & \cdots & 0 & 1 & \cdots & 0 & 1 & \cdots & \cdots & 0 & 1 & \cdots & 0 & 1 & \cdots
\end{array}$$

Figure 2: $\text{Asc}(\mathbf{u}) = \{a_1 > a_2 > \cdots > a_N\}$, $N = \text{asc}(\mathbf{u})$

2 Takahashi-Satsuma box-ball system

2.1 Time-evolution, 10-eliminations and 01-eliminations

The time-evolution rule of the BBS can be formulated as an operation on binary sequences [TS, YYT]. For later convenience, we only consider binary sequences start with $u_0 = 0$. Denoting by \mathcal{U} the set of possible BBS states

$$\mathcal{U} = \{\mathbf{u} \mid u_0 = 0, \mathcal{N}(\mathbf{u}) \text{ is finite}\}, \quad (2.1)$$

we have that

$$\text{des}(\mathbf{u}) = \text{asc}(\mathbf{u}) \text{ for all } \mathbf{u} \in \mathcal{U}, \quad (2.2)$$

which is the so-called ‘‘soliton number’’ of \mathbf{u} , and we define the subset $\mathcal{U}_N \subset \mathcal{U}$ (the so-called N -soliton sector) as

$$\mathcal{U}_N = \{\mathbf{u} \in \mathcal{U} \mid \text{des}(\mathbf{u}) = \text{asc}(\mathbf{u}) = N\}. \quad (2.3)$$

A decreasing sequence of integers that satisfies the interlacing condition

$$d_1 > a_1 > \cdots > d_N > a_N \geq 0 \quad (2.4)$$

uniquely parametrises a semi-infinite sequence $\mathbf{u} \in \mathcal{U}_N$, which we denote by $\mathbf{u}(a_1, \dots, a_N; d_1, \dots, d_N)$ (cf. Figure 3).

$$\begin{array}{cccccccccccccccc}
j & : & 0 & \cdots & a_N & \cdots & \cdots & d_N & \cdots & \cdots & d_2 & \cdots & \cdots & a_1 & \cdots & \cdots & d_1 & \cdots & \cdots \\
(\mathbf{u})_j & : & 0 & \cdots & 0 & 1 & \cdots & 1 & 0 & \cdots & 1 & 0 & \cdots & 0 & 1 & \cdots & 1 & 0 & \cdots
\end{array}$$

Figure 3: $\mathbf{u}(a_1, \dots, a_N; d_1, \dots, d_N)$

The time-evolution $T : \mathcal{U} \rightarrow \mathcal{U}$ can be described by drawing ‘‘10-arc lines’’ [YYT] according to the following simple rules (Figure 4):

- i) For $\mathbf{u} \in \mathcal{U}$, connect all 10 pairs with arc lines (‘‘1st 10-arc lines’’).
- ii) Disregarding the 1s and 0s in the already connected 10 pairs, connect all the remaining 10 pairs with arc lines (‘‘2nd 10-arc lines’’).

- iii) Repeat the above procedure until all the 1s are connected to 0s.
- iv) Define $T(\mathbf{u})$ as the state obtained by exchanging the 1s and 0s in every connected 10 pair.

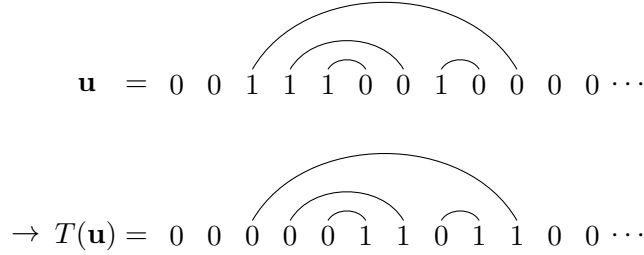


Figure 4: Example of the BBS time-evolution

One can also draw “01-arc lines” for \mathbf{u} in the same manner. The following lemma is obvious from the definition of $T(\mathbf{u})$, as discussed in [YYT]. However, it will turn out to play a crucial role in our approach.

Lemma 1. *The 10-arc lines for $\mathbf{u} \in \mathcal{U}$ coincide with the 01-arc lines for $T(\mathbf{u})$.*

Next we introduce the “10-elimination” procedure. We first prepare a map $\phi_a : \mathcal{U} \rightarrow \mathcal{U}$, where a is a non-negative integer:

$$(\phi_a(\mathbf{u}))_j = \begin{cases} (\mathbf{u})_j & (j < a), \\ (\mathbf{u})_{j+2} & (j \geq a). \end{cases} \quad (2.5)$$

Denote by $\Phi_{10}(\mathbf{u})$ the 10-eliminated sequence of \mathbf{u} :

$$\Phi_{10}(\mathbf{u}) = (\phi_{d_N} \circ \cdots \circ \phi_{d_2} \circ \phi_{d_1})(\mathbf{u}), \quad \{d_1 > \cdots > d_N\} = \text{Des}(\mathbf{u}). \quad (2.6)$$

The 01-eliminated sequence $\Phi_{01}(\mathbf{u})$ can be described in the same fashion:

$$\Phi_{01}(\mathbf{u}) = (\phi_{a_N} \circ \cdots \circ \phi_{a_2} \circ \phi_{a_1})(\mathbf{u}), \quad \{a_1 > \cdots > a_N\} = \text{Asc}(\mathbf{u}). \quad (2.7)$$

We remark that Φ_{10} can act on \mathcal{U} repeatedly. In the case of the 01-elimination, Φ_{01} can act on $\mathbf{u} \in \mathcal{U}$ at least once but not always twice since it might happen that $\Phi_{01}(\mathbf{u}) \notin \mathcal{U}$ (e.g. $\mathbf{u} = 011000 \cdots$).

Define $\mathcal{U}^{(n)}$ ($n = 1, 2, \dots$) recursively by

$$\mathcal{U}^{(1)} = \mathcal{U}, \quad \mathcal{U}^{(n)} = \Phi_{01}^{-1}(\mathcal{U}^{(n-1)}) \quad (n = 2, 3, \dots). \quad (2.8)$$

We also define \mathcal{U}^+ (the set of “lattice words”) as

$$\mathcal{U}^+ = \left\{ \mathbf{u} \in \mathcal{U} \left| \sum_{j=0}^k \chi((\mathbf{u})_j = 0) \geq \sum_{j=0}^k \chi((\mathbf{u})_j = 1) \text{ for } k = 1, 2, \dots \right. \right\}. \quad (2.9)$$

For $\mathbf{u} \in \mathcal{U}^{(n)}$, Φ_{01} can act at least n -times, and the following relation holds:

$$\mathcal{U} = \mathcal{U}^{(1)} \supset \mathcal{U}^{(2)} \supset \cdots \supset \mathcal{U}^{(n)} \supset \cdots \supset \mathcal{U}^+. \quad (2.10)$$

Define the forward-shift operator Λ on \mathcal{U} as

$$(\Lambda(\mathbf{u}))_n = \begin{cases} 0 & (n = 0), \\ (\mathbf{u})_{n-1} & (n = 1, 2, \dots). \end{cases} \quad (2.11)$$

It follows that

$$\Lambda \circ T = T \circ \Lambda, \quad \text{asc} \circ \Lambda = \text{asc}, \quad \text{des} \circ \Lambda = \text{des}, \quad (2.12)$$

and

$$\Phi_{10} = \Lambda \circ \Phi_{01} = \Phi_{01} \circ \Lambda. \quad (2.13)$$

Note that the transformations T , Λ , Φ_{01} , and Φ_{10} on \mathcal{U} can be restricted to \mathcal{U}^+ .

Lemma 2. *For all $\mathbf{u} \in \mathcal{U}^+$, $(\Lambda^k \circ T \circ \Phi_{01}^k)(\mathbf{u}) = (\Phi_{01}^k \circ T)(\mathbf{u})$ ($k = 0, 1, 2, \dots$).*

Proof. From (2.12) and (2.13), we have

$$\Lambda^k \circ T \circ \Phi_{01}^k = T \circ (\Lambda \circ \Phi_{01})^k = T \circ \Phi_{10}^k. \quad (2.14)$$

This relation, together with the following direct consequence of Lemma 1,

$$T \circ \Phi_{10} = \Phi_{01} \circ T, \quad (2.15)$$

then yields the desired result. \square

For $\mathbf{u} \in \mathcal{U}^+$, define ℓ as the minimal integer such that $\mathcal{N}(\Phi_{01}^\ell(\mathbf{u})) = 0$. Then we define $\lambda_i(\mathbf{u})$ ($i = 1, 2, \dots, \ell$) as the number of i th 01-arc lines associated with \mathbf{u} , i.e.,

$$\lambda_i(\mathbf{u}) = (\text{asc} \circ \Phi_{01}^{i-1})(\mathbf{u}). \quad (2.16)$$

The integers $\lambda_1(\mathbf{u}), \dots, \lambda_\ell(\mathbf{u})$ clearly satisfy $\lambda_1(\mathbf{u}) \geq \dots \geq \lambda_\ell(\mathbf{u}) \geq 0$ and thus $\lambda(\mathbf{u}) = (\lambda_1(\mathbf{u}), \dots, \lambda_\ell(\mathbf{u}))$ is a partition.

Theorem 3 (cf. [TTS, A, YYT]). *For $\mathbf{u} \in \mathcal{U}^+$, define a partition $\lambda(\mathbf{u})$ as above. Then $\lambda(\mathbf{u})$ is invariant under the time-evolution T , i.e., $\lambda(T(\mathbf{u})) = \lambda(\mathbf{u})$.*

Proof. Define $\bar{\lambda}_i(\mathbf{u})$ ($i = 1, 2, \dots, \ell$) as

$$\bar{\lambda}_i(\mathbf{u}) = (\text{asc} \circ \Phi_{01}^{i-1} \circ T)(\mathbf{u}). \quad (2.17)$$

From Lemma 1 and relation (2.2) we have

$$\text{asc} \circ T = \text{des} = \text{asc}. \quad (2.18)$$

Using Lemma 2 and the relations (2.12), (2.18), we obtain

$$\bar{\lambda}_i(\mathbf{u}) = (\text{asc} \circ \Lambda^{i-1} \circ T \circ \Phi_{01}^{i-1})(\mathbf{u}) = \lambda_i(\mathbf{u}). \quad (2.19)$$

Thus we have $\bar{\lambda}_i(\mathbf{u}) = \lambda_i(\mathbf{u})$ for all i . \square

We define μ as the partition conjugate to λ . The partition μ is of course also invariant under time-evolution and it coincides, in fact, with the invariants of the BBS that were introduced in [TTS] and discussed in [A]. The proofs of the invariance property in [TTS, A] are based on the Dyck language. It is easily seen that the conjugate partition $\mu = (\mu_1, \mu_2, \dots, \mu_{\lambda_1})$ gives the lengths of the solitons that arise asymptotically from the state \mathbf{u} under the BBS evolution. We shall therefore refer to the partition μ as the ‘‘asymptotic soliton contents’’ of $\mathbf{u} \in \mathcal{U}$.

Theorem 4 (asymptotic soliton contents [TTS]). *For $\mathbf{u} \in \mathcal{U}_N$, let $\mu = (\mu_1, \mu_2, \dots, \mu_{\lambda_1})$ be as above, and denote $\text{Asc}(T^k(\mathbf{u}))$ by $\{a_j(k)\}_{j=1, \dots, N}$ and $\text{Des}(T^k(\mathbf{u}))$ by $\{d_j(k)\}_{j=1, \dots, N}$. Then there exists an integer K such that*

$$\begin{aligned} d_j(k) - a_j(k) &= \mu_j & (j = 1, \dots, N), \\ a_j(k) - d_{j+1}(k) &\geq \mu_{j+1} & (j = 1, \dots, N-1) \end{aligned} \quad (2.20)$$

for all $k \geq K$, that is there exists an instant $t = K$ as of which all solitons are well-separated.

By “well-separated” we mean that the solitons are ordered by their speeds, fastest on the right. Since each soliton moves with a speed equal to its length, once this ordering is established no further soliton interactions will take place.

An elementary proof of Theorem 4 will be given in Section 2.3.

2.2 Elimination “with riggings”

Before considering the relationship with rigged configurations, let us recall the notion of so-called “0-solitons”, introduced in [YYT]. As an example, consider the sequence

$$\mathbf{u} = \begin{array}{cccccccc} 0 & 1 & 1 & \widehat{1} & 0 & 0 & \widehat{1} & 0 & 0 & 1 & 1 & \widehat{1} & 0 & 1 & 1 & 0 & 0 & 0 \cdots, \\ & & & d_4 & & & d_3 & & & & & d_2 & & & & & & & & d_1 \end{array} \quad (2.21)$$

where $\{d_1, d_2, d_3, d_4\} = \{14, 11, 6, 3\}$. Applying ϕ_{14} to \mathbf{u} , we have $\phi_{14}(\mathbf{u}) = 0111001001110100 \cdots$, and $\text{des}(\phi_{14}(\mathbf{u})) = \text{des}(\mathbf{u}) = 4$. On the other hand, applying ϕ_{11} to \mathbf{u} , we have $\phi_{11}(\mathbf{u}) = 0111001001111000 \cdots$, and thus $\text{des}(\phi_{11}(\mathbf{u})) = 3 < \text{des}(\mathbf{u}) = 4$. Furthermore, the 10 eliminations at $d_3 = 6$ and $d_4 = 3$ give $\text{des}(\phi_6(\mathbf{u})) = 3$ and $\text{des}(\phi_3(\mathbf{u})) = 4$, respectively. Let us put vertical lines in $\Phi_{10}(\mathbf{u}) = 0110011100 \cdots$ at the positions that correspond to the 10 pairs at $d_2 = 11$ and $d_3 = 6$, where the corresponding 10-eliminations lower the descent number:

$$0110|011|100 \cdots \quad (2.22)$$

The vertical lines in (2.22) are examples of “0-solitons” in the sense of [YYT]. Although the left-most 0-soliton in (2.22) lies between $(\Phi_{10}(\mathbf{u}))_3$ and $(\Phi_{10}(\mathbf{u}))_4$, we shall say that it is located at position 3. Adhering to the same convention, the other 0-soliton is then located at position 6. For a sequence $\mathbf{u} \in \mathcal{U}_N$ with $\text{Des}(\mathbf{u}) = \{d_1 > \cdots > d_N\}$ and $\text{Asc}(\mathbf{u}) = \{a_1 > \cdots > a_N\}$, such 0-solitons may appear if $d_j = a_j + 1$ (for some $j = 1, \dots, N$) or $d_j = a_{j-1} - 1$ (for some $j = 2, \dots, N$). Remark however that these are necessary, but not always sufficient conditions for the soliton number to change under 10-elimination. For example, consider the following sequence with $\{a_1, a_2\} = \{4, 1\}$ and $\{d_1, d_2\} = \{5, 3\}$:

$$\mathbf{u}(4, 1; 5, 3) = \begin{array}{cccccccc} 0 & 0 & 1 & 1 & 0 & 1 & 0 & 0 & \cdots \\ & & & a_2 & & & d_2 & & & & & a_1 & & & & & & & & d_1 \end{array} \quad (2.23)$$

Applying ϕ_5 and ϕ_3 successively, we have

$$\begin{aligned} \mathbf{u}(4, 1; 5, 3) &= 001\widehat{1}0\widehat{1}0 \cdots, & \text{des}(\mathbf{u}(4, 1; 5, 3)) &= 2, \\ \phi_5(\mathbf{u}(4, 1; 5, 3)) &= 001\widehat{1}0|0 \cdots, & (\text{des} \circ \phi_5)(\mathbf{u}(4, 1; 5, 3)) &= 1, \\ (\phi_3 \circ \phi_5)(\mathbf{u}(4, 1; 5, 3)) &= 001|0 \cdots, & (\text{des} \circ \phi_3 \circ \phi_5)(\mathbf{u}(4, 1; 5, 3)) &= 1, \end{aligned} \quad (2.24)$$

from which it is clear that although $d_2 = a_1 - 1 = 3$, the elimination ϕ_3 does not give rise to a 0-soliton.

To record the positions of 0-solitons arising from $\mathbf{u} \in \mathcal{U}_N$ by the elimination process, we define a series of increasing integer sequences $I_0 = \emptyset \subseteq I_1 \subseteq \dots \subseteq I_N$. Setting $\mathbf{u}_0 = \mathbf{u}$ and $\{d_1, \dots, d_N\} = \text{Des}(\mathbf{u})$, we define $\mathbf{u}_1, \dots, \mathbf{u}_N$ and $\emptyset = I_0 \subseteq I_1 \subseteq \dots \subseteq I_N \subseteq \text{Des}(\mathbf{u})$ by the following recursion relations ($j = 1, 2, \dots, N$):

$$\mathbf{u}_j = \phi_{d_j}(\mathbf{u}_{j-1}), \quad (2.25)$$

$$I_j = \begin{cases} I_{j-1} \cup \{d_j\} & \text{if } \text{des}(\mathbf{u}_{j-1}) > \text{des}(\mathbf{u}_j), \\ I_{j-1} & \text{if } \text{des}(\mathbf{u}_{j-1}) = \text{des}(\mathbf{u}_j), \end{cases} \quad (2.26)$$

i.e., we add position data whenever a 10-pair gives rise to a 0-soliton. We would like to emphasize that the d_j used in the recurrence (2.26) are defined on the original binary sequence $\mathbf{u}_0 = \mathbf{u}$, *not* on \mathbf{u}_j ($j \geq 1$).

We then prepare a piecewise-linear function $f_{\mathbf{c}} : \mathbb{Z} \rightarrow \mathbb{Z}$ associated with an integer sequence $\mathbf{c} = \{c_1 > \dots > c_N \geq 0\} \in \mathbb{Z}^N$. For $n < 0$, we set $f_{\mathbf{c}}(n) = n$. For $n \geq 0$, $f_{\mathbf{c}}(n)$ is obtained from $f_{\mathbf{c}}(n-1)$ as

$$f_{\mathbf{c}}(n) = \begin{cases} f_{\mathbf{c}}(n-1) & (n \in \{c_1, \dots, c_N, c_1 + 1, \dots, c_N + 1\}), \\ f_{\mathbf{c}}(n-1) + 1 & (\text{otherwise}). \end{cases} \quad (2.27)$$

An example of the action of this map (for $N = 4$, $\mathbf{c} = \{11, 8, 6, 2\}$) is given in Figure 5.

| | | | | | | | | | | | | | | | | | | | |
|---------------------|---|-----|----|---|-------|---|---|---|---|-------|---|-------|---|-------|----|----|----|----|-----|
| | | | | | c_4 | | | | | c_3 | | c_2 | | c_1 | | | | | |
| n | : | ... | -1 | 0 | 1 | 2 | 3 | 4 | 5 | 6 | 7 | 8 | 9 | 10 | 11 | 12 | 13 | 14 | ... |
| $f_{\mathbf{c}}(n)$ | : | ... | -1 | 0 | 1 | 1 | 1 | 2 | 3 | 3 | 3 | 3 | 3 | 4 | 4 | 4 | 5 | 6 | ... |

Figure 5: Example of the renumbering in (2.27) ($N = 4$, $c_1 = 11$, $c_2 = 8$, $c_3 = 6$, $c_4 = 2$)

For $\mathbf{u} \in \mathcal{U}_N$, let $I_N = \{i_1 > i_2 > \dots\}$ be the integer sequence defined above. Define a map $\rho_{10} : \mathcal{U}_N \rightarrow \mathbb{Z}_{\geq 0}^{|I_N|}$ as

$$\rho_{10}(\mathbf{u}) = f_{\text{Des}(\mathbf{u})}(I_N), \quad (2.28)$$

where we use the notation $f_{\mathbf{c}}(I_N) = \{f_{\mathbf{c}}(i_1) \geq f_{\mathbf{c}}(i_2) \geq \dots\}$.

The map Φ_{10} might seem irreversible, but in fact, one can reconstruct the original sequence \mathbf{u} from $\Phi_{10}(\mathbf{u})$ and $\rho_{10}(\mathbf{u})$. To this end, we introduce $\psi_n^{10} : \mathcal{U} \rightarrow \mathcal{U}$ (insertion of a 10 pair between $(\mathbf{u})_n$ and $(\mathbf{u})_{n+1}$) as

$$(\psi_n^{10}(\mathbf{u}))_k := \begin{cases} (\mathbf{u})_k & (k \leq n), \\ 1 & (k = n+1), \\ 0 & (k = n+2), \\ (\mathbf{u})_{k-2} & (k \geq n+3). \end{cases} \quad (2.29)$$

Given $\mathbf{u} \in \mathcal{U}_N$ and a non-increasing integer sequence $J = \{j_1 \geq \dots \geq j_\ell \geq 0\}$, we define another non-increasing sequence $I = \{i_1 \geq \dots \geq i_{N+\ell} \geq 0\}$ by reordering the concatenation of $\text{Des}(\mathbf{u})$ and J . We then define $\Psi_{10}(\mathbf{u}, J)$ as

$$\Psi_{10}(\mathbf{u}, J) = \left(\psi_{i_1}^{10} \circ \dots \circ \psi_{i_{N+\ell}}^{10} \right) (\mathbf{u}). \quad (2.30)$$

It is obvious from the definitions that $\Psi_{10}(\Phi_{10}(\mathbf{u}), \rho_{10}(\mathbf{u})) = \mathbf{u}$ for all $\mathbf{u} \in \mathcal{U}$. This means that $(\Phi_{10}(\mathbf{u}), \rho_{10}(\mathbf{u}))$ carries enough information to reconstruct the original data. We denote by

$$J_i^{(10)} = \{J_{i,1}^{10} \geq J_{i,2}^{10} \geq \dots\} = (\rho_{10} \circ \Phi_{10}^{i-1})(\mathbf{u}) \quad (i = 1, 2, \dots), \quad (2.31)$$

the non-increasing integer sequence that labels the positions of 0-solitons in $\Phi_{10}^i(\mathbf{u})$, and call it the “ i th 10-rigging”.

The map ρ_{01} can be defined in the same manner. For $\mathbf{u} \in \mathcal{U}_N$, define a series of increasing integer sequences $I'_0 = \emptyset \subseteq I'_1 \subseteq \dots \subseteq I'_N$ as follows; Setting $\mathbf{u}'_0 = \mathbf{u}$ and $\{a_1, \dots, a_N\} = \text{Asc}(\mathbf{u})$, we define $\mathbf{u}'_1, \dots, \mathbf{u}'_N$ and $\emptyset = I'_0 \subseteq I'_1 \subseteq \dots \subseteq I'_N \subseteq \text{Asc}(\mathbf{u})$ by the following recursion relations ($j = 1, 2, \dots, N$):

$$\mathbf{u}'_j = \phi_{a_j}(\mathbf{u}'_{j-1}), \quad (2.32)$$

$$I'_j = \begin{cases} I'_{j-1} \cup \{a_j\} & \text{if } \text{asc}(\mathbf{u}'_{j-1}) > \text{asc}(\mathbf{u}'_j), \\ I'_{j-1} & \text{if } \text{asc}(\mathbf{u}'_{j-1}) = \text{asc}(\mathbf{u}'_j). \end{cases} \quad (2.33)$$

Note that, as was the case for the d_j in (2.26), the a_j in (2.33) are defined on the original binary sequence $\mathbf{u}'_0 = \mathbf{u}$, *not* on \mathbf{u}'_j ($j \geq 1$). The map $\rho_{01} : \mathcal{U}_N \rightarrow \mathbb{Z}_{\geq 0}^{|I'_N|}$ is defined by

$$\rho_{01}(\mathbf{u}) = f_{\text{Asc}(\mathbf{u})}(I'_N). \quad (2.34)$$

The 01-insertion map Ψ_{01} can be defined analogously, such that $\Psi_{01}(\Phi_{01}(\mathbf{u}), \rho_{01}(\mathbf{u})) = \mathbf{u}$ for all $\mathbf{u} \in \mathcal{U}^{(1)}$. We define the “ i th 01-rigging” as

$$J_i^{(01)} = (\rho_{01} \circ \Phi_{01}^{i-1})(\mathbf{u}). \quad (2.35)$$

As is to be expected, the i th 01-rigging $J_i^{(01)}$ is in fact related to $J_i^{(10)}$. To see this, we must first study the properties of ρ_{01} and ρ_{10} . Clearly,

$$\rho_{01} \circ \Lambda = \sigma \circ \rho_{01}, \quad \rho_{10} \circ \Lambda = \sigma \circ \rho_{10}, \quad (2.36)$$

where the map σ defines a uniform upshift on integer sequences $\{n_1, n_2, \dots\}$:

$$\sigma : \{n_1, n_2, \dots\} \mapsto \{n_1 + 1, n_2 + 1, \dots\}. \quad (2.37)$$

Furthermore, the following lemma plays a crucial role in our approach.

Lemma 5. $\rho_{10} = \sigma \circ \rho_{01}$ on \mathcal{U} .

To prove Lemma 5, we must prepare one more lemma.

Lemma 6. Suppose $\mathbf{a} = (a_1, \dots, a_N)$ and $\mathbf{d} = (d_1, \dots, d_N) \in (\mathbb{Z}_{\geq 0})^N$ satisfy the interlacing property (2.4). Then

$$f_{\mathbf{d}}(n) - f_{\mathbf{a}}(n) = \begin{cases} 2 & (a_k < n < d_k \ (k = 1, \dots, N)), \\ 1 & (n = a_k \text{ or } d_k \ (k = 1, \dots, N)), \\ 0 & (n < a_N, \ d_k < n < a_{k-1} \ (k = 2, \dots, N), \ d_1 < n). \end{cases} \quad (2.38)$$

Lemma 6 is best explained on an example (e.g. Figure 6).

Proof of Lemma 5. Given $\mathbf{u} \in \mathcal{U}$, we define $\mathbf{a} = \{a_1 > a_2 > \dots\} = \text{Asc}(\mathbf{u})$, $\mathbf{d} = \{d_1 > d_2 > \dots\} = \text{Des}(\mathbf{u})$. Successive 10-patterns in \mathbf{u} can be categorized into 4 types ($n \in \mathbb{N}$):

$$(I) \ 00(10)^n 0 \quad (II) \ 00(10)^n 11 \quad (III) \ 1(10)^n 0 \quad (IV) \ 1(10)^n 11.$$

| | | | | | | | | | | | | | | | | | | |
|---------------------|---|---|---|-------|-------|---|-------|---|---|-------|-------|-------|-------|----|-------|----|----|---------|
| n | : | 0 | 1 | 2 | 3 | 4 | 5 | 6 | 7 | 8 | 9 | 10 | 11 | 12 | 13 | 14 | 15 | \dots |
| | | | | a_4 | d_4 | | a_3 | | | d_3 | a_2 | d_2 | a_1 | | d_1 | | | |
| \mathbf{u} | : | 0 | 0 | 0 | 1 | 0 | 0 | 1 | 1 | 1 | 0 | 1 | 0 | 1 | 1 | 0 | 0 | \dots |
| $f_{\mathbf{a}}(n)$ | : | 0 | 1 | 1 | 1 | 2 | 2 | 2 | 3 | 4 | 4 | 4 | 4 | 4 | 5 | 6 | 7 | \dots |
| $f_{\mathbf{d}}(n)$ | : | 0 | 1 | 2 | 2 | 2 | 3 | 4 | 5 | 5 | 5 | 5 | 5 | 6 | 6 | 6 | 7 | \dots |

Figure 6: Example of Lemma 6

Case I: $00(10)^n0 = 0(01)^n00$

We assume the position of the leftmost “01” is a_k .

$$\begin{array}{cccccccccccccccc}
 & & a_k & & & & a_k & d_k & a_{k-1} & d_{k-1} & \cdots & & & & d_{k-n+1} & & & & \\
 00(10)^n0 & = & 0 & 0 & 1 & 0 & 1 & 0 & \cdots & 1 & 0 & 1 & 0 & 0 & 0 & 0 & 0 & 0 & 0
 \end{array} \tag{2.39}$$

Applying the 10-eliminations $\phi_{d_k} \circ \cdots \circ \phi_{d_{k-n+1}}$, one sees that $I_N \supseteq \{d_k, d_{k-1}, \dots, d_{k-n+1}\}$. Similarly we have $I'_N \supseteq \{a_k, a_{k-1}, \dots, a_{k-n+1}\}$. It follows from Lemma 6 that $f_{\mathbf{d}}(d_k) - f_{\mathbf{a}}(d_k) = 1$, and

$$\begin{aligned}
 f_{\mathbf{a}}(d_k) &= f_{\mathbf{a}}(a_k) = f_{\mathbf{a}}(a_{k-1}) = \cdots = f_{\mathbf{a}}(a_{k-n+1}), \\
 f_{\mathbf{d}}(d_k) &= f_{\mathbf{d}}(d_{k-1}) = \cdots = f_{\mathbf{d}}(d_{k-n+1}).
 \end{aligned} \tag{2.40}$$

from (2.27). Thus we have

$$\{f_{\mathbf{d}}(d_k), f_{\mathbf{d}}(d_{k-1}), \dots, f_{\mathbf{d}}(d_{k-n+1})\} = \{f_{\mathbf{a}}(a_k), f_{\mathbf{a}}(a_{k-1}), \dots, f_{\mathbf{a}}(a_{k-n+1})\} + \{1, 1, \dots, 1\}. \tag{2.41}$$

Case II: $00(10)^n11 = 0(01)^{n+1}1$

As above, we assume the position of the leftmost “01” is a_k .

$$\begin{array}{cccccccccccccccc}
 & & a_k & & & & a_k & d_k & a_{k-1} & d_{k-1} & \cdots & & & & d_{k-n+1} & a_{k-n} & & & \\
 00(10)^n11 & = & 0 & 0 & 1 & 0 & 1 & 0 & \cdots & 1 & 0 & 1 & 0 & 1 & 0 & 0 & 1 & 1 & 1
 \end{array} \tag{2.42}$$

In this case,

$$I_N \supseteq \{d_k, d_{k-1}, \dots, d_{k-n+1}\}, \quad I'_N \supseteq \{a_{k-1}, a_{k-2}, \dots, a_{k-n}\} \quad (I'_N \not\ni a_k) \tag{2.43}$$

and

$$\begin{aligned}
 f_{\mathbf{a}}(d_k) &= f_{\mathbf{a}}(a_k) = f_{\mathbf{a}}(a_{k-1}) = \cdots = f_{\mathbf{a}}(a_{k-n}), \\
 f_{\mathbf{d}}(d_k) &= f_{\mathbf{d}}(d_{k-1}) = \cdots = f_{\mathbf{d}}(d_{k-n+1}).
 \end{aligned} \tag{2.44}$$

From Lemma 6, we have $f_{\mathbf{d}}(d_k) - f_{\mathbf{a}}(d_k) = 1$. It follows that

$$\{f_{\mathbf{d}}(d_k), f_{\mathbf{d}}(d_{k-1}), \dots, f_{\mathbf{d}}(d_{k-n+1})\} = \{f_{\mathbf{a}}(a_{k-1}), f_{\mathbf{a}}(a_{k-2}), \dots, f_{\mathbf{a}}(a_{k-n})\} + \{1, 1, \dots, 1\}. \tag{2.45}$$

The remaining two cases can be proved in similar way. □

Now we can explain the relation between J_i^{10} and J_i^{01} .

Theorem 7. $J_i^{10} = \sigma^i (J_i^{01})$ ($i = 1, 2, \dots$).

Proof. The desired relation is a direct consequence of the definitions (2.31), (2.35), the relations (2.13), (2.36), and Lemma 5. □

2.3 Rigged configurations and linearization

In order to make this paper self-contained, we briefly review the definition of rigged configurations for the \mathfrak{sl}_2 -case, following [KOSTY, R, Sc1]. Consider a partition $\mu = (\mu_1, \dots, \mu_L)$ and its conjugate $\lambda = {}^t\mu = (\lambda_1, \dots, \lambda_\ell)$, where $\ell = \mu_1$ (and $\lambda_1 = L$). Define $m_j = \lambda_j - \lambda_{j+1}$ ($j = 1, 2, \dots, \ell$), with $\lambda_{\ell+1} = 0$, i.e., m_j counts the number of parts of size $\mu_1 + \lambda_{j+1}$ in the partition μ . A rigging associated to a partition μ is a collection of (collections of) integers $J = \{J_1, J_2, \dots, J_\ell\}$, with $J_i = \{J_{i,1}, \dots, J_{i,m_i}\}$ ($i = 1, \dots, \ell$), as shown in Figure 7.

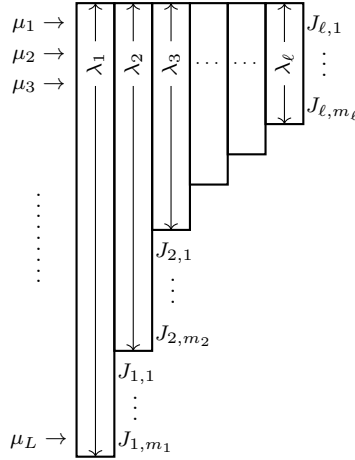


Figure 7: Rigged configuration

For $\mathbf{u} \in \mathcal{U}^+$, the rigged configuration $\{\mu, J\}$ associated with \mathbf{u} is defined as follows. We assume that $u_M = 1$ and $u_j = 0$ for all $j > M$. For $j = 1, 2, \dots$, denote by $\check{\mathbf{u}}_j = u_1 u_2 \cdots u_j$ the finite binary sequence picked out from $\mathbf{u} = u_0 u_1 u_2 \cdots$ by omitting the first entry $u_0 = 0$. Consider a growing sequence of partitions $\emptyset = \mu^{(0)} \subseteq \cdots \subseteq \mu^{(k)} \subseteq \cdots \subseteq \mu^{(M)}$ and associated riggings $J^{(k)} = \{J_1^{(k)}, J_2^{(k)}, \dots\}$, $J_i^{(k)} = \{J_{i,1}^{(k)}, \dots, J_{i,m_i^{(k)}}^{(k)}\}$, where $k = 1, \dots, M$ and $i = 1, \dots, \mu_1^{(k)}$. We introduce the so-called i th *vacancy number* $p_i^{(k)}$ for the m_i rows with the same size $\mu_1 + \lambda_{i+1} = \cdots = \mu_{\lambda_i}$ in the Young diagram associated to μ , as

$$p_i^{(k)} = k - 2 \left(\lambda_1^{(k)} + \cdots + \lambda_i^{(k)} \right). \quad (2.46)$$

A row, with rigging $J_{i,j}^{(k)}$, in a rigged configuration $\{\mu^{(k)}, J^{(k)}\}$ is called *singular* if at that value of j the associated rigging satisfies $J_{i,j}^{(k)} = p_i^{(k)}$. Assume that the subsequence $\check{\mathbf{u}}_{j-1} = u_1 \cdots u_{j-1}$ corresponds to $\{\mu^{(j-1)}, J^{(j-1)}\}$. If $u_j = 0$, then $\{\mu^{(j)}, J^{(j)}\} = \{\mu^{(j-1)}, J^{(j-1)}\}$. If on the other hand $u_j = 1$, then we add a box to the longest singular row in $\{\mu^{(j-1)}, J^{(j-1)}\}$ and make that row singular again by affixing the appropriate rigging to it. Note that, by convention, the empty set (or an empty row in the Young diagram) is always taken to be singular. The rigged configuration $\{\mu, J\}$ that corresponds to \mathbf{u} is given by

$$\{\mu, J\} = \{\mu^{(M)}, J^{(M)}\}. \quad (2.47)$$

Example 8. $\mathbf{u} = u_0 u_1 u_2 \cdots = 00001101100110100 \cdots \in \mathcal{U}^+$:

$$\check{\mathbf{u}}_1 = 0, \quad \check{\mathbf{u}}_2 = 00, \quad \check{\mathbf{u}}_3 = 000, \quad \check{\mathbf{u}}_4 = 0001, \quad \check{\mathbf{u}}_5 = 00011, \quad \cdots, \quad \check{\mathbf{u}}_{14} = 00011011001101$$

The procedure described above works as follows:

$$\begin{array}{cccccccccccc} \emptyset & \xrightarrow{u_1=0} & \emptyset & \xrightarrow{u_2=0} & \emptyset & \xrightarrow{u_3=0} & \emptyset & \xrightarrow{u_4=1} & 2 \begin{array}{|c|c|} \hline \square & \square \\ \hline \end{array} & \xrightarrow{u_5=1} & 1 \begin{array}{|c|c|c|} \hline \square & \square & \square \\ \hline \end{array} & \xrightarrow{u_6=0} & 2 \begin{array}{|c|c|} \hline \square & \square \\ \hline \end{array} & 1 \\ \xrightarrow{u_7=1} & 1 \begin{array}{|c|c|} \hline \square & \square \\ \hline \end{array} & 1 & \xrightarrow{u_8=1} & 0 \begin{array}{|c|c|c|} \hline \square & \square & \square \\ \hline \end{array} & 0 & \xrightarrow{u_9=0} & 1 \begin{array}{|c|c|c|} \hline \square & \square & \square \\ \hline \end{array} & 0 & \xrightarrow{u_{10}=0} & 2 \begin{array}{|c|c|c|} \hline \square & \square & \square \\ \hline \end{array} & 0 \\ 3 \begin{array}{|c|} \hline \square \\ \hline \end{array} & 3 & 4 \begin{array}{|c|} \hline \square \\ \hline \end{array} & 3 & 5 \begin{array}{|c|} \hline \square \\ \hline \end{array} & 3 & 6 \begin{array}{|c|} \hline \square \\ \hline \end{array} & 3 \\ \xrightarrow{u_{11}=1} & 1 \begin{array}{|c|c|c|} \hline \square & \square & \square \\ \hline \end{array} & 0 & \xrightarrow{u_{12}=1} & 0 \begin{array}{|c|c|c|} \hline \square & \square & \square \\ \hline \end{array} & 0 & \xrightarrow{u_{13}=0} & 1 \begin{array}{|c|c|c|} \hline \square & \square & \square \\ \hline \end{array} & 0 & \xrightarrow{u_{14}=1} & 0 \begin{array}{|c|c|c|} \hline \square & \square & \square \\ \hline \end{array} & 0, \\ 5 \begin{array}{|c|} \hline \square \\ \hline \end{array} & 5 & 2 \begin{array}{|c|} \hline \square \\ \hline \end{array} & 2 & 3 \begin{array}{|c|} \hline \square \\ \hline \end{array} & 2 & 2 \begin{array}{|c|} \hline \square \\ \hline \end{array} & 2 \\ & 3 & 6 \begin{array}{|c|} \hline \square \\ \hline \end{array} & 3 & 7 \begin{array}{|c|} \hline \square \\ \hline \end{array} & 3 & 6 \begin{array}{|c|} \hline \square \\ \hline \end{array} & 6 \\ & & & & & & & 3 \end{array}$$

where the numbers on the left of the Young diagrams are the vacancy numbers. The rigged configuration in this case is $\{\mu, J\} = \{(3, 2, 1, 1), \{J_1 = \{6, 3\}, J_2 = \{2\}, J_3 = \{0\}\}\}$.

We recall two important results in [KS]:

Theorem 9 (Equivalent to Theorem 4.1 of [KS]). For $\mathbf{u} \in \mathcal{U}^+$, the rigging J obtained in the above fashion is related to the i -th 10-rigging J_i^{10} of (2.31) – i.e. to the positions of 0-solitons in $\Phi_{10}^i(\mathbf{u})$ – as

$$J_i^{10} = \sigma^i(J_i) \quad (i = 1, 2, \dots). \quad (2.48)$$

Theorem 10 (Equivalent to Theorem 4.2 of [KS]). For $\mathbf{u} \in \mathcal{U}^+$, the partition μ obtained above is conjugate to $\lambda = (\lambda_1, \lambda_2, \dots)$, where $\lambda_i = (\text{asc} \circ \Phi_{10}^{i-1})(\mathbf{u})$.

Hence, from Theorem 7 and Theorem 9 it is immediately clear that the above riggings are equal to the 01-rigging defined in (2.35):

$$J_i = J_i^{01} \quad (i = 1, 2, \dots). \quad (2.49)$$

Hereafter we shall use the notation $J = \{J_1, J_2, \dots\} = \{\{J_{1,1}, \dots, J_{1,m_1}, \dots\}, \{J_{2,1}, \dots, J_{2,m_2}\}, \dots\}$ to indicate 01-riggings.

Starting from $\mathbf{u} \in \mathcal{U}^+$, we define ℓ as the minimum integer that satisfies $\mathcal{N}(\Phi_{01}^\ell(\mathbf{u})) = 0$. We define

$$KKR(\mathbf{u}) := \{(\lambda_1, \dots, \lambda_\ell), \{J_1, \dots, J_\ell\}\}, \quad (2.50)$$

for $\mathbf{u} \in \mathcal{U}^+$, which can be represented graphically as in Figure 7 since the partition λ in (2.50) is conjugate to μ in (2.47) (due to Theorem 10). As explained above, the number of elements in each sequence J_i satisfies

$$|J_i| = \lambda_i - \lambda_{i+1} \quad (i = 1, \dots, \ell - 1), \quad |J_\ell| = \lambda_\ell, \quad (2.51)$$

and the total number of riggings is therefore $\sum_{i=1}^\ell |J_i| = \lambda_1$, which is of course the length of the partition μ , as shown in Figure 7.

The following is an example of the relation (2.49).

Example 11. $\mathbf{u} = 00001101100110100 \dots \in \mathcal{U}^+$ (same as Example 8):

$$\left. \begin{array}{l} \mathbf{u} : 0\ 0\ 0\ \widehat{0}\ 1\ 1\ \widehat{0}\ 1\ 1\ 0\ 0\ \widehat{1}\ 1\ 1\ \widehat{0}\ 1\ 0\ 0\ \dots \\ f_{\text{Asc}(\mathbf{u})}(n) : 0\ 1\ 2\ 2\ 2\ 3\ 3\ 3\ 4\ 5\ 5\ 5\ 6\ 6\ 6\ 7\ 8\ \dots \end{array} \right\} \lambda_1 = \text{asc}(\mathbf{u}) = 4, \quad J_1 = \rho_{01}(\mathbf{u}) = \{6, 3\},$$

$$\left. \begin{array}{l} \Phi_{01}(\mathbf{u}) : 0\ 0\ 0\ \widehat{0}\ 1\ 1\ \widehat{0}\ 1\ 0\ 0\ \dots \\ f_{\text{Asc}(\Phi_{01}(\mathbf{u}))}(n) : 0\ 1\ 1\ 1\ 2\ 2\ 2\ 3\ 4\ \dots \end{array} \right\} \lambda_2 = \text{asc}(\Phi_{01}(\mathbf{u})) = 2, \quad J_2 = \rho_{01}(\Phi_{01}(\mathbf{u})) = \{2\},$$

$$\left. \begin{array}{l} \Phi_{01}^2(\mathbf{u}) : 0\ \widehat{0}\ 1\ 0\ 0\ \dots \\ f_{\text{Asc}(\Phi_{01}^2(\mathbf{u}))}(n) : 0\ 0\ 0\ 1\ 2\ \dots \end{array} \right\} \lambda_3 = \text{asc}(\Phi_{01}^2(\mathbf{u})) = 1, \quad J_3 = \rho_{01}(\Phi_{01}^2(\mathbf{u})) = \{0\},$$

$$KKR(\mathbf{u}) = \{(4, 2, 1), \{6, 3\}, \{2\}, \{0\}\} : \begin{array}{|c|c|c|} \hline & & 0 \\ \hline & & 2 \\ \hline & 6 & \\ \hline & 3 & \\ \hline \end{array}$$

and the resulting rigged configuration clearly coincides with that of Example 8.

The time-evolution of this particular state $\mathbf{u} \in \mathcal{U}^+$ is as follows:

$$\begin{aligned} \mathbf{u} &= 00001101100110100000000000 \dots, \\ T(\mathbf{u}) &= 0000001001100101110000000000 \dots, \\ T^2(\mathbf{u}) &= 0000000100011010001110000000 \dots, \\ T^3(\mathbf{u}) &= 000000001000010110000111000 \dots. \end{aligned}$$

The asymptotic lengths of the solitons, $(3, 2, 1, 1)$ in order of decreasing speed, can be directly observed on the state $T^3(\mathbf{u})$ in which the solitons are well-separated, in the sense of Theorem 4. Viewed as a partition, $(3, 2, 1, 1)$ corresponds exactly to the Young diagram in the representation of $KKR(\mathbf{u})$ given above.

The following theorem was originally conjectured in [KOTY] and proved in [Ta1, KOSTY, Sa].

Theorem 12 (Linearization of the time-evolution T [KOTY, KOSTY, Ta1, Sa]). For $\mathbf{u} \in \mathcal{U}^+$, define \bar{J}_n as

$$\bar{J}_n = (\rho_{01} \circ \Phi_{01}^{n-1} \circ T)(\mathbf{u}). \quad (2.52)$$

Then the relation $\bar{J}_n = \sigma^n(J_n)$ holds for $n = 1, 2, \dots$

Example 13. $\mathbf{u} = 00001101100110100 \dots \in \mathcal{U}^+$ (same as Examples 8 and 11):

$$\begin{array}{ccc} \mathbf{u} = 0000110110011010000 \dots & \xrightarrow{T} & T(\mathbf{u}) = 0000001001100101110 \dots \\ \downarrow KKR & & \downarrow KKR \\ \left\{ \begin{array}{l} \lambda_1 = 4, \lambda_2 = 2, \lambda_3 = 1, \\ J_1 = \{6, 3\}, J_2 = \{2\}, J_3 = \{0\} \end{array} \right\} & \xrightarrow[\bar{J}_n = \sigma^n(J_n)]{\bar{\lambda}_n = \lambda_n} & \left\{ \begin{array}{l} \bar{\lambda}_1 = 4, \bar{\lambda}_2 = 2, \bar{\lambda}_3 = 1, \\ \bar{J}_1 = \{7, 4\}, \bar{J}_2 = \{4\}, \bar{J}_3 = \{3\} \end{array} \right\} \\ \begin{array}{|c|c|c|} \hline & & 0 \\ \hline & & 2 \\ \hline & 6 & \\ \hline & 3 & \\ \hline \end{array} & & \begin{array}{|c|c|c|} \hline & & 3 \\ \hline & & 4 \\ \hline & 7 & \\ \hline & 4 & \\ \hline \end{array} \end{array}$$

Theorem 4 and Theorem 12 can be proved in the following elementary way.

Proof of Theorem 12. Because of Lemma 1 we have

$$\rho_{10} = \rho_{01} \circ T, \quad (2.53)$$

and using Lemma 2, Lemma 5 and the relations (2.36), (2.53), we obtain

$$\rho_{01} \circ \Phi_{01}^{n-1} \circ T = \rho_{01} \circ \Lambda^{n-1} \circ T \circ \Phi_{01}^{n-1} = \sigma^n \circ \rho_{01} \circ \Phi_{01}^{n-1}. \quad (2.54)$$

Thus we have $\bar{J}_n(\mathbf{u}) = \sigma^n(J_n(\mathbf{u}))$ for all $\mathbf{u} \in \mathcal{U}^+$. \square

Proof of Theorem 4. From Theorem 12, we know that there exists an integer k such that the riggings at step k , $\{J_{i,j}(k)\}$, satisfy

$$J_{i+1, m_{i+1}} - J_{i,1} > \mu_{\lambda_i}, \quad (2.55)$$

and hence (for ℓ defined as in Figure 7)

$$J_{\ell,1} \geq J_{\ell,2} \geq \cdots \geq J_{\ell, m_\ell} > J_{\ell-1,1} \geq \cdots \geq J_{2, m_2} > J_{1,1} \geq \cdots \geq J_{1, m_1}. \quad (2.56)$$

It is clear that repeated application of the 01-insertion map Ψ_{01} results in a state that satisfies the condition (2.20). \square

2.4 Equivalence with Takagi's approach

In this subsection, we discuss the relationship between our approach and Takagi's method for constructing \mathfrak{sl}_2 -rigged configurations [Ta1]. First we explain Takagi's construction and show that it gives the same data as ours.

Consider a sequence $\mathbf{u}(a_1, \dots, a_N; d_1, \dots, d_N)$ where a_1, \dots, a_N and d_1, \dots, d_N satisfy the interlacing condition $0 < a_N < d_N < \cdots < a_1 < d_1$ (Figure 3). For such a sequence, form the $2 \times N$ matrix

$$M = \begin{pmatrix} a_N & a_{N-1} & \cdots & a_2 & a_1 \\ d_N & d_{N-1} & \cdots & d_2 & d_1 \end{pmatrix}. \quad (2.57)$$

The matrix M' is then defined by

$$\begin{aligned} M' &= M - \omega \begin{pmatrix} 1 & 3 & \cdots & 2N-3 & 2N-1 \\ 2 & 4 & \cdots & 2N-4 & 2N \end{pmatrix} \\ &= \begin{pmatrix} a'_N & a'_{N-1} & \cdots & a'_2 & a'_1 \\ d'_N & d'_{N-1} & \cdots & d'_2 & d'_1 \end{pmatrix} \end{aligned} \quad (2.58)$$

where $a'_j := a_j - \omega(2N+1-2j)$, $d'_j := d_j - \omega(2N+2-2j)$ and where ω is the smallest positive integer such that there exists either a column or an antidiagonal in M' that only contains equal entries. Manifestly, such an equality occurs in the $(N+1-j)$ th column if $a'_j = d'_j$, that is if $d_j - a_j = \omega$, or in the $(N+1-j)$ th antidiagonal if $a'_{j-1} = d'_j$, that is if $a_{j-1} - d_j = \omega$. Note that $d_j - a_j$ is the length of the j th block of 1s, counted from the right, and $a_j - d_{j+1}$ is the length of the j th (finite) block of 0s, as shown in Figure 3. Thus ω is nothing but the minimum length of all the blocks of 1s and 0s:

$$\omega = \min \{d_1 - a_1, d_2 - a_2, \dots, d_N - a_N, a_1 - d_2, a_2 - d_3, \dots, a_{N-1} - d_N\}. \quad (2.59)$$

Then, working from left to right, each pair of coinciding elements in M' , say both with value r , is deleted. This value r is the rigging and is given by $r = d'_j$.

After deletion, one obtains a new matrix M and the process is repeated until all entries in M have been deleted. The recorded data are assembled into the rigged Young diagram shown in Figure

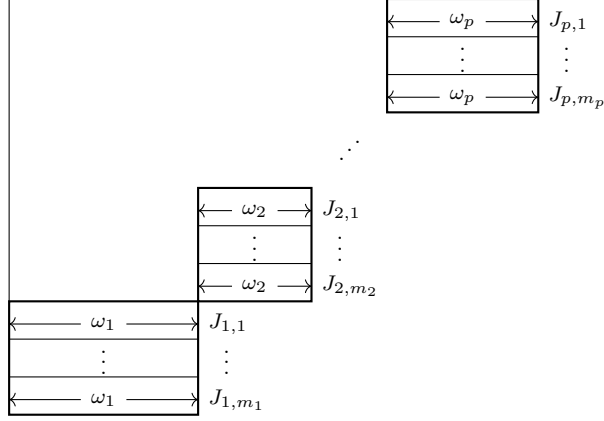


Figure 8: Takagi's approach

8 in which at stage i in the above process $\omega = \omega_i$, and m_i pairs were found with corresponding riggings $J_{i,1}, J_{i,2}, \dots, J_{i,m_i}$. As shown, at the i th stage, exactly m_i parts of length $\omega_1 + \dots + \omega_i$ are added to the Young diagram, from bottom to top.

Example 14. $\mathbf{u} = 00001101100110100 \dots \in \mathcal{U}^+$ (same as Example 11): In this case, the matrix giving the position of the last entries in each block is

$$M_0 = \begin{pmatrix} 3 & 6 & 10 & 13 \\ 5 & 8 & 12 & 14 \end{pmatrix}.$$

Then we have (taking $\omega = 1$)

$$M'_0 = M_0 - 1 \cdot \begin{pmatrix} 1 & 3 & 5 & 7 \\ 2 & 4 & 6 & 8 \end{pmatrix} = \begin{pmatrix} 2 & \cancel{3} & 5 & \cancel{6} \\ \cancel{3} & 4 & \cancel{6} & 6 \end{pmatrix} \rightarrow \begin{pmatrix} 2 & 5 \\ 4 & 6 \end{pmatrix} =: M_1,$$

and $m_1 = 2$, $\{J_{1,1}, J_{1,2}\} = \{6, 3\}$. Now (again taking $\omega = 1$)

$$M'_1 = M_1 - 1 \cdot \begin{pmatrix} 1 & 3 \\ 2 & 4 \end{pmatrix} = \begin{pmatrix} 1 & \cancel{2} \\ \cancel{2} & 2 \end{pmatrix} \rightarrow \begin{pmatrix} 1 \\ 2 \end{pmatrix} =: M_2,$$

and $m_2 = 1$, $J_{2,1} = 2$. Finally (also for $\omega = 1$)

$$M'_2 = M_2 - 1 \cdot \begin{pmatrix} 1 \\ 2 \end{pmatrix} = \begin{pmatrix} \emptyset \\ \emptyset \end{pmatrix} \rightarrow \emptyset$$

and $m_3 = 1$, $J_{3,1} = 0$. The resulting rigged configuration coincides with that of Example 11.

Proposition 15. For any sequence $\mathbf{u} \in \mathcal{U}^+$, the rigged configuration resulting from Takagi's algorithm, $\{Y(\mathbf{u}), J(\mathbf{u})\}$, where $Y(\mathbf{u})$ is a Young diagram and $J(\mathbf{u})$ is a set of riggings, coincides with the rigged Young diagram obtained via our approach, as introduced in subsection (2.2).

Proof. Consider a sequence $\mathbf{u} \in \mathcal{U}_N^+$ with $\text{Des}(\mathbf{u}) = \{d_1 > \dots > d_N\}$ and $\text{Asc}(\mathbf{u}) = \{a_1 > \dots > a_N\}$. The Takagi matrix M associated with \mathbf{u} is (2.57). Define a map \mathcal{T} as

$$\mathcal{T}(M) = M - \begin{pmatrix} 1 & 3 & \dots & 2N-1 \\ 2 & 4 & \dots & 2N \end{pmatrix}. \quad (2.60)$$

Define ω as above and

$$M^{(j)} = \mathcal{T}^j(M) = \begin{pmatrix} d_N^{(j)} & \cdots & d_1^{(j)} \\ a_N^{(j)} & \cdots & a_1^{(j)} \end{pmatrix} \quad (j = 1, 2, \dots, \omega). \quad (2.61)$$

For $j = 1, 2, \dots, \omega - 1$, denote by $\mathbf{u}^{(j)}$ the sequence corresponding to $M^{(j)}$. Note that $\text{des}(\mathbf{u}^{(j)}) = \text{asc}(\mathbf{u}^{(j)}) = N$, $\mathbf{u}^{(j)} = \Phi_{01}^j(\mathbf{u})$ for $j = 0, 1, \dots, \omega - 1$, and the following diagram commutes:

$$\begin{array}{ccccccc} M & \xrightarrow{\mathcal{T}} & M^{(1)} & \xrightarrow{\mathcal{T}} & M^{(2)} & \xrightarrow{\mathcal{T}} & \cdots & \xrightarrow{\mathcal{T}} & M^{(\omega-1)} \\ \downarrow & & \downarrow & & \downarrow & & & & \downarrow \\ \mathbf{u} & \xrightarrow{\Phi_{01}} & \mathbf{u}^{(1)} & \xrightarrow{\Phi_{01}} & \mathbf{u}^{(2)} & \xrightarrow{\Phi_{01}} & \cdots & \xrightarrow{\Phi_{01}} & \mathbf{u}^{(\omega-1)}. \end{array} \quad (2.62)$$

Thus we have

$$\lambda_j = \text{asc}(\mathbf{u}^{(j-1)}) = N \quad (j = 1, \dots, \omega), \quad (2.63)$$

$$J_j = \rho_{01}(\mathbf{u}^{(j-1)}) = \emptyset \quad (j = 1, \dots, \omega - 1), \quad (2.64)$$

and the first non-empty rigging appears for $\mathbf{u}^{(\omega-1)}$, which occurs at $d_j^{(\omega-1)} - a_j^{(\omega-1)} = 1$ that is $d_j - a_j = \omega$, or at $a_{j-1}^{(\omega-1)} - d_j^{(\omega-1)} = 1$ that is $a_{j-1} - d_j = \omega$.

Up to now, we have shown that the first ω columns of Figure 7, with their corresponding riggings, coincide exactly with those of Figure 8. As the matrix $M^{(\omega)}$ contains equal values in either the same column or the same antidiagonal, it does not correspond to any binary sequence. Denote by \widetilde{M} the matrix obtained by deleting all pairs of coinciding elements from $M^{(\omega)}$ and by $\widetilde{\mathbf{u}}$ the corresponding binary sequence. Clearly, $\widetilde{\mathbf{u}} = \Phi_{01}(\mathbf{u}^{(\omega-1)})$ and the following diagram commutes:

$$\begin{array}{ccc} M^{(\omega-1)} & \xrightarrow{\mathcal{T}} & M^{(\omega)} \xrightarrow{\text{pairwise deletion}} \widetilde{M} \\ \downarrow & & \downarrow \\ \mathbf{u}^{(\omega-1)} & \xrightarrow{\Phi_{01}} & \widetilde{\mathbf{u}}. \end{array} \quad (2.65)$$

This process can be repeated until all entries in M have been deleted. \square

Combining the results in this section, we conclude that the three approaches, the \mathfrak{sl}_2 -rigged configuration, 01-elimination with rigging and Takagi's M -matrix, are all equivalent. We remark that no explicit proof for this equivalence was presented in [Ta1].

3 Carrier with finite capacity

The carrier description of the box-ball system was introduced in [TM]. In the case where the site capacity is L and the carrier capacity is M , the time-evolution rule is given by

$$\begin{aligned} u_j^{t+1} &= u_j^t + \min\{v_j^t, L - u_j^t\} - \min\{u_j^t, M - v_j^t\}, \\ v_{j+1}^t &= v_j^t - \min\{v_j^t, L - u_j^t\} + \min\{u_j^t, M - v_j^t\}, \end{aligned} \quad (3.1)$$

where u_j^t denotes the number of balls in the j th box at time t , and v_j^t the number of balls in the carrier just before the j th box at time t . The rule (3.1) can be represented schematically as in Figure 9. The graphical representation in Figure 10 means the following [TM]; Assume the carrier carries v_j^t balls before it passes the j th box which contains u_j^t balls. At this stage the carrier has $M - v_j^t$ vacant spaces and the j th box has $L - u_j^t$. When the carrier passes the box, the carrier puts as many balls as possible into the box, and simultaneously, obtains as many balls from the box as possible, i.e., it offloads $\min\{v_j^t, L - u_j^t\}$ balls into the box and receives $\min\{u_j^t, M - v_j^t\}$ balls from the box. Obviously, the number of balls is conserved and we have $v_{j+1}^t - v_j^t = -(u_j^{t+1} - u_j^t)$. One time step in the evolution corresponds to the carrier moving through all boxes, from left to right, which gives rise to the equations (3.1).

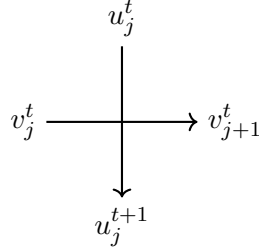


Figure 9: Graphical representation of (3.1)

The rule (3.1) can be obtained from the ultra-discrete limit of a modified discrete KdV equation [TM, KNW1]. It is equivalent to a combinatorial R -matrix of $A_1^{(1)}$ -type [NY] as shown in [HHIKTT].

Hereafter we fix the value of the box capacity at $L = 1$ (i.e., $u_j^t = 0$ or 1) and consider the transformation $T_M : \mathcal{U} \rightarrow \mathcal{U}; \{u_0, u_1, u_2, \dots\} \mapsto \{\bar{u}_0, \bar{u}_1, \bar{u}_2, \dots\}$, obtained from the recursion relations

$$\begin{aligned} \bar{u}_j &= u_j + \min\{v_j, 1 - u_j\} - \min\{u_j, M - v_j\}, \\ v_{j+1} &= v_j - \min\{v_j, 1 - u_j\} + \min\{u_j, M - v_j\}, \end{aligned} \quad (3.2)$$

for the boundary condition $v_0 = 0$. This process is represented graphically in Figure 10 and an example for $T_{M=2}$ is shown in Figure 11.

Like the Takahashi-Satsuma BBS, it is possible to describe rule (3.2) in terms of 10-arc lines.

Proposition 16. *The time-evolution rule T_M can be described as follows:*

- i) For $\mathbf{u} \in \mathcal{U}$, define $\mathbf{v} = (v_0, v_1, v_2, \dots)$ by the initial condition $v_0 = 0$ and the recursion relation (3.2).*
- ii) For an integer n , if $u_n = 1$ and $v_n = M$, then underline the “1” at the n th site.*
- iii) Apply the 10-arc line procedure of Section 2.1 while disregarding all the $\underline{1}$ ’s.*
- iv) Remove all the underlines.*

Let us consider the sequence $\mathbf{u} = 01110111000\dots$ under the condition $M = 2$ as an example. Using the second equation in (3.2), one can obtain the sequence $\mathbf{v} = \{v_0 = 0, v_1, v_2, \dots\}$ as $\mathbf{v} = 001221222100\dots$, and hence \mathbf{u} is underlined as $\mathbf{u} = 011\underline{1}01\underline{1}1000\dots$. Then $T_2(\mathbf{u})$ is obtained as in Figure 12, which coincides with the result in Figure 11.

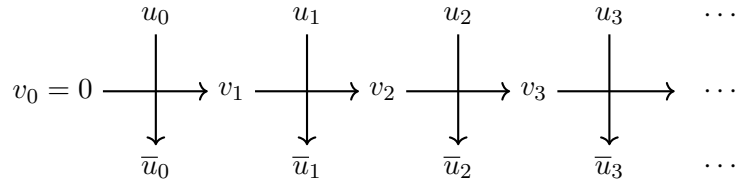


Figure 10: Graphical representation of T_M

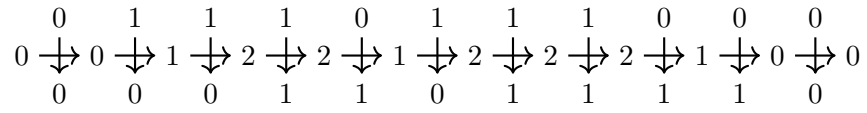


Figure 11: Example with $M = 2$

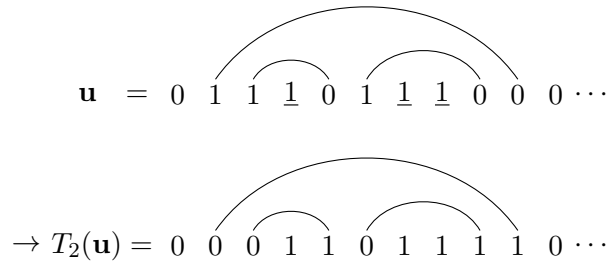


Figure 12: Example of time-evolution $T_{M=2}$

Then it follows from Proposition 16 that

$$T_{M-1} \circ \Phi_{10} = \Phi_{01} \circ T_M \quad (M = 1, 2, \dots), \quad (3.3)$$

which is the finite capacity version of (2.15). The relation (3.3) is best explained by an example. Starting from $\mathbf{u} = 0111100111000$, one has $(T_2 \circ \Phi_{10})(\mathbf{u}) = (\Phi_{10} \circ T_3) = 000110111$ as shown in Figure 13. Note that the operation Φ_{10} still eliminates 1st arcs in \mathbf{u} , though the 1st arcs do *not* always connect adjacent pairs of 1 and 0 (See Figure 13). Note also that T_1 is merely a forward shift Λ , since in the case $M = 1$ we have $\bar{u}_j = v_j = u_{j-1}$.

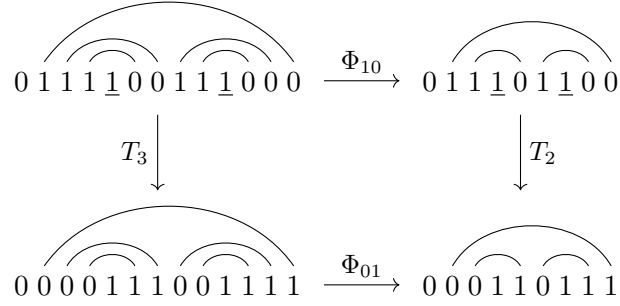


Figure 13: Example of the relation (3.3)

We can now consider invariants with respect to the T_M evolution.

Theorem 17. For $\mathbf{u} \in \mathcal{U}^+$, define ℓ as the minimal integer that satisfies $\mathcal{N}(\Phi_{01}^\ell)(\mathbf{u}) = 0$. For $j = 1, 2, \dots, \min\{\ell, M\}$, define $\lambda_j(\mathbf{u})$ as $\lambda_j(\mathbf{u}) := (\text{asc} \circ \Phi_{01}^{j-1})(\mathbf{u})$. Then we have $(\lambda_j \circ T_M)(\mathbf{u}) = \lambda_j(\mathbf{u})$.

Theorem 17 is a finite-carrier version of Theorem 3, and can be proved in the same manner by using (3.3) instead of (2.15).

Proof. The desired relation follows from

$$\Lambda^k \circ T_{M-k} \circ \Phi_{01}^k = \Phi_{01}^k \circ T_M \quad (k = 0, 1, 2, \dots, M), \quad (3.4)$$

which corresponds to Lemma 2. \square

In the finite-carrier case, besides the invariants that are covered by Theorem 17, we can consider yet another set of invariants whenever $\lambda_M := (\text{asc} \circ \Phi_{01}^{M-1})(\mathbf{u}) \neq 0$.

Theorem 18. Fix an integer $M > 1$. For $\mathbf{u} \in \mathcal{U}^{(M)}$, define $\mathbf{a} = \{a_1 > \dots > a_{\lambda_M}\}$ and $\mathbf{d} = \{d_1 > \dots > d_{\lambda_M}\}$ as

$$\mathbf{a} = \text{Asc}(\Phi_{01}^{M-1}(\mathbf{u})), \quad \mathbf{d} = \text{Des}(\Phi_{01}^{M-1}(\mathbf{u})), \quad (3.5)$$

i.e. $\Phi_{01}^{M-1}(\mathbf{u}) = \mathbf{u}(\mathbf{a}; \mathbf{d})$. Denote by ν_j the length of the j th block (counted from the right, see Figure 14) of consecutive 1s in $\mathbf{u}(\mathbf{a}; \mathbf{d})$,

$$\nu_j = d_j - a_j \quad (j = 1, \dots, \lambda_M). \quad (3.6)$$

Then the composition $\nu = (\nu_j)_{j=1,2,\dots,\lambda_M}$ is invariant under the action of T_M .

$$\begin{array}{cccccccccccccccc}
0 & a_n & & d_n & & a_{n-1} & & d_{n-1} & & \cdots & & a_2 & & d_2 & & a_1 & & d_1 & & 0 & \cdots \\
0 & \cdots & 0 & \underbrace{1 \cdots 1}_{\nu_n} & 0 & \cdots & 0 & \underbrace{1 \cdots 1}_{\nu_{n-1}} & \cdots \cdots \cdots & 0 & \underbrace{1 \cdots 1}_{\nu_2} & 0 & \cdots & 0 & \underbrace{1 \cdots 1}_{\nu_1} & 0 & \cdots & & & &
\end{array}$$

Figure 14: Definition of the composition ν

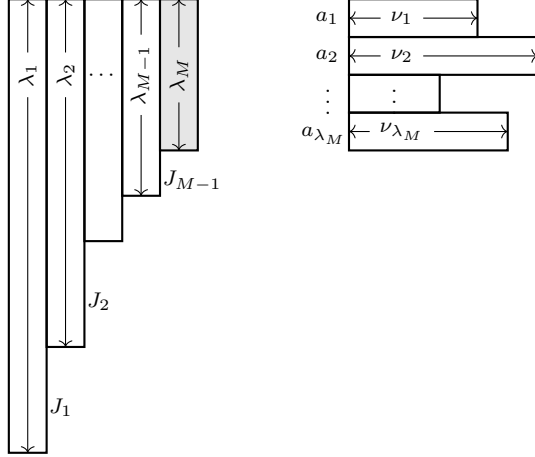


Figure 15: Modified rigged configurations

Proof. Setting $k = M - 1$ in (3.4), we have

$$\Phi_{01}^{M-1} \circ T_M = \Lambda^{M-1} \circ T_1 \circ \Phi_{01}^{M-1} = \Lambda^M \circ \Phi_{01}^{M-1}. \quad (3.7)$$

This means that $\Phi_{01}^{M-1}(\mathbf{u})$ and $(\Phi_{01}^{M-1} \circ T_M)(\mathbf{u})$ coincide up to a forward shift by M steps (which is the maximum speed in the system). \square

Note that the existence of a $\nu_j > 1$ implies that the corresponding soliton has a length greater than the maximum speed M allowed by the time evolution T_M .

The data $\mathbf{a} = \{a_1 > \cdots > a_{\lambda_M}\}$ and $\mathbf{d} = \{d_1 > \cdots > d_{\lambda_M}\}$ in Theorem 18 satisfy the interlacing condition (2.4). Thus ν_j satisfies $0 < \nu_j < a_{j-1} - a_j$ ($j = 2, 3, \dots$). For $\mathbf{u} \in \mathcal{U}^{(M)}$, we can define a modified version of (2.50):

$$KKR^{(M)} : \mathbf{u} \mapsto \{(\lambda_1, \dots, \lambda_M), \{J_1, \dots, J_{M-1}\}, (\nu_1, \dots, \nu_{\lambda_M}), \{a_1, \dots, a_{\lambda_M}\}\}. \quad (3.8)$$

The data on the right-hand side of (3.8) satisfy the conditions

$$\begin{aligned}
\lambda_1 \geq \cdots \geq \lambda_{M-1} \geq 0, \quad J_{i,1} \geq \cdots \geq J_{i,m_i} \geq 0 \quad (i = 1, \dots, M-1), \\
0 < \nu_j < a_{j-1} - a_j \quad (j = 2, \dots, \lambda_M),
\end{aligned} \quad (3.9)$$

with $m_j = \lambda_j - \lambda_{j+1}$ ($j = 1, \dots, M-1$). This can be represented graphically as in Figure 15. Gluing two diagrams in Figure 15, with deleting the M th column of λ (shaded in Figure 15), gives the ‘‘asymptotic soliton contents’’ for the case with finite capacity (Figure 16).

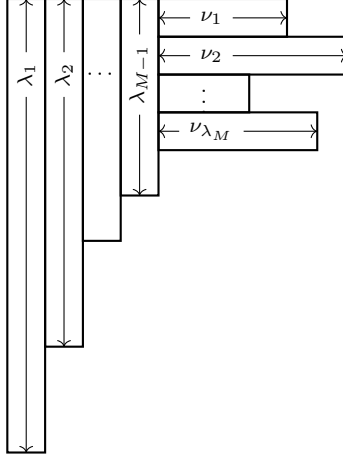


Figure 16: Asymptotic soliton contents for T_M

Example 19. $M = 2$, $\mathbf{u} = 00001101100110100 \dots \in \mathcal{U}^+$ (same initial condition as Example 11)

$$\begin{aligned}
 \mathbf{u} &= 00001101100110100000000000 \dots \\
 T_2(\mathbf{u}) &= 00000010111001011000000000 \dots \\
 T_2^2(\mathbf{u}) &= 000000010011101001100000000 \dots \\
 T_2^3(\mathbf{u}) &= 000000001000110110011000000 \dots \\
 T_2^4(\mathbf{u}) &= 000000000100001011100110000 \dots \\
 T_2^5(\mathbf{u}) &= 000000000010000100111001100 \dots
 \end{aligned}$$

$$\begin{aligned}
 \lambda_1 = \text{asc}(\mathbf{u}) &= 4, & \rho_{01}(\mathbf{u}) &= \{3, 6\}, & \Phi_{01}(\mathbf{u}) &= 000110100 \dots, \\
 \lambda_2 = \text{asc}(\Phi_{01}(\mathbf{u})) &= 2, & \nu &= \{1, 2\}, & a_1 &= 5, & a_2 &= 2.
 \end{aligned}$$

$$KKR^{(M)}(\mathbf{u}) : \left\{ \begin{array}{c} \begin{array}{|c|c|} \hline \square & \square \\ \hline \square & \square \\ \hline \square & 6 \\ \hline \square & 3 \\ \hline \end{array}, \begin{array}{c} 5 \\ 2 \end{array} \begin{array}{|c|c|} \hline \square & \square \\ \hline \square & \square \\ \hline \end{array} \right\} \rightarrow \text{asymptotic soliton contents: } \begin{array}{|c|c|c|} \hline \square & \square & \square \\ \hline \square & \square & \square \\ \hline \square & & \square \\ \hline \end{array}$$

Theorem 20. Fix an integer $M > 1$. For $\mathbf{u} \in \mathcal{U}^{(M)}$, define \mathbf{a} , \mathbf{d} , $\nu = (\nu_j)_{j=1, \dots, \lambda_M}$ in the same way as in Theorem 18. Denote by $\mu^{(j)}$ the conjugate partition of $(\lambda_1, \dots, \lambda_j)$ ($j = 1, \dots, M$). Then $\mu^{(M)}$ yields the speeds of the solitons. Moreover, the lengths of the solitons that are asymptotic with respect to T_M are given by the formula (cf. Figure 16)

$$\begin{cases} \mu_j + \nu_j & (1 \leq j \leq \lambda_M), \\ \mu_j & (\lambda_M < j \leq \lambda_1). \end{cases} \quad (3.10)$$

A proof of this theorem will be given after the linearization property for this case has been explained.

In order to establish the linearization property for the time-evolution T_M , we first introduce the map $\kappa_M : \mathcal{U} \rightarrow \mathcal{U}$,

$$(\kappa_M(\mathbf{u}))_n = \begin{cases} 0 & \text{if } (\mathbf{u})_n = \underline{1}, \\ (\mathbf{u})_n & \text{otherwise.} \end{cases} \quad (3.11)$$

Lemma 21. *Assume $M \geq 2$. Then $(\rho_{01} \circ \kappa_M)(\mathbf{u}) = \rho_{01}(\mathbf{u})$ for all $\mathbf{u} \in \mathcal{U}$.*

Proof. It is clear that κ_M does not affect the position of the 01 pairs, and that, since the pattern “ $\underline{11}$ ” never occurs, no new 01 pairs can appear as a result of κ_M . Because the pattern “ $0\underline{1}$ ” also never occurs, the only pattern that needs to be considered is “01” (without underline).

We consider the following patterns that include a 01 pair in the middle, and the action of κ_M onto them:

$$(i) \ 0 \widehat{0} \underline{1} \underline{1}, \quad (ii) \ 1 \widehat{0} \underline{1} \underline{1}, \quad (iii) \ \underline{1} \widehat{0} \underline{1} 0, \quad (iv) \ \underline{1} \widehat{0} \underline{1} 1, \quad (v) \ \underline{1} \widehat{0} \underline{1} \underline{1}.$$

However, the pattern (i) never occurs when $M \geq 2$, and the pattern (iv) never occurs because the rightmost 1 should be $\underline{1}$. In the remaining patterns, the action of κ_M has no influence on whether the position of $\widehat{0}1$ is recorded or not. \square

Note that because $\sigma \circ \rho_{01}$ is nothing but ρ_{10} (as in Lemma 5), we also find that

$$\rho_{10} \circ \kappa_M = \rho_{10}. \quad (3.12)$$

Moreover, as for any $\mathbf{u} \in \mathcal{U}$ 10-arc lines of $\kappa_M(\mathbf{u})$ coincide with 01-arc lines of $T_M(\mathbf{u})$ it follows that

$$\rho_{10} \circ \kappa_M = \rho_{01} \circ T_M, \quad (3.13)$$

and hence we find that for $M \geq 2$,

$$\rho_{10} = \rho_{01} \circ T_M, \quad (3.14)$$

which is the finite capacity version of (2.53). Furthermore, as $T_1 = \Lambda$, it is immediately clear from (2.36) that relation (3.14) also holds in the case $M = 1$.

Theorem 22 (cf. [KOSTY, Ta1]). $\bar{J}_k := (\rho_{01} \circ (\Phi_{01})^{k-1} \circ T_M)(\mathbf{u}) = \sigma^k(J_k) \quad (k = 1, 2, \dots, M)$

Proof. Using (2.36), (3.4), (3.14) and Lemma 5, we have

$$\bar{J}_k = \left(\rho_{01} \circ \Lambda^{k-1} \circ T_{M-k+1} \circ (\Phi_{01})^{k-1} \right) (\mathbf{u}) = \left(\sigma^k \circ \rho_{01} \circ (\Phi_{01})^{k-1} \right) (\mathbf{u}) = \sigma^k(J_k) \quad (3.15)$$

for $k = 1, 2, \dots, M$. \square

Remark 23. In [Ta2], the linearization of T_M (Theorem 22) has been proved based on the commutativity of T_M and T ($= T_\infty$).

Proof of Theorem 20. As in the proof of Theorem 4, we know that there exists an integer k such that the riggings at step k , $\{J_{i,j}(k)\}$, satisfy

$$J_{i+1, m_{i+1}} - J_{i,1} > \mu_{\lambda_i} \quad (i = 1, \dots, M-1). \quad (3.16)$$

As before, repeated application of the 01-insertion map Ψ_{01} results in a state that satisfies the condition

$$J_{\tilde{\ell},1} \geq J_{\tilde{\ell},2} \geq \dots \geq J_{\tilde{\ell}, m_{\tilde{\ell}}} > J_{\tilde{\ell}-1,1} \geq \dots \geq J_{2, m_2} > J_{1,1} \geq \dots \geq J_{1, m_1}, \quad (3.17)$$

where $\tilde{\ell} = \min\{\ell, M\}$ for ℓ defined as in Figure 7. The μ_{λ_i} are therefore the asymptotic soliton speeds and lengths for all $i = 1, \dots, M-1$, and also for $i = M$ if all ν_j are either 0 or 1.

In the remaining case, where at least one of the ν_j is greater than 1, the pattern labeled by $(\nu_1, \dots, \nu_{\lambda_M})$ and $\{a_1, \dots, a_{\lambda_M}\}$ is “frozen”, i.e. simply translates at speed 1. In this case, under the condition (3.16), $M-1$ applications of the 01-insertion map Ψ_{01} result in solitons with lengths $\mu_j + \nu_j$, moving with speed M . \square

4 Combinatorial statistics and fermionic formula

In section 2, we have introduced the invariants $\lambda_k = (\text{asc} \circ \Phi_{01}^{k-1})(\mathbf{u})$ and the riggings $J_k = (\rho_{01} \circ \Phi_{01}^{k-1})(\mathbf{u})$ for $\mathbf{u} \in \mathcal{U}^+$. Now, for a $\mathbf{u} \in \mathcal{U}$ that begins with 01, the associated rigging $\rho_{01}(\mathbf{u})$ will contain the value -1 . Taking $\mathbf{u} = 010010000 \dots$ for example, we have

$$\mathbf{u} = 0 \widehat{1} 0 0 \widehat{1} 0 0 0 0 \dots \Rightarrow \begin{cases} \Phi_{01}(\mathbf{u}) = | 0 | 0 0 0 0 \dots, \\ \rho_{01}(\mathbf{u}) = \{-1, 0\}. \end{cases} \quad (4.1)$$

where the vertical lines correspond to “0-solitons”, as before. To facilitate a combinatorial interpretation, we shall therefore consider a subset of \mathcal{U} for which ρ_{01} only takes non-negative values:

$$\tilde{\mathcal{U}} = \{\mathbf{u} = (u_0, u_1, u_2, \dots) \mid u_0 = u_1 = 0, u_j = 0 \text{ or } 1 (j = 2, 3, \dots)\}. \quad (4.2)$$

We define $\tilde{\mathcal{U}}^{(n)}$ recursively by

$$\tilde{\mathcal{U}}^{(1)} = \tilde{\mathcal{U}}, \quad \tilde{\mathcal{U}}^{(n)} = \Phi_{01}^{-1}(\tilde{\mathcal{U}}^{(n-1)}) \cap \tilde{\mathcal{U}} \quad (n = 2, 3, \dots), \quad (4.3)$$

and $\tilde{\mathcal{U}}^+$ by

$$\tilde{\mathcal{U}}^+ = \left\{ \mathbf{u} \in \tilde{\mathcal{U}} \mid \sum_{j=1}^k \chi((\mathbf{u})_j = 0) \geq \sum_{j=1}^k \chi((\mathbf{u})_j = 1) \text{ for } k = 1, 2, \dots \right\}. \quad (4.4)$$

It follows that

$$\tilde{\mathcal{U}} = \tilde{\mathcal{U}}^{(1)} \supset \tilde{\mathcal{U}}^{(2)} \supset \dots \supset \tilde{\mathcal{U}}^{(n)} \supset \dots \supset \tilde{\mathcal{U}}^+. \quad (4.5)$$

For positive integers N, k, m such that $N \geq 2k$, define $\mathcal{P}^{(m)}(N, k)$ and $\mathcal{P}^+(N, k)$ as

$$\mathcal{P}^{(m)}(N, k) = \left\{ \mathbf{u} \in \tilde{\mathcal{U}}^{(m)} \mid \mathcal{N}(\mathbf{u}) = k, (\mathbf{u})_j = 0 \text{ for all } j > N \right\}, \quad (4.6)$$

$$\mathcal{P}^+(N, k) = \left\{ \mathbf{u} \in \tilde{\mathcal{U}}^+ \mid \mathcal{N}(\mathbf{u}) = k, (\mathbf{u})_j = 0 \text{ for all } j > N \right\}. \quad (4.7)$$

Since in the states that belong to the sets (4.6) and (4.7) all u_j are zero beyond $j = N$, we can regard the number $N + 1$ as representing the total number of boxes to consider in our combinatorial problem, and k as the number of balls that go into those boxes. Moreover, since λ_i is equal to the number of 01-pairs that are eliminated in the i th application of Φ_{01} , it is clear that the i th *vacancy number* p_i (cf. (2.46))

$$p_i = N - 2 \sum_{k=1}^i \lambda_k \quad (i = 1, \dots, \ell), \quad (4.8)$$

can be interpreted as the number of remaining boxes after i 01-eliminations. Given $\mathbf{u} \in \mathcal{P}^{(n)}(N, k)$, define a partition $\lambda = (\lambda_1, \dots, \lambda_\ell)$ as in (2.16) and, as before, take m_i ($i = 1, 2, \dots, \ell$) to be

$$m_i = \begin{cases} \lambda_i - \lambda_{i+1} & (i = 1, \dots, \ell - 1), \\ \lambda_\ell & (i = \ell). \end{cases} \quad (4.9)$$

The riggings $J_i = \{J_{i,1}, \dots, J_{i,m_i}\}$ of course satisfy

$$p_i \geq J_{i,1} \geq \dots \geq J_{i,m_i} \geq 0. \quad (4.10)$$

Given a partition $\lambda = (\lambda_1, \dots, \lambda_\ell)$ of length ℓ , we denote by $\mathcal{P}^+(N; \lambda)$ the following finite subset of $\mathcal{P}^+(N, \sum_i \lambda_i)$:

$$\mathcal{P}^+(N; \lambda) = \left\{ \mathbf{u} \in \mathcal{P}^+(N, \sum_i \lambda_i) \mid \text{asc}(\Phi_{01}^{i-1}(\mathbf{u})) = \lambda_i \ (i = 1, 2, \dots, \ell), \ \Phi_{01}^\ell(\mathbf{u}) = \mathbf{0} \right\}, \quad (4.11)$$

and by $\text{Rig}(N; \lambda)$ the set of possible riggings that correspond to a $\mathbf{u} \in \mathcal{P}^+(N; \lambda)$:

$$\text{Rig}(N; \lambda) = \{J_{i,k} \ (i = 1, \dots, \ell, \ k = 1, \dots, m_i) \text{ that satisfy the condition (4.10)}\}. \quad (4.12)$$

Then the map

$$\begin{aligned} \mathcal{P}^+(N; \lambda) &\rightarrow \text{Rig}(N; \lambda) \\ \mathbf{u} &\mapsto \{J_{i,1} \geq \dots \geq J_{i,m_i}\} = \rho_{01}(\Phi_{01}^{i-1}(\mathbf{u})) \quad (i = 1, 2, \dots, \ell) \end{aligned} \quad (4.13)$$

is a bijection (KKR bijection) since the partition λ can be reconstructed from the riggings:

$$\lambda_{\ell-i} = m_\ell + m_{\ell-1} + \dots + m_{\ell-i} \quad (i = 0, \dots, \ell - 1). \quad (4.14)$$

Note that

$$\mathcal{P}^+(N, k) = \bigsqcup_{\lambda \vdash k} \mathcal{P}^+(N; \lambda), \quad (4.15)$$

where $\lambda \vdash k$ means that λ is a partition of k .

Example 24 ($N = 6, k = 3$).

$$\begin{aligned} \mathcal{P}^+(N = 6, k = 3) &= \mathcal{P}^+(6; (1, 1, 1)) \sqcup \mathcal{P}^+(6; (2, 1)) \sqcup \mathcal{P}^+(6; (3)), \\ \mathcal{P}^+(6; (1, 1, 1)) &= \{0000111\}, \\ \mathcal{P}^+(6; (2, 1)) &= \{0010011, 0001011, 0001101\}, \\ \mathcal{P}^+(6; (3)) &= \{0010101\}. \end{aligned}$$

Before considering combinatorial statistics on $\mathcal{P}^+(N; \lambda)$, we must prepare some notation. Given a sequence $\mathbf{u} \in \mathcal{U}$, we define $\text{maj}(\mathbf{u})$ and $\text{comaj}(\mathbf{u})$ as

$$\text{maj}(\mathbf{u}) = \sum_{i \in \text{Des}(\mathbf{u})} i, \quad \text{comaj}(\mathbf{u}) = \sum_{i \in \text{Asc}(\mathbf{u})} i, \quad (4.16)$$

which are known as the major index and the comajor index, respectively [Mac, Man, Kr]. We remark that the comajor index $\text{comaj}(\mathbf{u})$ is equivalent to the energy of \mathbf{u} discussed in [Sc1, Ta1, Ta2].

Lemma 25. $\text{maj}(\mathbf{u}) = \text{comaj}(\mathbf{u}) + \mathcal{N}(\mathbf{u})$ for any $\mathbf{u} \in \mathcal{U}$.

Proof. Consider the quantity $\nu_j = d_j - a_j$ ($j = 1, \dots, \lambda_1$) defined as (3.6) in Theorem 18, which represents the length of the j th block (from the right) of consecutive 1s. The desired result follows from $\sum_j \nu_j = \mathcal{N}(\mathbf{u})$. \square

Theorem 26. Given $\mathbf{u} \in \mathcal{U}$, we have

$$\text{comaj}(\mathbf{u}) = \text{comaj}(\Phi_{01}(\mathbf{u})) + \text{asc}(\mathbf{u})^2 + \sum_{j \in \rho_{01}(\mathbf{u})} j, \quad (4.17)$$

$$\text{maj}(\mathbf{u}) = \text{maj}(\Phi_{10}(\mathbf{u})) + \text{des}(\mathbf{u})^2 + \sum_{j \in \rho_{10}(\mathbf{u})} j. \quad (4.18)$$

Proof. Set $N = \text{asc}(\mathbf{u})$ and $\mathbf{a} = \{a_1 > \cdots > a_N\} = \text{Asc}(\mathbf{u})$. Then $\text{comaj}(\mathbf{u}) = \sum_{i=1}^N a_i$.

Let I'_1, \dots, I'_N be the sets of integers constructed from \mathbf{u} by the recursion relations (2.32), (2.33) with the initial condition $I'_0 = \emptyset$. From the definition (2.27), it follows that

$$f_{\mathbf{a}}(a_i) = a_i - 2N + 2i - 1, \quad (4.19)$$

and

$$f_{\mathbf{a}}(I'_N) = \rho_{01}(\mathbf{u}), \quad f_{\mathbf{a}}(\mathbf{a} \setminus I'_N) = \text{Asc}(\Phi_{01}(\mathbf{u})). \quad (4.20)$$

Thus we have

$$\begin{aligned} \text{comaj}(\mathbf{u}) &= \sum_{i=1}^N a_i = \sum_{i=1}^N \{f_{\mathbf{a}}(a_i) + 2N + 1 - 2i\} \\ &= N^2 + \sum_{i=1}^N f_{\mathbf{a}}(a_i) = N^2 + \text{comaj}(\Phi_{01}(\mathbf{u})) + \sum_{j \in \rho_{01}(\mathbf{u})} j. \end{aligned} \quad (4.21)$$

Thus we have obtained (4.17). The remaining relation (4.18) can be proved along the same lines. \square

We consider the generating function of the comajor index on the finite subset $\mathcal{P}^+(N; \lambda)$:

$$Z(N; \lambda) = \sum_{\mathbf{u} \in \mathcal{P}^+(N; \lambda)} q^{\text{comaj}(\mathbf{u})}. \quad (4.22)$$

In what follows, we shall show that the generating function (4.22) can be expressed in terms of q -binomial coefficients,

$$\begin{bmatrix} m+n \\ m \end{bmatrix}_q = \frac{[m+n]_q!}{[m]_q! [n]_q!}, \quad [n]_q! = \prod_{k=1}^n [k]_q, \quad [k]_q = \frac{1-q^k}{1-q}. \quad (4.23)$$

We first prepare a lemma.

Lemma 27 ([Mac]).

$$\sum_{p \geq j_1 \geq j_2 \geq \cdots \geq j_m \geq 0} q^{\sum_{k=1}^m j_k} = \begin{bmatrix} p+m \\ m \end{bmatrix}_q \quad (4.24)$$

This can be proved by showing the both sides of (4.24) satisfy the same recursion

$$\begin{bmatrix} p+m+1 \\ m+1 \end{bmatrix}_q = \begin{bmatrix} p+m \\ m \end{bmatrix}_q + q^{m+1} \begin{bmatrix} p+m \\ m+1 \end{bmatrix}_q, \quad (4.25)$$

and the boundary condition

$$\begin{bmatrix} n \\ 0 \end{bmatrix}_q = \begin{bmatrix} n \\ n \end{bmatrix}_q = 1, \quad \begin{bmatrix} n \\ 1 \end{bmatrix}_q = \frac{1-q^n}{1-q}. \quad (4.26)$$

Theorem 28 (Fermionic formula of $A_1^{(1)}$ -type [HKOTT, O, Sc2]). $Z(N, \lambda) = \prod_{i=1}^{\ell} q^{\lambda_i^2} \begin{bmatrix} p_i + m_i \\ m_i \end{bmatrix}_q$, where m_i and p_i are as defined in formulas (2.46) and (4.9), for the partition $\lambda = (\lambda_1, \dots, \lambda_{\ell})$.

Proof. Using Theorem 26 recursively, we have

$$\text{comaj}(\mathbf{u}) = \sum_{i=1}^{\ell} \left(\lambda_i^2 + \sum_{k=1}^{m_i} J_{i,k} \right) \quad (4.27)$$

for $\mathbf{u} \in \mathcal{P}^+(N, (\lambda_1, \dots, \lambda_\ell))$. We therefore obtain

$$\begin{aligned} Z(N, \lambda) &= \sum_{\mathbf{u} \in \mathcal{P}^+(N; \lambda)} q^{\text{comaj}(\mathbf{u})} = \sum_{J_1} \sum_{J_2} \dots \sum_{J_\ell} q^{\sum_{i=1}^{\ell} (\lambda_i^2 + \sum_{k=1}^{m_i} J_{i,k})} \\ &= q^{\lambda_1^2 + \lambda_2^2 + \dots + \lambda_\ell^2} \sum_{J_1} q^{\sum_{k_1=1}^{m_1} J_{1,k_1}} \sum_{J_2} q^{\sum_{k_2=1}^{m_2} J_{2,k_2}} \dots \sum_{J_\ell} q^{\sum_{k_\ell=1}^{m_\ell} J_{\ell,k_\ell}}. \end{aligned} \quad (4.28)$$

Applying (4.24) to (4.28), we have the desired result since the $J_i = \{J_{i,1}, \dots, J_{i,m_i}\}$ satisfy condition (4.10). \square

Remark 29. *Theorem 28 is related to a natural q -analogue of the Catalan numbers [FH, Ki, R], defined by*

$$C_n(q) = \frac{1}{[n+1]_q} \begin{bmatrix} 2n \\ n \end{bmatrix}_q, \quad (4.29)$$

which is connected to a comajor counting as

$$C_n(q) = q^{-n} \sum_{\mathbf{u} \in \mathcal{P}^+(2n, n)} q^{\text{comaj}(\mathbf{u})} = q^{-n} \sum_{|\lambda|=n} \prod_{i=1}^{\ell(\lambda)} q^{\lambda_i^2} \begin{bmatrix} p_i + m_i \\ m_i \end{bmatrix}_q. \quad (4.30)$$

Example 30 ($N = 10$, $k = 5$, $\lambda = (2, 2, 1)$).

$$\mathcal{P}^+(10; (2, 2, 1)) = \{000110001111, 000011001111, 000011100111\}.$$

As can be seen from Table 1, the identity of Theorem 28 in this case gives

$$Z(10, (2, 2, 1)) = q^{2+7} + q^{3+7} + q^{3+8} = q^{2^2} \begin{bmatrix} 6+0 \\ 0 \end{bmatrix}_q \cdot q^{2^2} \begin{bmatrix} 2+1 \\ 1 \end{bmatrix}_q \cdot q^{1^2} \begin{bmatrix} 0+1 \\ 1 \end{bmatrix}_q.$$

| $\mathbf{u} = u_0 u_1 u_2 \dots u_{10}$ | $\text{Asc}(\mathbf{u})$ | $\{J_1, J_2, J_3\}$ | rigged configuration |
|---|--------------------------|-------------------------------|---|
| 000110001111 | $\{7, 2\}$ | $\{\emptyset, \{0\}, \{0\}\}$ | $\begin{array}{ c c c } \hline \square & \square & \square \\ \hline \square & \square & 0 \\ \hline \end{array}$ |
| 000011001111 | $\{7, 3\}$ | $\{\emptyset, \{1\}, \{0\}\}$ | $\begin{array}{ c c c } \hline \square & \square & \square \\ \hline \square & \square & 1 \\ \hline \end{array}$ |
| 000011100111 | $\{8, 3\}$ | $\{\emptyset, \{2\}, \{0\}\}$ | $\begin{array}{ c c c } \hline \square & \square & \square \\ \hline \square & \square & 2 \\ \hline \end{array}$ |

Table 1: $\mathcal{P}^+(10; (2, 2, 1))$

We now consider partition functions associated with the modified version of the KKR map (3.8). Given a partition $\lambda = (\lambda_1 \geq \dots \geq \lambda_M)$ of length M , a composition $\nu = (\nu_1, \dots, \nu_{\lambda_M})$ of length λ_M , and an integer $N \geq \lambda_1 + \dots + \lambda_{M-1} + \nu_1 + \dots + \nu_{\lambda_M}$, we set

$$\mathcal{P}^{(M)}(N; \lambda, \nu) = \left\{ \mathbf{u} \in \mathcal{P}^{(M)}(N, |\lambda| + |\nu|) \mid \text{asc}(\Phi_{01}^{i-1}(\mathbf{u})) = \lambda_i \ (i = 1, \dots, M), \right. \\ \left. \nu_j = d_j^{(M-1)} - a_j^{(M-1)} \ (j = 1, \dots, m_M) \right\}, \quad (4.31)$$

where $\{d_j^{(M-1)}\} := \text{Des}(\Phi_{01}^{M-1}(\mathbf{u}))$ and $\{a_j^{(M-1)}\} := \text{Asc}(\Phi_{01}^{M-1}(\mathbf{u}))$.

Example 31 ($M = 2, N = 10, \lambda = (2, 2), \nu = (2, 1)$).

$$\mathcal{P}^{(2)}(10; (2, 2), (2, 1)) = \{00011001110, 00011000111, 00001100111\}.$$

| $\mathbf{u} = u_0 u_1 u_2 \dots u_{10}$ | $\text{Asc}(\mathbf{u})$ | modified rigged configuration |
|---|--------------------------|---|
| 00011001110 | $\{6, 2\}$ | $\left\{ \begin{array}{ c c } \hline \square & \blacksquare \\ \hline \square & \blacksquare \\ \hline \end{array}, \begin{array}{c} 3 \\ 1 \end{array} \begin{array}{ c c } \hline \square & \square \\ \hline \square & \square \\ \hline \end{array} \right\}$ |
| 00011000111 | $\{7, 2\}$ | $\left\{ \begin{array}{ c c } \hline \square & \blacksquare \\ \hline \square & \blacksquare \\ \hline \end{array}, \begin{array}{c} 4 \\ 1 \end{array} \begin{array}{ c c } \hline \square & \square \\ \hline \square & \square \\ \hline \end{array} \right\}$ |
| 00001100111 | $\{7, 3\}$ | $\left\{ \begin{array}{ c c } \hline \square & \blacksquare \\ \hline \square & \blacksquare \\ \hline \end{array}, \begin{array}{c} 4 \\ 2 \end{array} \begin{array}{ c c } \hline \square & \square \\ \hline \square & \square \\ \hline \end{array} \right\}$ |

Table 2: $\mathcal{P}^{(2)}(10; (2, 2), (2, 1))$

Remark 32. The associated soliton contents (asymptotic length of solitons) for Example 30 (as given in Table 1) and those for Example 31 (Table 2) are the same, given by $\begin{array}{|c|c|} \hline \square & \square \\ \hline \square & \square \\ \hline \end{array}$.

Example 33 ($M = 2, N = 10, \lambda = (2, 2), \nu = (1, 2)$).

$$\mathcal{P}^{(2)}(10; (2, 2), (1, 2)) = \{00011100110, 00011100011, 00001110011\}.$$

| $\mathbf{u} = u_0 u_1 u_2 \dots u_{10}$ | $\text{Asc}(\mathbf{u})$ | modified rigged configuration |
|---|--------------------------|---|
| 00011100110 | $\{7, 2\}$ | $\left\{ \begin{array}{ c c } \hline \square & \blacksquare \\ \hline \square & \blacksquare \\ \hline \end{array}, \begin{array}{c} 4 \\ 1 \end{array} \begin{array}{ c c } \hline \square & \square \\ \hline \square & \square \\ \hline \end{array} \right\}$ |
| 00011100011 | $\{8, 2\}$ | $\left\{ \begin{array}{ c c } \hline \square & \blacksquare \\ \hline \square & \blacksquare \\ \hline \end{array}, \begin{array}{c} 5 \\ 1 \end{array} \begin{array}{ c c } \hline \square & \square \\ \hline \square & \square \\ \hline \end{array} \right\}$ |
| 00001110011 | $\{8, 3\}$ | $\left\{ \begin{array}{ c c } \hline \square & \blacksquare \\ \hline \square & \blacksquare \\ \hline \end{array}, \begin{array}{c} 5 \\ 2 \end{array} \begin{array}{ c c } \hline \square & \square \\ \hline \square & \square \\ \hline \end{array} \right\}$ |

Table 3: $\mathcal{P}^{(2)}(10; (2, 2), (1, 2))$

For a partition $\lambda = (\lambda_1, \dots, \lambda_M)$ and a composition $\nu = (\nu_1, \dots, \nu_{\lambda_M})$, we define the space of riggings for the finite carrier case as

$$\text{Rig}^{(M)}(N; \lambda, \nu) = \left\{ \begin{array}{l} J_1 = \{J_{1,1}, \dots, J_{1,m_1}\} \in \mathbb{Z}^{m_1}, \\ \dots\dots\dots \\ J_{\ell-1} = \{J_{M-1,1}, \dots, J_{M-1,m_{\ell-1}}\} \in \mathbb{Z}^{m_{M-1}}, \\ a_1, \dots, a_{\lambda_M} \in \mathbb{Z} \end{array} \left| \begin{array}{l} p_1 \geq J_{1,1} \geq \dots \geq J_{1,m_1} \geq 0, \\ \dots\dots\dots \\ p_{M-1} \geq J_{M-1,1} \geq \dots \geq J_{M-1,m_{M-1}} \geq 0, \\ a_1 + \nu_1 \leq N, \quad a_j + \nu_j < a_{j-1} \quad (j = 2, \dots, \lambda_M) \end{array} \right. \right\}. \quad (4.32)$$

The map (3.8) is a bijection from $\mathcal{P}^{(M)}(N; \lambda, \nu)$ to $\text{Rig}^{(M)}(N; \lambda, \nu)$. In other words, the data $\{\{J_1, \dots, J_{M-1}\}, \{a_1, \dots, a_{\lambda_M}\}\} \in \text{Rig}^{(M)}(N; \lambda, \nu)$ uniquely parametrises an element $\mathbf{u} \in \mathcal{P}^{(M)}(N; \lambda, \nu)$.

Consider the comajor counting associated with $\mathcal{P}^{(M)}(N; \lambda, \nu)$:

$$Z^{(M)}(N; \lambda, \nu) = \sum_{\mathbf{u} \in \mathcal{P}^{(M)}(N; \lambda, \nu)} q^{\text{comaj}(\mathbf{u})}. \quad (4.33)$$

Theorem 34 (Fermionic formula for a BBS with a carrier of finite capacity M).

$$Z^{(M)}(N; \lambda, \nu) = \left(\prod_{j=1}^{M-1} q^{\lambda_j^2} \begin{bmatrix} p_j + m_j \\ m_j \end{bmatrix}_q \right) \left(q^{\lambda_M(\lambda_M+1)/2} \prod_{k=1}^{\lambda_M} q^{(k-1)\nu_k} \right) \begin{bmatrix} p_{M-1} - |\nu| \\ \lambda_M \end{bmatrix}_q. \quad (4.34)$$

Example 35. In the cases of Example 31 and Example 33, the identity (4.34) gives

$$\begin{aligned} Z^{(2)}(10; (2, 2), (2, 1)) &= q^{2+6} + q^{2+7} + q^{3+7} = q^{2^2} \begin{bmatrix} 6+0 \\ 0 \end{bmatrix}_q \cdot (q^3 q^1) \cdot \begin{bmatrix} 6-3 \\ 2 \end{bmatrix}_q, \\ Z^{(2)}(10; (2, 2), (1, 2)) &= q^{2+7} + q^{2+8} + q^{3+8} = q^{2^2} \begin{bmatrix} 6+0 \\ 0 \end{bmatrix}_q \cdot (q^3 q^2) \cdot \begin{bmatrix} 6-3 \\ 2 \end{bmatrix}_q. \end{aligned}$$

Theorem 34 follows directly from Theorem 26 and

Lemma 36. Given a composition $\nu = (\nu_1, \dots, \nu_n)$ and an integer $N' \geq \nu_1 + \dots + \nu_n + n$, we define

$$\mathcal{P}'(N'; \nu) = \left\{ \mathbf{u} \in \tilde{\mathcal{U}} \mid (\mathbf{u})_j = 0 \text{ if } j > N', \text{ length of the } j\text{th soliton} = \nu_j \text{ (} j = 1, \dots, n) \right\}. \quad (4.35)$$

Then we have

$$\sum_{\mathbf{u} \in \mathcal{P}'(N'; \nu)} q^{\text{comaj}(\mathbf{u})} = q^{n(n+1)/2} \left(\prod_{k=1}^{n-1} q^{k\nu_{k+1}} \right) \begin{bmatrix} N' - (\nu_1 + \dots + \nu_n) \\ n \end{bmatrix}_q. \quad (4.36)$$

Proof. Given $\mathbf{u} \in \mathcal{P}'(N'; (\nu_1, \nu_2, \dots, \nu_n))$, we define $\{a_1 > \dots > a_n\} = \text{Asc}(\mathbf{u})$, $\{d_1 > \dots > d_n\} = \text{Des}(\mathbf{u})$, where a_j and d_j satisfy the interlacing condition (see Figure 14)

$$1 \leq a_n < d_n < a_{n-1} < d_{n-1} < \dots < a_1 < d_1 \leq N'. \quad (4.37)$$

Define l_k ($k = 1, \dots, n$) as

$$l_k = a_k - (n+1-k) - \sum_{j=k+1}^n \nu_j. \quad (4.38)$$

These satisfy

$$0 \leq l_n \leq l_{n-1} \leq \cdots \leq l_2 \leq l_1 \leq N' - (\nu_1 + \cdots + \nu_n) - n =: N''. \quad (4.39)$$

It follows that

$$\text{comaj}(\mathbf{u}) = a_1 + \cdots + a_n = \sum_{k=1}^n l_k + \sum_{k=1}^n (k-1)\nu_k + \frac{n(n+1)}{2}, \quad (4.40)$$

and hence we have

$$\begin{aligned} \sum_{\mathbf{u} \in \mathcal{P}'(N'; \nu)} q^{\text{comaj}(\mathbf{u})} &= \sum_{0 \leq l_n \leq \cdots \leq l_1 \leq N''} q^{\sum_j l_j + \sum_{k=1}^n (k-1)\nu_k + n(n+1)/2} \\ &= q^{n(n+1)/2} \left(\prod_{k=1}^{n-1} q^{k\nu_{k+1}} \right) \left[\begin{matrix} N' - \sum_j \nu_j \\ n \end{matrix} \right]_q, \end{aligned} \quad (4.41)$$

where we have used Lemma 27. □

Acknowledgments

The authors are grateful to Atsuo Kuniba, Masato Okado, and Taichiro Takagi for the clear explanations they gave of their results and for helpful comments concerning our work. We also thank Claire Gilson and Christian Korff for discussions and useful comments. Finally, we would like to express our gratitude to the anonymous referee for valuable comments that greatly strengthened our paper. This work was supported by JSPS KAKENHI Grant Numbers 15K04893, 16K05184, 16K13761.

References

- [A] ARIKI, S. (2001) Some remarks on $A_1^{(1)}$ soliton cellular automata. *J. Math. Sci. Univ. Tokyo*, **8**, 143–156.
- [F] FUKUDA, K. (2004) Box-ball systems and Robinson-Schensted-Knuth correspondence. *J. Alg. Comb.*, **19**, 67–89.
- [FOY] FUKUDA, K., OKADO, M. & YAMADA, Y. (2000) Energy functions in box-ball systems. *Int. J. Mod. Phys.*, **A15**, 1379–1392.
- [FH] FÜRLINGER, J. & HOFBAUER, J. (1985) q -Catalan numbers. *J. Combin. Theory Ser. A*, **40**, 248–264.
- [GNN] GILSON, C.R., NIMMO, J.J.C. & NAGAI, A. (2015) A direct approach to the ultradiscrete KdV equation with negative and non-integer site values. *J. Phys. A: Math. and Theor.*, **48**, 295201.
- [HHIKTT] HATAYAMA, G., HIKAMI, K., INOUE, R., KUNIBA, A., TAKAGI, T. & TOKIHIRO, T. (2001) The $A_M^{(1)}$ automata related to crystals of symmetric tensors. *J. Math. Phys.*, **42**, 274–308.

- [HKOTT] HATAYAMA, G., KUNIBA, A., OKADO, M., TAKAGI, T. & TSUBOI, Z. (2002) Paths, crystals and fermionic formulae. *MathPhys Odyssey 2001: Integrable Models and Beyond In Honor of Barry M. McCoy* (B.M. McCoy, M. Kashiwara & T. Miwa eds). Birkhäuser, Boston, Cambridge, MA, pp. 205–272.
- [IKT] INOUE, R., KUNIBA, A. & TAKAGI, T. (2012) Integrable structure of box-ball systems: crystal, Bethe ansatz, ultradiscretization and tropical geometry. *J. Phys. A*, **45**, 073001.
- [KNW1] KAKEI, S., NIMMO, J.J.C. & WILLOX, R. (2009) Yang-Baxter maps and the discrete KP hierarchy. *Glasg. Math. J.*, **51A**, 107–119.
- [KNW2] KAKEI, S., NIMMO, J.J.C. & WILLOX, R. (2010) Yang-Baxter maps from the discrete BKP hierarchy. *SIGMA*, **6**, 028, 11pp.
- [KKR] KEROV, S.V., KIRILLOV, A.N. & RESHETIKHIN, N.Yu. (1986) Combinatorics, the Bethe ansatz and representations of the symmetric group. *Zap. Nauchn. Sem. (LOMI)* **155** 50–64. (English translation. (1988) *J. Sov. Math.*, **41**, 916–924.)
- [Ki] KIRILLOV, A.N., Rigged configurations and Catalan, stretched parabolic Kostka numbers and polynomials: polynomiality, unimodality and log-concavity. *preprint*, arXiv:1505.01542 [math.CO].
- [KS] KIRILLOV, A.N. & SAKAMOTO, R. (2009) Relationships between two approaches: rigged configurations and 10-eliminations. *Lett. Math. Phys.*, **89**, 51–65.
- [KSS] KIRILLOV, A.N., SCHILLING A & SHIMOZONO, M. (2002) A bijection between Littlewood-Richardson tableaux and rigged configurations. *Selecta Math. (New Ser.)* **8**, 67–135.
- [Kr] KRATTENTHALER, C. (2015) Lattice path enumeration. *Handbook of Enumerative Combinatorics* (M. Bóna ed.), CRC Press, Boca Raton, FL, pp. 589–678.
- [KOTY] KUNIBA, A., OKADO, M., TAKAGI, T. & YAMADA, Y. (2003) Vertex operators and partition functions for the box-ball system. *RIMS Kôkyûroku (Kyoto Univ.)*, **1302**, 91–107 [In Japanese].
- [KOSTY] KUNIBA, A., OKADO, M., SAKAMOTO, R., TAKAGI, T. & YAMADA, Y. (2006) Crystal interpretation of Kerov-Kirillov-Reshetikhin bijection. *Nuclear Physics B*, **740**, 299–327.
- [KTT] KUNIBA, A., TAKAGI, T. & TAKENOUCI, A. (2006) Bethe ansatz and inverse scattering transform in a periodic box-ball system. *Nucl. Phys.*, **B747**, 354–397.
- [Mac] MACMAHON, P.A. (1915) *Combinatory Analysis*, vol. 1. Cambridge University Press.
- [Man] MANSOUR, T.(2012) *Combinatorics of Set Partitions*. CRC Press, Boca Raton, FL.
- [MIT1] MADA, J., IDZUMI, M. & TOKIHIRO, T. (2006) On the initial value problem of a periodic box-ball system. *J. Phys. A: Math. Gen.*, **39**, L617–L623.
- [MIT2] MADA, J., IDZUMI, M. & TOKIHIRO, T. (2008) The box-ball system and the N -soliton solution of the ultradiscrete KdV equation. *J. Phys. A: Math. Theor.*, **41**, 175207.
- [NY] NAKAYASHIKI, A. & YAMADA, Y. (1997) Kostka polynomials and energy functions in solvable lattice models. *Selecta Math. (N.S.)*, **3**, 547–599.

- [O] OKADO, M. (2007) $X = M$ conjecture. *Combinatorial Aspect of Integrable Systems*, MSJ Memoirs, vol. 17, 43–73.
- [R] REYNOLDS, R. (2015) Rigged configurations and Catalan objects: completing a commutative diagram with Dyck paths and rooted planar trees. Undergraduate Senior Thesis in Mathematics, UC Davis (Mentor: Anne Schilling), <https://www.math.ucdavis.edu/undergrad/research/thesis/>
- [Sa] SAKAMOTO, R. (2008) Crystal interpretation of Kerov-Kirillov-Reshetikhin bijection. II. Proof for \mathfrak{sl}_n case. *J. Algebraic Combin.*, **27**, 55–98.
- [Sc1] SCHILLING, A. (2003) Rigged configurations and the Bethe ansatz. *Symmetry and Structural Properties of Condensed Matter: Proceedings of the 7th International School on Theoretical Physics, Myczkowce, Poland, 11–18 September 2002* (B. Lulek, T. Lulek & A. Wal eds.), World Scientific, Singapore, pp. 201–224.
- [Sc2] SCHILLING, A. (2007) $X = M$ theorem: fermionic formulas and rigged configurations under review. *Combinatorial Aspect of Integrable Systems*, MSJ Memoirs, vol. 17, 75–104.
- [Ta1] TAKAGI, T. (2005) Inverse scattering method for a soliton cellular automaton. *Nuclear Physics B* **707**, 577–601.
- [Ta2] TAKAGI, T. (2007) Soliton cellular automata. *Combinatorial Aspect of Integrable Systems*, MSJ Memoirs, vol. 17, 105–144.
- [TM] TAKAHASHI, D. & MATSUKIDAIRA, J. (1997) Box and ball system with a carrier and ultradiscrete modified KdV equation. *J. Phys. A*. **30**, L733–L739.
- [TS] TAKAHASHI, D. & SATSUMA, J. (1990) A soliton cellular automaton. *J. Phys. Soc. Japan*, **59**, 3514–3519.
- [TTMS] TOKIHIRO, T., TAKAHASHI, D., MATSUKIDAIRA, J. & SATSUMA, J. (1996) From soliton equations to integrable cellular automata through a limiting procedure. *Phys. Rev. Lett.*, **76**, 3247–3250.
- [TTS] TORII, M., TAKAHASHI, D. & SATSUMA, J. (1996) Combinatorial representation of invariants of a soliton cellular automaton. *Physica D*, **92**, 209–220.
- [TH] TSUJIMOTO, S. & HIROTA, R. (1998) Ultradiscrete KdV equation. *J. Phys. Soc. Jpn.* **67**, 1809–1810.
- [WNSRG] WILLOX, R., NAKATA, Y., SATSUMA, J., RAMANI, A. & GRAMMATICOS, B. (2010) Solving the ultradiscrete KdV equation. *J. Phys. A: Math. Theor.*, **43**, FT: 482003 (7pp).
- [WRSG] WILLOX, R., RAMANI, A., SATSUMA, J. & GRAMMATICOS, B. (2012) A KdV cellular automaton without integers. *Tropical Geometry and Integrable Systems*, Contemporary Mathematics, vol. **580**, Amer. Math. Soc., Providence, RI, pp. 135–155.
- [YYT] YOSHIHARA, D., YURA, F. & TOKIHIRO, T. (2003) Fundamental cycle of a periodic box-ball system. *J. Phys. A Math. Gen.* **36**, 99–121.