

# Millisecond Pulsars, their Evolution and Applications

R. N. Manchester

*CSIRO Astronomy and Space Science, PO Box 76, Epping NSW 1710, Australia*  
*dick.manchester@csiro.au*

28 September 2017

## ABSTRACT

Millisecond pulsars (MSPs) are short-period pulsars that are distinguished from “normal” pulsars, not only by their short period, but also by their very small spin-down rates and high probability of being in a binary system. These properties are consistent with MSPs having a different evolutionary history to normal pulsars, viz., neutron-star formation in an evolving binary system and spin-up due to accretion from the binary companion. Their very stable periods make MSPs nearly ideal probes of a wide variety of astrophysical phenomena. For example, they have been used to detect planets around pulsars, to test the accuracy of gravitational theories, to set limits on the low-frequency gravitational-wave background in the Universe, and to establish pulsar-based timescales that rival the best atomic-clock timescales in long-term stability. MSPs also provide a window into stellar and binary evolution, often suggesting exotic pathways to the observed systems. The X-ray accretion-powered MSPs, and especially those that transition between an accreting X-ray MSP and a non-accreting radio MSP, give important insight into the physics of accretion on to highly magnetised neutron stars.

**Key words:** pulsars: general—stars: evolution—gravitation

## 1 INTRODUCTION

The first pulsars discovered (Hewish et al. 1968; Pilkington et al. 1968) had pulse periods between 0.25 s and 1.3 s. Up until 1982, most of the 300 or so known pulsars had similar periods, with the notable exceptions of the Crab pulsar (Staelin & Reifenstein 1968), the Vela pulsar (Large et al. 1968), and the Hulse-Taylor binary pulsar (Hulse & Taylor 1975). These had periods of 33 ms, 89 ms and 59 ms respectively. The Crab and Vela pulsars had rapid slow-down rates showing that were very young and almost certainly associated with their respective supernova remnants. Discovery and timing of these and other pulsars led to the conclusion that pulsars are rotating neutron stars, born in supernova explosions with periods 10 – 20 ms and gradually slowing down to periods of order 1 s over millions of years (Gold 1968; Richards & Comella 1969; Radhakrishnan et al. 1969; Hunt 1969; Manchester & Peters 1972).

This cosy consensus was somewhat shaken in 1982 by Backer et al. (1982) announcing the discovery of the first “millisecond pulsar” (MSP), PSR B1937+21, with the amazingly short period of just 1.558 ms. This pulsar was found in September 1982 at Arecibo Observatory in a very high time-resolution search of the enigmatic steep-spectrum compact source 4C21.53W. This source also showed strong interstellar scintillation and strong linear polarisation. All

of these properties suggested an underlying pulsar, but previous searches with lower time resolution (including one by the author) had failed to reveal any periodicity.

Within days of the announcement of the discovery of PSR B1937+21, Radhakrishnan & Srinivasan (1982) and Alpar et al. (1982) proposed that the MSP resulted from the “recycling” of an old, slowly rotating and probably dead neutron star through accretion from a low-mass companion. The mass transferred from the companion also carries angular momentum from the orbit to the neutron star, spinning it up and reactivating the pulsar emission process. This idea built on earlier work by Smarr & Blandford (1976) and Srinivasan & van den Heuvel (1982) in which the relatively short period and large age of the original binary pulsar, PSR B1913+16, (Hulse & Taylor 1975; Taylor et al. 1976) and maybe some other binary pulsars (Backus et al. 1982), were explained by invoking such an accretion process.<sup>1</sup>

The next two MSPs to be discovered, PSR B1953+29 (Boriakoff et al. 1983) and PSR B1855+09 (Segelstein et al. 1986), were both members of a binary system, consis-

<sup>1</sup> For the purposes of this article, we define an MSP to be a pulsar with period less than 100 ms and period derivative less than  $10^{-17}$ . The somewhat generous period limit allows recycled pulsars such as PSR B1913+16, to be included and the period-derivative limit excludes young pulsars such as the Crab and Vela pulsars.

tent with the recycling idea. At the time, only five of the more than 400 “normal” (non-millisecond) pulsars known were binary, compared to three of the four known MSPs. At first glance, the absence of a binary companion for PSR B1937+21 was surprising, but it was quickly recognised, even in the Backer et al. discovery paper and by Radhakrishnan & Srinivasan (1982), that this could be explained by disruption of the binary by asymmetric mass loss in an accretion-induced collapse of the likely white-dwarf remnant of the companion star. With the later discovery of the “black widow” pulsar, PSR B1957+20 (Fruchter et al. 1988), it was realised that complete ablation of the companion star was another viable mechanism for formation of solitary MSPs.

The first MSP in a globular cluster, PSR B1821–24A in M28, was discovered in 1987 by Lyne et al. (1987). This set off an avalanche of discoveries of MSPs in globular clusters, with 21 MSPs being discovered in globular clusters by 1993, with eight in both M15 (Anderson et al. 1990; Anderson 1992) and 47 Tucanae (Manchester et al. 1990, 1991). There are now 145 globular-cluster pulsars known, all but a handful of them MSPs. Clearly globular clusters are efficient factories for the production of MSPs, see (Rasio et al. 2000; Verbunt & Freire 2014).

Another important development in MSP research was the discovery that MSPs are relatively strong emitters of pulsed  $\gamma$ -rays. Although predicted by Srinivasan in 1990 (Srinivasan 1990; Bhattacharya & Srinivasan 1991), the first observational evidence was the tentative detection by Kuiper et al. (2000) of pulsed  $\gamma$ -ray emission from PSR J0218+4232, a known binary radio MSP with a period of 2.3 ms, in *EGRET* data, later confirmed as one of eight MSPs detected with the *Fermi Gamma-ray Space Telescope* (Abdo et al. 2009). About 25 previously known radio MSPs have now been detected as  $\gamma$ -ray pulsars by folding the *Fermi* data at the known radio period (Espinoza et al. 2013).

It was soon recognised that  $\gamma$ -ray detected pulsars had rather unusual  $\gamma$ -ray properties compared to other classes of  $\gamma$ -ray sources, for example, they are steady emitters over long intervals and have characteristic power-law spectra with an exponential cutoff at a few GeV (Abdo et al. 2013). Radio searches of previously unidentified *Fermi* sources with these properties have been extraordinarily successful in uncovering MSPs, with about 50 so far identified, e.g., (Camilo et al. 2015; Cromartie et al. 2016). In about half of these,  $\gamma$ -ray pulsations have subsequently been detected by folding the  $\gamma$ -ray data with the precise period ephemeris from the radio observations. One particularly interesting aspect of these MSP discoveries is that many are in short-period binary orbits ( $P_b \lesssim 1$  day) with low-mass companions ( $M_c \lesssim 0.3 M_\odot$ ) and exhibit radio eclipses due to gas ablated from the companion, forming black widow or redback systems<sup>2</sup>

<sup>2</sup> The names “black widow” and “redback” were coined by Eichler & Levinson (1988) and Roberts (2013), respectively, after the rather ungracious female spiders that have a tendency to consume their much smaller male companion after mating. The pulsar analogy is that, in these close binary systems, ablation of the companion star by the pulsar wind may destroy it, with no thanks for the fact that earlier accretion from the companion star gave the pulsar its rapid spin and energetic wind.

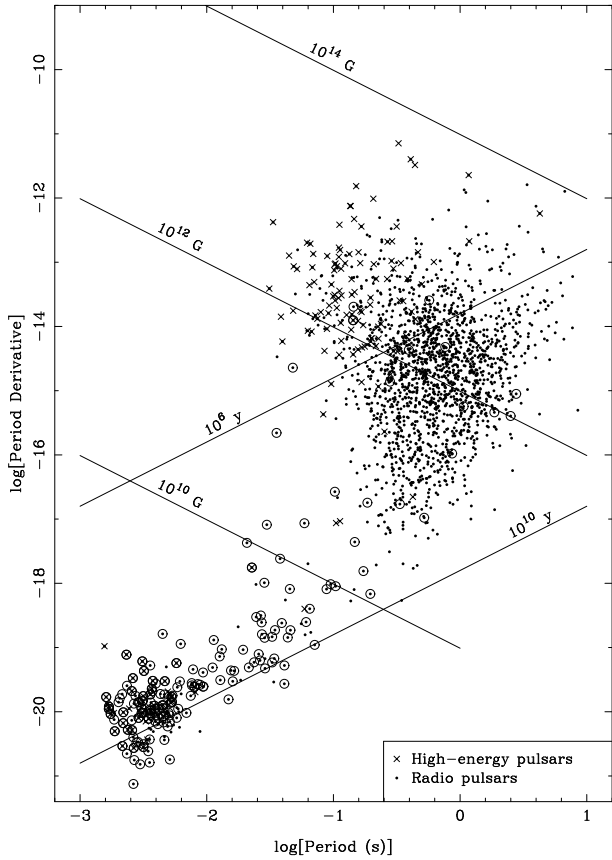
In parallel with these developments, the wide-field radio searches for pulsars continued, discovering many MSPs. Particularly successful were the Parkes Swinburne mid-latitude survey (14 MSPs, see (Edwards & Bailes 2001)), the Parkes Multibeam Survey (28 MSPs, Faulkner et al. (2004)), the Parkes “HTRU” surveys (28 MSPs, Bates et al. (2015)), the Arecibo “PALFA” survey (21 MSPs, Scholz et al. (2015)) and the Green Bank low-frequency surveys (15 MSPs, Boyles et al. (2013); Stovall et al. (2014)). Analysis or re-analysis of many of these surveys is continuing and more discoveries can be expected.

These various searches have revealed a total of 255 MSPs, roughly 10% of the known pulsar population. Of these, more than 180 are members of binary systems, with orbital periods ranging from 1.5 hours (PSR J1311–3430) to nearly 700 days (PSR J0407+1607)<sup>3</sup>. By comparison, only 24 or about 1% of the normal pulsar population, are binary. Figure 1 illustrates the distinct properties of MSPs compared to normal pulsars, viz., much shorter period, very small slow-down rate and predominance of binary membership. If one assumes period slow-down due to emission of magnetic-dipole radiation (electromagnetic waves with a frequency equal to the pulsar spin frequency) or acceleration of pulsar winds in a dipole magnetic field, the characteristic age  $\tau_c$  and surface-dipole field strength  $B_s$  can be estimated.  $\tau_c$  is a reasonable estimator of the true age of normal pulsars, but only an upper limit on the true age of MSPs since it assumes that the pulsar was born with infinite spin frequency with regular magnetic-dipole slow-down after that. MSPs have a much more complicated spin history, see Bhattacharya & van den Heuvel (1991).

One of the main reasons that MSPs are so important is that their spin periods are extraordinarily stable. This enables their use as “celestial clocks” in a wide variety of applications. Studies of pulsar “timing noise”, e.g., (Shannon & Cordes 2010), show that MSP periods are typically more than three orders of magnitude more stable than those of normal pulsars, and for the best cases, e.g., PSR J1909–3744, see, e.g., Hobbs et al. (2012), have a stability rivalling that of the best atomic clocks. This great period stability may be related to the very weak external magnetic fields of MSPs (Figure 1).

Despite having been proposed as early as 1969 (Ostriker & Gunn 1969), the issue of magnetic field decay in pulsars is not yet resolved, with recent population studies of normal pulsars, e.g., Faucher-Giguère & Kaspi (2006) and the discovery of low-field but young pulsars, e.g., PSR J1852+0040 which is associated with the supernova remnant Kesteven 79 but has a dipole surface field of only  $3 \times 10^{10}$  G (Halpern & Gotthelf 2010), suggesting that decay of normal pulsar magnetic fields is not required. If this remains true over the  $\sim 10^9$  yr timescale for recycling, then the low fields of MSPs must be a by-product of the recycling process, for example, through burial of the field by accreted material (Payne & Melatos 2007). On the other hand, if fields do decay on timescales of  $10^9$  yr or less, then the problem becomes accounting for the low but finite field strengths of MSPs. An innovative solution to this problem in which field decay is re-

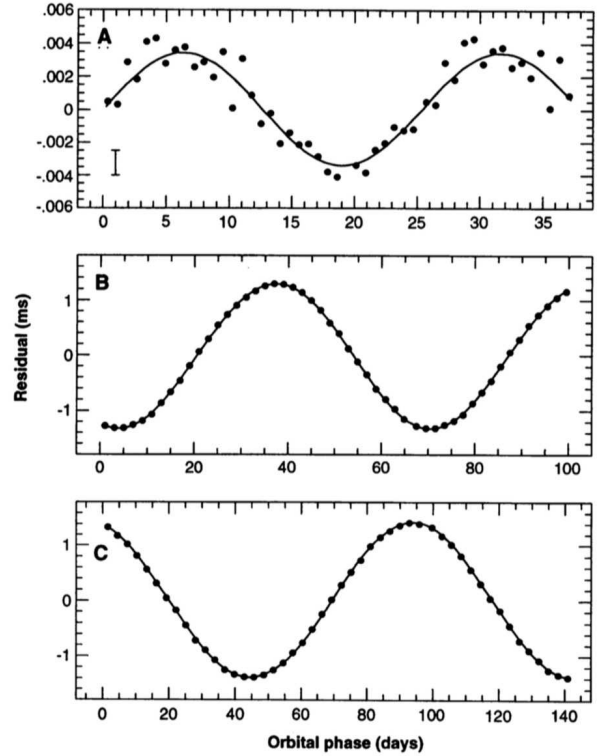
<sup>3</sup> Other longer-period binary systems are known, but in these cases the pulsar is probably not recycled.



**Figure 1.** Plot of period slow-down rate ( $\dot{P}$ ) versus pulsar period ( $P$ ) for Galactic disk pulsars. Binary pulsars are indicated by a circle around the point and pulsars that emit at high energies (optical and above) are marked. Lines of constant characteristic age,  $\tau_c = P/(2\dot{P})$ , and surface-dipole magnetic field strength,  $B_s = 3.2 \times 10^{19} (P\dot{P})^{1/2}$  G, based on slow-down due to magnetic-dipole emission, are also shown. Globular-cluster pulsars are not included as the observed  $\dot{P}$  is often significantly affected by acceleration in the cluster gravitational field.

lated to the variable spin-down rate across the whole history of the present-day MSP was presented by [Srinivasan et al. \(1990\)](#).

In §2 we discuss the use of MSPs as probes of binary motion, including the detection of planetary companions and the investigations of relativistic perturbations leading to tests of gravitational theories. The search for nanoHertz gravitational waves using pulsar timing arrays (PTAs) is described in §3 and the use of PTA data sets to establish a pulsar-based timescale is discussed in §4. The different classes of binary and millisecond pulsars and their formation from X-ray binary systems through the recycling process are discussed in §5. In the concluding section (§6) we highlight the rich research fields opened up by the discovery of binary and millisecond pulsars and the important contributions of Srinivasan to many aspects of this work.



**Figure 2.** Timing signatures of the three planets that orbit the MSP PSR B1257+12. The orbital periods are 25.34 days, 66.54 days and 98.22 days and the planetary masses are about  $0.015M_{\oplus}$ ,  $3.4M_{\oplus}$  and  $2.8M_{\oplus}$ , for planets A, B and C, respectively. ([Wolszczan 1994](#))

## 2 MSPS AS PROBES OF BINARY MOTION

### 2.1 Planets around pulsars

The first detection of a planet around a star other than the Sun was made by [Wolszczan & Frail \(1992\)](#) who discovered two planets orbiting PSR B1257+12, an MSP with a pulse period of 6.2 ms. The planets have orbital periods of about 66 and 98 days, are in circular orbits of radii 0.36 and 0.47 AU and have masses of  $3.4/\sin i$  and  $2.8/\sin i$  Earth masses, respectively, where  $i$  is the (unknown) orbital inclination. In 1994, [Wolszczan \(1994\)](#) announced the discovery of a third planet in the system with a mass close to that of the Moon and an orbital period of approximately 25 days. This remains (by a wide margin) the least massive planet known for any star, and its detection is an excellent demonstration of the power of pulsar timing. Figure 2 shows the timing signatures of the three planets. The 1994 paper also announced the detection of predicted small perturbations in the orbital periods of the two larger planets. This observation unequivocally confirmed that the timing modulations observed in this pulsar are caused by orbiting planetary bodies.

PSR B1620–26, located in the globular cluster M4, has a pulse period of about 11 ms and a binary companion of mass about  $0.3 M_{\odot}$  in a 191-day, almost circular, orbit ([Lyne et al. 1988](#)). Continued timing observations showed evidence for additional perturbations to the pulsar period that could result from the presence of a third body, possibly of planetary mass ([Thorsett et al. 1993](#)). Analysis of an 11-

year timing dataset by Thorsett et al. (1999) showed that the results were consistent with a Jupiter-mass planet with an orbital period of the order of 100 years. Sigurdsson et al. (2003) used Hubble Space Telescope observations to determine a mass for the wide-dwarf companion which in turn fixed the orbital inclination and constrained the outer planetary companion to have an orbital radius of about 23 AU and mass about 2.5 Jupiter masses.

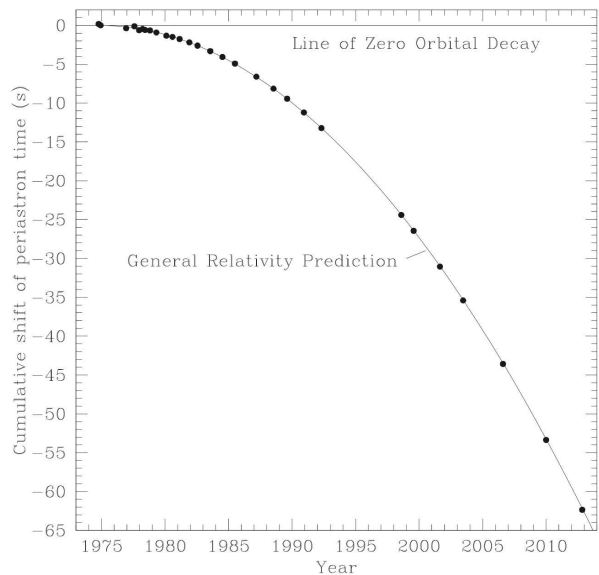
The third pulsar known to have a planetary-mass companion is PSR J1719–1438, an MSP with a period of 5.7 ms (Bailes et al. 2011). This system is somewhat different to those described above in that it is more akin to the binary systems (often known as “black-widow” systems) which have very low-mass companions, e.g., PSR J0636+5129 (Stovall et al. 2014), but more extreme. In most black widow systems, the radio emission is periodically eclipsed and they are believed to be systems in which the companion is a stellar core being ablated by the pulsar wind. They can have companion masses as low as  $0.007 M_{\odot}$  (about 7 Jupiter masses). PSR J1719–1438 does not show eclipses and appears to be an ex-black-widow system in which the companion narrowly survived the wind-blasting with a mass approximately equal to that of Jupiter. Bailes et al. (2011) make a case for the companion having a very high density, greater than  $23 \text{ g cm}^{-3}$ , probably composed mostly of carbon, leading to its moniker “the diamond planet”.

Although all MSPs are believed to have passed through an evolutionary phase where they had an accretion disk, it is rare for this accretion disk to spawn a planetary system. The precise timing of MSPs limits the number of planetary systems to those described above, only about 1% of the population, although the relatively large intrinsic timing noise of PSR B1937+21 can be interpreted as resulting from the perturbations due to an asteroid belt surrounding the pulsar (Shannon et al. 2013b).

## 2.2 Tests of gravitational theories

The discovery of the first binary pulsar, PSR B1913+16, by Hulse & Taylor (1975) marked a turning point in pulsar science. With its short orbital period (7.75 h) and high orbital eccentricity (0.617), it was immediately clear that precise timing of this pulsar would allow detection of relativistic perturbations in the orbital parameters. As mentioned above (§1), the short period (59 ms) and large characteristic age ( $10^8 \text{ yr}$ ) of PSR B1913+16 indicated that this pulsar was recycled. What turned out to be unusual was that the Keplerian orbital parameters showed that the companion was massive (minimum mass about  $0.86 M_{\odot}$ ) and probably another neutron star. The two largest of the so-called “post-Keplerian” parameters<sup>4</sup> periastron precession ( $\dot{\omega}$ ) and relativistic time dilation, usually described by the parameter  $\gamma$ , were detected at close to their predicted values within a few years (Taylor et al. 1979). In Einstein’s general theory of relativity (GR), these two parameters depend on just the masses of the two stars plus the Keplerian parameters (which were well known). Consequently, the observation of these two parameters allowed the masses to be derived. Both

<sup>4</sup> See Stairs (2003) for a description of the post-Keplerian parameterisation.



**Figure 3.** Observed shift in the time of periastron passage relative to a constant orbital period for PSR B1913+16. The line is the predicted variation for orbit decay due to the emission of gravitational radiation from the system according to general relativity. (Weisberg & Huang 2016)

were close to  $1.4 M_{\odot}$ , confirming that PSR B1913+16 was a member of a double-neutron-star system. Given these two masses, other relativistic parameters could be predicted including, most importantly, orbital decay due to emission of gravitational waves from the system. This too was observed by Taylor et al. (1979), fully consistent with the GR prediction.

Continued observations of this system have refined these parameters, with the latest results (Figure 3) showing that the orbital decay term is in agreement with the GR prediction (after compensation for differential acceleration of the PSR B1913+16 system and the solar system in the Galactic gravitational field) to better than 0.2%. These observations also allowed detection of the relativistic Shapiro delay parameters,  $r$  and  $s$ , which depend on the orbit inclination and companion mass, for the first time in this system. The measured parameters are consistent with the GR predictions although not very constraining since the orbital inclination is close to  $45^{\circ}$ .

The discovery of the Double Pulsar system, PSR J0737–3039A/B, at Parkes (Burgay et al. 2003; Lyne et al. 2004) made possible even more stringent tests of GR. Its orbital period is only 2.4 h and the predicted periastron advance,  $16^{\circ}.9 \text{ yr}^{-1}$ , is more than four times that of PSR B1913+16. Also, its orbital plane is almost exactly edge-on to us, making the Shapiro delay large and easily measurable. Finally, the companion star was observed as a pulsar (PSR J0737–3039B) with a long period (2.8 s) but a much younger age than the A pulsar. Not only did this still unique discovery allow a direct measurement of the mass ratio of the two stars, it was fully consistent with the idea that the A pulsar was (partially) recycled prior to the explosion of the companion star that formed the B pulsar.

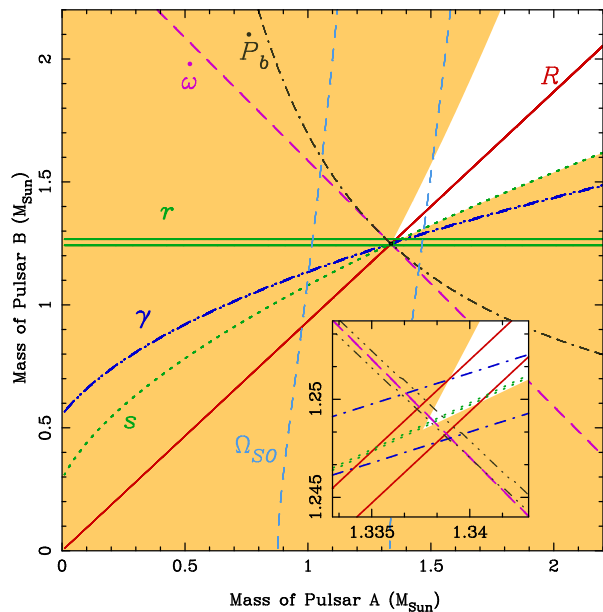
Continued timing observations using the Parkes, Green Bank and Jodrell Bank telescopes have resulted in the mea-

surement of five post-Keplerian parameters, several to unprecedented levels of precision:  $\dot{\omega}$  to 0.004%,  $\gamma$  to 0.6%, the Shapiro delay terms  $r$  and  $s$  to 5% and 0.03% respectively and the orbital period decay  $\dot{P}_b$  to 1.4% (Kramer et al. 2006). Also, the mass ratio  $R$  was measured to 0.1%. The  $s \equiv \sin i$  measurement implies an orbital inclination angle of  $88^\circ.7 \pm 0^\circ.7$ . This is sufficiently close to edge-on that the radiation from the A pulsar is eclipsed by the magnetosphere of the B pulsar for just 30 s per orbit. Remarkably, high time-resolution observations made with the Green Bank Telescope showed that the eclipse is modulated at the rotation period of star B (McLaughlin et al. 2004). Modelling of this eclipse pattern by Lyutikov & Thompson (Lyutikov & Thompson 2005) allowed determination of the system geometry, including showing that the rotation axis of B was inclined to the orbit normal by about  $60^\circ$ . Even more remarkably, observations of the eclipse pattern over a four-year data span gave a measurement of a sixth post-Keplerian parameter, the rate of geodetic precession,  $(4^\circ.8 \pm 0^\circ.7) \text{ yr}^{-1}$ , consistent with the GR prediction (Breton et al. 2008).

As shown in Figure 4, all of these measurements can be plotted on the so-called “mass-mass” diagram, a plot of companion mass versus pulsar mass. Within the framework of GR, each post-Keplerian measurement defines a zone on this plot within which the two masses must lie. The Newtonian mass function and mass ratio also define allowed regions. If GR is an accurate theory of gravity, there will be a region on this diagram consistent with all constraints, defining the masses of the two stars. Although it is difficult to see, even on the inset, there is such a region on this plot. These updated results verify that GR accurately describes the motion of the stars in the strong gravitational fields of this binary system with a precision of better than 0.02% (Kramer & et al. 2017).

Although GR has been incredibly successful as a theory of relativistic gravity, passing every test so far with flying colours, it is by no means the only possible theory of gravity. Departures from GR and the equivalence principles that it is based on can be quantified in a theory-independent way using the “Parameterised post-Newtonian” (PPN) parameters, see Will (2014). Pulsars provide a variety of tests that limit various combinations of these parameters, see Stairs (2003). Here, we describe just one such test: the effect of “self-gravitation” on the acceleration of objects in an external gravitational field, a test of the Strong Equivalence Principle (SEP). This test was first applied to solar-system dynamics by Nordvedt (1968), looking for a “polarisation” of the Moon’s orbit in the direction of the solar gravitational field. The test depends on the different gravitational self-energy of the two binary components and so can be tested using binary pulsars with low-mass companions and very low eccentricity with the Galactic gravitational field as the polarising agent. There is a large sample of such systems known and Gonzalez et al. (2011) analysed these to put a limit on the PPN parameter  $\Delta$ , which measures the ratio of the gravitational and inertial masses, effectively of the neutron star, of  $4.3 \times 10^{-3}$ .

In 2014, Ransom et al. (2014) announced the discovery of the fascinating stellar triple system containing the pulsar J0337+1715, an MSP with pulse period of 2.73 ms. The pulsar is in a relatively tight orbit, orbital period 1.63 days, with a white dwarf of mass about  $0.197 M_\odot$ . On a nearly co-



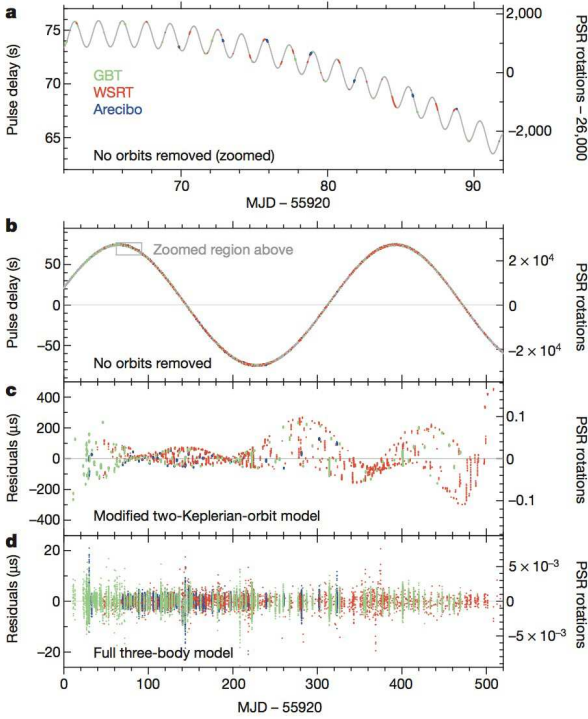
**Figure 4.** Mass-mass diagram for the Double Pulsar system, updated to 2015. Constraints from the various measurements in the context of general relativity are shown by pairs of lines representing the uncertainty in the measurement (not visible for the more precisely measured parameters). The yellow regions are permitted by the mass-function measurement. The inset shows the region around the intersection of the various constraints. (Kramer & et al. 2017)

planar orbit about this inner system, there is a second white dwarf of mass about  $0.41 M_\odot$  and orbital period about 327 days. The inner white dwarf has been optically identified, leading to an estimate of the distance to the system, about 1300 pc. Analysis of the complex interactions between the three stars, illustrated in Figure 5, enabled determination of the component masses (the neutron star has a mass close to  $1.44 M_\odot$ ) and the precise orbital inclinations for the two systems which are equal to within  $0^\circ.01$  and close to  $39^\circ.2$ .

An interesting aspect of this system is that it will provide a much more sensitive test of the SEP than the analysis of wide asymmetric binaries described above, through a potential induced eccentricity of the inner orbit in the gravitational field of the outer white dwarf (Ransom et al. 2014). The gravitational field of the outer star at the inner orbit is about six orders of magnitude greater than the Galactic gravitational field in the local neighbourhood, leading to the high expected sensitivity of the test. However, observations over several orbits of the outer white dwarf will be required to separate any SEP-violation effect from the intrinsic eccentricity of the inner orbit, about  $7 \times 10^{-4}$ .

### 3 THE SEARCH FOR GRAVITATIONAL WAVES

Direct detection of the gravitational waves (GWs) predicted by Einstein in 1916 (Einstein 1916) has been a major scientific goal over many decades. With the remarkable discovery of a GW burst from two coalescing  $30 M_\odot$  black holes by the LIGO-Virgo consortium in September, 2015 (Abbott et al. 2016), this goal was achieved. Laser-interferometer systems

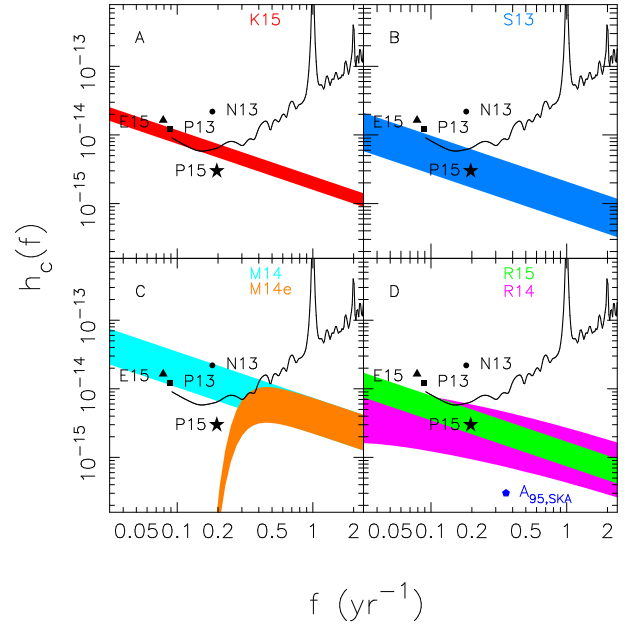


**Figure 5.** Timing residuals for the PSR J0337+1715 system. Panel **a** shows the timing signature of the inner binary orbit and is a zoomed-in portion of panel **b** which is dominated by the timing delays due to the outer binary orbit. Panel **c** shows the timing residuals from the fit of a standard two-orbit timing model to the more than 26,000 observed pulse arrival times, and panel **d** shows the residuals from a Markov-chain Monte Carlo fit of a full 3-body solution that includes the complex gravitational interactions between the three stars. (Ransom et al. 2014)

such as LIGO are sensitive to GWs with frequencies in the range 10 – 1000 Hz, the frequencies expected from coalescing stellar-mass objects. The observed periods of pulsars will also be perturbed by GWs passing through the Galaxy. But because data spans of many years are required to reach the highest precision, pulsar detectors are sensitive to much lower frequencies, in the nanoHertz range. Likely astrophysical sources of such waves are very different - most probably super-massive black-hole binary (SMBHB) systems in the cores of distant galaxies. Studies of such waves are therefore complementary to investigations using laser-interferometer signals.

Pulsar GW-detection efforts depend on the great stability of MSP periods. However, even the most stable pulsars can in principle have intrinsic period irregularities, so observations of an ensemble of MSPs, called a Pulsar Timing Array (PTA), is needed to detect GWs. The detection method is based on searching for correlated signals among the pulsars of a PTA which have the quadrupolar spatial signature expected for GWs (Hellings & Downs 1983). Other correlated signals, such as those produced by irregularities in the reference time standard, can also be detected and distinguished from GWs by the different spatial response pattern (Hobbs et al. 2012).

Up to now, there has been no positive detection of nanoHertz GWs by a PTA. However, limits on the strength



**Figure 6.** Limits at 95% confidence on a power-law gravitational-wave background for PTA observations. The four panels give predictions for the strength of such a background from various authors – see the original paper for details. The current PPTA limit is marked by the star labelled P15. Limits from the NANOGrav collaboration (Demorest et al. 2013) (N13), the European Pulsar Timing Array (Lentati et al. 2015) and our earlier PPTA limit (Shannon et al. 2013a) (P13) are marked. Also shown on each panel is the nominal frequency response of the PPTA to a monochromatic GW signal. In the lower right panel the anticipated sensitivity of a 5.5-year data set from the Square Kilometre Array (Janssen et al. 2015) is marked with a pentagon. (Shannon et al. 2015)

of such a signal are beginning to place interesting constraints on the source population and properties. Although correlated signals among the pulsars of a PTA must be observed to claim a detection, a limit on the strength of nanoHertz GWs in the Galaxy can be obtained by placing limits on the low-frequency signals in the modulation spectra of just the few best pulsars in a PTA. The best such limit so far comes from analysis of data from the Parkes Pulsar Timing Array (PPTA) (Manchester et al. 2013). Shannon et al. (2015) used 10 cm (3 GHz) observations of four of the most stable PPTA pulsars to set a limit on the characteristic strain amplitude  $h_c < 3 \times 10^{-15}$  at a GW frequency of 0.2 cycles per year (6.3 nHz) of a power-law GW background (assumed spectral index  $-2/3$ ) in the Galaxy. This corresponds to an energy density of GWs at this frequency that is a fraction  $2.3 \times 10^{-10}$  of the closure energy density of the Universe. As Figure 6 shows, the new limit rules out a number of models for SMBHB evolution in galaxies with high confidence.

In their paper, Shannon et al. (2015) identified environmental effects affecting the late evolution of SMBHBs as the most likely reason for the current non-detection. If the SMBHB system loses energy to surrounding stars or gas in its late evolution, it will pass through this evolutionary phase more quickly than if GW emission were the sole energy-loss process. This means that less energy will be emitted in the form of GWs, thereby lowering the observed GW

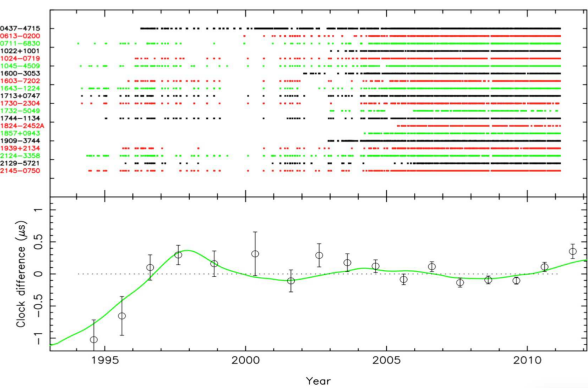
signal, particularly at the lower observed frequencies (i.e., periods of decades) (Ravi et al. 2014). However, the evidently low amplitude of nanoHertz GW in the Galaxy can have other explanations. For example, the number density and/or merger rate of SMBHs in the early Universe may be less than assumed, see, e.g., Chen et al. (2017), or eccentricities of merging SMBHB may be relatively large (Ravi et al. 2014). Both of these would have the effect of reducing the GW amplitude at the low end of the PTA band where the sensitivity is greatest.

Clearly, to achieve a detection of nanoHertz GWs and to begin to explore their properties, increased PTA sensitivities are required. As Siemens et al. (2013) pointed out, the most effective way to increase the sensitivity of a PTA is to increase the number of pulsars observed with high timing precision. A start on this is being made by combining the data sets of the three existing PTAs to form the International Pulsar Timing Array (IPTA) (Verbiest et al. 2016). Observations with future telescopes such as FAST (Nan et al. 2011) and the SKA (Janssen et al. 2015), combined with existing data sets, will almost certainly result in a detection and open up an era of nanoHertz-GW astronomy and astrophysics.

#### 4 PULSAR-BASED TIMESCALES

As mentioned in the previous section, PTA data sets can also be used to investigate irregularities in the reference atomic timescales and therefore to establish a pulsar-based timescale. International reference timescales are currently based on a large number of atomic frequency standards distributed across the world at many different time and frequency standard laboratories, see Arias et al. (2011). These measurements are collated at the Bureau International des Poids et Mesures (BIPM)<sup>5</sup> in Paris to produce the timescale TT(TAI) which is a continuous timescale with a unit that is kept as close as possible to the SI second by reference to a few primary caesium standards.

Although atomic frequency standards are improving all the time and have reached incredible stabilities, of the order of a part in  $10^{18}$  averaged over an hour or so for some optical lattice clocks, see Al-Masoudi et al. (2015), the long-term stability, over years and decades, of these clocks is unknown. MSPs are highly stable clocks over intervals of years and hence are well suited as an alternate reference. Irregularities in the reference timescale would result in inverse irregularities in the apparent period of all pulsars in a PTA. This “common-mode” signal is relatively easy to identify and separate from other perturbations in the pulsar periods (Hobbs et al. 2012). Figure 7 shows the common-mode signal derived from a reanalysis of the 20 PPTA pulsars used by Hobbs et al. (2012) with TT(TAI) as a reference timescale. Because intrinsic pulsar periods and slow-down rates are unknown and must be solved for as part of the analysis, the pulsar timescale is insensitive to linear and quadratic variations in the reference timescale. TT(TAI) is “real-time” and also contains known corrections to its rate. The BIPM regularly reanalyses the atomic clock data to



**Figure 7.** The upper panel shows the data spans and sampling of the 20 PPTA pulsars used to derive the common-mode signal shown in the lower panel. The timing analysis used TT(TAI) as a reference timescale and the line shows the quadratic-subtracted difference between TT(BIPM11) and TT(TAI). (Manchester et al. 2017)

derive an improved timescale TT(BIPMxx) where xx signifies the year of reanalysis – this is believed to be the most accurate long-term timescale available to us. In Figure 7, the line shows the quadratic-subtracted difference between TT(BIPM11) and TT(TAI). Within the uncertainties, the pulsar timescale accurately follows the known differences between TT(BIPM11) and TT(TAI), demonstrating both that TT(BIPM11) is a more uniform timescale than TT(TAI) and that pulsar timescales can have comparable precision to the best international atomic timescales over long time intervals.

While current realisations of pulsar timescales are not quite at the same level of stability as the best atomic timescales, they are nevertheless valuable as an independent check on the long-term stability of the atomic timescales. Firstly, they are completely independent of terrestrial timescales and the terrestrial environment. Secondly, they are based on entirely different physics, rotation of a massive object, compared to the quantum-based atomic timescales. Thirdly, the vast majority of MSPs will continue spinning in a predictable way for billions of years, whereas the lifetime of an atomic frequency standard is typically of the order of a decade. In view of these points, the continued development and improvement of pulsar timescales is certainly desirable and will happen as PTAs improve. It is a nice thought that, in some sense, pulsar timescales return time-keeping to its astronomical roots.

#### 5 BINARY AND STELLAR EVOLUTION

As mentioned in the Introduction, the issue of how binary and millisecond pulsars evolved to their present state has been a topic of great interest right from the discovery of the first binary pulsar. In the intervening 40 years or so the topic has become even more fascinating with the discovery of MSPs in globular clusters, triple systems, pulsars in orbit with very low-mass companions and eclipsing systems. This diversity is illustrated in Figure 8 which shows the median companion mass (computed from the binary mass function with assumed orbit inclination  $i = 60^\circ$  and pulsar mass

<sup>5</sup> www.bipm.org

1.35  $M_{\odot}$ ) of pulsar binary systems as functions of the pulsar period  $P$  and the orbital period  $P_b$ .

The most striking aspect of these plots is that systems with very low-mass companions ( $< 0.08 M_{\odot}$ ) are concentrated at both short pulsar periods (mostly  $P < 5$  ms) and short orbital periods ( $P_b < 1$  day). Most of these are black-widow systems, i.e., a non-degenerate or partially degenerate stellar core that is being irradiated and ablated by the pulsar wind. The ablated gas often results in eclipses of the pulsar radio emission when the companion is close to inferior conjunction, i.e., between the pulsar and us. PSR B1957+20, discovered in 1988 (Fruchter et al. 1988), is the prototype for these systems. It has a very low-mass companion (median mass 0.024  $M_{\odot}$ ) in a 9.17 h circular orbit around an MSP with period 1.607 ms. The pulsar is eclipsed for about 50 min each orbit with additional dispersive delays before and after the eclipse as the pulsar enters and leaves the gaseous wind from the companion. Initially, most of these PSR B1957+20-like systems were associated with globular clusters, but in recent years, largely thanks to the great success of pulsar searches in the direction of unidentified *Fermi*  $\gamma$ -ray sources (Ray et al. 2012; Cromartie et al. 2016), the population is roughly evenly divided between globular clusters and the Galactic field (Figure 8).

Another population of binary systems with very short orbital periods ( $P_b < 1$  day) but somewhat larger companion masses, mostly between 0.1 and 0.3  $M_{\odot}$ , can be identified on the  $m_c - P_b$  plot. These are the other type of “spider” pulsar known as redbacks (Roberts 2013). The companion is a non-degenerate star that fills its Roche lobe and is losing mass, partly as a result of heating by the pulsar wind, resulting in extended and variable eclipses of the pulsar radio signal – see Chen et al. (2013) for a discussion of the formation processes of black-widow and redback eclipsing binaries. The prototype redback (with hindsight) was PSR B1744–24A, the first pulsar discovered in the globular cluster Terzan 5 (Lyne et al. 1990), which has the very short orbital period of 1.81 h, a median companion mass of 0.10  $M_{\odot}$  and is eclipsed for intervals that vary from orbit to orbit from about 30% of the orbital period to all of it. The two next similar systems discovered (PSRs J0024–7204W (Camilo et al. 2000) and J1740–5340A (D’Amico et al. 2001) also lie in globular clusters (47 Tucanae and NGC 6397 respectively), suggesting that exchange interactions in clusters is an important if not the only formation route for these systems (see Sigurdsson & Phinney (1993) for a discussion of stellar interactions in globular clusters).

However, the discovery of the binary pulsar PSR J1023+0038 by Archibald et al. (2009) changed this picture. This system has a 1.69-ms pulsar in a 4.75-h circular orbit, with a companion of mass about 0.2  $M_{\odot}$ , and shows deep and variable eclipses covering about 30% of the period at frequencies about 1.4 GHz and more at lower frequencies. These properties indicate a non-degenerate companion and that the system is a member of the redback group. With Galactic coordinates of  $l = 243^{\circ}.5$ ,  $b = 45^{\circ}.8$  and a distance of about 1.4 kpc, the PSR J1023+0038 system lies far from any globular cluster and, hence, an origin in a cluster is very unlikely. This showed that such systems could result from evolution of a binary system without the need to invoke exchange interactions; possible evolutionary paths are discussed by Chen et al. (2013). Since then, the *Fermi*-related

searches (Ray et al. 2012; Cromartie et al. 2016) have uncovered many more redback systems in the Galactic field, such that they now out-number the globular-cluster redbacks (see right panel of Figure 8), reinforcing this conclusion.

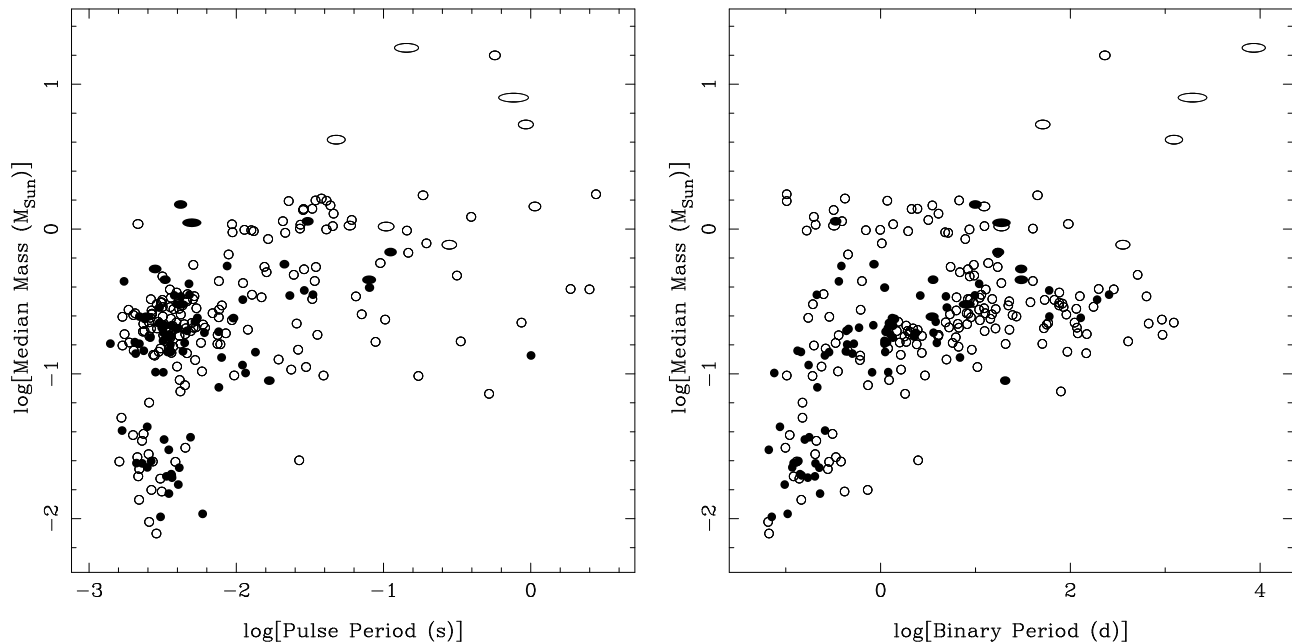
Compared to PSR B1913+16, the next two binary pulsars discovered, PSR B0820+02 (Manchester et al. 1980) and PSR 0655+64 (Damashek et al. 1982) had very different properties. PSR B0820+08 has a relatively long pulsar period, 0.865 s, a very long orbital period, about 3.3 years, a median companion mass of 0.22  $M_{\odot}$  and no sign of eclipses. PSR B0655+64 has a pulse period of 0.196 s and is in a circular orbit with a period of just over one day, giving a median companion mass of 0.79  $M_{\odot}$ . Again, there is no sign of any eclipse. These properties suggest that the companions in these two systems are compact degenerate stars and this was later confirmed by optical identifications of white dwarf companions (Koester & Reimers 2000; Kulkarni 1986). These were the first of many discoveries of pulsars with white dwarf companions, some believed (or known) to be helium white dwarfs with masses in the range 0.1 – 0.3  $M_{\odot}$ , and others with more massive carbon-oxygen (CO) or oxygen-neon-magnesium (ONeMg) white dwarf companions. Between them these white-dwarf systems account for about 60% of the known binary pulsars, with about three-quarters of them having He white dwarf companions. As Figure 8 illustrates, many of them have highly recycled pulsars (pulse period of a few milliseconds or less) and most have relatively long orbital periods. The lower-mass He white dwarf systems are believed to have evolved from low-mass X-ray binary (LMXB) systems whereas the more massive systems with a CO white dwarf are probably formed in intermediate-mass X-ray binary (IMXB) systems - see Tauris et al. (2012) for a detailed discussion of these evolutionary processes.

Another important group of pulsars is those having neutron star companions. These double-neutron-star systems have intermediate pulsar periods, most between 20 ms and 100 ms, indicating a short accretion and spin-up phase. This is consistent with the faster evolution of the more massive stars needed to form neutron stars by collapse of the stellar core at the end-point of their evolution. Their orbital periods range between 0.1 day (for the Double Pulsar) and several tens of days and they have relatively high eccentricities (Figure 8). Only one, B2127+11C, lies in a globular cluster (M15).

Finally, we have the binary systems with massive main-sequence companions. The prototype is PSR B1259–63, a 47.7 ms pulsar in a 3.4 year highly eccentric orbit ( $e \sim 0.808$ ) around a 20  $M_{\odot}$  Be star LS 2883 (Shannon et al. 2014). The pulsar is eclipsed in the radio for about 100 days around periastron and emits high-energy (X-ray and  $\gamma$ -ray) unpulsed emission (Chernyakova et al. 2009; Abdo et al. 2011) as it passes through the circumstellar disk of the Be star. Only a handful of similar systems are known and they are shown in the upper-right region of both panels in Figure 8.

The idea that binary (and single) MSPs get their short periods and low magnetic fields by a recycling process occurring in X-ray binary systems, was first discussed by Smarr & Blandford (1976) and Srinivasan & van den Heuvel (1982) in the context of PSR B1913+16, and then extended to account for the properties of the first MSP, PSR B1937+21, by





**Figure 8.** Median companion mass versus pulsar period (left) and orbital period (right) for pulsar binary systems. The orbit ellipticity is indicated by the ellipticity of the symbol and filled symbols indicate systems in globular clusters. Note that systems with planetary-mass companions are not included in the plots.

Radhakrishnan & Srinivasan (1982) and Alpar et al. (1982). Since that time, the field has become incredibly richer with the discovery of the diverse types of binary and triple systems described in the preceding sections. This diversity can be accommodated within the recycling model by invoking different initial conditions (component masses, orbital periods etc.) and different environments, e.g., globular clusters or Galactic field, for the progenitor binary systems - see Bhattacharya & van den Heuvel (1991) and Tauris & van den Heuvel (2006) for extensive reviews of the evolution of compact X-ray binary systems.

Many observations have supported the recycling hypothesis. For example, the properties of the second-formed B pulsar in the Double Pulsar system are completely in accord with expectations from the recycling model (Lyne et al. 2004). But much more direct evidence has recently been found with the discovery of the “transitional” systems, PSR J1023+0038 (Archibald et al. 2009), PSR J1824–2452I (M28I) (Papitto et al. 2013) and PSR J1227–4853 (Roy et al. 2015). In the first case, a relatively bright MSP with an orbital period of 0.198 days and wide eclipses, was discovered in a wide-area 350-MHz survey at Green Bank. Within the uncertainties, the MSP is coincident with a previously known solar-type star that showed brightness variations with a 0.198-day periodicity (Thorstensen & Armstrong 2005), thereby clinching the identification. This combination of properties identified the system as a redback, with the solar-type star being the accretion donor in the earlier X-ray accretion phase. What makes this system especially interesting (besides not being in a globular cluster) is that optical spectra taken in 2000–2001 showed a very different blue and double-lined spectrum characteristic of an accretion disk (Szkody et al. 2003). This suggests that the system is bistable, oscillating be-

tween an accretion IMXB phase and a MSP redback phase. This was confirmed by observations of a sudden quenching of the pulsar radio emission and a coincident return to the optical and X-ray behaviour expected for an IMXB in 2013 (Patruno et al. 2014). Also, a coincident sudden increase in the  $\gamma$ -ray flux from the source was reported by Stappers et al. (2014).

In 2013, Papitto et al. (2013) also reported clear evidence for the connection between recycled MSPs and X-ray binary systems. In April, 2013, *XMM Newton* observations revealed coherent pulsations with a period of 3.931 ms in an X-ray transient source detected a few weeks earlier by the X-ray satellite *INTEGRAL*, marking this as an accretion-powered MSP similar to SAX J1808.4–3658 (Hartman et al. 2009). It was quickly realised that this is the same source as the binary radio pulsar J1824–2452I in M28. Archival observations from 2008 showed that the radio pulsar was detected just two months before a *Chandra* X-ray detection, showing that the change of state was rapid. This was confirmed by X-ray and radio observations in mid-2013 showing that the system swapped between X-ray and radio-pulsar states on timescales as short as a few days.

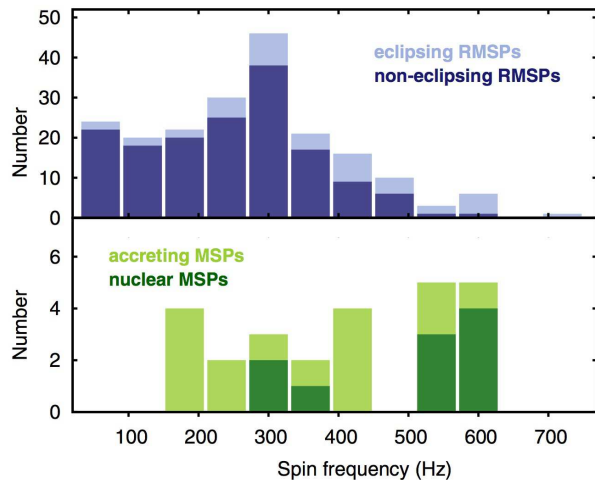
The PSR J1227–4853 system appears to be similar to that of PSR J1023+0038. Both are members of systems in which there was a rapid transition between an accreting binary X-ray source and a radio MSP. The binary X-ray source, XSS J12270–4859, was observed to transition to a quiet state with none of the optical or X-ray signatures of an accretion disk in late 2012 (Bassa et al. 2014). A radio search at the X-ray position using the Giant Metrewave Radio Telescope (GMRT) in India and subsequent timing observations using the GMRT and the Parkes 64-m radio telescope revealed a binary eclipsing 1.686 ms pulsar with the same orbital period as the X-ray source, 6.91 days

(Roy et al. 2015). The binary parameters are consistent with a companion mass in the range  $0.17 - 0.46 M_{\odot}$ , suggesting that the system is a member of the redback group.

These observations of binary systems which transition between X-ray accretion-powered systems to rotation-powered radio MSPs provide the best evidence yet that MSPs are indeed old and slowly rotating neutron stars that have been spun up, or recycled, by accretion in an X-ray binary system.

Observations of binary MSPs, including those detected in X-ray accreting and burst systems, also provide important constraints on the structure and the equation of state for neutron stars and other hybrid or quark stars (for recent reviews see Haensel & Zdunik (2016) and Özel & Freire (2016)). The most important constraints come from the large pulsar masses implied by either Shapiro delay measurements, as for PSR J1614–2230 (Demorest et al. 2010; Fonseca et al. 2016) and PSR J1946+3417 (Barr et al. 2017), or by optical identification and mass measurement of the companion star as for PSR J0348+0432 (Antoniadis et al. 2013) and PSR J1012+0507 (Antoniadis et al. 2016). These four systems have estimated pulsar masses of  $1.928 \pm 0.017 M_{\odot}$ ,  $1.828 \pm 0.022 M_{\odot}$ ,  $2.01 \pm 0.04 M_{\odot}$  and  $1.83 \pm 0.11 M_{\odot}$ , respectively, all above  $1.8 M_{\odot}$ . These high masses are inconsistent with equations of state that are “soft” at high densities (Demorest et al. 2010; Haensel & Zdunik 2016). On the other hand, many “hard” equations of state are ruled out with X-ray measurements that constrain the stellar radius to values around  $10 - 12$  km (Özel & Freire 2016).

Another important aspect of MSP properties that impacts on neutron-star physics is the maximum observed spin rate. Figure 9 shows the observed spin frequency distribution of the fastest MSPs according to source type. Despite the discovery of several eclipsing MSPs with pulse frequencies above 500 Hz in radio searches of *Fermi* sources in the past few years, the spin rate record (716 Hz) is still held by PSR J1748–2446ad in the globular cluster Terzan 5, found more than a decade ago (Hessels et al. 2006). Searches for short-period (sub-millisecond) MSPs at both radio or X-ray frequencies have not been instrumentally limited since that time or even before. However, there is likely to be a selection against short-period pulsars in lower-frequency radio searches because of absorption and scattering in the circumstellar plasma of eclipsing binary radio pulsars – PSR J1748–2446ad was found in a 2-GHz search using the Green Bank Telescope. It is clear that there is a physical mechanism limiting the maximum spin frequency of neutron stars in accreting binary systems to something around 700 Hz despite most neutron-star equations of state allowing maximum spin frequencies of more than 1 kHz (Lattimer & Prakash 2007). Gravitational “r-mode” instabilities were suggested by Bildsten (1998) as a mechanism, but these appear to be too efficient and must be suppressed in some way to allow the higher observed spin frequencies (Chugunov et al. 2017). It is possible that spin rates are naturally limited by a balance between spin-up and spin-down torques (Patruno et al. 2012; Bhattacharyya & Chakrabarty 2017).



**Figure 9.** Observed distribution of spin frequency for the fastest MSPs including radio eclipsing and non-eclipsing MSPs, X-ray accretion-powered MSPs and X-ray nuclear-powered or burst MSPs. (Papitto et al. 2014)

## 6 CONCLUSION

The discovery of the first binary pulsar in 1975 and the first MSP in 1982 opened the door to a huge diversity of research fields, ranging from tests of theories of relativistic gravitation to understanding the evolutionary pathways that could lead to such objects. In this brief review, I have just skimmed the surface of a few of these research fields, omitting mention of many altogether. I hope though that this has been enough to illustrate the enormous power and potential of the study of millisecond pulsars and pulsar binary systems. In this volume celebrating the contributions of Srinivasan to astrophysics, I have highlighted his contributions to the topics of MSP and binary evolution. With colleagues including Bhattacharya, Radhakrishnan and van den Heuvel, he has made ground-breaking contributions to the field right from the early days following the discovery of the first binary pulsar. Many of these contributions have proved prescient and are part of the present-day understanding of these topics. We thank him for his many insightful contributions over the past 40 years.

## ACKNOWLEDGEMENTS

The NASA Astrophysics Data System (<http://www.adsabs.harvard.edu/>) and the ATNF Pulsar Catalogue (V1.56, [www.atnf.csiro.au/research/pulsar/psrcat](http://www.atnf.csiro.au/research/pulsar/psrcat), (Manchester et al. 2005)) were used extensively in the preparation of this review.

## REFERENCES

- Abbott B. P., et al., 2016, *Phys. Rev. Lett.*, 116, 061102  
 Abdo A. A., et al., 2009, *Science*, 325, 848  
 Abdo A. A., et al., 2011, *ApJ*, 736, L11  
 Abdo A. A., Ajello M., Allafort A., et al. 2013, ArXiv:1305.4385,  
 Al-Masoudi A., Dörscher S., Häfner S., Sterr U., Lisdat C., 2015,  
*Phys. Rev. A*, 92, 063814

- Alpar M. A., Cheng A. F., Ruderman M. A., Shaham J., 1982, *Nature*, 300, 728
- Anderson S. B., 1992, PhD thesis, California Institute of Technology
- Anderson S. B., Gorham P. W., Kulkarni S. R., Prince T. A., 1990, *Nature*, 346, 42
- Antoniadis J., et al., 2013, *Science*, 340, 448
- Antoniadis J., Tauris T. M., Özel F., Barr E., Champion D. J., Freire P. C. C., 2016, *ArXiv:1605.01665*,
- Archibald A. M., et al., 2009, *Science*, 324, 1411
- Arias E. F., Panfilo G., Petit G., 2011, *Metrologia*, 48, S145
- Backer D. C., Kulkarni S. R., Heiles C., Davis M. M., Goss W. M., 1982, *Nature*, 300, 615
- Backus P. R., Taylor J. H., Damashek M., 1982, *ApJ*, 255, L63
- Bailes M., et al., 2011, *Science*, 333, 1717
- Barr E. D., Freire P. C. C., Kramer M., Champion D. J., Berezhina M., Bassa C. G., Lyne A. G., Stappers B. W., 2017, *MNRAS*, 465, 1711
- Bassa C. G., et al., 2014, *MNRAS*, 441, 1825
- Bates S. D., et al., 2015, *MNRAS*, 446, 4019
- Bhattacharya D., Srinivasan G., 1991, *J. Astrophys. Astr.*, 12, 17
- Bhattacharya D., van den Heuvel E. P. J., 1991, *Phys. Rep.*, 203, 1
- Bhattacharyya S., Chakrabarty D., 2017, *ApJ*, 835, 4
- Bildsten L., 1998, *ApJ*, 501, L89
- Boriakoff V., Buccheri R., Fauci F., 1983, *Nature*, 304, 417
- Boyles J., et al., 2013, *ApJ*, 763, 80
- Breton R. P., et al., 2008, *Science*, 321, 104
- Burgay M., et al., 2003, *Nature*, 426, 531
- Camilo F., Lorimer D. R., Freire P., Lyne A. G., Manchester R. N., 2000, *ApJ*, 535, 975
- Camilo F., et al., 2015, *ApJ*, 810, 85
- Chen H.-L., Chen X., Tauris T. M., Han Z., 2013, *ApJ*, 775, 27
- Chen S., Middleton H., Sesana A., Del Pozzo W., Vecchio A., 2017, *MNRAS*, 468, 404
- Chernyakova M., Neronov A., Aharonian F., Uchiyama Y., Takahashi T., 2009, *MNRAS*, 397, 2123
- Chugunov A. I., Gusakov M. E., Kantor E. M., 2017, *MNRAS*, 468, 291
- Cromartie H. T., et al., 2016, *ApJ*, 819, 34
- D'Amico N., Lyne A. G., Manchester R. N., Possenti A., Camilo F., 2001, *ApJ*, 548, L171
- Damashek M., Backus P. R., Taylor J. H., Burkhardt R. K., 1982, *ApJ*, 253, L57
- Demorest P. B., Pennucci T., Ransom S. M., Roberts M. S. E., Hessels J. W. T., 2010, *Nature*, 467, 1081
- Demorest P. B., et al., 2013, *ApJ*, 762, 94
- Edwards R. T., Bailes M., 2001, *ApJ*, 553, 801
- Eichler D., Levinson A., 1988, *ApJ*, 335, L67
- Einstein A., 1916, *Sitzungsberichte der Königlich Preußischen Akademie der Wissenschaften (Berlin)*, Seite 688-696.,
- Espinoza C. M., et al., 2013, *MNRAS*, 430, 571
- Faucher-Giguère C.-A., Kaspi V. M., 2006, *ApJ*, 643, 332
- Faulkner A. J., et al., 2004, *MNRAS*, 355, 147
- Fonseca E., et al., 2016, *ApJ*, 832, 167
- Fruchter A. S., Stinebring D. R., Taylor J. H., 1988, *Nature*, 333, 237
- Gold T., 1968, *Nature*, 218, 731
- Gonzalez M. E., et al., 2011, *ApJ*, 743, 102
- Haensel P., Zdunik J. L., 2016, in *Journal of Physics Conference Series*. p. 012061, [doi:10.1088/1742-6596/665/1/012061](https://doi.org/10.1088/1742-6596/665/1/012061)
- Halpern J. P., Gottlieb E. V., 2010, *ApJ*, 709, 436
- Hartman J. M., Patruno A., Chakrabarty D., Markwardt C. B., Morgan E. H., van der Klis M., Wijnands R., 2009, *ApJ*, 702, 1673
- Hellings R. W., Downs G. S., 1983, *ApJ*, 265, L39
- Hessels J. W. T., Ransom S. M., Stairs I. H., Freire P. C. C., Kaspi V. M., Camilo F., 2006, *Science*, 311, 1901
- Hewish A., Bell S. J., Pilkington J. D. H., Scott P. F., Collins R. A., 1968, *Nature*, 217, 709
- Hobbs G., et al., 2012, *MNRAS*, 427, 2780
- Hulse R. A., Taylor J. H., 1975, *ApJ*, 195, L51
- Hunt G. C., 1969, *Nature*, 224, 1005
- Janssen G., et al., 2015, *Advancing Astrophysics with the Square Kilometre Array (AASKA14)*, p. 37
- Koester D., Reimers D., 2000, *A&A*, 364, L66
- Kramer M., et al. 2017
- Kramer M., et al., 2006, *Science*, 314, 97
- Kuiper L., Hermsen W., Verbunt F., Thompson D. J., Stairs I. H., Lyne A. G., Strickman M. S., Cusumano G., 2000, *A&A*, 359, 615
- Kulkarni S. R., 1986, *ApJ*, 306, L85
- Large M. I., Vaughan A. E., Mills B. Y., 1968, *Nature*, 220, 340
- Lattimer J. M., Prakash M., 2007, *Physics Reports*, 442, 109
- Lentati L., et al., 2015, *MNRAS*, 453, 2576
- Lyne A. G., Brinklow A., Middleditch J., Kulkarni S. R., Backer D. C., Clifton T. R., 1987, *Nature*, 328, 399
- Lyne A. G., Biggs J. D., Brinklow A., Ashworth M., McKenna J., 1988, *Nature*, 332, 45
- Lyne A. G., et al., 1990, *Nature*, 347, 650
- Lyne A. G., et al., 2004, *Science*, 303, 1153
- Lyutikov M., Thompson C., 2005, *ApJ*, 634, 1223
- Manchester R. N., Peters W. L., 1972, *ApJ*, 173, 221
- Manchester R. N., Newton L. M., Cooke D. J., Lyne A. G., 1980, *ApJ*, 236, L25
- Manchester R. N., Lyne A. G., D'Amico N., Johnston S., Lim J., Kniffen D. A., 1990, *Nature*, 345, 598
- Manchester R. N., Lyne A. G., Robinson C., D'Amico N., Bailes M., Lim J., 1991, *Nature*, 352, 219
- Manchester R. N., Hobbs G. B., Teoh A., Hobbs M., 2005, *AJ*, 129, 1993
- Manchester R. N., et al., 2013, *PASA*, 30, 17
- Manchester R. N., Guo L., Hobbs G., Coles W. A., 2017, in *Science of Time*. Springer Publishing, Astrophysics and Space Science Proceedings, New York
- McLaughlin M. A., et al., 2004, *ApJ*, 616, L131
- Nan R., et al., 2011, *Intl J. of Mod. Phys. D*, 20, 989
- Nordtvedt K., 1968, *Phys. Rev.*, 170, 1186
- Ostriker J. P., Gunn J. E., 1969, *ApJ*, 157, 1395
- Özel F., Freire P., 2016, *Ann. Rev. Astr. Ap.*, 54, 401
- Papitto A., et al., 2013, *Nature*, 501, 517
- Papitto A., Torres D. F., Rea N., Tauris T. M., 2014, *A&A*, 566, A64
- Patruno A., Haskell B., D'Angelo C., 2012, *ApJ*, 746, 9
- Patruno A., et al., 2014, *ApJ*, 781, L3
- Payne D. J. B., Melatos A., 2007, *MNRAS*, 376, 609
- Pilkington J. D. H., Hewish A., Bell S. J., Cole T. W., 1968, *Nature*, 218, 126
- Radhakrishnan V., Srinivasan G., 1982, *Curr. Sci.*, 51, 1096
- Radhakrishnan V., Cooke D. J., Komesaroff M. M., Morris D., 1969, *Nature*, 221, 443
- Ransom S. M., et al., 2014, *Nature*, 505, 520
- Rasio F. A., Pfahl E. D., Rappaport S., 2000, *ApJ*, 532, L47
- Ravi V., Wyithe J. S. B., Shannon R. M., Hobbs G., Manchester R. N., 2014, *MNRAS*, 442, 56
- Ray P. S., et al., 2012, *ArXiv:1205.3089*,
- Richards D. W., Comella J. M., 1969, *Nature*, 222, 551
- Roberts M. S. E., 2013, in van Leeuwen J., ed., *IAU Symposium Vol. 291, Neutron Stars and Pulsars: Challenges and Opportunities after 80 years*. pp 127–132 ([arXiv:1210.6903](https://arxiv.org/abs/1210.6903)), [doi:10.1017/S174392131202337X](https://doi.org/10.1017/S174392131202337X)
- Roy J., et al., 2015, *ApJ*, 800, L12
- Scholz P., et al., 2015, preprint, ([ArXiv:1501.03746](https://arxiv.org/abs/1501.03746))
- Segelstein D. J., Rawley L. A., Stinebring D. R., Fruchter A. S., Taylor J. H., 1986, *Nature*, 322, 714
- Shannon R. M., Cordes J. M., 2010, *ApJ*, 725, 1607

- Shannon R. M., et al., 2013a, *Science*, **342**, 334
- Shannon R. M., et al., 2013b, *ApJ*, 766, 5
- Shannon R. M., Johnston S., Manchester R. N., 2014, *MNRAS*, **437**, 3255
- Shannon R. M., et al., 2015, *Science*, **349**, 1522
- Siemens X., Ellis J., Jenet F., Romano J. D., 2013, *Class. Quant. Grav.*, **30**, 224015
- Sigurdsson S., Phinney E. S., 1993, *ApJ*, 415, 631
- Sigurdsson S., Richer H. B., Hansen B. M., Stairs I. H., Thorsett S. E., 2003, *Science*, 301, 193
- Smarr L. L., Blandford R., 1976, *ApJ*, 207, 574
- Srinivasan G., 1990, *Advances in Space Research*, **10**, 167
- Srinivasan G., van den Heuvel E. P. J., 1982, *A&A*, 108, 143
- Srinivasan G., Bhattacharya D., Muslimov A. G., Tsygan A. I., 1990, *Curr. Sci.*, 59, 31
- Staelin D. H., Reifenstein III E. C., 1968, *Science*, 162, 1481
- Stairs I. H., 2003, *Living Rev. Relativity*, 6
- Stappers B. W., et al., 2014, *ApJ*, **790**, 39
- Stovall K., et al., 2014, *ApJ*, **791**, 67
- Szkody P., et al., 2003, *AJ*, 126, 1499
- Tauris T. M., van den Heuvel E. P. J., 2006, in Lewin W. H. G., van der Klis M., eds, *Compact Stellar X-ray Sources*. Cambridge University Press, Cambridge, pp 623–665
- Tauris T. M., Langer N., Kramer M., 2012, *MNRAS*, **425**, 1601
- Taylor J. H., Hulse R. A., Fowler L. A., Gullahorn G. E., Rankin J. M., 1976, *ApJ*, 206, L53
- Taylor J. H., Fowler L. A., McCulloch P. M., 1979, *Nature*, 277, 437
- Thorsett S. E., Arzoumanian Z., Taylor J. H., 1993, *ApJ*, 412, L33
- Thorsett S. E., Arzoumanian Z., Camilo F., Lyne A. G., 1999, *ApJ*, **523**, 763
- Thorstensen J. R., Armstrong E., 2005, *AJ*, 130, 759
- Verbiest J. P. W., et al., 2016, *MNRAS*, **458**, 1267
- Verbunt F., Freire P. C. C., 2014, *A&A*, **561**, A11
- Weisberg J. M., Huang Y., 2016, *ApJ*, **829**, 55
- Will C. M., 2014, *Living Rev. Relativity*, 17, 4
- Wolszczan A., 1994, *Science*, 264, 538
- Wolszczan A., Frail D. A., 1992, *Nature*, 355, 145