

Differential Pricing of Traffic in the Internet

Manjesh K. Hanawal¹, Shashank Mishra¹, and Yezekael Hayel²

¹ IEOR, Indian Institute of Technology Bombay, India

²LIA, University of Avignon, France

Abstract. The ongoing net neutrality debate has generated a lot of heated discussions on whether or not monetary interactions should be regulated between content and access providers. Among the several topics discussed, ‘differential pricing’ has recently received attention due to ‘zero-rating’ platforms proposed by some service providers. In the differential pricing scheme, Internet Service Providers (ISPs) can exempt data traffic charges for accessing content from certain CPs or applications (zero-rated) and apply regular charges for accessing content from other CPs. This allows the possibility for Content Providers (CPs) to make ‘sponsorship’ agreements to zero-rate their content and attract more user traffic. In this paper, we study the effect of differential pricing on various players in the Internet. We consider a model with a single ISP and multiple CPs where users select CPs based on the quality of service (QoS) and applicable traffic charges. We show that in a differential pricing regime 1) a CP offering low QoS can make more revenues than a CP offering better QoS through sponsorships. 2) QoS (mean delay) for end users can degrade compared to the case where no differential pricing is allowed.

1 Introduction

The term ‘network neutrality’ generally refers to the principle that Internet Service Providers (ISPs) must treat all Internet traffic of a particular class on an equal basis, without regard to the type, origin, or destination of the content or the means of its transmission. What it implies is that all points in a network should be treated equally without any discrimination on speed, quality or price. Some of those features have made internet to grow at such a fast rate. Any practice of blocking, throttling, preferential treatment, discriminatory tariffs of content or applications is treated as non-neutral behavior. In this paper we study non-neutral behavior related to discriminatory tariffs.

In recent years, with the growing popularity of data intensive services, e.g., online video streaming and cloud-based applications, Internet traffic has been growing more than 50% per year [1], causing serious network congestions, especially in wireless networks which are bandwidth constrained. To sustain such rapid traffic growth and enhance user experiences, ISPs need to upgrade their network infrastructures and expand capacities. However, the revenues from end-users are often not enough to recoup the corresponding costs and ISPs are looking at other methods for revenue generation. On the other hand, CPs that work on different revenue models (mainly advertisements driven) are seeing growth in revenues [2] due to higher traffic. Pointing to this disparity, some ISPs have proposed that CPs return the benefit of value chain by sharing their revenues with them. The CPs, who are exploring various smart data pricing (SDP) schemes [3] to further improve their revenues, prefer that their content be treated on priority or allowed access at lower data charges by the ISPs for any monetary transaction to happen. Among the various models for monetary interaction, zero-rating has found traction. In zero-rating, an ISP and CPs enter into sponsorship agreement such that the ISP subsidizes data traffic charges (or access price) applicable on the content accessed from the CPs. The CPs compensate the ISP either by repaying the subsidy amount or offer free advertisement services. In return, sponsoring CPs hope to get more traffic and earn higher advertisement revenues.

Differential pricing schemes, and in particular zero-rating methods, are non-neutral as it allows ISPs to discriminate content based on its origin. Net neutrality advocates argue that differential pricing hinders innovations at the CPs as new entrants cannot afford to get their content zero-rated and will be left out in the competition. Those favoring differential pricing argue that it helps more users connect to the Internet, especially in the developing countries where Internet penetration is still low. Some of zero-rated platforms like BingeOn by T-Mobile, FreeBee by Verizon, and Free Basics by Facebook are accused of violating net neutrality principles and are under scrutiny. The issue of differential pricing is now a part of consultations launched by several regulatory authorities including the FCC, European Commission, CRTC [4,5] seeking public and stake holders' opinion. Differential pricing is banned in Chile and The Netherlands with India being the latest to do so [6,7].

Zero-rating is a SDP scheme through which CPs aim to attract more user traffic. However, pricing schemes alone do not guarantee higher traffic as quality of service (QoS) also matters for users. While QoS experienced at CPs depends on long term planning and investment in the service capacities of their facilities, pricing strategies can be based on short term planning and constitute running costs. The CPs can tradeoff between long term and running costs to maximize their revenues. Our aim in this paper is to understand how zero-rating schemes affect revenues of CPs and QoS experienced by the users. Specifically, we ask can a CP offering lower QoS earn more revenue than CPs offering higher QoS through differential pricing? And, can QoS experienced by users under differential schemes degrade compared to the case where it is not allowed (neutral regime).

As no market data is available for an empirical study of the effect of differential pricing, we take an analytical approach and model the scenario as follows: we consider a single ISP connecting users to a set of CPs that offer same/similar content. Users' decision to select a CP depends on the QoS and access price for the content at that CP. The users constitute mobile devices or any internet enabled devices that generate requests to access content from the CPs. The requests are assumed to be generated according to a Poisson process. We consider a hierarchical game where ISP act as a leader and sets access price. The CPs then negotiate with the ISP and competitively decide what fraction of access prices they will sponsor (or subsidize) such that their utility, defined as the difference between the average revenues earned from the user traffic and the amount they have to pay to the ISP, is maximized. Finally, knowing CPs decisions users compete and select CPs such that their cost, defined as the sum of mean delay and the corresponding access price, is minimized. We analyze the hierarchical game via backward induction.

Our analysis reveals that answers to both the questions we pose can be positive. We identify the regimes where differential pricing schemes lead to unfair distribution of revenues among CPs and users QoS experience degrades. However, if access price set by ISPs are regulated, both the unfavorable scenarios can be avoided.

The rest of the paper is organized as follows: In Section 2, we discuss the model and settings of the hierarchical game. We begin with equilibrium behavior of the users in Section 3 and study mean delay experienced by them in Section 4. In section 5, we study the preference of CPs for the differential pricing and demonstrate that the game need not have Nash equilibria. In Section 6, we analyze the game where CPs decisions are restricted to either sponsor the data entirely or do not sponsor at all. We discuss regulatory implications of our analysis and future extensions in Section 7.

1.1 Literature review

There is a significant amount of literature that analyzes various aspects of the net neutrality debate, like incentive for investment, QoS differentiation, side payments or off-network pricing through analytical models. For a detailed survey see [8]. However, the literature on the effect of differential pricing and QoS experienced by users in this regime are few and we discuss them below.

In [11], the authors study a game between a CP and an ISP where the ISP first sets the price parameters for sponsorship and the CP responds by deciding what volume of content it will sponsor. This model assumes that the users always access the sponsored content irrespective of the QoS which is not always true. Multiple CPs involving larger (richer) and smaller revenues are considered in [12]. When the ISP charges both the end users and the CPs, it is argued that richer CPs derive more benefit through sponsorship in the long run (market shares are dynamic). Negotiation between the ISP and CPs are studied in [9] using Stakelberg game or Nash bargaining game where CPs negotiate with the ISP for higher QoS for its content. It is argued that QoS at equilibrium improves in both the games. The analysis involving stakelberg game is extended to multiple CPs in [10]. A scheme named Quality Sponsor Data (QSD) is proposed in [13] where ISPs make portion of their resources available to CPs for sponsorship. Voluntary subsidization of the data usage charges by CPs for accessing their content is proposed in [14]. It is argued that voluntary subsidization of traffic increases welfare of the Internet content market. Hierarchal games involving ISP, CPs and multiple type of users is analyzed in [15] and show that all parties benefit from sponsored data. However, the work ignores the effect of QoS. In [16], QoS parameter are considered in deriving the total traffic generated by the users. A stakelberg game between an ISP and CPs are analyzed where the ISP decides the access price and the CPs decide whether or not to sponsor user traffic. Competition among the users and their strategic behavior is not considered in this work. Furthermore, this work considers ‘QoS index’ as an exogenous parameter (required bandwidth), whereas we consider perceived QoS by the users.

Our work differs from all the models studied in the literature as we consider users to be strategic and traffic distribution in the network is derived from their equilibrium behavior. Further, we focus on QoS offered at the CPs and study how it influences the CPs sponsorship decisions.

2 Model and Setup

We consider a single Internet Service Provider (ISP) that connects end users to the Internet. We focus on a particular type of content, say videos, music, or online shopping, that the users can access from content providers (CPs). Multiple CPs offer same/similar type of contents and end users can access content from any of them. The ISP charges c monetary units per unit of traffic accessed through its network to the end users. We refer to this price as the ‘access price’. Let N denote the number of CPs and $[N]$ the set of CPs. Each CP can enter into zero-rating-agreement with the ISP. In this case, CP pays a proportion of the access price for the content accessed from it and the ISP passes on the benefit to the end users. This proportion may be different for each CP. Let $\gamma_i \in [0, 1], i \in [N]$ denotes the fraction of the access price end users pay to access content of i -th CP (also denoted CP_i). The value of $\gamma_i, i \in [N]$ is decided by i -th CP and we refer to it as the *subsidy factor*. For every unit of traffic accessed from i -th CP, end users and i -th CP pay $\gamma_i c$ and $(1 - \gamma_i)c$, respectively, to the ISP. We allow the possibility for i -th CP to pay the ISP only $\rho \gamma_i c$ per unit traffic accessed from it, where $\rho \in (0, 1]$. This parameter determines the level of negotiation between CP and the ISP. We refer to the special

cases when $\gamma_i \in (0, 1)$, $\gamma_i = 0$, and $\gamma_i = 1$, as i -th CP is Partially-sponsoring (P), Sponsoring (S), and Not-sponsoring (N), respectively.

We consider a large population of end users that access the content from CPs by sending requests. The requests are generated according to Poisson process with a rate λ . Each request results in a certain amount of traffic flow between the CPs and end users. Without loss of generality, we assume that the mean traffic flow per request is one unit¹. Each end user decides which CP to send its request and this selection does not depend on the choice of other users and its past decisions². The quality of the service (QoS) experienced by end users depends on the quantity of requests served and the service capacity of the CPs. The later depends on the investments in infrastructure. Higher the investments more is the capacity. Let $m_i, i \in [N]$ denotes the service capacity of i -th CP and let $T_i(\lambda_i)$ denotes the QoS experienced by end users at i -th CP when the CP is serving λ_i requests. We stress that the QoS here refers to that experienced at the CPs and not on the Internet backbone or the ISP network.

The network model for the case of two CPs is depicted in Figure 1.

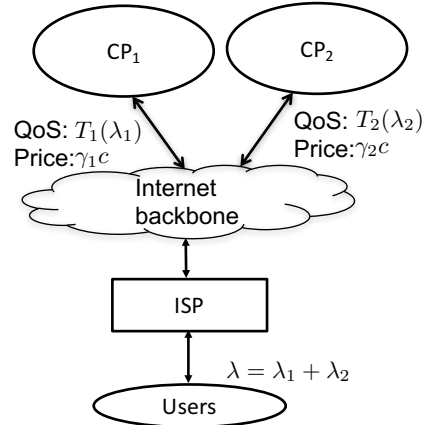


Fig. 1: Interaction between the ISP, CPs and end users.

2.1 Utility of Users

Each end user wants its request to be served as early as possible. We consider the mean delay experienced at each CP as QoS metric and set $T_i(x) = \frac{1}{m_i - x}$ for all $i \in [N]$, which is a well known mean (stationary) delay value in a $M/M/1$ queue [17]³. End users' decision on which CP to send their request depends on the QoS as well as the access price. We define utility (or cost) of each end user by selecting a CP as the sum of mean delay and access price it incurs at that CP. Specifically, the cost of an end user served at i -th CP with requests at rate x is⁴

$$C_i(x) := C_i(x, m_i, c, \gamma_i) = \begin{cases} \frac{1}{m_i - x} + \gamma_i c & \text{if } m_i > x, \\ \infty & \text{otherwise.} \end{cases} \quad (1)$$

Each end user aims to select a CP that gives the minimum cost. Note that this formulation is the same as allowing each user to choose a CP with the lowest mean delay subject to a price constraint. This criteria also turns out to be optimizing weighted sum of mean delay and price with the weight corresponding to the Lagrangian multiplier associated to the constraint.

2.2 Utility of Content Providers

The revenue of CPs is an increasing function of the number of requests they receive. Generally, CPs revenues comes from per-click advertisements accessible on their webpages and higher

¹ Otherwise ρ can be appropriately scaled. See (2).

² The assumption that users do not have memory is not overly restrictive as the population is large and each new request is likely from a different user.

³ Note that if the service times at the CPs are exponentially distributed, then $1/(m_i - x)$ gives the exact value of mean delay at i -th CP when it receives request at Poisson rate x .

⁴ A more general cost function $C_i(x)$ that is convex and strictly increasing in x can also be analyzed using techniques we use in this paper.

requests imply more views of advertisements (for example, CP can embed an advertisement in each request served) resulting in higher income. We define utility of CP_i as the net revenue earned after discounting the access price through sponsorship. Let U_i denote the utility of CP_i , $i \in [N]$, when it sponsors γ_i fraction of access price and receives λ_i mean number of requests, then:

$$U_i(\gamma_i) = f_i(\lambda_i) - \rho(1 - \gamma_i)c\lambda_i. \quad (2)$$

The function $f_i(\cdot)$ is monotonically increasing and denotes the revenue from per-click advertisements for example. The definition of this function is out of the scope of this paper. The number of requests received at a CP is the function of the $\gamma_i, i \in [N]$ set by all the CPs. End users react to these decisions, and hence, the decision of CPs are coupled through the end user behavior. We assume that the value of $m_i, i \in [N]$ are fixed and are public knowledge.

2.3 Decision Timescale and Hierarchy

We now explain decision stages of our complex system which involves different types of players: ISP, CPs and end users. Each of them makes decisions in hierarchy and their decisions change over different timescales. At the top of the hierarchy is the ISP that sets the access price c which remains fixed for a long duration. Next in the hierarchy are CPs that make sponsorship decisions after knowing the access price set by the ISP. The CPs decision (parameter γ_i) can change at a timescale that is smaller than that of the ISP. At the bottom level of the hierarchy are the end users that decide from which CP to access content knowing subsidized access prices for all CPs. The users' decisions change at a smaller timescale than that of the CPs.

In the following we study the game among each type of players and how decisions of the each type influences the performance of the other players. We make the following assumptions in the rest of the paper:

1. $\sum_{i=1}^N m_i > \lambda$.
2. $m_i < \lambda$ for all $i \in [N]$.
3. $m_1 < m_2 \leq m_3 \dots \leq m_N$ and $m_1 > \lambda/N$.

The first assumption ensures that a user can always find a CP where mean waiting time is bounded. The second assumption implies that no single CP is capable of handling all the requests alone and hence requests get spread across multiple CPs. The last condition indexes the CPs according to their rank in service capacity and ensures that the CP with lowest service capacity gets non-zero amount of requests at equilibrium. For notational convenience, we write $\bar{m} = \sum_{i=1}^N m_i - \lambda$, which denotes the excess service capacity in the network.

To maintain analytic tractability and get clear insights, we restrict our theoretical analysis to the case with two CPs, i.e., set $N = 2$. However, for the general N numerical studies can be done as it turns out that equilibrium rates can be found efficiently solving a convex program (see (5)). We start with the study of behavior of end users.

3 User behavior

In this section, we study how end users respond to sponsorship decisions by the CPs which impacts their cost functions. Each user selects one of the CPs to process its request without knowing current occupancy of the CPs nor the past (and future) arrival of requests from other users and their decisions. Then, the users' decision to select a CP is necessarily probabilistic and users aim to select CPs according to a distribution that results in smallest expected cost. Since

all users are identical, we are interested in symmetric decisions where every user applies the same probabilistic decision on arrival of a new request. For any symmetric decision, arrival rate of requests at each CP also follows a Poisson process by the thinning property of the Poisson processes.

We apply Wardrop equilibrium conditions to find the equilibrium decision strategy of large population of users [18]. Let γ_{-i} denote the subsidy factor of the CP other than $CP_i, i = 1, 2$ and $\lambda^* = (\lambda_1^*, \lambda_2^*)$, where $\lambda_i^* := \lambda_i^*(\gamma_i, \gamma_{-i}), i \in [N]$, is the arrival rate at i -th CP at equilibrium and $\sum_{i=1}^N \lambda_i^* = \lambda^*$. Then we have the following properties coming from Wardrop principles⁵:

$$\forall \lambda_i^* > 0 \implies C_i(\lambda_i^*) \leq C_j(\lambda_j^*) \text{ for all } j \neq i, \quad (3)$$

which can also be expressed as

$$\forall i, \lambda_i^* \cdot (C_i(\lambda_i^*) - \alpha) = 0, \text{ where } \alpha = \min_i C_i(\lambda_i^*). \quad (4)$$

For any given N, λ and $C_i(\cdot), i \in N$, the Wardrop equilibrium can be computed as the unique solution of the following convex optimization problem:

$$\begin{aligned} \min_{(\lambda_1, \dots, \lambda_N)} \quad & \sum_{i=1}^N \int_0^{\lambda_i} C_i(y) dy \\ \text{subjected to} \quad & \sum_{i=1}^N \lambda_i = \lambda \text{ and } \lambda_i > 0 \quad \forall i. \end{aligned} \quad (5)$$

Note that when functions $C_i(\cdot)$ are convex, the above program is convex and Wardrop equilibrium can be efficiently computed using convex programs like the Frank-Wolfe algorithm [20]. The following proposition gives explicit characterization of Wardrop equilibrium.

Lemma 1. *For a given action profile (γ_1, γ_2) of the CPs, the equilibrium requests arrival rates are as follows:*

$$\lambda_i^* = m_i - \frac{1}{\alpha - \gamma_i c} \quad \forall i = 1, 2, \quad (6)$$

where $\alpha := \alpha(\gamma_1, \gamma_2)$ is the equilibrium cost given by

$$\alpha = \frac{c(\gamma_1 + \gamma_2)}{2} + \frac{1}{m} + \sqrt{\frac{(c(\gamma_1 - \gamma_2))^2}{4} + \frac{1}{m^2}}. \quad (7)$$

The following lemma follows immediately the previous lemma.

Lemma 2. *For given $\gamma_i, i = 1, 2$, the equilibrium requests λ_i^* is strictly increasing in γ_{-i} , i.e., equilibrium rates at a CP increases if the subsidy factor for other CP increases.*

From equation (7), it is also clear that the equilibrium cost α is monotonically increasing in c . However, the effect of c on the equilibrium rates depends on the values of (γ_1, γ_2) relative to each others. We have the following proposition that describes monotonicity properties of the equilibrium rates depending on the subsidy factors set by the CPs.

Proposition 1. *For any (γ_1, γ_2) , equilibrium rates satisfy the following properties:*

⁵ We can apply Wardrop equilibrium conditions as the request arrivals satisfy the PASTA (Poisson Arrivals See Time Averages) property [19].

1. if $\gamma_1 < \gamma_2$, then λ_1^* is monotonically increasing in c (and λ_2^* is decreasing in c).
2. if $\gamma_1 \geq \gamma_2$, then λ_1^* is monotonically decreasing in c (and λ_2^* is increasing in c).

Interestingly, when the sponsorship decisions of the CPs are symmetric, i.e., all CPs set the same subsidy factor, users are indifferent to the sponsorship decisions. To see this, notice from (7) that $\alpha - c\gamma = 2/\overline{m}$ when $\gamma_i = \gamma$ for some $\gamma \in [0, 1]$ and equilibrium rates in (6) are independent of γ . Thus, if the access prices for the content across all the CPs if either increased or decreased by the same amount, users preferences for the CPs do not change.

4 Mean Delay in the Network

In this section we analyze average waiting time (delay) experienced by a ‘typical’ user in the network at equilibrium. We refer to any user that arrives at equilibrium as a typical user.

Given a rate λ , a fraction λ_i^*/λ of the users’ requests are served at i -th CP at equilibrium, and each one of them incur mean delay of $1/(m_i - \lambda_i^*)$. Since the users are homogeneous, the equilibrium strategy of each user is equivalent to a strategy that selects CP_i with probability λ_i^*/λ . Hence we define mean delay (henceforth referred simply as delay) experienced by a typical user as

$$D(c, \gamma_1, \gamma_2) = \sum_{i=1}^N \frac{\lambda_i^*}{\lambda} \frac{1}{m_i - \lambda_i^*}. \quad (8)$$

Lemma 3. *Given (γ_1, γ_2) and c , we have*

$$D(c, \gamma_1, \gamma_2) = \frac{\alpha}{\lambda} \sum_{i=1}^2 m_i - \frac{c}{\lambda} \sum_{i=1}^2 m_i \gamma_i - \frac{2}{\lambda}, \quad (9)$$

where α is given by (7). And when $\gamma_i = \gamma$ for all $i = 1, 2$, for some $\gamma \in [0, 1]$ we get

$$D(c, \gamma) := D(c, \gamma, \gamma) = \frac{2}{\overline{m}}. \quad (10)$$

When γ_i are the same across all CPs, i.e., sponsorship decisions are symmetric, the delay does not depend neither on the price set by the ISP nor on the subsidy factor set by the the CPs. In this case, delay only depends on the excess capacity—larger the excess capacity smaller the delay. For the symmetric case, the above analysis can be easily extended to the case with $N > 2$. In particular, it can be shown that the delay is given by N/\overline{m} , i.e., increases linearly with the number of CPs.

When the sponsorship decisions are asymmetric, the delay is a function of c and its properties are given in the following lemma.

Lemma 4. *For a given (γ_1, γ_2) delay is a convex function in c . Further, if $\gamma_1 \geq \gamma_2$ delay is monotonically increasing in c .*

Recall the setting that $m_1 < m_2$. When $\gamma_1 > \gamma_2$, the equilibrium arrival rate increases at CP_2 (see Prop. 1) with c which in turn increases delay experienced by a typical user at CP_2 . However, the corresponding rate of decrease of delay at CP_1 (from the decreased arrival rate) is smaller due to its smaller capacity and it results in a net increase in delay. On the other hand when $\gamma_1 < \gamma_2$, the equilibrium arrival rate increases at CP_1 (see Prop. 1) with c which in turn increases delay for a typical user at CP_1 but decreases at CP_2 . For smaller values of c , the rate

of increase in delay at CP_1 is small compared to rate of decrease in delay at CP_2 as $m_2 > m_1$. However, as more arrivals shift to CP_1 with larger value of c , the delay increases significantly at CP_1 and can dominate the rate of decrease of delay at CP_2 . Hence, with increasing value c , delay first decreases and then can increase. The threshold on c where the delay changes its behavior depends on the gap between service capacity of the CPs, i.e., $m_2 - m_1$; larger the gap more prominent is the rate of decrease of delay at CP_2 and hence decrease in delay continues over a larger values of c .

The above lemma suggests that the users' preference for a CP depends on the difference between the access prices for their content, i.e., $(\gamma_1 - \gamma_2)c$. If the difference gets larger, users' preference for one of the CP increases – positive gaps implies preference for CP_2 , and negative gap implies preference for CP_1 .

In the following we study mean delay experienced by a typical user when the decisions of CPs are asymmetric compared to the case when decision of the CPs are symmetric. Since the delay is invariant to sponsorship decisions in the later case, we consider symmetric action profile (N, N) as a reference and treat it as a regime with no-differential pricing or 'neutral'. Following is the main result of this section.

Theorem 1 *For any (γ_1, γ_2) , the following hold:*

1. *If $\gamma_1 \geq \gamma_2$, then $D(c, \gamma_1, \gamma_2) \geq D(c, 1, 1)$ for all c .*
2. *If $\gamma_2 > \gamma_1$, then $D(c, \gamma_1, \gamma_2) \geq D(c, 1, 1)$ if and only if*

$$c(\gamma_2 - \gamma_1) \geq 4 \left(\frac{m_2}{m_1} - \frac{m_1}{m_2} \right). \quad (11)$$

The above result suggests that the differential pricing in the Internet can be unfavorable to the users. Specifically, when the CPs sponsorship decisions are asymmetric the mean delay experienced by a typical user can be larger than that experienced in a neutral regime where none of the CPs sponsor the access price.

Recall again our convention that CP_1 has a smaller service capacity than that of CP_2 . Also recall that when the access price for content of both the CPs is same, the delay does not depend on the access price and it corresponds to the neutral regime. When $\gamma_1 > \gamma_2$, delay experienced by a typical user is always higher than that experienced in a neutral regime. This is because, when one moves away from neutral regime by decreasing access price for content of CP_2 relative to that for CP_1 , delay at CP_2 increases as equilibrium arrival rate at CP_2 increases. This increase in delay is larger than the corresponding decrease in delay at CP_1 due to its inferior service capacity hence it results in net increase in delay. On the other hand, when $\gamma_1 < \gamma_2$, delay experienced by a typical user is larger than in the neutral regime provided access price set by the ISP is larger than a certain threshold, otherwise it will be smaller. To understand this behavior notice that $D(c, \gamma_1, \gamma_2)$ is convex in c (see Lemma (4)) when $\gamma_1 < \gamma_2$ and $D(0, 1, 1) = D(c, 1, 1)$ for all $c \geq 0$. This indicates that there exists a threshold on c below which delay is smaller and above which delay will be higher than in the neutral regime. As given in (11) this threshold increases if disparity between the service capacities of the CPs (m_2/m_1) increases and/or disparity between the access prices ($\gamma_2 - \gamma_1$) for the content of the CPs decreases.

Theorem 1 also explains the effect of access price set by the ISP on delay experienced by the users. When $\gamma_1 < \gamma_2$, smaller access prices actually benefits the users as delay in the differential regime is smaller than in the case with neutral regime. However, if the access prices is large, more than a certain threshold, this favorable scenario no longer holds and users will experience more delay.

Remark 1. In a differential regime, the QoS for users can degrade compared to that in the neutral regime if the CP with poor QoS offers higher subsidy than the CP with better QoS.

5 Behavior of CPs

In this section we analyze the behavior of CPs. Particularly, we are interested in the question of which type of CPs prefer differential pricing. We study if CPs with lower service capacity can earn more revenue than the other CP by allowing higher subsidy. We will then study competition between the CPs and analyze their equilibrium behavior.

In the following we assume that the advertisement revenues are proportional to the total request arrival rate. Then, we set $f(\lambda_i) = \beta\lambda_i$, where $\beta > 0$ is a proportionality constant that depends on how the traffic translates to revenues at the CPs which can be obtained from statistical analysis of per-click data usage. We consider utility of i -th CP is based on the equilibrium rates set by the users given by (with abuse of notation):

$$U_i(\gamma_i, \gamma_{-i}) = (\beta - (1 - \gamma_i)\rho c)\lambda_i^*, \quad (12)$$

Clearly, CP_i will sponsor its content only if $(1 - \gamma_i) < \beta/c\rho$.

5.1 Which CPs Prefer Differential Pricing

In the differential pricing regime CP_1 can attract more user traffic than CP_2 by offering higher subsidy. However, higher subsidy also increases the amount CP_1 has to pay to ISP. Hence CP_1 's profit may not increase with higher subsidy. Then, a natural question is can CP_1 set its subsidy factor such that it gets higher utility than CP_2 ? The following proposition gives the condition for this to happen.

Proposition 2. Let $\bar{\beta} = \rho c/\beta \leq 1$. For a given $\gamma_2, \gamma_1 \geq 0$, $U_1(\gamma_1, \gamma_2) \geq U_2(\gamma_2, \gamma_1)$ iff

$$\lambda_1^* \geq \frac{\lambda}{\frac{1-(1-\gamma_1)\bar{\beta}}{1-(1-\gamma_2)\bar{\beta}} + 1}. \quad (13)$$

Note that λ_1 and the ratio on the right hand of the above condition are both decreasing in γ_1 . The rate of decrease of λ_1^* is lower when γ_1 is small and the above condition holds. Indeed, a numerical example in Fig. 2a demonstrate that the condition holds. In Fig. 2c we also demonstrate a case when the condition does not hold. In particular, when the difference between service capacities of the CPs is small the condition (13) holds for some γ_1 , and in spite of its inferior service capacity CP_1 can earn higher utility. However, when the difference is large CP_1 cannot get higher utility than CP_2 by subsidizing access prices to its content.

The examples demonstrate that the differential pricing regime can de-incentivizes the CPs to increase their capacity and improve QoS at their end. Specifically, the CPs with lower service capacity can prefer to offer higher discount prices rather than investing in the infrastructure. This decision leads to higher earning for CP with lower service capacity without improving QoS than CPs that have invested more in their infrastructure but are not offering higher subsidy on the access price.

Remark 2. In differential pricing regime, a CP with lower QoS can earn more revenue than a CP with higher QoS by offering appropriate subsidy on access price.

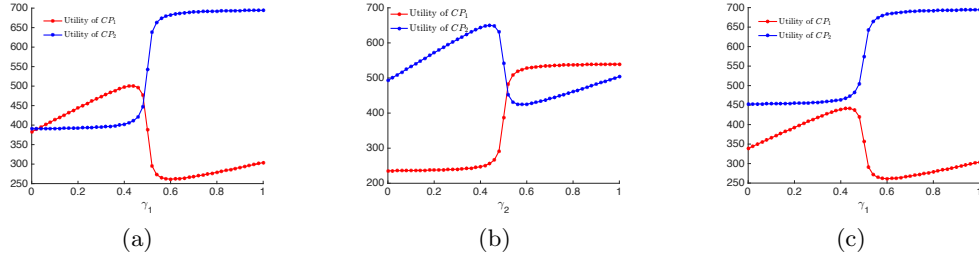


Fig. 2: The utilities of CP_1 and CP_2 are compared with parameters $\beta = 1, \rho = .9, c = 0.5, \lambda = 1200$. In Fig. 2a service capacities of CPs are close, we set $M_1 = 700, M_2 = 900$ and $\gamma_2 = 0.5$. Here, utility of CP_1 is higher than that of CP_2 for small values of γ_1 . In 2b, we use the same parameters as in Fig. 2a with $\gamma_1 = 0.5$. In Fig. 2c, service capacity utility of CP_1 much lower than that of CP_2 , we set $M_1 = 620, M_2 = 900$ and $\gamma_2 = 0.5$. Here, utility of CP_1 is always lower than that of CP_2 .

5.2 Non-Cooperative game between CPs

The CPs aim to maximize their utility by appropriately setting their subsidy factor. We study a non cooperative game between the CPs where the action of the CP_i is to set a subsidy factor γ_i that maximizes its utility. The CPs know that the end users select a CP to serve their request based on QoS and the (subsidized) access price they offer. The objective of the i -th CP is given by the optimization problem: $\max_{\gamma \in [0, 1]} U_i(\gamma, \gamma_{-i})$.

We say that (γ_1^*, γ_2^*) is a Nash equilibrium for the non-cooperative game between the CPs if $U_i(\gamma_i, \gamma_{-i}^*) \leq U_i(\gamma_i^*, \gamma_{-i}^*) \quad \forall i$. For a given $\gamma_{-i}, i = 1, 2$, let $\bar{\gamma}_i(\gamma_{-i})$ denotes the best response of CP_i , i.e., $\bar{\gamma}_i(\gamma_{-i}) \in \arg \max_{\gamma \in [0, 1]} U(\gamma, \gamma_{-i})$.

The utility functions are non-linear as illustrated in Figs. 2. In Fig. 2a, we depict utility functions of CP_1 and CP_2 depending on γ_1 for a fixed value of γ_2 . Note that CP_1 has multiple optimum points. Similar behavior is observed in Fig. 2b. Further, notice that utilities of CP_1 and CP_2 have a steep slopes as $\gamma_1 \rightarrow \gamma_2$ and $\gamma_2 \rightarrow \gamma_1$, respectively. This property of CP utilities give raise to discontinuity in their best response behavior. Unfortunately, we are not able to show this behavior explicitly as the best response equations are too complicated due to high non-linearity and presence of multiple optimum points. The discontinuity in the best response behavior leads to non-existence of Nash equilibrium. In Figs. 3a - 3d we plot best responses of both the CPs. As seen, they have a point of discontinuity and do not intersect. Hence equilibrium do not exists in these examples.

6 Non-cooperative Game with Actions {S, N}

In this section, we consider that CPs only play either Sponsor (S) or Not-sponsor (N) actions, i.e., $\gamma_i \in \{0, 1\}$ for all $i = 1, 2$ (no partial sponsorship is allowed). For ease of notation, we attach subscripts 00, 11, 01, and 10 to the minimum equilibrium utility α to denote the cases where action of CPs are $(S, S), (N, N), (S, N)$, and (N, S) , respectively. The equilibrium rates for these actions profiles can be directly obtained from Lemma 1.

Theorem 2 *The equilibrium arrival rates when each CP either plays either S or N are as follows:*

1. When actions are $(0, 0)$: $\lambda_i^* = m_i - \frac{1}{\alpha_{00}}$ for $i = 1, 2$, where $\alpha_{00} = \frac{2}{m}$.

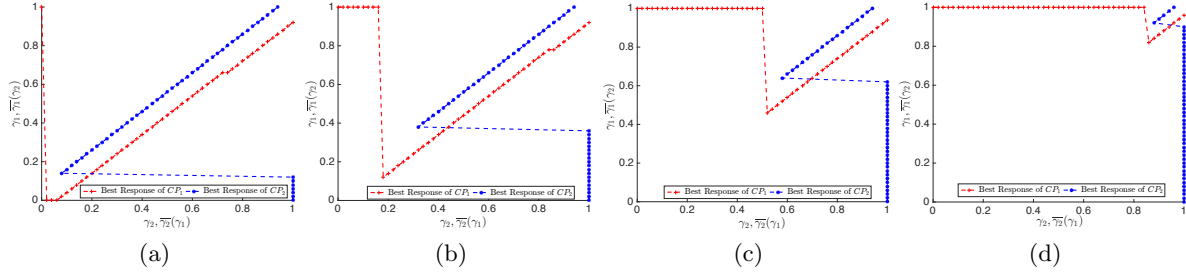


Fig. 3: Best responses of both the CPs are shown with parameters $M_1 = 700, M_2 = 900, c = 0.5, \rho = 0.9, \beta = 1$. We set $\lambda = 1200, 1300, 1400, 1500$ in Figs. 3a, 3b, 3c, and 3d, respectively. In all both sub figures, the best response curve do not cross each other, hence equilibrium does not exist. Note that the sharp drops denote the discontinuity in best response behavior. The values in vertical and horizontal drops (dotted lines) does not correspond to range of the BR curves.

2. When the actions are $(1, 1)$: $\lambda_i^* = m_i - \frac{1}{\alpha_{11} - c}$ for $i = 1, 2$, where $\alpha_{11} = c + \frac{2}{\bar{m}}$
3. When the actions are $(0, 1)$: $\lambda_1^* = m_1 - \frac{1}{\alpha_{01}}$ and $\lambda_2^* = m_2 - \frac{1}{\alpha_{01} - c}$, where $\alpha_{01} = c/2 + 1/\bar{m} + \sqrt{c^2/4 + 1/\bar{m}^2}$. and can be bounded as

$$c + 1/\bar{m} \leq \alpha_{01} \leq c + 2/\bar{m}. \quad (14)$$

4. When the actions are $(1, 0)$: $\lambda_1^* = m_1 - \frac{1}{\alpha_{10} - c}$ and $\lambda_2^* = m_2 - \frac{1}{\alpha_{10}}$ where $\alpha_{10} = \alpha_{01}$.

Note that under the action profile $(0, 0)$ and $(1, 1)$ the equilibrium arrival rates at the CPs remains the same, i.e., behavior of the users in the choice of CPs remains the same when both the CPs sponsor or both do not sponsor. When the CPs decisions are asymmetric, i.e., actions profile are $(1, 0)$ or $(0, 1)$, though the equilibrium arrival rates at the CPs are different, the minimum cost at equilibrium for the end users is the same. The relation between minimum equilibrium cost with different actions profiles is given as follows:

Corollary 1 We have $\alpha_{00} = \alpha_{11} - c$ and $\alpha_{01} \geq \alpha_{00} \geq \alpha_{10} - c$.

With each CP playing two actions, we have a 2×2 matrix game between the CPs which is guaranteed to have a mixed Nash equilibrium. We focus on existence of pure Nash equilibria (PNE) and derive conditions for their existence and analyze their properties. The utilities for both the CPs over actions $\{S, N\}$ are given in Table 1.

Table 1: Utility for CPs over actions $\{S, N\}$

Actions	S	N
S	$U_1 = (\beta - \rho c)(m_1 - 1/\alpha_{00})$ $U_2 = (\beta - \rho c)(m_2 - 1/\alpha_{00})$	$U_1 = (\beta - \rho c)(m_1 - 1/\alpha_{01})$ $U_2 = \beta(m_2 - 1/(\alpha_{01} - c))$
N	$U_1 = \beta(m_1 - 1/(\alpha_{10} - c))$ $U_2 = (\beta - \rho c)(m_2 - 1/\alpha_{10})$	$U_1 = \beta(m_1 - 1/(\alpha_{11} - c))$ $U_2 = \beta(m_2 - 1/(\alpha_{11} - c))$

The following theorem states the conditions for the existence of PNE.

Theorem 3 Let ρ, c, β be given. Then,

- (S, S) is a PNE if and only if

$$\rho/\beta \leq A := \frac{1/(\alpha_{10} - c) - 1/\alpha_{00}}{c(m_2 - 1/\alpha_{00})} \quad (15)$$

- (N, N) is a PNE if and only if

$$\rho/\beta \geq B := \frac{1/(\alpha_{11} - c) - 1/\alpha_{01}}{c(m_1 - 1/\alpha_{01})} \quad (16)$$

- (S, N) is a PNE if and only if

$$\frac{1/(\alpha_{10} - c) - 1/\alpha_{00}}{c(m_2 - 1/\alpha_{00})} \leq \rho/\beta \leq \frac{1/(\alpha_{11} - c) - 1/\alpha_{01}}{c(m_1 - 1/\alpha_{01})} \quad (17)$$

- (N, S) is a PNE if and only if

$$C := \frac{1/(\alpha_{10} - c) - 1/\alpha_{00}}{c(m_1 - 1/\alpha_{00})} \leq \rho/\beta \leq D := \frac{1/(\alpha_{11} - c) - 1/\alpha_{01}}{c(m_2 - 1/\alpha_{01})}. \quad (18)$$

Corollary 2 For all $c > 0$, we have $C > D$ and hence (N, S) cannot be a PNE.

As in the above corollary, it is easy to verify that $A \leq B$ for all c . Hence Theorem 3 gives a complete characterization of the PNE. The following figure depicts the range of ρ/β for different PNE profiles.

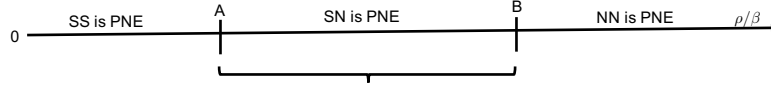


Fig. 4: The PNE as a function of ρ/β .

7 Conclusions and Policy Recommendations

In this work we analyzed interaction between a ISP, multiple CPs and users as a Stackelberg game when sponsoring of the content (differential pricing) is allowed in the Internet. Our analysis suggests that a CP with poor QoS can attract more user traffic by offering heavy subsidy and earn more revenue than a CP with better QoS if the later do not offer higher subsidy. This implies that differential pricing schemes can be unfair and deincevize the CPs to improve their QoS through systematic long term investments, but encourage them to focus more on the running costs involving subsidies. Zero-rating schemes thus suit CPs with poor QoS that like to improve their revenues without updating QoS at their facilities.

Our analysis also suggests that overall QoS experienced for users can worsen in the differential pricing regime – if a CP with poor QoS offers heavy subsidy on access price, it increases congestion at the CP (and reduces at the others) and effectively increases the overall mean delay experience by the users in the network. However, if a CP with better QoS offers more subsidy

than that of the CPs with inferior QoS, the overall delay experienced by the users decreases, making the differential pricing regime favorable to users.

As our analysis suggests, differential schemes result in unfair distribution of revenues among the CPs and degrade QoS experience for the users if CPs with poor QoS offer higher subsidy on access price than the CPs with better QoS. Thus, as a policy recommendation, we suggest that the CPs with poor QoS should not be allowed to offer higher subsidy on the access price than that offered by the CPs with higher QoS. Or alternatively, CPs should be only allowed to subsidize the access price in proportion to their QoS guarantees.

Our current model looks at single type of content. As a future work, we will look into a more general model with multiple types of populations corresponding to different content types with different QoS requirement at CPs.

References

1. C. Labovitz, D. McPherson, S. Iekel-Johnson, J. Oberheide, and F. Jahanian, "Internet inter-domain traffic," in Proc. ACM SIGCOMM, New Delhi, India, 2010.
2. M. Page, L. Rossi, and C. Rand, "A viable future model for the Internet," A. T. Kearney Paper, 2010.
3. S. Sen, C. Joe-wong, S. Ha, and M. Chiang, "A Survey of Smart Data Pricing: Past Proposals, Current Plans, and Future Trends," ACM Computing Surveys, 2013.
4. <http://ec.europa.eu/competition/publications/reports/kd0217687enn.pdf>.
5. <http://www.crtc.gc.ca/eng/archive/2016/2016-192.pdf>.
6. https://www.crcm.gov.co/pp/Zero-rating_eng.pdf.
7. <http://traigov.in/sites/default/files/CP-Differential-Pricing-09122015.pdf>.
8. E. Altman, J. Rojas, S. Wong, M. K. Hanawal, and Y. Xu, "Net neutrality and Quality of S ervice," in Proc. of the Game Theory for Networks, GameNets (invited paper), Sanghai, Chaina, 2011.
9. R. ElDelgawy and R. J. La, "Interaction between a content provider and a service provider and its efficiency," in Proc. of IEEE INFOCOM, 2015.
10. R. ElDelgawy and R. J. La, "A case study of internet fast lane," in Proc. of Annual Conference on Information Sciences and Systems (CISS), 2015.
11. M. Andrews, U. Ozen, M. I. Reiman, and Q. Wang, "Economic models of sponsored content in wireless networks with uncertain demand," in Proc. of IEEE INFOCOM Workshop on Smart Data Pricing, 2013.
12. L. Zhang, D. Wang, "Sponsoring Content: Motivation and Pitfalls for Content Service Providers," Proc. of IEEE INFOCOM Workshop on Smart Data Pricing, 2014.
13. M. H. Lotfi, K. Sundaresan, S. Sarkar, and M. A. Khojastepour, and S. Rangarajan "The economics of quality sponsored data in non-neutral networks," in Proc. of WiOpt, 2015.
14. R. T. B. Ma, "Subsidization competition: Vitalizing the neutral internet," in Proc. of ACM CoNEXT, 2014.
15. C. Joe-Wong, S. Ha, and M. Chiang, "Sponsoring mobile data: An economic analysis of the impact on users and content providers," in Proc. of IEEE INFOCOM, 2015.
16. L. Zhang, W. Wu, and D. Wang, "Sponsored data plan: A two-class service model in wireless data networks," in Proceedings of ACM SIGMETRICS, 2015.
17. L. Kleinrock, "Queueing Systems," Vol-1 Theory, John Wiley & Sons, 1975
18. J. G. Wardrop, "Some Theoretical Aspects of Road traffic Research," in Proc. of the Institution of Civil Engineers, 1 (3), 1952.
19. R. W. Wolff, "Poisson Arrivals See Time Averages," Operations Research, 30 (2), 1982.
20. M. Frank and P. Wolfe, "An Algorithm for Quadratic Programming," Naval Research Logistics Quarterly, 3(1-2), 1956 .

Appendices

Proof of Lemma 1

Proof. First note that by Assumption (2), $\lambda_i^* > 0$ for $i = 1, 2$. From equation (4), there exists $\alpha > 0$ such that

$$\frac{1}{m_1 - \lambda_1^*} + \gamma_1 c = \frac{1}{m_2 - \lambda_2^*} + \gamma_2 c = \alpha.$$

Simplifying the above we get:

$$\lambda_i^* = m_i - \frac{1}{\alpha - \gamma_i c} \text{ for } i = 1, 2.$$

In order to compute the value of α , we use the following relation $\lambda_1^* + \lambda_2^* = \lambda$ which yields

$$m_1 + m_2 - \lambda = \frac{1}{\alpha - \gamma_1 c} + \frac{1}{\alpha - \gamma_2 c}.$$

Simplifying the above, we get a quadratic equation in α . It is easy to argue that one of the roots is not feasible and the other root gives the required value of α . For more details see Appendix.

Proof of Lemma 3

Proof. From (6) for all $i = 1, 2$ we have

$$\lambda_i^* = m_i - \frac{1}{\alpha - \gamma_i c} \text{ and } \frac{1}{m_i - \lambda_i^*} = \alpha - \gamma_i c.$$

Substituting in (8) and simplifying we get (9). When $\gamma_i = \gamma$ for all i , the minimum cost at equilibrium (from (7)) is given as

$$\alpha := \alpha(\gamma, \dots, \gamma) = c\gamma + \frac{2}{\bar{m}}.$$

Finally, Substituting the above in (9) we get (10).

Proof of Lemma 4

Proof. Substituting value of α from (7) in (9) and simplifying we have

$$D(c, \gamma_1, \gamma_2) = \frac{c(\gamma_1 - \gamma_2)(m_2 - m_1)}{2\lambda} + \frac{m_1 + m_2}{\lambda \bar{m}} - \frac{2}{\lambda} + (m_1 + m_2) \frac{\sqrt{(c\bar{m}(\gamma_1 - \gamma_2))^2 + 4}}{2\lambda \bar{m}}.$$

First consider the case $\gamma_1 \geq \gamma_2$. It is clear that $D(c, \gamma_1, \gamma_2)$ is monotonically increasing in c . Now consider the case $\gamma_1 < \gamma_2$. Differentiating $D(c, \gamma_1, \gamma_2)$ with respect to c and simplifying we get

$$\frac{\partial D(c, \gamma_1, \gamma_2)}{\partial c} = \frac{|\gamma_1 - \gamma_2|(m_1 + m_2)}{2\lambda} \cdot \left\{ -\frac{m_2 - m_1}{m_1 + m_2} + \frac{c\bar{m}|\gamma_1 - \gamma_2|}{\sqrt{(c\bar{m}|\gamma_1 - \gamma_2|)^2 + 4}} \right\}.$$

It is now easy to verify that the above derivative is positive for all

$$c \geq \left(\sqrt{m_2/m_1} - \sqrt{m_1/m_2} \right) / (\bar{m}|\gamma_1 - \gamma_2|)$$

and it is negative otherwise. Hence $D(c, \gamma_1, \gamma_2)$ is convex in c with a unique minimum.

Proof of Theorem 1

Proof. From Lemma (4) recall that

$$D(c, \gamma_1, \gamma_2) = \frac{c(\gamma_1 - \gamma_2)(m_2 - m_1)}{2\lambda} + \frac{m_1 + m_2}{\lambda\bar{m}} - \frac{2}{\lambda} + (m_1 + m_2) \frac{\sqrt{(c\bar{m}(\gamma_1 - \gamma_2))^2 + 4}}{2\lambda\bar{m}}.$$

and

$$D(c, 1, 1) = \frac{2}{\bar{m}}.$$

We have

$$\begin{aligned} D(c, \gamma_1, \gamma_2) &\geq D(c, 1, 1) \\ \iff \frac{c(\gamma_1 - \gamma_2)(m_2 - m_1)}{2\lambda} + \frac{m_1 + m_2}{\lambda\bar{m}} + (m_1 + m_2) \frac{\sqrt{(c\bar{m}(\gamma_1 - \gamma_2))^2 + 4}}{2\lambda\bar{m}} &\geq \frac{2}{\lambda} + \frac{2}{\bar{m}}. \\ \iff (m_1 + m_2) \sqrt{(c\bar{m}(\gamma_1 - \gamma_2))^2 + 4} &\geq 2(m_1 + m_2) + c\bar{m}(\gamma_2 - \gamma_1)(m_2 - m_1) \\ \iff (c\bar{m}(\gamma_1 - \gamma_2))^2 &\geq 4c\bar{m}(\gamma_2 - \gamma_1) \left(\frac{m_2 - m_1}{m_2 + m_1} \right) + (c\bar{m}(\gamma_2 - \gamma_1))^2 \left(\frac{m_2 - m_1}{m_2 + m_1} \right)^2 \\ \iff (c\bar{m}(\gamma_2 - \gamma_1))^2 &\left(1 - \left(\frac{m_2 - m_1}{m_2 + m_1} \right)^2 \right) \geq 4c\bar{m}(\gamma_2 - \gamma_1) \left(\frac{m_2 - m_1}{m_2 + m_1} \right). \end{aligned}$$

When $\gamma_1 > \gamma_2$, the last inequality holds for all c . Hence the first claim is proved. Now consider the case $\gamma_2 > \gamma_1$. Dividing both sides of the last inequality by $\gamma_2 - \gamma_1 > 0$ and continuing the chain of if and only if conditions, we have

$$\begin{aligned} D(c, \gamma_1, \gamma_2) &\geq D(c, 1, 1) \\ \iff c\bar{m}(\gamma_2 - \gamma_1) &\left(1 - \left(\frac{m_2 - m_1}{m_2 + m_1} \right)^2 \right) \geq 4 \left(\frac{m_2 - m_1}{m_2 + m_1} \right) \\ \iff c &\geq \left(\frac{m_2}{m_1} - \frac{m_1}{m_2} \right) \frac{4}{\bar{m}(\gamma_2 - \gamma_1)}. \end{aligned}$$

Proof of Proposition 1

Proof. Consider the case $\gamma_1 < \gamma_2$. From (7) we have

$$\alpha - c\gamma_1 = \frac{c(\gamma_2 - \gamma_1)}{2} + \frac{2}{\bar{m}} + \frac{\sqrt{(c\bar{m}(\gamma_1 - \gamma_2))^2 + 4}}{2\bar{m}}.$$

Differentiating both with respect to parameter c we get:

$$\frac{\partial(\alpha - c\gamma_1)}{\partial c} = \frac{(\gamma_2 - \gamma_1)}{2} + \frac{c\bar{m}(\gamma_1 - \gamma_2)^2}{2\sqrt{(c\bar{m}(\gamma_1 - \gamma_2))^2 + 4}}$$

. It is clear that $\frac{\partial(\alpha - c\gamma_1)}{\partial c} > 0$ for all c . Hence $\alpha - \gamma_1 c$ is monotonically increasing in c . The claim follows from (6) and noting that $\lambda_2^* = \lambda - \lambda_1^*$.

Now consider the case $\gamma_2 < \gamma_1$. From (7) we have

$$\alpha - c\gamma_2 = \frac{c(\gamma_1 - \gamma_2)}{2} + \frac{2}{\bar{m}} + \frac{\sqrt{(c\bar{m}(\gamma_1 - \gamma_2))^2 + 4}}{2\bar{m}}.$$

Following similar steps above we observe that $\frac{\partial(\alpha - c\gamma_2)}{\partial c} > 0$ for all c . Hence $\alpha - \gamma_2 c$ is monotonically increasing in c . The claim follows from (6) and noting that $\lambda_1^* = \lambda - \lambda_2^*$.

Proof of Proposition 2

Proof. We have

$$\begin{aligned} \frac{U_1(\gamma_1, \gamma_2)}{U_2(\gamma_2, \gamma_1)} &= \frac{(1 - (1 - \gamma_1)\bar{\beta})\lambda_1^*}{(1 - (1 - \gamma_2)\bar{\beta})\lambda_2^*} \\ U_1(\gamma_1, \gamma_2) \geq U_2(\gamma_2, \gamma_1) &\iff \frac{\lambda_2^*}{\lambda_1^*} \leq \frac{(1 - (1 - \gamma_1)\bar{\beta})}{(1 - (1 - \gamma_2)\bar{\beta})} \iff \frac{\lambda_2^* + \lambda_1^*}{\lambda_1^*} \leq \frac{(1 - (1 - \gamma_1)\bar{\beta})}{(1 - (1 - \gamma_2)\bar{\beta})} + 1 \\ &\iff \lambda_1^* \geq \lambda \frac{1}{\frac{1 - (1 - \gamma_1)\bar{\beta}}{1 - (1 - \gamma_2)\bar{\beta}} + 1}. \end{aligned}$$

Proof of Theorem 3

Proof. (S, S) is a PNE: From Table 1, (S, S) is PNF if and only if

$$(\beta - \rho c)(m_1 - 1/\alpha_{00}) \geq \beta(m_1 - 1/(\alpha_{10} - c)) \text{ and } (\beta - \rho c)(m_2 - 1/\alpha_{00}) \geq \beta(m_2 - 2/(\alpha_{01} - c)).$$

Simplifying these two conditions and using our conventions that $m_1 \geq m_2$, we get (15).

(N, N) is a PNE: From Table 1, (N, N) is PNF if and only if

$$\beta(m_1 - (1/\alpha_{11} - c)) \geq (\beta - \rho c)(m_1 - 1/\alpha_{01}) \text{ and } \beta(m_2 - 1/(\alpha_{11} - c)) \geq (\beta - \rho c)(m_2 - 1/\alpha_{10}).$$

Simplifying these two conditions and using our conventions that $m_1 \geq m_2$, we get (16).

(S, N) is a PNE: From Table 1, (S, N) is PNF if and only if

$$(\beta - \rho c)(m_1 - 1/\alpha_{01}) \geq \beta(m_1 - 1/(\alpha_{11} - c)) \text{ and } (\beta - \rho c)(m_2 - 1/(\alpha_{01} - c)) \geq (\beta - \rho c)(m_2 - 2/\alpha_{00}).$$

Simplifying these two conditions and using our conventions that $m_1 \geq m_2$, we get (17).

(N, S) is a PNE: From Table 1, (S, N) is PNF if and only if

$$\beta(m_1 - 1/(\alpha_{10} - c)) \geq (\beta - \rho c)(m_1 - 1/\alpha_{00}) \text{ and } (\beta - \rho c)(m_2 - 1/\alpha_{10}) \geq \beta(m_2 - 1/(\alpha_{11} - c)).$$

Simplifying these two conditions and using our conventions that $m_1 \geq m_2$, we get (18).

Proof of Corollary 2

We will argue that $C \leq D$ leads to a contradiction.

From (16), we have

$$\begin{aligned}
C \leq D &\iff \frac{1/(\alpha_{10} - c) - 1/\alpha_{00}}{c(m_1 - 1/\alpha_{00})} \leq \frac{1/(\alpha_{11} - c) - 1/\alpha_{01}}{c(m_2 - 1/\alpha_{01})} \\
&\iff \left(m_2 - \frac{1}{\alpha_{11} - c}\right) \left(m_1 - \frac{1}{\alpha_{00}}\right) \leq \left(m_1 - \frac{1}{\alpha_{10} - c}\right) \left(m_2 - \frac{1}{\alpha_{10}}\right) \\
&\iff (m_2 - \bar{m}/2)(m_1 - \bar{m}/2) \leq \left(m_1 - \frac{1}{\alpha_{10} - c}\right) \left(m_2 - \frac{1}{\alpha_{10}}\right) \text{ From Thm. 2} \\
&\iff m_1 \left(\frac{1}{\alpha_{10}} - \bar{m}/2\right) + m_2 \left(\frac{1}{\alpha_{10} - c} - \bar{m}/2\right) \leq \frac{1}{\alpha_{10}(\alpha_{10} - c)} - \frac{\bar{m}^2}{4} \text{ After rearranging} \\
&\iff m_1 \left(\frac{1}{\alpha_{10}} - \bar{m}/2\right) + m_2 \left(\frac{1}{\alpha_{10} - c} - \bar{m}/2\right) \leq \frac{\bar{m}^2}{2 + \sqrt{(c\bar{m})^2 + 4}} - \frac{\bar{m}^2}{4} \\
&\quad \text{Substituting value of } \alpha_{10} \text{ on RHS and simplifying.}
\end{aligned}$$

It is clear that $\frac{\bar{m}^2}{2 + \sqrt{(c\bar{m})^2 + 4}} - \frac{\bar{m}^2}{4} < 0$. We will next show that $m_1 \left(\frac{1}{\alpha_{10}} - \bar{m}/2\right) + m_2 \left(\frac{1}{\alpha_{10} - c} - \bar{m}/2\right)$ is nonnegative.

From Corollary 1 we have $\alpha_{10} - c \leq \alpha_{00} = 2/\bar{m}$. Hence, we have

$$\begin{aligned}
m_1 \left(\frac{1}{\alpha_{10}} - \bar{m}/2\right) + m_2 \left(\frac{1}{\alpha_{10} - c} - \bar{m}/2\right) &\geq m_1 \left(\frac{1}{\alpha_{10}} - \bar{m}/2\right) + m_2 \left(\frac{1}{\alpha_{10} - c} - \bar{m}/2\right) \\
&= m_1 \frac{2\alpha_{10} - c}{\alpha_{10}(\alpha_{10} - c)} - m_1 \bar{m} \text{ (after simplifying)} \\
&= m_1 \bar{m} - m_1 \bar{m} = 0 \\
&\quad \text{(after substituting the value of } \alpha_{10} \text{ and simplifying).}
\end{aligned}$$