

# Pseudo-labels for Supervised Learning on Dynamic Vision Sensor Data, Applied to Object Detection under Ego-motion

Nicholas F. Y. Chen  
DSO National Laboratories  
12 Science Park Drive, Singapore (118225)  
cfangyew@dso.org.sg

## Abstract

*In recent years, dynamic vision sensors (DVS), also known as event-based cameras or neuromorphic sensors, have seen increased use due to various advantages over traditional frame-based cameras. Its high temporal resolution overcomes motion blurring, its high dynamic range overcomes extreme illumination conditions and its low power consumption makes it suitable for platforms such as drones and self-driving cars. While frame-based computer vision is mature due to the large amounts of data and ground truth available, event-based computer vision is still a work in progress as data sets are not as aplenty and ground truth is scarce for tasks such as object detection. In this paper, we suggest a way to overcome the lack of labeled ground truth by introducing a simple method to generate pseudo-labels for dynamic vision sensor data, assuming that the corresponding frame-based data is also available. These pseudo-labels can be treated as ground truth when training on supervised learning algorithms, and we show, for the first time, event-based car detection under ego-motion in a realistic environment at 100 frames per second with an average precision of 41.7% relative to pseudo-ground truth.*

vantages of dynamic vision sensors include a high dynamic range and power efficiency.

Frame-based data sets and ground truth labels are widely available, contributing to the tremendous advancements in frame-based computer vision, especially in recent years. However, event-based computer vision is still in the process of maturing, and current event-based data sets are quite limited. Event-based data sets, also known as spiking or neuromorphic data sets, have been released for robotics applications such as simultaneous localization and mapping (SLAM), visual navigation, pose estimation and optical flow estimation [1, 15, 25, 29]. These data sets are normally augmented with RGB-D and inertial measurement unit (IMU) data, and comprise of mostly indoor scenes such as objects on a table top, boxes in a room, posters and shapes, and occasional outdoor scenes.

For object recognition and detection, some data sets were created by placing a dynamic vision sensor in front of a monitor and recording existing frame-based data sets, such as the MNIST digits and Caltech101 objects classification data sets [18], and later extended to the VOT Challenge 2015 object tracking and Caltech-256 object category data sets [7]. However, the camera motion and monitor refresh introduce artefacts in the data. Moeys *et al.* [14] recorded scenes of a predator robot chasing a prey robot in a controlled lab environment with some background objects such as a black wheelchair and people walking about, and includes ground truth of the prey robot position.

In the long run, dynamic vision sensors will be integrated in platforms such as drones and autonomous vehicles which work in complex, outdoor environments. While the data sets mentioned above have their own merits, in order to achieve effective perception, algorithms have to be created around data sets recorded in environments similar to what these platforms will be exposed to. It is only recently that such a data set was released: the DAVIS Driving Dataset 2017 (DDD17) [3]. The DAVIS is a camera model which contains both a dynamic vision sensor and a grayscale frame-based camera (also known as the active

## 1. Introduction

Dynamic vision sensors (DVS), also known as event-based cameras or neuromorphic sensors [2, 12], are a class of biologically-inspired sensors which capture data in an asynchronous manner. When a pixel detects a change in luminance above a certain threshold in log scale, the device emits an output (hence called an ‘event’) containing the pixel location, time and polarity (+1 or -1, corresponding to an increase and decrease in luminance respectively). Such sensors have a temporal resolution on the order of milliseconds or less, making the device suitable for high speed recognition, tracking and collision avoidance. Other ad-

pixel sensor, or APS). The DDD17 is the most realistic and largest event-based data set to date, with over 400 GB and 12 hours worth of driving data spread across over 40 scenes, at a resolution of  $346 \times 260$  pixels. These scenes are varied over the times of the day (day, evening, night), weather (dry, rainy, wet) and location (campus, city, town, freeway, highway), and includes vehicle details like velocity, steering wheel angle and accelerator pedal position.

Object detection under ego-motion from dynamic vision sensor data serves a few purposes. First, dynamic vision sensors overcome problems which ordinary frame-based cameras typically encounter. At high speeds, frame-based cameras suffer from motion blur. This is especially so during collision avoidance—The platform might be traveling at high speeds and all objects are blurred under the frame-based camera, placing a speed limit on the platform. Such an example is illustrated in Figure 5, taken from DDD17, where the grayscale frame-based camera (APS) shows severe motion blurring whereas the dynamic vision sensor is still able to capture the edges. At extreme illumination conditions, frame-based cameras have difficulty capturing features of objects. Furthermore, since dynamic vision sensors output changes in luminance, the data is a sparse representation which can be processed faster, compared to the output of frame-based cameras which contains (potentially redundant) background information. Also, detections from dynamic vision sensor data can be used in sensor fusion. For example, a system containing both frame- and event-based cameras will be able to detect objects at a higher performance than either camera alone. Last, detection under ego-motion is required because dynamic vision sensors mounted on platforms will inevitably have ego-motion, and the output of the sensors will include some background information as a result, creating distractions which the detection algorithm must overcome.

Like most objects in event-based data sets however, objects in the DDD17 are not labeled—This poses a challenge to object detection because state-of-the-art techniques are in the form of convolutional neural networks (CNNs), which require labeled training examples. In this paper, we take advantage of the mature state of frame-based detection by using a state-of-the-art CNN to perform car detection on the grayscale (APS) images of the DDD17. These detections, hence termed ‘pseudo-labels’, are shown to be effective when used as targets for a separate (fast) CNN when training on dynamic vision sensor data in the form of binned frames. The fast CNN detects cars from dynamic vision sensor data at 100 frames per second (FPS), and agrees with the original frame-based CNN detections with a test average precision of 41.7%. We also suggest various methods to improve upon the work presented here.

## Contributions

1. We propose a simple method to generate pseudo-labels for unlabeled dynamic vision sensor data, assuming that the corresponding frame-based data is available, opening up the possibilities of applying supervised learning techniques to dynamic vision sensor data.
2. We show that these pseudo-labels are effective by training a CNN on pseudo-labels to detect cars from dynamic vision sensor data. This is the first time that high-speed (100 frames per second) object detection is done on dynamic vision sensor data under ego-motion in a realistic environment despite the lack of labeled ground truth, whereas previous work have only focused on recognizing/detecting simple objects in a controlled environment or detecting objects without camera ego-motion.
3. We show that a CNN trained on pseudo-labels can detect cars despite motion blur or poor lighting, even though pseudo-labels were not generated for these scenarios, proving that the CNN learnt a robust representation of cars from pseudo-labels.

## 1.1. Related work

**Pseudo-labels** Pseudo-labeling was introduced by Lee [10] for semi-supervised learning on frame-based data, where during each weight update, the unlabeled data picks up the class which has the maximum predicted probability and treats it as the ground truth. The paper also shows that doing so is equivalent to entropy regularization. Chen *et al.* [5] proposed a method to incrementally select reliable unlabeled data to give pseudo-labels to. Saito *et al.* [26] proposed using two classifiers, trained on source and pseudo-labeled targets, to give pseudo-labels to unlabeled data if the predictions from both classifiers agree and are above a threshold, and a third classifier to be trained on only the pseudo-labeled targets so that it can perform domain adaptation. Pathak *et al.* [21] used automatically generated masks (pseudo-labels in their context) from unsupervised motion segmentation on videos from the YFCC100m data set, and then trained a CNN to predict these masks from static images. This CNN, having learnt feature representations, was able to perform image classification, semantic segmentation and object detection.

**Event-based object detection** Object detection using dynamic vision sensor data is relatively new considering that labeled event-based data sets are scarce. Liu *et al.* [13] performed object detection on the predator-prey data set [14] mentioned above. They used dynamic vision sensor data to generate regions of interest (ROI) for a CNN to perform detection on parts of grayscale images, and compared it to using a CNN to perform detection on the entire grayscale image. Including particle filter for both methods to aid tracking, the former method is 70X faster than the latter, with an

accuracy of 90%, a small drop from 93% accuracy for the latter experiment. The former method takes 20 ms to process on a CPU, which is extremely impressive given that the setup is not fully optimized.

Li *et al.* [11] proposed Recursive Adaptive Temporal Pooling (RATP), which adaptively pools feature maps from successive frames (generated by binning dynamic vision sensor data over time) to create motion invariant features for object detection. They demonstrated their method’s effectiveness by detecting hands on a private data set consisting of 1 to 7 people making various hand gestures, with performance scores averaging from 61.29% to 76.03% depending on the variant of the method used. Hinz *et al.* [6] demonstrated a tracking-by-clustering system which detects and tracks vehicles on a highway bridge. Their system runs at an average of 250-300 Hz, which is faster than most computer vision methods. Both Li *et al.* [11] and Hinz *et al.* [6] did not benchmark their methods on dynamic vision sensor data under camera ego-motion.

## 2. Generating pseudo-labels for dynamic vision sensor data

We overcome the lack of labeled dynamic vision sensor data with a pseudo-labeling method (see Figure 1 for a brief outline). Since the DAVIS sensor has both a frame-based camera (APS) and a dynamic vision sensor which see the same objects, the ground truth in one camera is the same as the ground truth in the other camera. We make use of this correspondence—The DVS images are fed into a state-of-the-art CNN which generates outputs (pseudo-labels). Those pseudo-labels with confidence above a threshold are treated as ground truth and used to train a supervised learning method, which takes the dynamic vision sensor data as inputs. Though the pseudo-labels are not always correct, Pathak *et al.* [21] argues that in the absence of systematic errors, such noise are perturbations around the ground truth, and since supervised learning methods like neural networks have a finite capacity, it cannot learn the noise perfectly and it might learn something closer to the ground truth. In the context of our experiments (car detection), the pseudo-labels are bounding boxes while the supervised learning method is also a CNN. This pseudo-labeling method is not limited to object detection—we hypothesize that it should work for other computer vision tasks like image segmentation, image recognition and activity recognition.

**Implementation Details** We used Recurrent Rolling Convolution (RRC) [24] as the object detection CNN for APS images because as of writing, it is the best-performing CNN on the KITTI Object Detection Evaluation benchmark. We also used the MS-CNN [4], a state-of-the-art CNN of slightly lower performance, to investigate the effects of using less accurate pseudo-labels. As both CNNs

Recording filename	Scene	Condition	Type
rec1487333001.hdf5	campus	day, rain	train
rec1487337800.hdf5	campus	day	train
rec1487339175.hdf5	cty	day, wet	train
rec1487424147.hdf5	mostly fwy	day	val
rec1487593224.hdf5	hwy	day	train
rec1487597945.hdf5	cty	evening	train
rec1487608147.hdf5	fwy	evening	train
rec1487609463.hdf5	fwy	evening	train
rec1487778564.hdf5	campus	day	train
rec1487779465.hdf5	cty+hwy	day	train
rec1487781509.hdf5	campus	evening	train
rec1487782014.hdf5	cty+hwy	evening	train
rec1487839456.hdf5	cty	day, sunny	train
rec1487842276.hdf5	cty	day, sunny	train
rec1487844247.hdf5	cty	day, sunny	train
rec1487846842.hdf5	towns+hwys	day, sunny	val
rec1487849151.hdf5	town	day, sunny	train
rec1487849663.hdf5	towns+hwys	day, sunny	test
rec1487856408.hdf5	town	day, sunny	train
rec1487857941.hdf5	town	day, sunny	train
rec1487858093.hdf5	cty	day, sunny	train
rec1487860613.hdf5	cty	day, sunny	train
rec1487864316.hdf5	cty+fwy	evening	train

Table 1. Details of the recordings used from DDD17 in our experiments. Keys: cty=city, fwy=freeway, hwy=highway. Some scenes from the DDD17 were not used in the training set for reasons such as APS frames being too dark (especially at night) or too bright, low DVS sensitivity, errors extracting the data and scenes being too short.

take in images of a different aspect ratio than the APS images, we scaled the APS images to the largest possible size while preserving the aspect ratio, and padded the remainder of the image with zeroes. By keeping predictions that have at least 50% confidence, we are able to produce about 344k pseudo-labeled images from the RRC for various day and evening scenes (the CNN might not produce accurate detections for the night scenes). These labels are split into train/val/test sets in the ratio 67/17/16. Details of the recordings used from the DDD17 can be found in table 1. We focused only on detecting cars, but this method can easily be extended to other classes such as pedestrians and cyclists.

## 3. Supervised learning with pseudo-labels

**Implementation Details** We adopt a frame-based approach to the dynamic vision sensor data for object detection, because frame-based object detection is mature. In later sections we will show the limitations of doing so, and suggest potential methods to overcome these limitations. The dynamic vision sensor data are converted to images by binning the dynamic vision sensor outputs in 10 ms inter-

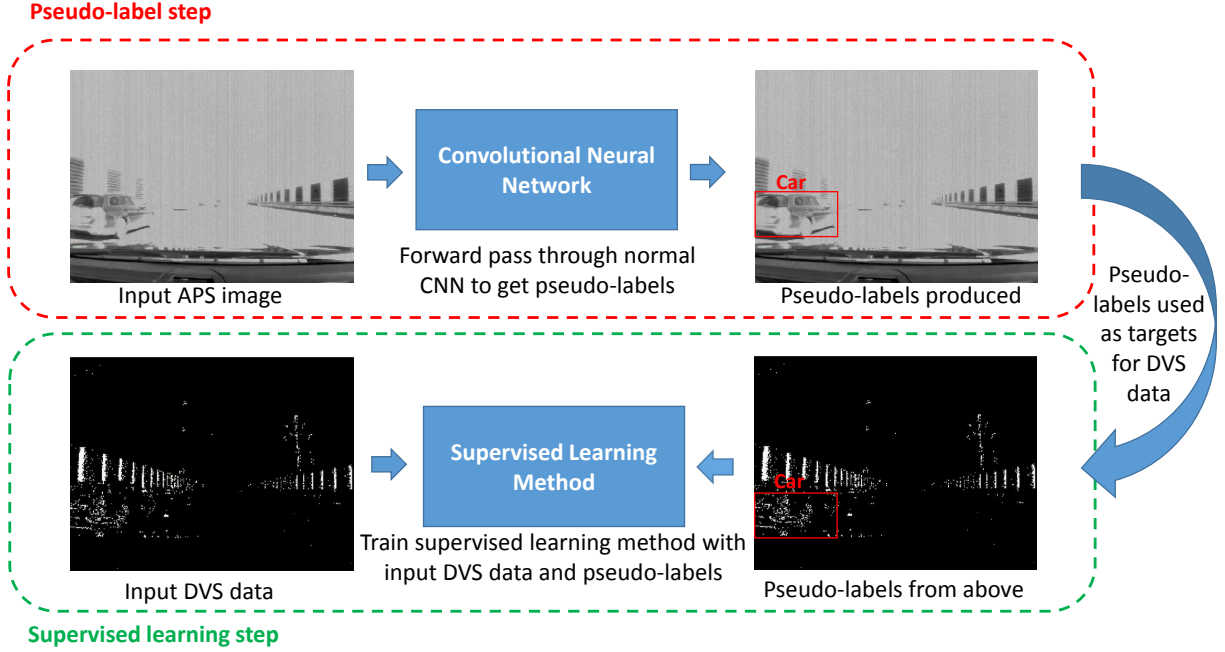


Figure 1. Schematic of the proposed pseudo-labeling and supervised learning method. Top frame: Image from the APS sensor is passed through a CNN to get the pseudo-labels. Bottom frame: Since the dynamic vision sensor sees the same things as the APS camera, the pseudo-labels from the previous step is treated as ground truth to train a supervised learning method which takes dynamic vision sensor data as inputs.

vals, and each pixel takes the value

$$\sigma(x) = 255 * \frac{1}{1 + e^{-x/2}}, \quad (1)$$

where  $x$  is the sum of the polarities of the events in the 10 ms interval. We refer to this as the *sigmoid representation* of the dynamic vision sensor data. 10 ms was chosen because we aim to achieve detection at 100 frames per second (FPS), about an order of magnitude above most state-of-the-art CNNs.

We used the tiny YOLO CNN [22, 23] as it is one of the few CNNs that can run above 100 FPS with a decent performance (57.1 mean average precision on the VOC 2007+2012 benchmark). We started with this CNN pre-trained on the VOC 2007+2012 benchmark and fine-tuned it using the pseudo-labels generated from the DDD17, up to 250k iterations (including the 20k iterations from pre-training). As we want to show that the object detection CNN performs well as a result of the effectiveness of pseudo-labels rather than the result of fine-tuning, we avoid fine-tuning too many variables—Other than changing the subdivisions from 8 to 4 and batch size from 64 to 128, all the settings (such as momentum and learning rate) are exactly as provided by the author in [22, 23].

### 3.1. Quantitative results

The scenario that we are tackling (high-speed object detection in a real-world environment from dynamic vision sensor data under ego-motion) is the first of its kind, so there are no other state-of-the-art algorithms for comparison. As such, we hope that this work serves as a benchmark for future methods tackling the same scenario. Since there is no ground-truth data for the objects in DDD17, we can only show quantitative results of the event-based detections relative to the RRC detections (i.e. treating the RRC labels above 50% confidence as the ground truth). A detection is considered correct if it has over 50% intersection-over-union (IoU) with the corresponding RRC detection. The average precision (on the validation set) of the trained network with respect to training iterations (including the 20k pre-training iterations on the VOC 2007+2012 data set) is plotted in Figure 2. We notice the general increasing trend, which slows down beyond 100k iterations. We also notice that the trend is not as smooth as typical precision-iteration curves because the performance is relative to RRC detections, which is not always correct—It is possible that the event-based detector picks up cars which the RRC missed.

For both types of pseudo-labels, we picked the model

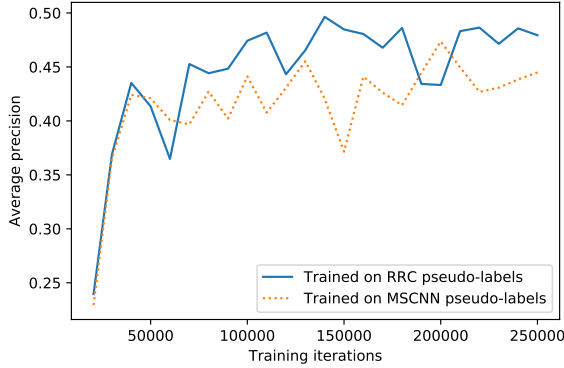


Figure 2. Plot of the average precision (on the validation set) with respect to training iterations, including the 20k pre-training iterations. The average precision increases quickly within the first 100k iterations, and increases slowly beyond that. The trend is not as smooth as typical curves because we measured the performance relative to the RRC detections, which is not always correct. We also observe that the CNN trained on RRC pseudo-labels has a higher average precision in general.

with the highest average precision on the validation set, and evaluated it on the test set. The test average precision of the model trained on RRC and MS-CNN pseudo-labels are 41.7% and 39.7% respectively, and their precision-recall curve is plotted in Figure 3. The recall for both curves do not reach 100% even after lowering the detection threshold to zero, suggesting that there are some detections which our CNN missed completely. A summary of some statistics can be found in table 2. We see that the model trained on RRC pseudo-labels is superior to the model trained on MS-CNN pseudo-labels, which is in line with our expectations because RRC has a better performance than the MS-CNN and as such, the pseudo-labels are more accurate. Furthermore, the weaker performance of the MS-CNN caused it to produce less pseudo-labels on the training scenes, which could also be a factor in trained model’s weaker performance relative to the RRC counterpart.

### 3.2. Qualitative results

Though we used the sigmoid representation for training our detector, the following images (from the dynamic vision sensor) in this section are displayed in the *binary representation* for easier viewing, where each pixel in the frame takes the value

$$b(x) = \begin{cases} 255 & \text{if } x \neq 0 \\ 0 & \text{if } x = 0 \end{cases}, \quad (2)$$

where  $x$  is the sum of the polarities of the events in the 10 ms interval. The numbers above the bounding boxes in

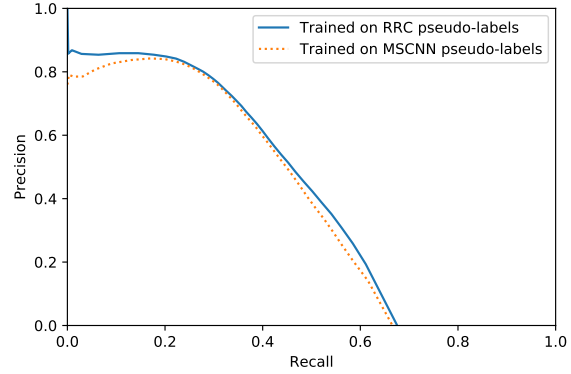


Figure 3. Precision-recall plot of our final models on the test set (day scene). We notice that the recall for both curves do not hit 100%, suggesting that there are some detections made by the RRC which our trained networks missed completely.

indicate the confidence, and the threshold for displaying the bounding boxes on the following images is 0.5 for daytime scenes and 0.4 for nighttime scenes.

**Daytime detections** In Figure 4, we see a typical example of our CNN (DVS-only detector) detecting cars on a day scene (test set). This example highlights the main sources of errors. While the CNN is able to detect cars in the near-field, cars in the far-field and cars moving at the same velocity as the camera (hence zero relative velocity) only show up on the DVS images as thin outlines at best and as such are not detected by our CNN. This explains why the recall in Figure 3 never hits 100%—Cars far away and cars with zero relative velocity can be picked up by the RRC, but these cars are systematically missed by our trained CNN. Occasionally, our trained CNN can detect cars that the RRC missed, which counts as an ‘error’ in our quantitative analysis (since we took the RRC detections as ground truth), but this shows that the CNN managed to learn a robust representation of the car.

**Overcoming motion blur** In Figure 5, we see the high temporal resolution of the dynamic vision sensor in action. The camera is undergoing a sharp turn and as a result, the features captured by the frame-based camera is blurred, whereas the features captured by the dynamic vision sensor is still reasonably visible. Our event-based detector managed to detect the car while the RRC did not produce any detections during the sharp turn, reinforcing our motivation for performing object detection on dynamic vision sensor data.

**Nighttime detections** One key feature of dynamic vision sensors is the high dynamic range which can cope with a wide spectrum of illumination conditions. Figure 6 shows a typical night scene (rec1487356509.hdf5 from the DDD17)

Type of pseudo-label	Training set size	Best validation score	Training iterations	Test score
RRC	231k	49.6%	140k	<b>41.7%</b>
MS-CNN	152k	47.4%	200k	39.7%

Table 2. Summary statistics of our experiments.




Figure 4. Day scene from the test set. Left: DVS image with bounding boxes produced by DVS-only detection. Middle: The APS image with DVS-only bounding boxes copied over for comparison. Right: APS image with RRC detections for comparison. Note that the RRC managed to pick out the cars in the far-field near the center of the image, whereas we see that the events produced by these cars on the DVS image is drowned out by noise, hence the DVS-only detector cannot detect them. However, the DVS-only detector managed to detect the car near the bottom-left of the image, which is missed by the RRC.

where illumination is poor. The APS sensor barely picks up the cars as they are dark enough to blend into the surrounding, and as such pose a major challenge for conventional frame-based detection. This is confirmed by the fact that the RRC only managed to detect the lighter colored car but not the darker colored cars which blend well into the surrounding. However, the DVS sensor can still detect the edges of the cars and as such, the cars on the DVS image are clear enough to be picked out by our DVS-only detector. Considering that the DVS-only detector is trained only on day and evening scenes, the fact that it was able to detect cars at night shows that the detector learnt a representation of the car which is robust to illumination conditions.

**Limitations** In Figure 7, we see an example where our approach fails. This scene is on a highway at night (also from rec1487356509.hdf5 from the DDD17), where the light source is dominated by the headlights of the cars. We see from the DVS image that the headlights are highly visible while the rest of the car is not. As the CNN is trained on DVS images of cars in the day and evening scenes, it learns the features that are visible in the day and in the evening (e.g. edges of the car) and it does not learn the features of the headlights. To learn such features, we require labeled data which might be hard to obtain from the pseudo-labeling method because conventional CNNs do not work well on images with poor illumination conditions. This strongly suggests that the naïve approach of binning DVS data and creating images is not sufficient to represent the data.

## 4. Discussion

Our implementation is largely unoptimized, and the average precision can be increased via many ways. In the pseudo-labeling step, we chose 50% as the threshold to keep pseudo-labels for training. We can fine-tune this threshold to optimize for performance. Since the CNN used for pseudo-labeling is trained on RGB data, using it on grayscale data will cause its performance to drop slightly due to the domain shift. This can be corrected by converting existing RGB labeled data to grayscale, and fine-tuning the object detection CNN on this data before using it to generate pseudo-labels on grayscale APS data.

In the supervised learning step, we can further optimize the implementation by tuning network and training parameters, such as number of convolutional layers, learning rate and momentum. We can explore other representations of the DVS data, so that learning is optimized (e.g. possibly binning the events by fixed number of events instead). Also, we performed detection frame-by-frame and ignored past history—We can combine detection results with tracking methods such as particle filter as shown in [13] or tracking methods developed for dynamic vision sensor data [8, 16, 28].

In Figure 4, we saw how our CNN missed detections of cars that are far away, because the pixels that spike are sparsely distributed and hence drowned out by noise. This issue can be solved via a few ways. For instance, using a higher resolution camera will allow for more pixels to capture the features of the car. However, this approach misses






Figure 5. Left: The dynamic vision sensor is still able to capture the edges and features of the scene, and as a result our DVS-only detector managed to detect the car. Right: Grayscale frame-based (APS) camera shows severe motion blurring when the camera is performing a sharp turn, and the bounding box from the DVS-only detector is copied over for comparison. The RRC did not produce any detections during the sharp turn.



Figure 6. Left: Night scene on the DVS sensor, with bounding boxes produced by the DVS-only detector. Middle: APS sensor image, with bounding boxes copied from DVS-only detection for comparison. Right: APS sensor image with RRC detections for comparison. The RRC only managed to detect the lighter colored car but not the darker colored ones, whereas the DVS-only detector managed to detect most of the nearby cars.

the point of using an dynamic vision sensor—The output data of dynamic vision sensors are *intended* to be sparse, because it aims to capture changes in the scene rather than the entire scene itself. The next step is to move away from a frame-based approach when analyzing dynamic vision sensor data, and towards an entirely event-based approach, i.e. use an algorithm that accepts sparse dynamic vision sensor data, and takes temporal information into account. For example, we can combine the event-based ROI approach in [13] with event-based recognition approaches such as HOTS [9] or spiking neural networks [17, 19, 27]. Note that these event-based recognition approaches can be trained with pseudo-labels generated from our approach.

## 5. Conclusions and Future Work

In all, we have presented three main contributions. First, we proposed a method to generate pseudo-labels for dynamic vision sensor data, so that supervised learning can be applied. While we show that the pseudo-labels are useful to some extents, quantifying the results can be tricky since ground truth is not available. Second, we performed car detection by binning the DVS data into frames running at 100 FPS, and training a fast CNN to detect cars from these frames. Our technique showed reasonable success with detections in day and night scenes, however it failed to detect cars when the headlights are bright enough to distort the features, or when the cars are too far away and show up as very sparse pixels. We suggested various approaches to overcome these problems, especially using a fully event-based

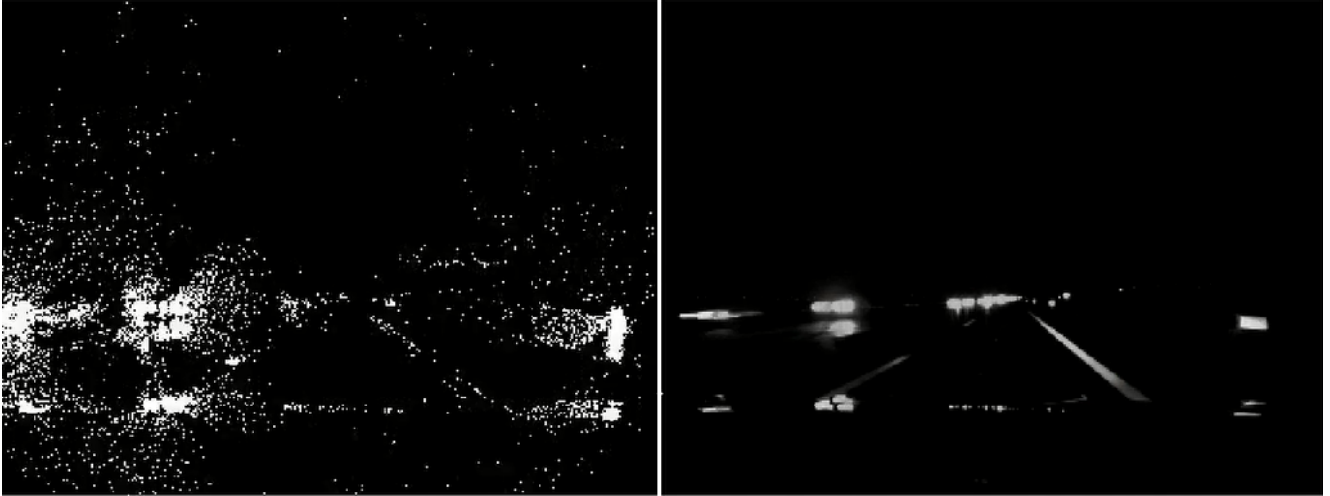


Figure 7. Left: DVS image. Right: APS image. This is a highway scene where we are only able to see the headlights of the car and nothing else. Both the DVS-only detector and the RRC fail to produce detections in such a scenario.

framework as opposed to a frame-based approach when analyzing dynamic vision sensor data. Third, we showed that our trained CNN can detect cars despite motion blur and poor lighting without explicit training on such scenes, proving that the CNN learnt robust representations of cars from pseudo-labels. Previous work on event-based detection/recognition have only focused on recognizing simple objects such as numbers, or detecting objects in the absence of ego-motion, and the most realistic work is on detecting a robot in a controlled lab environment [13]. We furthered these efforts by showing, for the first time, detection of a realistic object (car) in a real-world scenario with various backgrounds and distracting objects (due to ego-motion) at an extremely high speed (100 FPS) despite the lack of labeled ground truth.

Future work includes implementing the suggestions in the discussion section to improve performance, and increasing the number of classes of objects for detection (*e.g.* including pedestrians and cyclists). Also, implementing the above-mentioned spiking neural networks on neuromorphic computing hardware could potentially bring benefits such as a 70 times increase in power efficiency compared to traditional hardware [20]. We see value in performing event-based image segmentation because it helps to boost detection performance and potentially overcome the headlights problem in Figure 7 (*e.g.* if we detect an object, and we detect that it is on the road, then the object is more likely to be a car even though the DVS detector only sees headlights).

We hope that this work will inspire researchers to use pseudo-labels to unlock supervised learning techniques on dynamic vision sensor data and advance the frontiers of this field, and to publish more dynamic vision sensor data augmented with frame-based data so that more pseudo-labels

can be generated.

## References

- [1] F. Barranco, C. Fermüller, Y. Aloimonos, and T. Delbruck. A dataset for visual navigation with neuromorphic methods. *Frontiers in Neuroscience*, 10:49, 2016.
- [2] R. Berner, C. Brandli, M. Yang, S. C. Liu, and T. Delbruck. A  $240 \times 180$  10mw 12us latency sparse-output vision sensor for mobile applications. In *2013 Symposium on VLSI Circuits*, pages C186–C187, June 2013.
- [3] J. Binas, D. Niel, S.-C. Liu, and T. Delbruck. DDD17: End-to-end davis driving dataset. 2017.
- [4] Z. Cai, Q. Fan, R. Feris, and N. Vasconcelos. A unified multi-scale deep convolutional neural network for fast object detection. In *ECCV*, 2016.
- [5] Z. Chen, K. Wang, X. Wang, P. Peng, E. Izquierdo, and L. Lin. Deep co-space: Sample mining across feature transformation for semi-supervised learning. *IEEE Transactions on Circuits and Systems for Video Technology*, PP(99):1–1, 2017.
- [6] G. Hinz, G. Chen, M. Aafaque, F. Röhrbein, J. Conradt, Z. Bing, Z. Qu, W. Stechele, and A. Knoll. On-line multi-object tracking-by-clustering for intelligent transportation system with neuromorphic vision sensor. In *Joint German/Austrian Conference on Artificial Intelligence (Künstliche Intelligenz)*, pages 142–154. Springer, 2017.
- [7] Y. Hu, H. Liu, M. Pfeiffer, and T. Delbruck. DVS benchmark datasets for object tracking, action recognition, and object recognition. *Frontiers in Neuroscience*, 10:405, 2016.
- [8] X. Lagorce, C. Meyer, S. H. Ieng, D. Filliat, and R. Benosman. Asynchronous event-based multikernel algorithm for high-speed visual features tracking. *IEEE Transactions on Neural Networks and Learning Systems*, 26(8):1710–1720, Aug 2015.



- [9] X. Lagorce, G. Orchard, F. Galluppi, B. E. Shi, and R. B. Benosman. HOTS: A hierarchy of event-based time-surfaces for pattern recognition. *IEEE Transactions on Pattern Analysis and Machine Intelligence*, 39(7):1346–1359, July 2017.
- [10] D.-H. Lee. Pseudo-label: The simple and efficient semi-supervised learning method for deep neural networks. In *Workshop on Challenges in Representation Learning, ICML*, volume 3, page 2, 2013.
- [11] J. Li, F. Shi, W. Liu, D. Zou, Q. Wang, H. Lee, P.-K. Park, and H. E. Ryu. Adaptive temporal pooling for object detection using dynamic vision sensor. In *British Machine Vision Conf. (BMVC)*, 2017.
- [12] P. Lichtsteiner, C. Posch, and T. Delbruck. A  $128 \times 128$  120 db  $15 \mu$ s latency asynchronous temporal contrast vision sensor. *IEEE Journal of Solid-State Circuits*, 43(2):566–576, Feb 2008.
- [13] H. Liu, D. P. Moeys, G. Das, D. Neil, S. C. Liu, and T. Delbruck. Combined frame- and event-based detection and tracking. In *2016 IEEE International Symposium on Circuits and Systems (ISCAS)*, pages 2511–2514, May 2016.
- [14] D. P. Moeys, F. Corradi, E. Kerr, P. Vance, G. Das, D. Neil, D. Kerr, and T. Delbruck. Steering a predator robot using a mixed frame/event-driven convolutional neural network. In *2016 Second International Conference on Event-based Control, Communication, and Signal Processing (EBCCSP)*, pages 1–8, June 2016.
- [15] E. Mueggler, H. Rebecq, G. Gallego, T. Delbruck, and D. Scaramuzza. The event-camera dataset and simulator: Event-based data for pose estimation, visual odometry, and slam. *The International Journal of Robotics Research*, 36(2):142–149, 2017.
- [16] Z. Ni, S.-H. Ieng, C. Posch, S. Rgnier, and R. Benosman. Visual tracking using neuromorphic asynchronous event-based cameras. *Neural Computation*, 27(4):925–953, 2015. PMID: 25710087.
- [17] P. O’Connor, D. Neil, S.-C. Liu, T. Delbruck, and M. Pfeiffer. Real-time classification and sensor fusion with a spiking deep belief network. *Frontiers in Neuroscience*, 7:178, 2013.
- [18] G. Orchard, A. Jayawant, G. K. Cohen, and N. Thakor. Converting static image datasets to spiking neuromorphic datasets using saccades. *Frontiers in Neuroscience*, 9:437, 2015.
- [19] G. Orchard, X. Lagorce, C. Posch, S. B. Furber, R. Benosman, and F. Galluppi. Real-time event-driven spiking neural network object recognition on the spinnaker platform. In *2015 IEEE International Symposium on Circuits and Systems (ISCAS)*, pages 2413–2416, May 2015.
- [20] M. Osswald, S.-H. Ieng, R. Benosman, and G. Indiveri. A spiking neural network model of 3D perception for event-based neuromorphic stereo vision systems. *Scientific reports*, 7:40703, 2017.
- [21] D. Pathak, R. Girshick, P. Dollár, T. Darrell, and B. Hariharan. Learning features by watching objects move. *arXiv preprint arXiv:1612.06370*, 2016.
- [22] J. Redmon, S. Divvala, R. Girshick, and A. Farhadi. You only look once: Unified, real-time object detection. In *Proceedings of the IEEE Conference on Computer Vision and Pattern Recognition*, pages 779–788, 2016.
- [23] J. Redmon and A. Farhadi. YOLO9000: Better, faster, stronger. *arXiv preprint arXiv:1612.08242*, 2016.
- [24] J. Ren, X. Chen, J. Liu, W. Sun, J. Pang, Q. Yan, Y.-W. Tai, and L. Xu. Accurate single stage detector using recurrent rolling convolution. In *CVPR*, 2017.
- [25] B. Rueckauer and T. Delbruck. Evaluation of event-based algorithms for optical flow with ground-truth from inertial measurement sensor. *Frontiers in Neuroscience*, 10:176, 2016.
- [26] K. Saito, Y. Ushiku, and T. Harada. Asymmetric tri-training for unsupervised domain adaptation. In D. Precup and Y. W. Teh, editors, *Proceedings of the 34th International Conference on Machine Learning*, volume 70 of *Proceedings of Machine Learning Research*, pages 2988–2997, International Convention Centre, Sydney, Australia, 06–11 Aug 2017. PMLR.
- [27] E. Stomatias, M. Soto, T. Serrano-Gotarredona, and B. Linares-Barranco. An event-driven classifier for spiking neural networks fed with synthetic or dynamic vision sensor data. *Frontiers in Neuroscience*, 11:350, 2017.
- [28] D. Tedaldi, G. Gallego, E. Mueggler, and D. Scaramuzza. Feature detection and tracking with the dynamic and active-pixel vision sensor (davis). In *2016 Second International Conference on Event-based Control, Communication, and Signal Processing (EBCCSP)*, pages 1–7, June 2016.
- [29] D. Weikersdorfer, D. B. Adrian, D. Cremers, and J. Conradt. Event-based 3D slam with a depth-augmented dynamic vision sensor. In *2014 IEEE International Conference on Robotics and Automation (ICRA)*, pages 359–364, May 2014.