

# Traveling Waves for a Microscopic Model of Traffic Flow

Wen Shen and Karim Shikh-Khalil  
 Mathematics Department, Penn State University, U.S.A.  
 wxs27@psu.edu, krs5562@psu.edu

April 25, 2022

## Abstract

We consider the follow-the-leader model for traffic flow. The position of each car satisfies an ordinary differential equation, whose speed depends only on the relative position of the car ahead. We study a discrete traveling wave profile along which every car traces, and derive a delay differential equation satisfied by such profiles. Existence and uniqueness of solutions are proved, for the two-point boundary value problem where the car densities at  $x \rightarrow \pm\infty$  are given. Furthermore, we show that such profiles are locally stable, attracting nearby monotone solutions of the follow-the-leader model.

MSC2010: 35L02, 35L65, 34B99, 35Q99

## 1 Introduction and Preliminaries

We consider a microscopic model for traffic flow. Let  $\ell$  be the length of all the cars, and let  $z_i(t)$  be the position of  $i$ th car at time  $t$ . We order the indices for the cars such that

$$z_i(t) \leq z_{i+1}(t) - \ell \quad \text{for every } i \in \mathbb{Z}. \quad (1.1)$$

For a car with index  $i$ , we define the local density

$$\rho_i(t) \doteq \frac{\ell}{z_{i+1}(t) - z_i(t)}. \quad (1.2)$$

Note that if  $\rho_i = 1$ , then the two cars with indices  $i$  and  $i + 1$  will be bumper-to-bumper. Thus  $0 \leq \rho_i \leq 1$  for all  $i$ .

We assume that the speed of the car with index  $i$  depends solely on the local density  $\rho_i$ , i.e.,

$$\dot{z}_i(t) = V \cdot \phi(\rho_i(t)) = V \cdot \phi\left(\frac{\ell}{z_{i+1}(t) - z_i(t)}\right). \quad (1.3)$$

Here  $V$  is the speed limit, and the function  $\phi(\rho)$ , defined on  $\rho \in [0, 1]$ , satisfies

$$\phi(1) = 0, \quad \phi(0) = 1, \quad \phi'(\rho) \leq -\hat{c}_0 < 0 \quad \text{for all } \rho \in [0, 1]. \quad (1.4)$$

We remark that a popular choice for  $\phi(\cdot)$  is the Lighthill-Whitham model [16]:

$$\phi(\rho) = 1 - \rho. \quad (1.5)$$

Given an initial distribution of car positions  $\{z_i(0)\}$ , the system (1.3) depicts the “follow-the-leader” behavior of each car. We refer to this model as the FtL model.

Note that (1.3) can be rewritten as a system of ODEs for the discrete density functions  $\rho_i(t)$ ,

$$\dot{\rho}_i(t) = -\frac{\ell(\dot{z}_{i+1} - \dot{z}_i)}{(z_{i+1} - z_i)^2} = \frac{V}{\ell} \rho_i^2 \cdot (\phi(\rho_i) - \phi(\rho_{i+1})). \quad (1.6)$$

If one uses (1.5), then (1.6) becomes

$$\dot{\rho}_i(t) = \frac{V}{\ell} \rho_i^2 (\rho_{i+1} - \rho_i). \quad (1.7)$$

Given the initial positions of the cars  $z_i(0)$  and the speed of the leader as  $i \rightarrow \infty$ , the existence of solution for the ODE system (1.3) is established in the literature [8, 14]. We can define a piecewise constant function  $\rho^\ell(t, x)$  from the discrete densities  $\{\rho_i\}$  as

$$\rho^\ell(t, x) \doteq \rho_i(t), \quad \text{for } x \in [z_i(t), z_{i+1}(t)). \quad (1.8)$$

As  $\ell \rightarrow 0$  and the number of the cars tends to  $\infty$ , under suitable assumptions one has the convergence  $\rho^\ell(t, x) \rightarrow \rho(t, x)$ , where the limit function  $\rho(t, x)$  provides a weak solution for the scalar conservation law

$$\rho_t + f(\rho)_x = 0, \quad \text{where } f(\rho) = V\rho \cdot \phi(\rho). \quad (1.9)$$

See [8] for a proof using direct properties of the solutions of (1.3), and a much shorter paper [14] where the same results are achieved utilizing a Lagrangian formulation and the properties of monotone numerical schemes. For other related works including model derivations, analysis, and treatment of various conditions, we refer to [1–7, 11, 18] and the references therein.

It is well-known that, in the solutions of the nonlinear conservation law (1.9), discontinuities can form in finite time even with smooth initial data. Such discontinuities are known as shocks. In the literature for traffic flow, the flux  $f(\rho)$  is typically concave such that

$$f(0) = f(1) = 0, \quad f''(\rho) \leq -c_0 < 0, \quad f'(\rho^*) = 0 \quad \text{for a unique } \rho^* \in (0, 1). \quad (1.10)$$

Note that (1.10) holds with (1.5), where  $f(\rho) = V\rho(1-\rho)$ . In general, (1.10) leads to additional assumptions on  $\phi(\rho)$ , besides (1.4), i.e.,

$$\phi''(\rho) < -\frac{1}{\rho} [2\phi'(\rho) - c_0/V], \quad \rho \in [0, 1]. \quad (1.11)$$

Since  $f'' < 0$ , only upward jumps are admissible in the solutions of (1.9). The solution for the Riemann problem with initial data

$$\rho(0, x) = \begin{cases} \rho_-, & x < 0, \\ \rho_+, & x > 0, \end{cases} \quad \text{and } \rho_- < \rho_+$$

results in a single shock which travels with the Rankine-Hugoniot jump speed:

$$\sigma = \frac{f(\rho_-) - f(\rho_+)}{\rho_- - \rho_+}.$$

The shock is stationary when  $f(\rho_-) = f(\rho_+)$ .

In this work we seek a “discrete traveling wave profile” for the FtL model, as a corresponding approximation to the shock waves for the conservation law (1.9). To fix the idea, we start with a monotone stationary profile  $W(x)$  such that the position of the point  $(z_i(t), \rho_i(t))$  traces along the graph of the function  $W(x)$  as time  $t$  evolves. To be precise, we require

$$W(z_i(t)) = \rho_i(t), \quad \forall t \geq 0, \quad \forall i. \quad (1.12)$$

We remark that for general traveling waves with speed  $\sigma \neq 0$ , the profile will be stationary in the shifted coordinate  $x \mapsto \xi = x - \sigma t$ , see the discussion in Section 5.

Differentiating both sides of (1.12) in  $t$ , and using (1.3) and (1.6), one gets

$$W'(z_i) = \frac{\dot{\rho}_i}{\dot{z}_i} = \frac{\rho_i^2}{\ell \cdot \phi(\rho_i)} \left[ \phi(\rho_i) - \phi(\rho_{i+1}) \right] = \frac{W^2(z_i)}{\ell \cdot \phi(W(z_i))} \left[ \phi(W(z_i)) - \phi(W(z_{i+1})) \right].$$

Note that

$$z_{i+1} = z_i + \frac{\ell}{\rho_i} = z_i + \frac{\ell}{W(z_i)}.$$

Since  $z_i$  is randomly chosen, we write  $x$  for  $z_i$ , and obtain the following equation:

$$W'(x) = \frac{W^2(x)}{\ell \cdot \phi(W(x))} \cdot \left[ \phi(W(x)) - \phi\left(W\left(x + \frac{\ell}{W(x)}\right)\right) \right]. \quad (1.13)$$

Equation (1.13) is a Delay Differential Equation (DDE). Furthermore, (1.13) is autonomous since the righthand side does not depend on  $x$  explicitly.

Once the “initial data” is given on an interval  $[\hat{x}, \infty)$  for any  $\hat{x}$ , the DDE (1.13) can be solved backwards in  $x$ , and the profile  $W(x)$  can be obtained for all  $x \leq \hat{x}$ . This is in agreement with the following-the-leader principle.

In this paper we study in detail the DDE (1.13). In particular, we study the “two-point-boundary-value” problem. To be specific, we seek solutions of (1.13) that satisfies the boundary conditions at the infinities:

$$\lim_{x \rightarrow \pm\infty} W(x) = \rho_{\pm}, \quad 0 \leq \rho_- \leq \rho_+ \leq 1. \quad (1.14)$$

In the case of the stationary profile  $W(x)$ ,  $\rho_{\pm}$  must further satisfy

$$f(\rho_-) = f(\rho_+) \doteq \bar{f}, \quad 0 \leq \rho_- \leq \rho^* \leq \rho_+ \leq 1 \quad \text{where} \quad f'(\rho^*) = 0. \quad (1.15)$$

Note that any horizontal shift of the profile  $W(x)$  is again a profile. Thus, a unique profile can be achieved by requiring a “location-fixing” condition at  $x = 0$ , say

$$W(0) = \rho^*.$$

We show that, for any given  $\rho_{\pm}$  satisfying (1.15), there exists a profile  $W(x)$ , unique up to horizontal shifts. Furthermore, such traveling waves are local attractors for the solutions of the FtL model (1.3).

In the literature, solutions for the conservation law (1.9) are approximated by various approaches. These include the viscous equations, kinetic models with relaxation terms, and

various numerical approximations. For many of the approximate solutions, the study of traveling wave profiles is one of the key techniques in the analysis. In this paper, we consider the microscopic “particle” model and its traveling waves, filling a missing piece in the literature.

We mention also a study on traveling waves for a non-standard integro-differential equation modeling slow erosion [12], where uniqueness and local stability are achieved.

The rest of the paper is organized as follows. For stationary profiles  $W(x)$ , in Section 2 we prove several technical Lemmas. These results are utilized in Section 3 where we prove the existence and uniqueness of the profile. Furthermore, such profiles are local attractors for solutions of the FtL model (1.3), proved in Section 4. Extension to general traveling waves with non-zeros speed is outlined in Section 5. Finally, concluding remarks and further open problems are discussed in Section 6.

## 2 Technical Lemmas; Properties of the Stationary Profile

We consider the stationary profile  $W(x)$ , satisfying the DDE (1.13) with boundary conditions (1.14)-(1.15).

We first provide a formal argument which makes connection between the profile  $W(x)$  and the viscous shock for the conservation law (1.9). Assuming that  $\ell/W(x) > 0$  is very small, by Taylor expansion we have

$$\phi\left(W(x + \frac{\ell}{W(x)})\right) - \phi(W(x)) = \frac{\ell}{W}(\phi(W))_x + \frac{1}{2}\left(\frac{\ell}{W}\right)^2(\phi(W))_{xx} + \mathcal{O}\left(\left(\frac{\ell}{W}\right)^3\right). \quad (2.1)$$

Dropping the higher order terms, the DDE (1.13) is approximated by

$$W_x = \frac{W}{\phi(W)} \cdot \left[ -(\phi(W))_x - \frac{\ell}{2W}(\phi(W))_{xx} \right]$$

This equation can be manipulated into:

$$\phi(W)W_x + W(\phi(W))_x = -\frac{\ell}{2}(\phi(W))_{xx},$$

and then

$$(W \cdot \phi(W))_x = \frac{1}{V}f(W)_x = -\frac{\ell}{2}(\phi(W))_{xx}.$$

We conclude

$$f(W)_x = \left( -\frac{V\ell}{2}\phi'(W)W_x \right)_x \quad (2.2)$$

Now we consider the viscous conservation law

$$\rho_t + (f(\rho))_x = \varepsilon\rho_{xx}.$$

Stationary viscous shock waves  $\bar{\rho}(x)$  must satisfy the ODE

$$f(\bar{\rho})_x = \varepsilon\bar{\rho}_{xx} = (\varepsilon\bar{\rho}_x)_x. \quad (2.3)$$

We observe that the ODEs (2.2) and (2.3) are connected through the relation:

$$\varepsilon \approx -\frac{V\ell}{2}\phi'(W(x)).$$

For the case  $\phi(\rho) = 1 - \rho$  where  $\phi'(\rho) = -1$ , we have the connection  $\varepsilon \approx \frac{V\ell}{2}$ .

For any given profile  $W(x)$ , one can generate a distribution of car positions  $\{z_i\}$ , and vice versa. We make the following definitions.

**Definition 2.1.** Let the function  $x \mapsto W \in (0, 1]$  be given for  $x \in \mathbb{R}$ . We call a sequence of car positions  $\{z_i\}$  **a distribution generated by  $W(x)$** , if

$$z_{i+1} - z_i = \frac{\ell}{W(z_i)}, \quad \forall i \in \mathbb{Z}. \quad (2.4)$$

If one imposes  $z_0 = 0$ , then the distribution is unique.

**Definition 2.2.** Given a profile  $W(x)$  and a distribution of car positions  $\{z_i(t)\}$ . Let  $\{\rho_i(t)\}$  be the corresponding discrete densities for the cars, computed as (1.2). We say that  $\{z_i(t)\}$  **traces along  $W(x)$** , if

$$W(z_i(t)) = \rho_i(t) = \frac{\ell}{z_{i+1}(t) - z_i(t)}, \quad \forall i, t.$$

The following Lemma is an immediate consequence of these definitions.

**Lemma 2.1.** Let  $W(x)$  be a given profile and  $\{z_i(0)\}$  be a distribution generated by  $W(x)$ . Let  $\{z_i(t)\}$  be the solution of (1.3) with initial data  $\{z_i(0)\}$ . Then,  $W(x)$  satisfies the DDE (1.13) if and only if  $\{z_i(t)\}$  traces along  $W(x)$ .

Our first theorem states existence and uniqueness of monotone solutions of (1.13) as an initial value problem, under suitable assumptions on the initial data.

**Theorem 2.1.** Fix an  $\hat{x}$ . Let  $\psi(x) \in (0, 1)$  be a continuous monotone function defined on the interval  $x \geq \hat{x}$  such that  $\psi'(x) > 0$  for all  $x \geq \hat{x}$ . Let  $W(x)$  be the solution of the DDE (1.13) on  $x < \hat{x}$ , solved backwards in  $x$ , with initial data  $\psi(x)$  given on  $x \geq \hat{x}$ . Then, there exists a unique positive solution  $W(x)$ , which is monotone increasing such that

$$W'(x) > 0, \quad W(x) > 0, \quad \text{for } x \leq \hat{x}. \quad (2.5)$$

*Proof.* The existence and uniqueness of the solution  $W(x)$  for the initial value problem follows from an iteration argument. Consider the interval  $x \in I_1 = [\hat{x} - \ell, \hat{x}]$ . It is understood that the derivative  $W'(x)$  in (1.13) is the left derivative. We clearly have

$$W'(\hat{x}-) = \frac{W(\hat{x})}{\phi(W(\hat{x}))} \cdot \frac{\phi(W(\hat{x})) - \phi(W(\hat{x} + \ell/W(\hat{x})))}{\ell/W(\hat{x})} > 0.$$

We claim that, if  $W(x)$  exists on  $I_1$ , then it must be positive and monotonically increasing. Indeed, the lower bound  $W(x) > 0$  is clear since 0 is a critical point. To prove the monotonicity, we use contradiction. Assume that  $W(x)$  is not monotone on  $I_1$ . Then there exists a value  $\tilde{x}$ , with  $\tilde{x} < \hat{x}$ , where  $W'$  changes sign, such that

$$W'(\tilde{x}) = 0, \quad \text{and} \quad W'(x) > 0, \quad x > \tilde{x}. \quad (2.6)$$

However, this would imply

$$W'(\tilde{x}) = \frac{W^2(\tilde{x})}{\ell\phi(W(\tilde{x}))} \cdot \left[ \phi(W(\tilde{x})) - \phi\left(W(\tilde{x} + \frac{\ell}{W(\tilde{x})})\right) \right] = 0,$$

thus

$$\phi(W(\tilde{x})) - \phi\left(W\left(\tilde{x} + \frac{\ell}{W(\tilde{x})}\right)\right) = 0 \quad \Rightarrow \quad W(\tilde{x}) = W\left(\tilde{x} + \frac{\ell}{W(\tilde{x})}\right),$$

a contradiction to (2.6).

Thus, we deduce that

$$x + \ell/W(x) > \hat{x}, \quad \text{for every } x \in I_1,$$

which means,

$$W(x + \ell/W(x)) = \psi(x + \ell/W(x)), \quad \text{for every } x \in I_1.$$

Then, the equation (1.13) reduces to an ODE of the form

$$W'(x) = \mathcal{F}(W, \psi(x + \ell/W)).$$

Since  $\mathcal{F}$  is Lipschitz in both arguments,  $\psi$  is continuous and Lipschitz for  $W > 0$ , by standard ODE theory, the solution  $W(x)$  exists and is unique on  $I_1$ .

One can iterate the argument on the intervals  $I_k = [\hat{x} - (k+1)\ell, \hat{x} - k\ell]$ , for  $k = 1, 2, \dots$ , completing the proof.  $\square$

**Remark 2.1.** *For general references on standard theory for delay differential equations, see [9, 10]. We remark that our equation (1.13) does not fall into the standard setting, therefore we provide a simple proof for existence and uniqueness of solutions. We further note that, if the initial condition shall be monotonically decreasing, such that  $\psi'(x) < 0$  for  $x > \hat{x}$ , the global existence of solution  $W(x)$  on  $x \in (-\infty, \hat{x}]$  fails. One simply observes that  $W'(x) < 0$ , so  $W(x)$  increases as  $x$  decreases, and  $W'(x)$  blows up to infinity as  $W(x)$  approaches 1.*

Next Lemma describes the asymptotic behavior at the limits as  $x \rightarrow \pm\infty$ .

**Lemma 2.2.** *(Asymptotic Limits.) Assume that  $W(x)$  is a solution of (1.13) that satisfies the boundary condition*

$$W(-\infty) = \rho_-, \quad W(+\infty) = \rho_+.$$

*Then, we have the followings.*

- *As  $x \rightarrow \infty$ ,  $W(x)$  can approach  $\rho_+$  at an exponential rate only if  $\rho_+ > \rho^*$ . The exponential rate  $\lambda_+$  satisfies the estimate*

$$\lambda_+ > \frac{2\rho_+}{\ell} \cdot \ln\left(1 - \frac{f'(\rho_+)\rho_+}{f(\rho_+)}\right). \quad (2.7)$$

- *Similarly, as  $x \rightarrow -\infty$ ,  $W(x)$  can approach  $\rho_-$  at an exponential rate only if  $\rho_- < \rho^*$ . The exponential rate  $\lambda_-$  satisfies the estimates*

$$-\frac{\rho_-}{\ell} \cdot \ln\left(1 - \frac{f'(\rho_-)\rho_-}{f(\rho_-)}\right) < \lambda_- < -\frac{2\rho_-}{\ell} \cdot \ln\left(1 - \frac{f'(\rho_-)\rho_-}{f(\rho_-)}\right). \quad (2.8)$$

*Proof. Step 1.* Consider the asymptotic behavior as  $x \rightarrow +\infty$ . By assumption we have  $W'(x) \rightarrow 0$  as  $x \rightarrow \infty$ . Now, for  $x$  large, we write

$$W(x) = \rho_+ + \eta(x)$$

where  $\eta(x)$  is the first order perturbation. Plugging this into (1.13), and neglecting the higher order terms, we obtain the following linearized equation for  $\eta(x)$ :

$$\eta'(x) = -\phi'(\rho_+) \cdot \frac{\rho_+^2}{\ell \cdot \phi(\rho_+)} \left[ \eta(x + \ell/\rho_+) - \eta(x) \right]. \quad (2.9)$$

Denoting the positive constants as

$$a \doteq \frac{\ell}{\rho_+}, \quad b \doteq -\phi'(\rho_+) \cdot \frac{\rho_+}{\phi(\rho_+)}, \quad (2.10)$$

we can write

$$\eta'(x) = \frac{b}{a} \cdot (\eta(x + a) - \eta(x)). \quad (2.11)$$

This is a linear delay differential equation, which can be solved explicitly using the characteristic equation. Seeking solution of the form

$$\eta(x) = M e^{-\lambda x}$$

where  $M$  is an arbitrary constant, the rate  $\lambda$  satisfies the characteristic equation

$$G(\lambda) \doteq b \cdot (e^{-a\lambda} - 1) + a\lambda = 0. \quad (2.12)$$

We locate all the zeros for the function  $G(\lambda)$ , in particular the positive ones. We observe

$$G(0) = 0, \quad (2.13)$$

$$G'(\lambda) = -ab e^{-a\lambda} + a, \quad G'(0) = a(1 - b), \quad (2.14)$$

$$G''(\lambda) = a^2 b e^{-a\lambda} > 0, \quad G''(0) = a^2 b, \quad (2.15)$$

$$G'''(\lambda) = -a^3 b e^{-a\lambda} < 0. \quad (2.16)$$

Thus,  $G(\cdot)$  is a convex function which goes through the origin. Typical graphs of  $G(\lambda)$  for different values of  $b$  are illustrated in Figure 1. We have:

- If  $b = 1$ , then there is only one zero  $\lambda_0 = 0$ .
- If  $b < 1$ , then there are two zeros  $\{\lambda_0, \lambda_-\}$ , where  $\lambda_- < 0$ .
- If  $b > 1$ , then there are two zeros  $\{\lambda_0, \lambda_+\}$ , where  $\lambda_+ > 0$ .

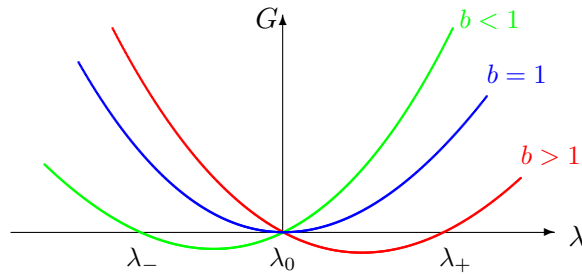


Figure 1: Typical graphs of  $G(\lambda)$  and location of the zeros.

Recall that

$$f(\rho) = V\rho \cdot \phi(\rho), \quad f'(\rho^*) = 0, \quad f''(\rho) < 0,$$

we have

$$b = \frac{-\phi'(\rho_+)\rho_+}{\phi(\rho_+)} = 1 - \frac{f'(\rho_+)\rho_+}{f(\rho_+)} : \begin{cases} = 1, & \text{if } \rho_+ = \rho^*, \\ > 1, & \text{if } \rho_+ > \rho^*, \\ < 1, & \text{if } \rho_+ < \rho^*. \end{cases}$$

Thus we conclude:

- If  $\rho_+ = \rho^*$ , then  $\lambda = 0$  and we have the trivial solution  $\eta(x) \equiv 0$ , and thus  $W(x) \equiv \rho^*$ .
- If  $\rho_+ < \rho^*$ , then the other rate  $\lambda_- < 0$  indicates exponential growth of  $\eta(x)$ , which is not valid. The only possible solution is the trivial one.
- If  $\rho_+ > \rho^*$ , then the other zero  $\lambda_+ > 0$  indicates exponential decay of  $\eta(x)$  in the limit as  $x \rightarrow \infty$ . This is the valid case.

Therefore, if  $\rho_+ > \rho^*$ , we can have the asymptotic limit as  $x \rightarrow \infty$ ,

$$W(x) \rightarrow \rho_+ + Me^{-\lambda_+ x}.$$

Finally, we derive an estimate on the rate  $\lambda_+$ . Let

$$\lambda_* = \frac{1}{a} \ln(b), \quad \text{where } G'(\lambda_*) = 0.$$

By the properties (2.13)-(2.16), we conclude the estimate

$$\lambda_+ > 2\lambda_* = \frac{2}{a} \ln(b),$$

proving (2.7).

**Step 2.** A similar computation can be carried out for  $x \rightarrow -\infty$ . We write

$$W(x) = \rho_- + \zeta(x)$$

where  $\zeta(x)$  is a small perturbation. The linearized equation for  $\zeta(x)$  becomes

$$\zeta'(x) = -\frac{\phi'(\rho_-)\rho_-^2}{\ell\phi(\rho_-)} \left[ \zeta(x + \ell/\rho_-) - \zeta(x) \right].$$

Denoting the positive constants

$$\hat{a} \doteq \ell/\rho_-, \quad \hat{b} \doteq -\frac{\phi'(\rho_-)\rho_-}{\phi(\rho_-)} = 1 - \frac{f'(\rho_-)\rho_-}{f(\rho_-)}, \quad (2.17)$$

and seeking solutions of the form

$$\zeta(x) = Me^{\lambda x},$$

we arrive at the characteristic equation

$$H(\lambda) \doteq \hat{b}(e^{\hat{a}\lambda} - 1) - \hat{a}\lambda = 0.$$



To seek positive zeros of  $H(\cdot)$ , we first observe that  $H(0) = 0$ . Furthermore, we have

$$\begin{aligned} H'(\lambda) &= \hat{a}\hat{b}e^{\hat{a}\lambda} - \hat{a}, & H'(0) &= \hat{a}(\hat{b} - 1), \\ H''(\lambda) &= \hat{a}^2\hat{b}e^{\hat{a}\lambda} > 0, & H'''(\lambda) &= \hat{a}^3\hat{b}e^{\hat{a}\lambda} > 0. \end{aligned}$$

Thus, positive rate  $\lambda = \lambda_-$  exists only for the case when  $\hat{b} < 1$ , i.e., when  $\rho_- < \rho^*$ .

A similar computation as for (2.7) leads to an estimate with both upper and lower bounds:

$$-\frac{1}{\hat{a}}\ln(\hat{b}) < \lambda_- < -\frac{2}{\hat{a}}\ln(\hat{b}), \quad (2.18)$$

proving (2.8) □

**Remark 2.2.** Lemma 2.2 indicates that the boundary conditions at  $x \rightarrow \pm\infty$  are valid only when  $\rho_- \leq \rho^* \leq \rho_+$ . Together with Theorem 2.1, we conclude that stationary profiles of  $W(x)$ , if they exist, are monotonically increasing. This corresponds to the upward jumps of the admissible shocks for the conservation law (1.9).

**Remark 2.3.** If  $\rho_- = \rho_+ = \rho^*$ , then  $\lambda = 0$ , and one has the trivial solution  $W(x) \equiv \rho^*$ .

**Remark 2.4.** The estimates (2.7)-(2.8) can be expressed in different ways. Indeed, (2.7) implies

$$\lambda_+ > \frac{2\rho_+}{\ell} \cdot \ln \left( 1 + \frac{c_0\rho^*}{f(\rho_+)}(\rho_+ - \rho^*) \right), \quad (2.19)$$

where  $-c_0$  is an upper bound for  $f''$ , see (1.10). Similarly, if  $\rho_- > 0$  is close to  $\rho^*$ , the estimate (2.8) implies

$$-\frac{\rho_-}{\ell} \cdot \ln \left( 1 - \frac{c_0\rho^*}{f(\rho^*)}(\rho^* - \rho_-) \right) < \lambda_- < -\frac{2\rho_-}{\ell} \cdot \ln \left( 1 - \frac{c_0\rho^*}{f(\rho^*)}(\rho^* - \rho_-) \right), \quad (2.20)$$

On the other hand, if  $\rho_-$  is close to 0, we have a different estimate

$$-\frac{\rho_-}{\ell} \cdot \ln(\hat{c}_0\rho_-) < \lambda_- < -\frac{2\rho_-}{\ell} \cdot \ln(\hat{c}_0\rho_-), \quad (2.21)$$

where  $-\hat{c}_0$  is the upper bound for  $\phi'$ , see (1.4).

**Remark 2.5.** By the estimate (2.19), as  $\rho_+ \rightarrow 1$  we have  $\lambda_+ \rightarrow +\infty$ . This indicates that if  $\rho_+ = 1$ ,  $W(x)$  approaches  $\rho_+$  instantly. Thus, for some  $\hat{x}$ , we must have  $W(x) = 1$  for  $x \geq \hat{x}$ .

On the other end, by estimate (2.21), as  $\rho_- \rightarrow 0$ , we have  $\lambda_- \rightarrow \infty$ . Thus, if  $\rho_- = 0$ , we must have  $W(x) = 0$  for  $x < \hat{x}$ , for some  $\hat{x}$ .

One concludes that, if

$$\rho_- = 0, \quad \rho_+ = 1,$$

the only possible profile is a step function with the jump located at some  $\hat{x}$ . This represents the scenario where cars are bumper-to-bumper on  $x > \hat{x}$ , and the road is empty for  $x < \hat{x}$ .

The next lemma is most interesting. It shows that, if  $W(x)$  is a stationary monotone profile such that the solutions  $\{z_i(t)\}$  of (1.3) traces along, then the distribution  $\{z_i(t)\}$  demonstrates a “periodic” pattern.

**Lemma 2.3.** (*Periodicity.*) Let  $W(x)$  be a monotone profile, and let  $\{z_i(0)\}$  be the initial positions of cars generated by the profile  $W(x)$ . Let  $\{z_i(t)\}$  be the solution of the FtL model (1.3) with this initial data. Then, the followings are equivalent.

(E1)  $W(x)$  satisfies the DDE (1.13).

(E2) The solutions  $\{z_i(t)\}$  exhibit the following periodic behavior. There exist a “period”  $t_p$ , such that after the period each car takes over the initial position of its leader, i.e.,

$$z_i(t + t_p) = z_{i+1}(t), \quad \forall i, \quad \forall t \geq 0. \quad (2.22)$$

*Proof. Step 1.* We first prove that (E2)  $\Rightarrow$  (E1). Without loss of generality, we consider a car initially located at  $z_0(0) = x$  for some  $x$ , and its leader, initially located at

$$z_1(0) = x + \frac{\ell}{W(x)}.$$

Thus, the evolution of  $z_0(t)$  satisfies the ODE

$$\frac{dz_0}{dt} = V\phi(W(z_0)), \quad z_0(0) = x, \quad z_0(t_p) = z_1(0) = x + \ell/W(x).$$

This is a separable equation. (E2) implies the following identity

$$\int_x^{x+\ell/W(x)} \frac{1}{V\phi(w(z))} dz = \int_0^{t_p} dt = t_p = \text{constant}, \quad \forall x. \quad (2.23)$$

Differentiating (2.23) in  $x$ , we deduce

$$\left(1 - \frac{\ell W'(x)}{W(x)^2}\right) \cdot \frac{1}{\phi(W(x + \ell/W(x)))} - \frac{1}{\phi(W(x))} = 0, \quad (2.24)$$

which easily leads to (1.13), proving (E1).

**Step 2.** To prove the indication (E1)  $\Rightarrow$  (E2), assume that  $W(x)$  satisfies the DDE (1.13). For a given time  $t$ , let  $\{z_i(t)\}$  be a distribution of cars generated by  $W(x)$ , as in Definition 2.1. We write now

$$x = z_i(t), \quad z_{i+1}(t) = x + \frac{\ell}{W(x)}.$$

Since  $W(x)$  solves (1.13), it satisfies (2.24). The time it takes for the  $i$ th car to reach the original position of its leader  $z_{i+1}$  is

$$t_p(x) = \int_x^{x+\ell/W(x)} \frac{1}{V\phi(w(z))} dz. \quad (2.25)$$

By (2.24) we immediately deduce that  $t_p'(x) = 0$  for all  $x$ , thus  $t_p(x) \equiv \text{constant}$ .  $\square$

The next Lemma connects the period  $t_p$  to the limit values of  $W(x)$  at  $x \rightarrow \pm\infty$ .

**Lemma 2.4.** Let  $W(x)$  and  $\{z_i(t)\}$  be given as in the setting of Lemma 2.3. Let  $\rho_-, \rho_+$  be two states that satisfy

$$f(\rho_-) = f(\rho_+) = \bar{f}, \quad \rho_- \leq \rho^* \leq \rho_+. \quad (2.26)$$

Then, the following additional properties are equivalent.

(E3)  $W(x)$  satisfies the boundary conditions

$$\lim_{x \rightarrow \pm\infty} W(x) = \rho_{\pm}. \quad (2.27)$$

(E4) The period  $t_p$  for  $\{z_i(t)\}$  is given as

$$t_p = \frac{\ell}{\bar{f}} = \frac{\ell}{f(\rho_-)} = \frac{\ell}{f(\rho_+)}. \quad (2.28)$$

*Proof. Step 1.* We first prove that (E3)  $\Rightarrow$  (E4). Assume (E3) holds, such that  $W(x)$  is a monotone profile satisfies (2.27). Let  $\epsilon > 0$ , and consider the limit as  $x \rightarrow +\infty$ . There exists an  $M$  such that for all  $x \geq M$  we have

$$\rho_+ - \epsilon < W(x) \leq \rho_+.$$

Since  $\phi'(\cdot) < 0$ , we have, for all  $x \geq M$ ,

$$\frac{1}{\phi(\rho_+ - \epsilon)} < \frac{1}{\phi(W(x))} \leq \frac{1}{\phi(\rho_+)}.$$

Integrating this inequality over  $[x, x + \ell/W(x)]$ , one has, for all  $x \geq M$ ,

$$\int_x^{x+\ell/W(x)} \frac{1}{\phi(\rho_+ - \epsilon)} dz < \int_x^{x+\ell/W(x)} \frac{1}{\phi(W(z))} dz \leq \int_x^{x+\ell/W(x)} \frac{1}{\phi(\rho_+)} dz.$$

This gives

$$\frac{\ell}{\rho_+} \cdot \frac{1}{\phi(\rho_+ - \epsilon)} < V \cdot t_p \leq \frac{\ell}{\rho_+ - \epsilon} \cdot \frac{1}{\phi(\rho_+)}.$$

Taking the limit  $\epsilon \rightarrow 0$ , we get

$$t_p = \frac{\ell}{V \cdot \rho_+ \phi(\rho_+)} = \frac{\ell}{f(\rho_+)}.$$

The other limit  $x \rightarrow -\infty$  can be treated in a completely similar way, proving (E4).

**Step 2.** The implication (E4)  $\Rightarrow$  (E3) follows by contradiction. Assuming that (E4) holds, but

$$\lim_{x \rightarrow \infty} W(x) = \hat{\rho}_{\pm}, \quad \hat{\rho}_- < \rho^* < \hat{\rho}_+, \quad f(\hat{\rho}_{\pm}) = \hat{f} \neq \bar{f}.$$

By the proof in Step 1 we have the contradiction  $t_p = \ell/\hat{f} \neq \ell/\bar{f}$ .  $\square$

### 3 Approximate Sequence; Existence and Uniqueness of Traveling Wave Profiles

We now construct approximate solutions to  $W(x)$  as a two-point-boundary-value problem, and prove their convergence, thus establishing the existence of traveling wave profiles.

**Theorem 3.1.** (*Existence.*) Given  $\ell, V, \rho_-, \rho_+$ , with

$$0 \leq \rho_- \leq \rho^* \leq \rho_+ \leq 1, \quad f(\rho_-) = f(\rho_+), \quad (3.1)$$

there exists a monotone stationary profile  $W(x)$  which satisfies the DDE (1.13) and the “boundary” values

$$\lim_{x \rightarrow -\infty} W(x) = \rho_-, \quad \lim_{x \rightarrow +\infty} W(x) = \rho_+. \quad (3.2)$$

*Proof.* By Remarks 2.3-2.5, we rule out the trivial cases. For the rest of the proof, we consider

$$0 < \rho_- < \rho^* < \rho_+ < 1. \quad (3.3)$$

The proof takes a few steps.

**(1).** We first construct the sequence of approximate solutions. Let a sequence  $\{\hat{x}_n\}$  be given such that

$$\hat{x}_n > 0, \quad \hat{x}_n < \hat{x}_{n+1}, \quad \lim_{n \rightarrow \infty} \hat{x}_n = \infty.$$

We define the function

$$\psi(x) = \rho_+ - e^{-\lambda_+ x},$$

where  $\lambda_+$  is the rate computed in Lemma 2.2. Given  $n$ , let  $\psi(x)$  be the boundary condition for the DDE (1.13) on  $x \in [\hat{x}_n, \infty)$ , and denote the corresponding solution as  $W_n(x)$ , for  $x \leq \hat{x}_n$ .

From Theorem 2.1,  $W_n(x)$  is monotonically decreasing and bounded below as  $x \rightarrow -\infty$ . Denoting that

$$\rho_{-,n} \doteq \lim_{x \rightarrow -\infty} W_n(x), \quad (3.4)$$

it remains to show that

$$\lim_{n \rightarrow \infty} \rho_{-,n} = \rho_-. \quad (3.5)$$

**(2).** We derive an estimate for  $\rho_{-,n}$ . Given an  $n$  such that  $\hat{x}_n$  is sufficiently large, so

$$\psi(x) = \rho_+ - e^{-\lambda_+ x} \approx \rho_+, \quad \text{for } x > \hat{x}_n.$$

Consider the solution  $W_n(x)$ , given on  $x \leq \hat{x}_n$ . Let  $\{z_i^n\}$  be a distribution of car positions generated by  $W_n(x)$ , with  $z_0^n = \hat{x}_n$ , for  $i = 0, -1, -2, -3, \dots$ . Let  $\{z_i^n(t)\}$  be the solution of the system of ODEs (1.3), for index  $i < 0$ , and the leader  $z_0^n(t)$  traces along the initial condition  $\psi(x)$  on  $x > \hat{x}_n$ .

By Lemma 2.3,  $\{z_i^n(t)\}$  ( $i < 0$ ) demonstrates periodic behavior. We denote the period by  $t_{p,n}$ . Note that once  $t_{p,n}$  is given, we obtain the unique value of  $\rho_{-,n}$  by the relation

$$\rho_{-,n} \leq \rho^*, \quad f(\rho_{-,n}) = \frac{\ell}{t_{p,n}}.$$

Thus, it suffices to show that

$$\lim_{n \rightarrow \infty} t_{p,n} = t_p = \frac{\ell}{f(\rho_{\pm})}. \quad (3.6)$$

We further observe that, thanks to the periodic behavior of  $\{z_i^n(t)\}$ , ( $i < 0$ ), we only need to get an estimate of the time for car located at  $z_{-1}^n$ , to reach  $z_0^n = \hat{x}_n$ . Here  $z_{-1}^n$  is uniquely defined by the implicit relation

$$z_{-1}^n + \frac{\ell}{W(z_{-1}^n)} = z_0^n.$$

**(3).** By the set up,  $W_n(x)$  is very close to  $\rho_+$  on the interval  $[z_{-1}^n, z_0^n]$ , therefore an estimate on  $t_{p,n}$  can be obtained by linearization. By Lemma 2.2, we have the first order approximation of  $W_n(x)$  on  $[z_{-1}^n, z_0^n]$ , denoted as

$$W_n(x) \approx \rho_+ - e^{-\lambda_+ x}, \quad x \in [z_{-1}^n, z_0^n].$$

To simplify the notation, we denote the magnitude of the perturbation by

$$\delta_n \doteq e^{-\lambda_+ z_0^n} = e^{-\lambda_+ \hat{x}_n}. \quad (3.7)$$

The first order approximation for  $W_n(x)$  can be written as

$$W_n(x) = \rho_+ - \delta_n e^{-\lambda_+(x-z_0^n)}.$$

The corresponding distance  $z_0^n - z_{-1}^n$  is computed approximately as

$$z_0^n - z_{-1}^n = \frac{\ell}{\rho_+ - \delta_n e^{\lambda_+(z_0^n - z_{-1}^n)}} = \frac{\ell}{\rho_+} + \delta_n \cdot \frac{\ell}{\rho_+^2} e^{\lambda_+ \ell / \rho_+} + \mathcal{O}(\delta_n^2). \quad (3.8)$$

We can compute  $t_{p,n}$ , using a first order approximation in  $\delta_n$ , as

$$\begin{aligned} t_{p,n} &= \frac{1}{V} \int_{z_{-1}^n}^{z_0^n} \frac{1}{\phi(W(z))} dz = \frac{1}{V} \int_{z_{-1}^n}^{z_0^n} \frac{1}{\phi(\rho_+ - \delta_n e^{-\lambda_+(z-z_0^n)})} dz \\ &= \frac{1}{V} \int_{z_{-1}^n}^{z_0^n} \frac{1}{\phi(\rho_+) - \delta_n e^{-\lambda_+(z-z_0^n)} \phi'(\rho_+)} dz \\ &= \frac{1}{V \cdot \phi(\rho_+)} \int_{z_{-1}^n}^{z_0^n} \left[ 1 + \delta_n e^{-\lambda_+(z-z_0^n)} \frac{\phi'(\rho_+)}{\phi(\rho_+)} \right] dz \\ &= \frac{1}{V \cdot \phi(\rho_+)} \left[ (z_0^n - z_{-1}^n) + \delta_n \cdot \frac{\phi'(\rho_+)}{\lambda_+ \phi(\rho_+)} \left[ e^{\lambda_+(z_0^n - z_{-1}^n)} - 1 \right] \right]. \end{aligned}$$

Using (3.8), we get

$$\begin{aligned} t_{p,n} &= \frac{1}{V \cdot \phi(\rho_+)} \left[ \frac{\ell}{\rho_+} + \delta_n \cdot \left\{ \frac{\ell}{\rho_+^2} e^{\lambda_+ \ell / \rho_+} + \frac{\phi'(\rho_+)}{\lambda_+ \phi(\rho_+)} \left[ e^{\lambda_+ \ell / \rho_+} - 1 \right] \right\} \right] \\ &= t_p + M \delta_n, \end{aligned} \quad (3.9)$$

where  $M$  is a positive constant, depending on the data  $\rho_+, \phi, V, \ell$ , but not on  $\delta_n$ . As  $n \rightarrow \infty$ ,  $\delta_n \rightarrow 0$ , and we conclude (3.6), completing the proof.  $\square$

In Figure 2 we present some numerical simulations of the approximate solutions  $W_n(x)$ . We observe the convergence as  $\hat{x}_n \rightarrow \infty$ . Furthermore, from (3.9) it holds that  $t_{p,n} > t_p$ , indicating  $\rho_{-,n} < \rho_-$ , which is consistent with the simulation results.

Once the existence of the profile  $W(x)$  is proved, we establish some immediate properties.

**Corollary 3.1.** *Let  $W(x)$  be a monotone profile, as established in Theorem 3.1, with*

$$0 < \rho_- < \rho^* < \rho^+ < 1, \quad W(0) = \rho^*.$$

*Then, there exist an  $\bar{x} > 0$ , sufficiently large, such that  $W''(x) < 0$  for  $x \geq \bar{x}$  and  $W''(x) > 0$  for  $x \leq -\bar{x}$ .*

*Proof.* The result follows immediately from Lemma 2.2, that the profile  $W(x)$  approaches the limit  $x \rightarrow \pm\infty$  exponentially.  $\square$

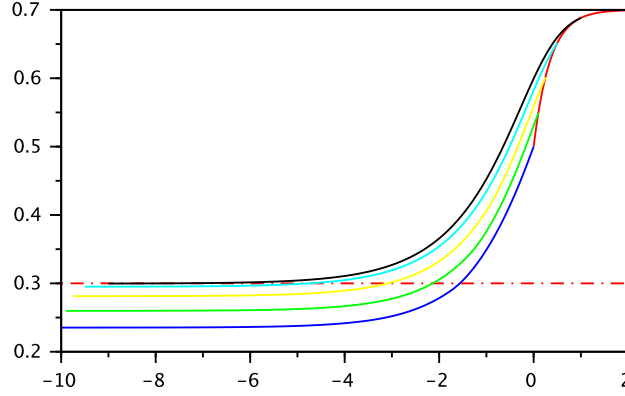


Figure 2: Numerical simulations for the approximate sequence  $W_n(x)$  for various values of  $\hat{x}_n$ . We use  $\rho_- = 0.3$ ,  $\rho_+ = 0.7$ ,  $\ell = 0.5$ ,  $V = 1$ , and  $\phi(\rho) = 1 - \rho$ . The red curve is the graph of  $\psi(x) = \rho_+ - 0.2e^{-\lambda_+ x}$ . The plots are for  $\hat{x}_n = 0, 0.1, 0.25, 0.5, 1$ .

Now we are ready to establish the uniqueness of the solution for the “two-point-boundary-value-problem” for the DDE (1.13).

**Theorem 3.2.** (*Uniqueness.*) *Consider the settings of Theorem 3.1. The solution  $W(x)$  is unique up to a horizontal shift.*

*Proof.* We first consider the trivial cases. If  $\rho_- = \rho_+ = \rho^*$ , the only monotone graph is  $W(x) \equiv \rho^*$ . If  $\rho_- = 0, \rho_+ = 1$ , then  $t_p \rightarrow \infty$  and nothing moves, so the flux must be 0 everywhere. The only monotone solution is a unit step function. In the rest of the proof, we assume

$$0 < \rho_- < \rho^* < \rho_+ < 1.$$

We prove by contradiction. Consider the settings of Theorem 3.1, and let  $W(x), \bar{W}(x)$  be two solutions which are different, even after a horizontal shift.

Let  $\varepsilon > 0$ . We first observe that, if after some horizontal shift  $W(x)$  and  $\bar{W}(x)$  are identical for the part where the  $W$  values are bigger than  $\rho_+ - \varepsilon$ , then there exist some  $\hat{x}$  such that  $W(x) = \bar{W}(x)$  for  $x \geq \hat{x}$ . Uniqueness of the initial value problem for the DDE (1.13) (see Theorem 2.1) then implies  $W(x) = \bar{W}(x)$  for  $x < \hat{x}$ . Thus, if two solutions are different, they must be different for large values of  $x$  where  $W(x), \bar{W}(x)$  are close to  $\rho_+$ . For example, they approach  $\rho_+$  with different exponential rates.

After a suitable horizontal shift, we have that, for some  $\hat{x}$ ,

$$\rho_+ - \varepsilon < W(\hat{x}) = \bar{W}(\hat{x}) < \rho_+, \quad W'(\hat{x}) > \bar{W}'(\hat{x}).$$

Assume that  $\varepsilon$  is sufficiently small, then from Corollary 3.1 we have

$$W''(x) < 0, \quad \bar{W}''(x) < 0 \quad \text{for } x \geq \hat{x}.$$

Let  $z_0 = \hat{x}$ , and let

$$z_1 = z_0 + \frac{\ell}{W(z_0)} = z_0 + \frac{\ell}{\bar{W}(z_0)}$$

be the leader of  $z_0$  in both profiles  $W(x), \bar{W}(x)$ . By (1.13) we now have

$$\phi(W(z_1)) < \phi(\bar{W}(z_1)), \quad \Rightarrow \quad W(z_1) > \bar{W}(z_1).$$

Thanks to the concavity of  $W$  and  $\bar{W}$ , we conclude that, for  $x \in (z_0, z_1]$ ,

$$W(x) > \bar{W}(x), \quad \Rightarrow \quad \phi(W(x)) < \phi(\bar{W}(x)).$$

Finally, the periodic property now implies

$$\int_{z_0}^{z_1} \frac{1}{V \cdot \phi(W(x))} dx = \int_{z_0}^{z_1} \frac{1}{V \cdot \phi(\bar{W}(x))} dx,$$

leading to a contradiction.  $\square$

**Numerical simulations.** Various profiles of  $W(x)$  are plotted in Figure 3, for various values of  $\rho_{\pm}$ . Here we use  $\ell = 0.1$  and  $\phi(\rho) = 1 - \rho$ , such that  $\rho^* = 0.5$ . We plot the graphs of  $W(x)$  that connect the following pairs of limit values of  $(\rho_-, \rho_+)$

$$(0.4, 0.6), \quad (0.3, 0.7), \quad (0.2, 0.8), \quad (0.1, 0.9), \quad (0.01, 0.99).$$

The profiles are simulated numerically, obtained as the limits of the approximate sequences described in Theorem 3.1. The profiles are further shifted horizontally such that  $W(0) = 0.5$ .

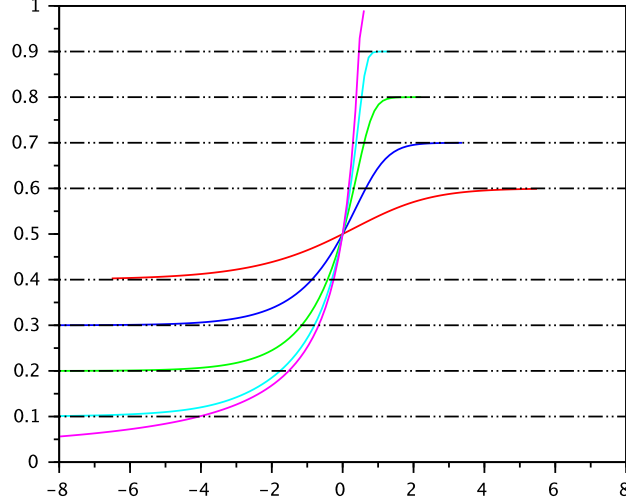


Figure 3: Numerical simulations of various stationary profiles  $W(x)$  with different  $\rho_{\pm}$  values. We observe the convergence to a step function as  $(\rho_-, \rho_+) \rightarrow (0, 1)$ .

We make several observations.

(1) For smaller values of  $(\rho_+ - \rho_-)$ , the profiles  $W(x)$  has a smaller value of  $W'(0)$ . We provide a formal argument. For small  $\ell$ ,  $W(x)$  can be approximated by a linear function

$$W(x) = W(0) + \sigma x, \quad \sigma \doteq W'(0),$$

for  $x$  close to 0. Writing out only the first order approximations, we have

$$z_0 = W(0) = \rho^* = 0.5, \quad z_1 = \frac{\ell}{W(0)} = \frac{\ell}{\rho^*} = 2\ell, \quad W(z_1) = \rho^* + \sigma \frac{\ell}{\rho^*} = 0.5 + 2\ell\sigma,$$

and

$$f^* = f(\rho^*) = V/4, \quad \bar{f} = f(\rho_{\pm}) = V\rho_{\pm}(1 - \rho_{\pm}).$$

The periodic property gives

$$t_p = \frac{V\ell}{\bar{f}} = \int_0^{z_1} \frac{1}{1 - W(x)} dx = \int_{\rho^*}^{\rho^* + \sigma\ell/\rho^*} \frac{dW}{\sigma(1 - W)}.$$

Straight computation gives the equation

$$K(\sigma) = 1 - \frac{V\ell\sigma}{f^*} - e^{-V\ell\sigma/\bar{f}} = 0.$$

We have

$$K(0) = 0, \quad K'(0) = V\ell(1/\bar{f} - 1/f^*) \geq 0, \quad K''(\sigma) = -(V\ell/\bar{f})^2 e^{-V\ell\sigma/\bar{f}} < 0.$$

If  $\bar{f} = f^*$ , the only zero for  $K(\sigma)$  is  $\sigma = 0$ . When  $\bar{f} < f^*$ , then  $K'(0) > 0$ , and there exists another positive zero  $\sigma_+$  for  $K(\sigma)$ . One can easily verify that  $W'(0) = \sigma_+$  decreases as  $\bar{f}$  increases to the value  $f^*$ , in correspondence to our simulation result.

(2) The profile  $W(x)$  is not symmetric about  $x = 0$  in the sense that the asymptotic limit  $\rho_+$  is approached much faster than the limit  $\rho_-$ . Recall Lemma 2.2. For this simulation,  $\rho_-$  and  $\rho_+$  locate symmetrically around  $\rho^* = 0.5$  such that  $\rho_- + \rho_+ = 1$ . The estimates (2.7) and (2.8) give

$$\lambda_+ > \frac{2\rho_+}{\ell} \ln(\rho_+/\rho_-), \quad \lambda_- < -\frac{2\rho_-}{\ell} \ln(\rho_-/\rho_+).$$

Since  $\rho_- < \rho_+$ , we have  $\lambda_- < \lambda_+$ .

We remark that this is different from a viscous shock profile, where the diffusion is uniform and the profile is odd symmetric about the location of the shock.

## 4 Stability of the discrete traveling waves

We first define the upper and lower “envelope” for a given car distribution  $\{z_i\}$ .

**Definition 4.1.** Let  $W(x)$  be the unique stationary profile established in Theorem 3.1 with

$$W(0) = \rho^*, \quad \text{where } f(\rho^*) = 0.$$

Let  $\{z_i\}$  be a distribution of cars, with local densities  $\{\rho_i\}$  defined as in (1.2). We call  $W^\sharp(x, h_+)$  the upper envelope for the distribution  $\{z_i\}$ , if

$$h_+ = \sup \{h : \rho_i \leq W(z_i - h) \text{ for every } i\}.$$

Similarly, we call  $W^\flat(x, h_-)$  the lower envelope for the distribution  $\{z_i\}$ , if

$$h_- = \inf \{h : \rho_i \geq W(z_i - h) \text{ for every } i\}.$$



Note that  $h_- \geq h_+$ , and  $h_\pm$  might be unbounded. If  $h_- = h_+$  for some distribution  $\{z_i\}$ , then  $\{z_i\}$  is a distribution generated by the profile  $W(x - h_-) = W(x - h_+)$ .

The next Theorem establishes the stability of the profile  $W(x)$ , indicating that it is a local attractor for the solutions of the FtL model (1.3).

**Theorem 4.1.** (*Local Stability.*) *Let  $\{z_i(t), \rho_i(t)\}$  be the solution of the ODEs (1.3) with the initial data  $\{z_i(0), \rho_i(0)\}$  with*

$$\rho_i(0) \leq \rho_{i+1}(0) \quad \forall i, \quad \lim_{i \rightarrow \pm\infty} \rho_i = \rho_\pm.$$

*For a given time  $t \geq 0$ , let  $W^\sharp(x, h_+(t))$  and  $W^\flat(x, h_-(t))$  be the upper and lower envelopes for  $\{z_i(t)\}$ , respectively, for some bounded functions  $h_+(t)$  and  $h_-(t)$ . Then, we have*

$$\lim_{t \rightarrow \infty} [h_-(t) - h_+(t)] = 0. \quad (4.1)$$

*Proof.* We consider the upper envelope and fix a time  $\tau > 0$ . Let  $j$  be the largest index such that

$$W(z_j(\tau) - h_-(\tau)) = \rho_j(\tau),$$

and let  $h_j(\tau)$  denote the shift for  $j$ th car such that

$$W(z_j(\tau) - h_j(\tau)) = \rho_j(\tau), \quad \text{so} \quad h_j(\tau) = h_-(\tau).$$

Note as time evolves,  $h_j$  will be different from  $h_-$ . We also write

$$W_j(x) \doteq W(x - h_-), \quad \text{so} \quad W_j(z_j) = \rho_j.$$

Consider the car with index  $j + 1$ . By assumption we have

$$W_j(z_{j+1}) > \rho_{j+1}. \quad (4.2)$$

It suffices to show that

$$\frac{d}{d\tau} h_j(\tau) > 0. \quad (4.3)$$

Indeed, let  $g(x)$  denote the function for the graph of the trajectories of the  $j$ th car as it moves, i.e.,

$$g(z_j(\tau)) = \rho_j(\tau).$$

Then

$$g'(z_j) = \frac{\dot{\rho}_j}{\dot{z}_j} = \frac{\rho_j^2}{\ell\phi(\rho_j)} (\phi(\rho_j) - \phi(\rho_{j+1})),$$

while

$$\begin{aligned} W_j'(z_j) &= \frac{W(z_j)^2}{\ell\phi(W_j(z_j))} (\phi(W_j(z_j)) - \phi(W_j(z_{j+1}))) \\ &= \frac{\rho_j^2}{\ell\phi(\rho_j)} (\phi(\rho_j) - \phi(W_j(z_{j+1}))). \end{aligned}$$

By (4.2) we have

$$g'(z_j) < W_j'(z_j),$$

showing that the trajectory of the  $j$ th car goes under the graph of  $W_j$ , proving (4.3).

A completely similar argument leads to the counter estimate for the lower envelope.  $\square$

## 5 Extension to general traveling waves

One can extend the analysis to traveling waves with speed different from 0, by a simple coordinate shift. Let  $V\sigma$  be the wave speed and let  $\xi = x - V\sigma t$  be the shifted space coordinate. Let  $\zeta_i(t)$  be the position of the  $i$ th car in the shifted coordinate, and  $\rho_i$  the discrete density. We have

$$\dot{\zeta}_i = \dot{z} - V\sigma = V\phi(\rho_i) - V\sigma = V(\phi(\rho_i) - \sigma).$$

Since the density is not affected by a horizontal shift, the ODE for  $\rho_i$  is unchanged.

Consider a traveling wave profile  $\mathcal{W}(\xi) = W(x - V\sigma t)$ . We must have

$$\mathcal{W}(\zeta_i(t)) = \rho_i(t), \quad \forall t > 0.$$

This leads to the DDE:

$$\mathcal{W}'(\xi) = \frac{\mathcal{W}^2}{\ell(\phi(\mathcal{W}) - \sigma)} \left[ \phi(\mathcal{W}(\xi)) - \phi(\mathcal{W}(\xi + \ell/\mathcal{W})) \right].$$

The corresponding conservation law is

$$\rho_t + f(V, \rho)_\xi = 0, \quad \text{where} \quad f(V, \rho) = V\rho(1 - \rho - \sigma).$$

The analysis for the stationary traveling wave can be applied here with minimal modifications.

## 6 Concluding Remark

In this paper we study traveling wave profiles of a particle model for traffic flow, i.e., the follow-the-leader (FtL) ODE models for car positions. Given any densities  $\rho_\pm$  at  $x \rightarrow \pm\infty$ , with  $\rho_- < \rho_+$ , we prove that there exists a unique traveling wave profile for the FtL model. Furthermore, such profiles are locally stable which attract nearby solutions of the FtL model. In the limit as  $\ell \rightarrow 0$ , the traveling waves converge to admissible shocks for the solution of the conservation law (1.9). Our results fill a gap in existing theory on traveling waves. The admissible conditions derived from our result are in accordance to the counter part for the viscous equation

$$\rho_t + f(\rho)_x = \varepsilon \rho_{xx},$$

where stable viscous shocks only exist for upward jumps.

It's interesting and also non-trivial to study the same particle model on a road with rough conditions. For example, let  $\kappa(x)$  denote the speed limit (which reflects the road condition), and assume that it is a piecewise constant function with a jump at  $x = 0$ . One would like to seek stationary traveling waves for the FtL model, around  $x = 0$ . The corresponding macroscopic model

$$\rho_t + f(\rho, \kappa(x))_x = 0$$

is a scalar conservation law with discontinuous flux. In existing literature, admissibility conditions on the jump at  $x = 0$  are derived through the viscous model

$$\rho_t + f(\rho, \kappa(x))_x = \varepsilon \rho_{xx}$$

and take the vanishing viscosity limit  $\varepsilon \rightarrow 0+$ . However, our preliminary analysis shows a rather different scenario for limits of the FtL model, as  $\ell \rightarrow 0$ , where many of the vanishing viscosity limits are actually not admissible. Details will come in a future work.

## References

- [1] Brenna Argall, Eugene Cheleshkin, J. M. Greenberg, Colin Hinde, and Pei-Jen Lin, *A rigorous treatment of a follow-the-leader traffic model with traffic lights present*, SIAM J. Appl. Math. **63** (2002), no. 1, 149–168, DOI 10.1137/S0036139901391215. MR1952890
- [2] Jean-Pierre Aubin, *Macroscopic traffic models: shifting from densities to “celerities”*, Appl. Math. Comput. **217** (2010), no. 3, 963–971, DOI 10.1016/j.amc.2010.02.032. MR2727134
- [3] A. Aw, A. Klar, T. Materne, and M. Rascle, *Derivation of continuum traffic flow models from microscopic follow-the-leader models*, SIAM J. Appl. Math. **63** (2002), no. 1, 259–278, DOI 10.1137/S0036139900380955. MR1952895
- [4] Nicola Bellomo, Abdelghani Bellouquid, Juanjo Nieto, and Juan Soler, *On the multiscale modeling of vehicular traffic: from kinetic to hydrodynamics*, Discrete Contin. Dyn. Syst. Ser. B **19** (2014), no. 7, 1869–1888, DOI 10.3934/dcdsb.2014.19.1869. MR3253235
- [5] Rinaldo M. Colombo and Andrea Marson, *A Hölder continuous ODE related to traffic flow*, Proc. Roy. Soc. Edinburgh Sect. A **133** (2003), no. 4, 759–772, DOI 10.1017/S0308210500002663. MR2006201
- [6] R. M. Colombo and E. Rossi, *On the micro-macro limit in traffic flow*, Rend. Semin. Mat. Univ. Padova **131** (2014), 217–235, DOI 10.4171/RSMUP/131-13. MR3217759
- [7] Emiliano Cristiani and Smita Sahu, *On the micro-to-macro limit for first-order traffic flow models on networks*, Netw. Heterog. Media **11** (2016), no. 3, 395–413, DOI 10.3934/nhm.2016002. MR3541527
- [8] M. Di Francesco and M. D. Rosini, *Rigorous derivation of nonlinear scalar conservation laws from follow-the-leader type models via many particle limit*, Arch. Ration. Mech. Anal. **217** (2015), no. 3, 831–871, DOI 10.1007/s00205-015-0843-4. MR3356989
- [9] Rodney D. Driver, *Existence and stability of solutions of a delay-differential system*, Arch. Rational Mech. Anal. **10** (1962), 401–426, DOI 10.1007/BF00281203. MR0141863
- [10] R. D. Driver, *Ordinary and delay differential equations*, Springer-Verlag, New York-Heidelberg, 1977. Applied Mathematical Sciences, Vol. 20. MR0477368
- [11] Paola Goatin and Francesco Rossi, *A traffic flow model with non-smooth metric interaction: well-posedness and micro-macro limit*, Commun. Math. Sci. **15** (2017), no. 1, 261–287, DOI 10.4310/CMS.2017.v15.n1.a12. MR3605557
- [12] Graziano Guerra and Wen Shen, *Existence and stability of traveling waves for an integro-differential equation for slow erosion*, J. Differential Equations **256** (2014), no. 1, 253–282, DOI 10.1016/j.jde.2013.09.003. MR3115842
- [13] Helge Holden and Nils Henrik Risebro, *Front tracking for hyperbolic conservation laws*, 2nd ed., Applied Mathematical Sciences, vol. 152, Springer, Heidelberg, 2015. MR3443431
- [14] H. Holden and N. H. Risebro, *Continuum Limit Of Follow-The-Leader Models*, Preprint (2017).
- [15] S. N. Kružkov, *First order quasilinear equations with several independent variables.*, Mat. Sb. (N.S.) **81 (123)** (1970), 228–255 (Russian). MR0267257
- [16] M. J. Lighthill and G. B. Whitham, *On kinematic waves. II. A theory of traffic flow on long crowded roads*, Proc. Roy. Soc. London. Ser. A. **229** (1955), 317–345, DOI 10.1098/rspa.1955.0089. MR0072606
- [17] Paul I. Richards, *Shock waves on the highway*, Operations Res. **4** (1956), 42–51. MR0075522
- [18] Elena Rossi, *A justification of a LWR model based on a follow the leader description*, Discrete Contin. Dyn. Syst. Ser. S **7** (2014), no. 3, 579–591, DOI 10.3934/dcdss.2014.7.579. MR3177735
- [19] Denis Serre, *Systems of conservation laws. 1*, Cambridge University Press, Cambridge, 1999. Hyperbolicity, entropies, shock waves; Translated from the 1996 French original by I. N. Sneddon. MR1707279
- [20] Wen Shen, <http://www.personal.psu.edu/wxs27/SIM/TrafficODE/>, Scilab code used to generate the approximate solutions in this paper (2017).