

# A Novel Cross Check on the Existence of Leptonic Favored Dark Matter Particles

Jia-Shu Niu,<sup>1,2,\*</sup> Tianjun Li,<sup>1,2,†</sup> Weikai Zong,<sup>3,4,5</sup> Hui-Fang Xue,<sup>3</sup> and Yang Wang<sup>6</sup>

<sup>1</sup>*CAS Key Laboratory of Theoretical Physics, Institute of Theoretical Physics,  
Chinese Academy of Sciences, Beijing, 100190, P.R.China*

<sup>2</sup>*School of Physical Sciences, University of Chinese Academy of Sciences,  
No.19A Yuquan Road, Beijing 100049, P.R.China*

<sup>3</sup>*Astronomy Department, Beijing Normal University, Beijing 100875, P.R.China*

<sup>4</sup>*Université de Toulouse, UPS-OMP, IRAP, Toulouse, France*

<sup>5</sup>*CNRS, IRAP, 14 avenue Edouard Belin, 31400 Toulouse, France*

<sup>6</sup>*School of Mathematical Sciences, Shanxi University, Shanxi 030006, P.R. China.*

(Dated: December 14, 2024)

Many cosmic ray (CR) experiments have confirmed the lepton excess in CR lepton spectra at  $\gtrsim 30$  GeV, which can be explained both by astrophysical sources and dark matter (DM) annihilation or decay. A cross check is needed. But current direct detection cannot probe the leptonic favored DM particles with mass in the range 100 GeV – 10 TeV which derived from indirect detection. In this letter, we propose a novel and feasible scenario to provide a cross check on the existence of such DM particles, via hydrogen-atmosphere pulsating white dwarfs (DAVs) in DM-dense environments. An important observable has been proposed and corresponding estimations have been made. The estimation show that the potential sensitivity on the  $m_\chi - \sigma_{\chi,e}$  plane could be extended to a region with  $5 \text{ GeV} \lesssim m_\chi \lesssim 10^4 \text{ GeV}$  and  $\sigma_{\chi,e} \gtrsim 10^{-40} \text{ cm}^2$ , which could give us a cross check on the existence of the leptonic favored DM particles with indirect DM detection in near future.

*Introduction.*—Although Dark Matter (DM) contributes to 26.8% of the total energy density of the Universe [1], the particle nature of DM remains largely unknown. In recent years, the DM particle candidates are searched via three main strategies, i.e., direct detection, indirect detection, and collider searches (see, e.g., [2] for reviews). For direct detection and collider searches, null results have been obtained yet, and the most stringent constraint from the current experiments on elastic scattering cross section between DM and nucleon is  $\sigma_{\chi,n} \lesssim 1.1 \times 10^{-46} \text{ cm}^2$  for a DM mass  $m_\chi = 50 \text{ GeV}$ , and that between DM and electron is  $\sigma_{\chi,e} < 3 \times 10^{-38} \text{ cm}^2$  for  $m_\chi = 100 \text{ MeV}$  and  $\sigma_{\chi,e} < 10^{-37} \text{ cm}^2$  for  $20 \text{ MeV} \leq m_\chi \leq 1 \text{ GeV}$  [3, 4].

On the other hand, observations from high-energy cosmic rays (CRs) spectra provide us some more important hints. Although the anti-proton spectrum [5] has shown some excess which cannot explained by conventional propagation models (see for e.g., [6]), and some works (see for e.g., [7, 8]) propose DM interpretations. But if we considering the uncertainties from anti-proton production cross section [9] and the hardening of the primary source injection spectra of proton and helium [10, 11], the excess in the anti-proton spectrum cannot give us any concrete conclusions. At the same time, the spectra of high energy leptons show a obvious excess confirmed by many experiments (such as ATIC [12] PAMELA [13], AMS-02 [14–17] and DAMPE [18]), which is still an unsolved big problem in CR physics. This anomaly can be interpreted by both the astrophysical scenario (such as pulsar and Supernova Remnants, see for e.g. [19–21]) and DM scenario (annihilation and decay, see for e.g. [22–24]). Although recent work by Abeysekara *et al.* [25] has excluded the positron anomaly

caused by nearby pulsars which should has a more exotic origin, we cannot distinguish these two scenarios completely by analyzing the CR spectra alone. A cross check is needed between different DM detection scenarios.

From above CRs spectra results, one may naturally infer that the DM-lepton interactions should be much larger than DM-nucleon interactions (leptonic favored DM particles) if we ascribe those anomalies to DM annihilation or decay. Unfortunately, the DM particle’s mass derived from lepton spectra is always in the range about 100 GeV – 10 TeV [22–24, 26–28], which is out of the current direct detectors’ sensitivity on DM-electron interactions ( $\leq 1 \text{ GeV}$ ).

White dwarfs (WDs) are thought to be the final evolutionary state of stars whose masses are not high enough to become neutron stars or black holes, which would include over 97% of the stars in the Milky Way [29] and each of them is composed by an electron-degenerate core and an atmosphere envelope. They are considered to be the most electron-dense objects and can be the most promising laboratories to measure the DM-electron interactions.

The hydrogen-atmosphere pulsating white dwarfs (DAVs) are a type of pulsating WD with hydrogen-dominated atmospheres and the spectral type DA. Precise asteroseismology on DAVs can reveal their interior structures and determine the rates of the period variations which are related with their pulsation modes spanning over long time scales (see, e.g., [30] for reviews). These secular rates reveal the evolutionary cooling rates of DAVs which can be described by the Standard Cooling Model (SCM). However, the DM particles, which are captured by multiple scattering with the DAVs’ constituents, would annihilate by pairs and provide extra energy source

to the stars. The natural cooling process would be slowed down and could be detected by measuring the secular rates of the period variations. In reverse, we can use these secular rates to constrain the interactions between DM and DAVs' constituents (nucleons and electrons).

In this letter, we consider the DAVs in the central region of globular clusters and focus on the DM-electron interactions. Globular clusters are always considered as the local DM-dense environments and the velocities between their member stars and the DM sub-halo surround them can be measured precisely [31, 32]. Both of them can increase the DM capture rate of DAVs.

*The Capture Rate of DM Particles in DAVs.*—Galactic DM particles are inevitably streaming through any celestial object. Those particles will loose energy when they scatter with nucleons (which we did not mainly considered in this letter) or electrons inside the celestial object, leading their speed down. If the velocity of the DM particles reaches below the escape velocity, they will be “captured”, i.e., it becomes bound to the star. Regardless of the effect of evaporation which is not important in this letter where we consider the DM particle mass  $m_\chi > 5 \text{ GeV}$  [33, 34], the evolution of the total number of DM particles,  $N_\chi$ , inside the star (or any celestial object) can be written as,

$$\dot{N}_\chi = \Gamma_c - 2\Gamma_a, \quad (1)$$

where  $\Gamma_c$  is the particle capture rate,  $\Gamma_a = \frac{1}{2}C_a N_\chi^2$  is the annihilation rate in the total star, and  $C_a$  is the annihilation rate per pair DM particles. Therefore, we have  $N_\chi = \Gamma_c \tau \tanh(\frac{t}{\tau})$  with the equilibrium time scale time  $\tau = \sqrt{\frac{1}{C_a \Gamma_c}}$ . When the dynamic equilibrium state is reached, the DM capture rate is balanced by the annihilation one [35], i.e.,  $\Gamma_c = 2\Gamma_a$ .

In our case, (i) the mean free path of the DM particles in the star is small compared to the size of the star; (ii) DM particle mass is very large compared to the interaction constituent in the star (electrons). Consequently, we use the results recently developed by Bramante *et al.* [36] to calculate the DM capture rate of the star, in which case the DM particles predominantly captured by scattering multiple times other than only once. The DM capture rate obtained by  $N$  times scatterings ( $\Gamma_c^N$ ) can be described by Eq. (22) in Ref. [36], and the DM capture rate is the sum over all  $N$  of the individual  $\Gamma_c^N$ ,  $\Gamma_c = \sum_{N=1}^{\infty} \Gamma_c^N$ .

Besides, we make some additional simplifications as well: (i) a uniform distribution of matters in a DAV:  $\rho_*(r) = \rho_* = M_*/V_*$  ( $\rho_*$ ,  $M_*$  and  $V_*$  are the density, mass and volume of a DAV); (ii) The same chemical composition over the entire scattering volume  $V_*$ ; (iii) A uniform temperature profile (calculated from Eq. (6)) in DAV because of the extremely high thermal conductivity of an electron degenerate core; (iv) As DAVs are always electrically neutral we use the value  $\frac{1}{2} \frac{M_*}{m_p}$  and  $\frac{1}{2} \frac{\rho_*}{m_p}$  as the

total number of electrons ( $N_e$ ) and local number density of electrons ( $n_e$ ) in a DAV, respectively ( $m_p$  and  $m_e$  are the mass of proton and electron).

The Knudsen number  $K$ , which indicates the “localization” of the DM transport, is

$$K = \frac{l_\chi(0)}{r_\chi}, \quad (2)$$

with  $l_\chi(0) = [\sigma_{\chi,e} \cdot n_e(0)]^{-1} = [\sigma_{\chi,e} \cdot n_e]^{-1}$  is the mean free length in the center of the star and  $r_\chi = \sqrt{\frac{3kT_c}{2\pi G \rho_c m_\chi}}$  is the typical scale of the DM core in the star. Here  $T_c$  and  $\rho_c$  are respectively the temperature and density of the star's core,  $G$  is the gravitational constant and  $k$  is the Boltzmann constant.

Following Ref. [35, 37, 38], in the case of large  $K$  (for DAVs), the DM' distribution in star can be described by

$$n_\chi(r) = n_\chi(0) \cdot \exp \left[ -\left(\frac{r}{r_\chi}\right)^2 \right]. \quad (3)$$

The annihilation term can be computed by a separated way as follows:

$$\Gamma_a = \int_0^{R_*} dr \, 4\pi r^2 \cdot \frac{1}{2} \langle \sigma_{\chi\chi} v \rangle n_\chi^2(r). \quad (4)$$

The factor  $1/2$  ( $1/4$ ) in the equation above is appropriate for self (not self) conjugate particles and  $\langle \sigma_{\chi\chi} v \rangle$  is the velocity-averaged DM annihilation cross-section ( $\sigma_{\chi\chi}$ ) multiplied by DM relative velocity ( $v$ ).

If an equilibrium between capture and annihilation is reached the annihilation rate reduces to  $\Gamma_a = 1/2\Gamma_c$  and it is independent on the annihilation cross-section. With the value of  $\langle \sigma_{\chi\chi} v \rangle \simeq 3 \times 10^{-26} \text{ cm}^3 \text{ s}^{-1}$ , we can impose  $\Gamma_a = 1/2\Gamma_c$  to do the normalization and get  $n_\chi(0)$ . Thus, the distribution  $n_\chi(r)$  is specified and all the related values in this equilibrium state are known.

*The Rate of Period Variations of DAVs.*—The period variation of a DAV is related to two physical processes in the star: the cooling of the star and the contraction of its atmosphere, and is given by

$$\frac{\dot{P}}{P} \simeq -a \frac{\dot{T}_c}{T_c} + b \frac{\dot{R}}{R}, \quad (5)$$

where  $P$  is the pulsation period for the  $m = 0$  multiplet component,  $T_c$  is the maximum (normally, core) temperature,  $R$  is the stellar radius, and  $\dot{P}$ ,  $\dot{T}$  and  $\dot{R}$  are the respective temporal variation rates [30]. The constants  $a$  and  $b$  are positive numbers of order unity. For DAVs, cooling dominates over gravitational contraction, in such a way that the second term in Eq. (5) is usually negligible, and only positive values of the observed period variation rate are expected [30, 39–41].

From the structure of a WD's envelope, we have [42]

$$T_0^{\frac{7}{2}} = B \frac{L_*/L_\odot}{M_*/M_\odot}, \quad (6)$$

where  $B \simeq 1.67 \times 10^{27}$  is a constant and  $T_0$  is the interface temperature between the core and envelope, and  $L_*$  and  $L_\odot$  are the luminosities of the star and sun, respectively.

If we use the approximation  $T_0 \simeq T_c$  (for DAVs) in Eq. (6), substitute the result into Eq. (5) and ignore the mass variation term during the cooling [30, 39, 40], we obtain

$$\frac{\dot{P}}{P} \simeq -\frac{2a}{7} \frac{\dot{L}_*}{L_*}. \quad (7)$$

According to the annihilation of DM in a DAV, if the equilibrium state has reached, the luminosity of the DAV should be  $L_{\text{obs}} = L_{\text{SCM}} + L_\chi$ , where  $L_{\text{obs}}$  is the total observed luminosity of the DAV,  $L_{\text{SCM}}$  is the normal luminosity in the SCM, and  $L_\chi$  is the luminosity purely due to the annihilation of DM.

From the above section, we get  $L_\chi = 2 \cdot \Gamma_a m_\chi c^2 = \Gamma_c m_\chi c^2$ . One should note that once the equilibrium state is reached,  $L_\chi$  should not change with time. As a result, we have  $\dot{L}_{\text{obs}} = \dot{L}_{\text{SCM}}$ . Thus, the relationship between the rate of period variation and the luminosity should be (replace  $L_*$  by  $L_{\text{obs}}$ )

$$\frac{\dot{P}_{\text{obs}}}{\dot{P}_{\text{SCM}}} = \frac{L_{\text{SCM}}}{L_{\text{SCM}} + L_\chi}, \quad (8)$$

in which we impose that the period from model calculation  $P_{\text{SCM}}$  equals to the value from observation  $P_{\text{obs}}$ . Here, we ignore the effects of DM on the period of pulsation, because (i) the total mass of the DM particles in such DAV can be ignored compared to the star mass (see below for the estimation), and we can ignore their gravitational effects on star's pulsation; (ii) the period of a star is a dynamical quantity which is determined by its interior structure, and is not directly related to the energy injection in the star.

In the SCM, the period variation of a DAV depends on the stellar mass and core composition, and can be expressed as a function of the mean atomic weight  $A$  [43, 44]

$$\dot{P}_{\text{SCM}} = dP/dt = (3-4) \times 10^{-15} \frac{A}{14} \text{ s s}^{-1}. \quad (9)$$

In this letter, we use a mean atomic weight 14, which is consistent with the cooling rate of DAVs with a carbon-oxygen core [45].

*Estimation.*—Although we have no identified DAVs in globular clusters yet due to the lack of scientific aims to occupy the observation times of large aperture telescopes, we can put a well studied DAV in a well studied globular cluster to do the estimation. G117-B15A, whose  $\dot{P}_{\text{obs}}$  matches  $dP_{\text{scm}}$  well within uncertainties [46] and its structure details have been determined by asteroseismology in Ref. [46–48]. Here we use the structure details from Table. I, Ref. [48].

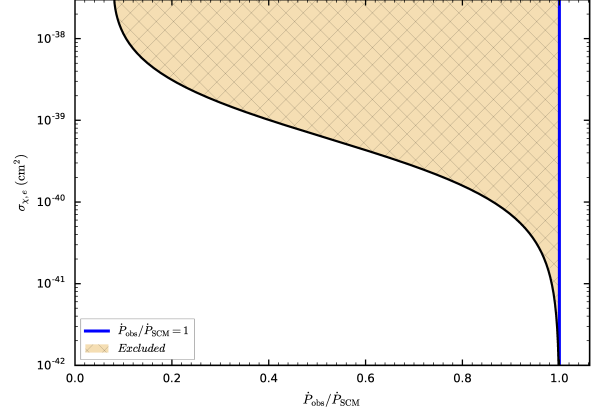


FIG. 1. The excluded region of  $\sigma_{\chi,e}$  with the observed value  $\dot{P}_{\text{obs}}/\dot{P}_{\text{SCM}}$ .

In order to get large DM density, we choose  $\omega$  Cen as the globular cluster to do the estimation. Amaro-Seoane *et al.* [49] has estimated  $\rho_\chi \simeq 4 \times 10^3 \text{ GeV cm}^{-3}$  near the center of  $\omega$  Cen without an intermediate-mass black hole (IMBH) and  $4 \times 10^3 \text{ GeV cm}^{-3} \lesssim \rho_\chi \lesssim 4 \times 10^9 \text{ GeV cm}^{-3}$  with an IMBH. We here choose  $\rho_\chi = 4 \times 10^3 \text{ GeV cm}^{-3}$  to do the estimation. From Ref. [31, 32], the members of this cluster are orbiting the center of mass with a peak velocity dispersion  $v_* \simeq 7.9 \text{ km s}^{-1}$ . Near a IMBH, where orbital motion around a single mass dominates, the test particle (DM or star) velocities are Keplerian,  $v_* = \bar{v}$  ( $\bar{v}$  is the mean velocity of the test particles).

With above configurations, if we fix the  $m_\chi = 100 \text{ GeV}$  and  $\sigma_{\chi,e} = 10^{-38} \text{ cm}^2$ , we obtain the DM luminosity of the DAV as  $L_\chi \simeq 1.04 \times 10^{31} \text{ erg s}^{-1}$ , which is about one order larger than the  $L_{\text{SCM}} \simeq 1.23 \times 10^{30} \text{ erg s}^{-1}$ . As a result, the period variation of DAV should be  $\dot{P}_{\text{obs}} \simeq 0.1 \times \dot{P}_{\text{SCM}} \simeq (0.3-0.4) \times 10^{-15} \frac{A}{14} \text{ s s}^{-1} \simeq (0.3-0.4) \times 10^{-15} \text{ s s}^{-1}$ , which is obviously smaller than the value from SCM [30].

Given  $\dot{P}_{\text{SCM}} = 3.2 \times 10^{-15} \text{ s s}^{-1}$  and  $m_\chi = 100 \text{ GeV}$ , we can present the constraint on  $\sigma_{\chi,e}$  by a given  $\dot{P}_{\text{obs}}/\dot{P}_{\text{SCM}}$  in Fig. 1. In Fig. 1, the lower limit of  $\dot{P}_{\text{obs}}/\dot{P}_{\text{SCM}}$  is determined by the star's size (or the geometrical limit). As the value of  $\dot{P}_{\text{obs}}/\dot{P}_{\text{SCM}}$  becomes larger, the constraint on  $\sigma_{\chi,e}$  becomes more stringent. Note that  $\dot{P}_{\text{obs}}/\dot{P}_{\text{SCM}} = 1$  is the asymptotic line of the black exclusive line in Fig. 1. In real cases, considering the uncertainties from SCM and observation value of  $\dot{P}_{\text{obs}}$ , the exclusive line could not reach the value  $\dot{P}_{\text{obs}}/\dot{P}_{\text{SCM}} = 1$ . If we have  $\dot{P}_{\text{obs}}/\dot{P}_{\text{SCM}} > 1$  from observations, it indicates that there exists an unknown effective cooling mechanism, which is a good hint to new physics as well.

Moreover, we get  $\tau \simeq 4.89 \text{ yr}$ , which is really a short period compared with the time scale of DAV formation processes. Thus, we can consider DAVs are always in the state of DM capture and annihilation equilibria which

have been assumed in this letter. The total DM mass in the DAV is about  $1.8 \times 10^{18} \text{ g} \ll M_*$ , and then its gravitational effects on the DAV's interior structure can be neglected, which is consistent with our assumption  $P_{SCM} = P_{obs}$  to determine the interior structure of DAV.

Furthermore, we make a similar estimation with the same configurations as above except considering the DM-nucleon interactions. In this case, the formula in Ref. [50] was used, which is constructed with the single scattering capture for the case that the mean free path of the DM particles in DAV is much larger compared to the size of the star. At last, we obtain  $L_\chi \simeq 1.49 \times 10^{24} \text{ erg s}^{-1}$  (here we choose  $\sigma_{\chi,n} = 10^{-46} \text{ cm}^2$  and  $m_\chi = 100 \text{ GeV}$ ), which can be ignored compared with the  $L_\chi$  from electrons. Consequently, it is a reasonable assumption to consider DM captured by interactions with electrons alone.

*Discussions.*—In this work, benefited from (i) the large DM local density in the central region of globular clusters; (ii) The relatively small velocity dispersion of the members in globular clusters; (iii) The large escape velocity of DAVs; (iv) The large electron density in DAVs; (v) The DM particles multi-scattering captured by DAVs, we found that the luminosity due to the DM annihilation would be so large ( $L_\chi/L_{SCM} \sim 10$ ) in our estimation. But in real cases, the absolute luminosity of a star cannot be determined directly due to the unknown distance to the star and the effects on dispersion. More importantly, only from the absolute luminosity, we cannot determine the structure and constituents of the star, which is the key point to estimate the DM captured effects. Consequently, some of the previous works [49, 51–53] which detect DM annihilation in compact stars according to directly observing their luminosities are difficult to achieve, and they are just suitable to do statistical researches other than individual ones under the precondition of calibrating the stars' relative luminosity.

Fortunately, a DAV's internal structure and long time evolution in SCM (represented by  $\dot{P}_{SCM}$ ) can be well modeled by precise asteroseismology, which just need the data from high-precision time series photometry. At the same time, this photometry data can also provide us  $\dot{P}_{obs}$ , which represents the real long time evolution of a DAV. Compared with these two long time scale quantities, the influence from the DM-electron interaction would be probed.

Moreover, we choose DAVs to do observation rather than other types of pulsating WDs because the observed  $\dot{P}_{obs}$  of most of DAVs has the highest consistency with  $\dot{P}_{SCM}$  (such as for R548  $\dot{P}_{obs} = (3.3 \pm 1.1) \times 10^{-15} \text{ s s}^{-1}$  [45], for L19-2  $\dot{P}_{obs} = (3.0 \pm 0.6) \times 10^{-15} \text{ s s}^{-1}$  [54], for G117-B15A  $\dot{P}_{obs} = (4.19 \pm 0.73) \times 10^{-15} \text{ s s}^{-1}$  [55]). For the same reason, some previous works use DAVs as the lab in order to get more stringent constraints on the axion mass (see for e.g., [48, 56, 57]). But if we note the uncertainties from different numerical codes of model calculation and the parameters' grids construction, the  $\dot{P}_{obs}$

matches  $\dot{P}_{SCM}$  well for DAVs [46]. To say the least, if we add the influence from the extra cooling mechanism on these DAVs, we get  $\dot{P}_{obs} \simeq (1 - 3) \times \dot{P}_{SCM}$ . While from our previous estimation, in a local DM-dense environment,  $\dot{P}_{obs} \simeq 0.1 \times \dot{P}_{SCM}$ , which is also the dominant term to influence  $\dot{P}_{obs}$ . A more efficiency operation is adding this cooling effects to the SCM by studying these observed nearby DAVs, and use this updated “SCM” to do model calculation and derive  $\dot{P}_{SCM}$ . In such case, all the previous discussions are also effective and more reasonable.

The flow diagram is presented in the Supplement Materials, Fig. 3. From Fig. 3, we can find the uncertainties of the final results from  $L_{SCM}$ ,  $\dot{P}_{SCM}$ ,  $L_\chi$  and  $\dot{P}_{obs}$ . In a classical asteroseismology on DAV (see for e.g., [48]), the uncertainties for both  $L_{SCM}$  and  $\dot{P}_{SCM}$  are 7%, and  $\dot{P}_{obs}$  can be determined from observation within 17% uncertainty. In multi-scattering captured process, the scattering times  $N$  is always chosen to be the cut-off at a large number (In this letter, we choose  $N = 100$ , which leads to an underestimate of  $L_\chi$  by a factor  $\lesssim 0.001\%$ ), but this uncertainty can be suppressed to be less than any given small value theoretically. Another type of uncertainties comes from the physical properties of the globular cluster where the DAVs locate in. Taking  $\omega$  Cen as an example, if the distribution model of DM particles is given, we find that the DM local density  $\rho_\chi$  can be gotten with an uncertainty of  $\sim 20\%$  [58]. The velocity dispersion  $v_*$  (also  $\bar{v}$ ) has an uncertainty of 30%. Because  $v_{esc} \ll v_*$  in our case, its uncertainty has a negligible influence on  $L_\chi$ .

If we can find a DAV like G117-B15A in such environment ( $\omega$  Cen), and do successful asteroseismology according to the observation, the prospective exclusive region on  $m_\chi - \sigma_{\chi,e}$  diagram can be gotten in Fig. 2 (Here, we consider all the uncertainties given above.). The potential sensitivity is mainly limited by the uncertainty from  $\dot{P}_{obs}$ , but as the accumulation of more data from high-precision photometry observation via space missions, the prospective exclusive line on  $\sigma_{\chi,e} - m_\chi$  plane would be extended to smaller  $\sigma_{\chi,e}$  and larger  $m_\chi$ . We showed that in this scenario, the detectable DM-electron interaction parameter space would extend to  $5 \text{ GeV} \lesssim m_\chi \lesssim 10^4 \text{ GeV}$  and  $\sigma_{\chi,e} \gtrsim 10^{-40} \text{ cm}^2$ , which could give us a cross check with the indirect detection on the existence of the leptonic favored DM particles.

Recent released DAMPE lepton spectrum [18] shows a tentative peak at  $\sim 1.4 \text{ TeV}$  which attracts many works (see for e.g., [59–62]) to interpret. As the statements listed in the first section, both astrophysical and DM scenarios can give an explanation for the peak to some extent. Although the confidential level of this peak signal is about  $2-3\sigma$  [61, 62], as the accumulation of the counts, it will give us a more clear results. If the peak signal proved to be true, our scenario in this letter can give a judgement on this situation because all those DM explanations are based on some local DM sub-structures (like sub-halos,

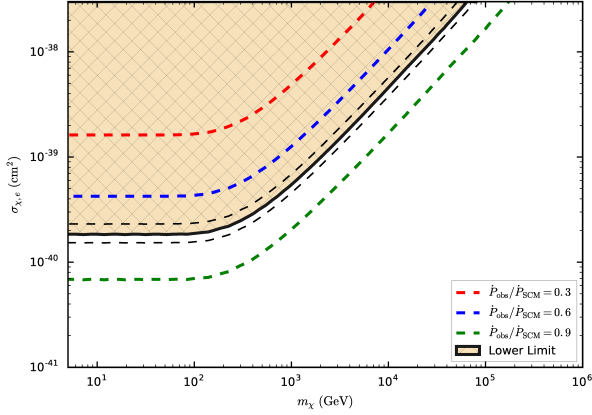


FIG. 2. The prospective constraints on  $\sigma_{\chi,e} - m_{\chi}$  from our estimations. The lower limit of the exclusive line is mainly determined by the precision of  $\dot{P}_{\text{obs}}$ . If we consider the uncertainties from the globular cluster's physical properties, the exclusive line is separated into two black dashed lines. The colored dashed lines represent the exclusive lines with specific  $\dot{P}_{\text{obs}}/\dot{P}_{\text{SCM}}$  values.

clumps and mini-spikes), whose DM local density of their central region can reach up to  $2 \times 10^3 \text{ GeV cm}^{-3}$  [63].

According to the observation of nearby DAVs, we can discover the nearby DM sub-structures by these probes. This task can be implemented by many ground based telescopes. For another, the observation on the DAVs in globular clusters could be implemented by high-precision photometry from space mission such as the James Webb Space Telescope or the Transiting Exoplanet Survey Satellite in the near future.

If this scenario can be implemented successfully, we would like to point out: (i) A cross check could be provided on the existence of leptonic favored DM particles; (ii) The source of the lepton excess in CR spectrum could be confirmed to some extent; (iii) It would provide another independent method to discover and confirm nearby DM sub-structures; (iv) The study of these DAVs could provide an excellent footstone for studying the formation and evolution of the globular clusters which is a challenging theme for a long time.

*Acknowledgments.*—This research was supported in part by the Projects 11475238 and 11647601 supported by National Science Foundation of China, and by Key Research Program of Frontier Sciences, CAS. The numerical results described in this paper have been obtained via the HPC Cluster of ITP-CAS.

\* jsniu@itp.ac.cn

† tli@itp.ac.cn

[1] Planck Collaboration, *Astron. Astrophys.* **571**, A16 (2014),

arXiv:1303.5076.

- [2] G. Bertone, D. Hooper, and J. Silk, *Phys. Rept.* **405**, 279 (2005), hep-ph/0404175.
- [3] LUX Collaboration, *Physical Review Letters* **118**, 021303 (2017), arXiv:1608.07648.
- [4] R. Essig, A. Manalaysay, J. Mardon, P. Sorensen, and T. Volansky, *Physical Review Letters* **109**, 021301 (2012), arXiv:1206.2644.
- [5] AMS Collaboration, M. Aguilar, L. Ali Cavazonza, B. Alpat, G. Ambrosi, L. Arruda, N. Attig, S. Aupetit, P. Azzarello, A. Bachlechner, F. Barao, and et al., *Physical Review Letters* **117**, 091103 (2016).
- [6] J.-S. Niu and T. Li, *ArXiv e-prints* (2017), arXiv:1705.11089 [astro-ph.HE].
- [7] A. Cuoco, M. Krämer, and M. Korsmeier, *Phys. Rev. Lett.* **118**, 191102 (2017).
- [8] M.-Y. Cui, Q. Yuan, Y.-L. S. Tsai, and Y.-Z. Fan, *Phys. Rev. Lett.* **118**, 191101 (2017).
- [9] S.-J. Lin, X.-J. Bi, J. Feng, P.-F. Yin, and Z.-H. Yu, *ArXiv e-prints* (2016), arXiv:1612.04001 [astro-ph.HE].
- [10] N. Tomassetti, *Astrophys. J. Lett.* **752**, L13 (2012), arXiv:1204.4492 [astro-ph.HE].
- [11] N. Tomassetti, *Phys. Rev. D* **92**, 081301 (2015), arXiv:1509.05775 [astro-ph.HE].
- [12] J. Chang, J. H. Adams, H. S. Ahn, G. L. Bashindzhagyan, M. Christl, O. Ganel, T. G. Guzik, J. Isbert, K. C. Kim, E. N. Kuznetsov, M. I. Panasyuk, A. D. Panov, W. K. H. Schmidt, E. S. Seo, N. V. Sokol'skaya, J. W. Watts, J. P. Wefel, J. Wu, and V. I. Zatsypin, *Nature* **456**, 362 (2008).
- [13] PAMELA collaboration, O. Adriani, G. C. Barbarino, G. A. Bazilevskaya, R. Bellotti, M. Boezio, E. A. Bogomolov, L. Bonechi, M. Bongi, V. Bonvicini, S. Borisov, and et al., *Astroparticle Physics* **34**, 1 (2010), arXiv:1001.3522 [astro-ph.HE].
- [14] AMS collaboration, M. Aguilar, D. Aisa, A. Alvino, G. Ambrosi, K. Andeen, L. Arruda, N. Attig, P. Azzarello, A. Bachlechner, F. Barao, and et al., *Physical Review Letters* **113**, 121102 (2014).
- [15] AMS collaboration, M. Aguilar, D. Aisa, B. Alpat, A. Alvino, G. Ambrosi, K. Andeen, L. Arruda, N. Attig, P. Azzarello, A. Bachlechner, and et al., *Physical Review Letters* **113**, 221102 (2014).
- [16] AMS collaboration, M. Aguilar, G. Alberti, B. Alpat, A. Alvino, G. Ambrosi, K. Andeen, H. Anderhub, L. Arruda, P. Azzarello, A. Bachlechner, and et al., *Physical Review Letters* **110**, 141102 (2013).
- [17] AMS collaboration, L. Accardo, M. Aguilar, D. Aisa, A. Alvino, G. Ambrosi, K. Andeen, L. Arruda, N. Attig, P. Azzarello, A. Bachlechner, and et al., *Physical Review Letters* **113**, 121101 (2014).
- [18] G. Ambrosi et al. (DAMPE), *Nature* (2017), 10.1038/nature24475, arXiv:1711.10981 [astro-ph.HE].
- [19] C. S. Shen, *Astrophys. J. Lett.* **162**, L181 (1970).
- [20] H. Yüksel, M. D. Kistler, and T. Stanev, *Physical Review Letters* **103**, 051101 (2009), arXiv:0810.2784.
- [21] P. Blasi, *Physical Review Letters* **103**, 051104 (2009), arXiv:0903.2794 [astro-ph.HE].
- [22] L. Bergström, T. Bringmann, and J. Edsjö, *Phys. Rev. D* **78**, 103520 (2008), arXiv:0808.3725.
- [23] J. Zhang, X.-J. Bi, J. Liu, S.-M. Liu, P.-F. Yin, Q. Yuan,

- and S.-H. Zhu, Phys. Rev. D **80**, 023007 (2009), arXiv:0812.0522.
- [24] L. Bergström, J. Edsjö, and G. Zaharijas, Physical Review Letters **103**, 031103 (2009), arXiv:0905.0333 [astro-ph.HE].
- [25] A. U. Abeysekara *et al.* (HAWC), Science **358**, 911 (2017), arXiv:1711.06223 [astro-ph.HE].
- [26] S.-J. Lin, Q. Yuan, and X.-J. Bi, Physical Review D **91**, 063508 (2015), arXiv:1409.6248 [astro-ph.HE].
- [27] J.-S. Niu, T. Li, R. Ding, B. Zhu, H.-F. Xue, and Y. Wang, ArXiv e-prints (2017), arXiv:1712.00372 [astro-ph.HE].
- [28] J.-S. Niu, T. Li, and F.-Z. Xu, ArXiv e-prints (2017), arXiv:1712.09586 [hep-ph].
- [29] G. Fontaine, P. Brassard, and P. Bergeron, Publications of the Astronomical Society of the Pacific **113**, 409 (2001).
- [30] D. E. Winget and S. O. Kepler, Annu. Rev. Astron. Astrophys. **46**, 157 (2008), arXiv:0806.2573.
- [31] D. Merritt, G. Meylan, and M. Mayor, Astron. J. **114**, 1074 (1997), astro-ph/9612184.
- [32] G. van de Ven, R. C. E. van den Bosch, E. K. Verolme, and P. T. de Zeeuw, Astron. Astrophys. **445**, 513 (2006), astro-ph/0509228.
- [33] A. Gould, Astrophys. J. **321**, 560 (1987).
- [34] A. Gould, Astrophys. J. **356**, 302 (1990).
- [35] K. Griest and D. Seckel, Nuclear Physics B **283**, 681 (1987).
- [36] J. Bramante, A. Delgado, and A. Martin, Phys. Rev. D **96**, 063002 (2017), arXiv:1703.04043 [hep-ph].
- [37] P. Scott, M. Fairbairn, and J. Edsjö, Mon. Not. Roy. Astron. Soc. **394**, 82 (2009), arXiv:0809.1871.
- [38] M. Taoso, F. Iocco, G. Meynet, G. Bertone, and P. Eggenberger, Phys. Rev. D **82**, 083509 (2010), arXiv:1005.5711.
- [39] G. Fontaine and P. Brassard, Publications of the Astronomical Society of the Pacific **120**, 1043 (2008).
- [40] L. G. Althaus, A. H. Córscico, J. Isern, and E. García-Berro, Astron. Astrophys. Rev. **18**, 471 (2010), arXiv:1007.2659 [astro-ph.SR].
- [41] L. M. Calcaferro, A. H. Córscico, and L. G. Althaus, Astron. Astrophys. **600**, A73 (2017), arXiv:1701.08880 [astro-ph.SR].
- [42] R. Kippenhahn, A. Weigert, and A. Weiss, *Stellar Structure and Evolution*, 2e. (Astronomy and Astrophysics Library. Springer, Berlin, Heidelberg, 2012) p. 488.
- [43] S. D. Kawaler, D. E. Winget, I. Iben, Jr., and C. J. Hansen, Astrophys. J. **302**, 530 (1986).
- [44] S. O. Kepler, O. Giovannini, M. A. Wood, and et al., Astrophys. J. **447**, 874 (1995).
- [45] A. S. Mukadam, A. Bischoff-Kim, O. Fraser, A. H. Córscico, M. H. Montgomery, S. O. Kepler, A. D. Romero, D. E. Winget, J. J. Hermes, T. S. Riecken, M. E. Kronberg, K. I. Winget, R. E. Falcon, D. W. Chandler, J. W. Kuehne, D. J. Sullivan, D. Reaves, T. von Hippel, F. Mulhally, H. Shipman, S. E. Thompson, N. M. Silvestri, and R. I. Hynes, Astrophys. J. **771**, 17 (2013).
- [46] Y.-H. Chen, C.-Y. Ding, W.-W. Na, and H. Shu, Research in Astronomy and Astrophysics **17**, 065 (2017), arXiv:1703.06301 [astro-ph.SR].
- [47] A. D. Romero, A. H. Córscico, L. G. Althaus, S. O. Kepler, B. G. Castanheira, and M. M. Miller Bertolami, Mon. Not. Roy. Astron. Soc. **420**, 1462 (2012), arXiv:1109.6682 [astro-ph.SR].
- [48] A. H. Córscico, L. G. Althaus, M. M. Miller Bertolami, A. D. Romero, E. García-Berro, J. Isern, and S. O. Kepler, Mon. Not. Roy. Astron. Soc. **424**, 2792 (2012), arXiv:1205.6180 [astro-ph.SR].
- [49] P. Amaro-Seoane, J. Casanellas, R. Schödel, E. Davidson, and J. Cuadra, Mon. Not. Roy. Astron. Soc. **459**, 695 (2016), arXiv:1512.00456.
- [50] A. Gould, Astrophys. J. **321**, 571 (1987).
- [51] I. V. Moskalenko and L. L. Wai, Astrophys. J. Lett. **659**, L29 (2007), astro-ph/0702654.
- [52] G. Bertone and M. Fairbairn, Phys. Rev. D **77**, 043515 (2008), arXiv:0709.1485.
- [53] T. J. Hurst, A. R. Zentner, A. Natarajan, and C. Badenes, Phys. Rev. D **91**, 103514 (2015), arXiv:1410.3925.
- [54] D. J. Sullivan and P. Chote, in *19th European Workshop on White Dwarfs*, Astronomical Society of the Pacific Conference Series, Vol. 493, edited by P. Dufour, P. Bergeron, and G. Fontaine (2015) p. 199.
- [55] S. O. Kepler, in *Progress in Solar/Stellar Physics with Helio- and Asteroseismology*, Astronomical Society of the Pacific Conference Series, Vol. 462, edited by H. Shibahashi, M. Takata, and A. E. Lynas-Gray (2012) p. 322.
- [56] A. H. Córscico, L. G. Althaus, A. D. Romero, A. S. Mukadam, E. García-Berro, J. Isern, S. O. Kepler, and M. A. Corti, J. Cosmol. Astropart. Phys. **12**, 010 (2012), arXiv:1211.3389 [astro-ph.SR].
- [57] A. H. Córscico, A. D. Romero, L. G. Althaus, E. García-Berro, J. Isern, S. O. Kepler, M. M. Miller Bertolami, D. J. Sullivan, and P. Chote, J. Cosmol. Astropart. Phys. **7**, 036 (2016), arXiv:1605.06458 [astro-ph.SR].
- [58] R. D'Souza and H.-W. Rix, Mon. Not. Roy. Astron. Soc. **429**, 1887 (2013), arXiv:1211.4399.
- [59] Q. Yuan, L. Feng, P.-F. Yin, Y.-Z. Fan, X.-J. Bi, M.-Y. Cui, T.-K. Dong, Y.-Q. Guo, K. Fang, H.-B. Hu, X. Huang, S.-J. Lei, X. Li, S.-J. Lin, H. Liu, P.-X. Ma, W.-X. Peng, R. Qiao, Z.-Q. Shen, M. Su, Y.-F. Wei, Z.-L. Xu, C. Yue, J.-J. Zang, C. Zhang, X. Zhang, Y.-P. Zhang, Y.-J. Zhang, and Y.-L. Zhang, ArXiv e-prints (2017), arXiv:1711.10989 [astro-ph.HE].
- [60] S.-F. Ge and H.-J. He, ArXiv e-prints (2017), arXiv:1712.02744 [astro-ph.HE].
- [61] X.-J. Huang, Y.-L. Wu, W.-H. Zhang, and Y.-F. Zhou, ArXiv e-prints (2017), arXiv:1712.00005 [astro-ph.HE].
- [62] A. Fowlie, ArXiv e-prints (2017), arXiv:1712.05089 [hep-ph].
- [63] J. Diemand, M. Kuhlen, P. Madau, M. Zemp, B. Moore, D. Potter, and J. Stadel, Nature **454**, 735 (2008), arXiv:0805.1244.

## SUPPLEMENT MATERIALS

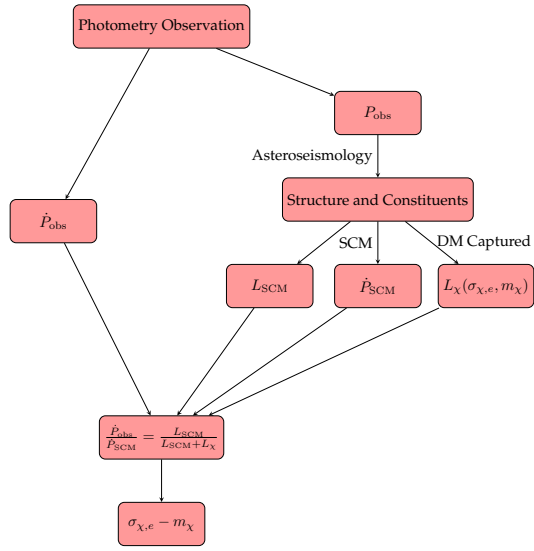


FIG. 3. The flow diagram of this work.